

2005-2006 Edition

INFORMATION DIGEST



United States Nuclear Regulatory Commission

2005-2006 Edition

INFORMATION DIGEST



NUREG-1350, Volume 17
Manuscript Completed: July 2005
Date Published: July 2005

Division of Planning, Budget, and Analysis
Office of the Chief Financial Officer
U.S. Nuclear Regulatory Commission
Washington, DC 20555-0001

Abstract

The "United States Nuclear Regulatory Commission Information Digest" (digest) provides a summary of information about the U.S. Nuclear Regulatory Commission (NRC), including the agency's regulatory responsibilities and licensed activities, and general information on domestic and world-wide nuclear energy. Published annually, the digest is a compilation of nuclear- and NRC-related data designed to serve as a quick reference to major facts about the agency and the industry it regulates. In general, the data covers up to 2004 or data available at manuscript completion. Information on generating capacity and average capacity factor for operating U.S.

commercial nuclear power reactors is obtained from the NRC, as well as from various industry sources. Industry source information is reviewed by the NRC for consistency only, and no independent validation and/or verification is performed.

Comments and/or suggestions on the data presented are welcomed and should be directed to Alesha Bellinger or JoAnne M. Johnson, Division of Planning, Budget, and Analysis, Office of the Chief Financial Officer, United States Nuclear Regulatory Commission, Washington, DC 20555-0001. For detailed and complete information about tables and figures, refer to the source publications.



Calvert Cliffs Nuclear Power Plant

Contents

Abstract	iii
For More Information	ix
NRC AS A REGULATORY AGENCY	1
Mission, Goals, and Statutory Authority	2
Major Activities	5
Organizations and Functions	6
NRC Locations	10
NRC Fiscal Year 2005 Resources	12
U.S. AND WORLDWIDE ENERGY	17
U.S. Electricity	18
U.S. Electricity Generated by Commercial Nuclear Power	25
Worldwide Electricity Generated by Commercial Nuclear Power	28
International Activities	34
OPERATING NUCLEAR REACTORS	37
U.S. Commercial Nuclear Power Reactors	38
Oversight of U.S. Commercial Nuclear Power Reactors	44
Future U.S. Commercial Nuclear Power Reactor Licensing	48
U.S. Nuclear Research and Test Reactors	54
Nuclear Regulatory Research	56
NUCLEAR MATERIALS SAFETY	59
Uranium Milling	60
U.S. Fuel Cycle Facilities	62
U.S. Materials Licenses	67
Nuclear Gauges	71
Teletherapy Devices	72
Commercial Product Irradiators	73

RADIOACTIVE WASTE **75**

U.S. Low-Level Radioactive Waste Disposal	76
U.S. High-Level Radioactive Waste Management: Disposal and Storage	79
U.S. Nuclear Materials Transportation and Safeguards	87
Decommissioning	88

APPENDICES **91**

Abbreviations Used in Appendices 93

A. U.S. Commercial Nuclear Power Reactors	95
B. U.S. Commercial Nuclear Power Reactors Formerly Licensed To Operate	111
C. Canceled U.S. Commercial Nuclear Power Reactors	113
D. U.S. Commercial Nuclear Power Reactors by Licensee	117
E. U.S. Nuclear Research and Test Reactors (Operating) Regulated by NRC	119
F. U.S. Research and Test Reactors (Under Decommissioning)	123
G. NRC Performance Indicators: Annual Industry Averages	125
H. Locations of Uranium Milling Facilities	127
I. Dry Spent Fuel Storage Designs: NRC-Approved for General Use	129
J. Dry Spent Fuel Storage Licensees	131
K. World List of Nuclear Power Reactors	133
L. Nuclear Power Units by Reactor Type, Worldwide	135
M. Top 50 Reactors by Capacity Factor, Worldwide	137
N. Top 50 Reactors by Generation, Worldwide	139
O. Quick-Reference Metric Conversion Tables	141

Glossary 145

Figures

1. U.S. Nuclear Regulatory Commission Organization Chart	8
2. NRC Regions	11
3. Distribution of NRC FY 2005 Budget Authority and Staff	13
4. NRC Budget Authority	14
5. NRC Personnel Ceiling	15
6. Recovery of NRC Budget Authority, FY 2005	16

7. U.S. Electric Capacity and Capability by Energy Source	19
8. U.S. Electric Net Generation by Energy Source	19
9. Net Electricity Generated in Each State by Nuclear Power	21
10. U.S. Net Electric Generation by Source	22
11. U.S. Electric Generating Capability by Energy Source	23
12. U.S. Average Nuclear Reactor, Coal-Fired and Fossil Steam Plant Production Expenses	24
13. Net Generation of U.S. Nuclear Electricity	26
14. Net Nuclear Electric Power as a Percent of World Nuclear Generation and Total Domestic Net Nuclear Electricity Generation	29
15. Operating Nuclear Power Plants Worldwide	31
16. Typical Pressurized Water Reactor	39
17. Typical Boiling Water Reactor	40
18. U.S. Operating Commercial Nuclear Power Reactors	41
19. U.S. Commercial Nuclear Power Reactor Operating Licenses Issued by Year	43
20. NRC Inspection Effort at Operating Reactors	45
21. NRC Performance Indicators, Annual Industry Averages	46
22. U.S. Commercial Nuclear Power Reactors—Years of Operation	51
23. U.S. Commercial Nuclear Power Reactor Operating Licenses— Expiration Date by Year Assuming Construction Recapture	53
24. U.S. Nuclear Research and Test Reactors	55
25. NRC Research Funding	58
26. Locations of Uranium Milling Facilities	61
27. Typical Uranium Enrichment Facility	64
28. Two Enrichment Processes	64
29. Typical Fuel Fabrication Plant	65
30. Major U.S. Fuel Cycle Facility Sites	66
31. NRC Agreement States	70
32. Cross Section of a Fixed Fluid Gauge	71
33. Cobalt-60 Teletherapy Unit	72
34. Commercial Gamma Irradiator	73
35. Low-Level Waste Disposal Site	77
36. U.S. Low-Level Waste Compacts	78

37. The Yucca Mountain Disposal Plan	81
38. Spent Fuel Generation and Storage After Use	82
39. Licensed/Operating Independent Spent Fuel Storage Installations	84
40. Dry Storage of Spent Fuel	86

Tables

1. NRC Budget Authority	14
2. NRC Personnel Ceiling	15
3. Electric Generating Capability and Electric Generation in Each State by Nuclear Power	20
4. U.S. Net Electric Generation by Source	22
5. U.S. Electric Generating Capability by Energy Source	23
6. U.S. Average Nuclear Reactor and Coal-Fired/Fossil Steam Plant Production Expenses	24
7. U.S. Nuclear Power Reactor Average Capacity Factor and Net Generation	26
8. U.S. Commercial Nuclear Power Reactor Average Capacity Factor by Vendor and Reactor Type	27
9. Commercial Nuclear Power Reactor Average Gross Capacity Factor and Gross Generation by Selected Country	30
10. Commercial Nuclear Power Reactor Average Gross Capacity Factor by Selected Country	30
11. U.S. Commercial Nuclear Power Reactor Operating Licenses Issued by Year	42
12. U.S. Commercial Nuclear Power Reactor Operating Licenses— Expiration Date by Year	52
13. U.S. Materials Licenses by State	69
14. Complex Decommissioning Sites	89

For More Information...

The U.S. Nuclear Regulatory Commission (NRC) offers a variety of programs to make the agency, licensee, and nuclear industry information available to the public.

The NRC's World Wide Web site (www.nrc.gov) contains a wide variety of information about the agency's regulatory programs. The areas covered include the licensing of power and research reactors, nuclear materials, and radioactive waste; agency radiation protection and emergency response activities; and the background and current status of all ongoing regulatory initiatives. The site also provides access to many publicly available agency documents and information collections, press releases, organizational charts and descriptions, headquarters and regional locations and addresses, the agency telephone directory, current agency regulations, planning and financial management reports, and areas devoted specifically to public comments and participation in the agency's regulatory process. To help the public locate information, the site provides an alphabetically arranged topical index of contents, a search engine, a site contents page arranged by program area, and a text menu of site contents. The agency also welcomes comments on its site. They can be submitted to nrcweb@nrc.gov.

The Electronic Reading Room on the NRC Web site allows the public to use

the Internet to search for records that the NRC has already released to the public. This site uses the NRC's Agencywide Documents Access and Management System (ADAMS) to search two electronic libraries: the Public Legacy Library and the Publicly Available Records System (PARS) Library. The Public Legacy Library contains a selection of bibliographic descriptions and some full text files of NRC records released to the public prior to Fall 1999. The Public Legacy Library is only accessible via CITRIX-based PARS. The PARS Library contains all NRC publicly available records released since Fall 1999. The PARS Library contains both full-text and image records, and the public can perform full-text searches of the database, and can view, download, and print the files from there.

The NRC's Public Document Room (PDR) at NRC headquarters in Rockville, Maryland (OWFN 01-F21), has a complete collection of more than two million NRC documents released prior to the Fall of 1999. The public may view documents at the PDR, and reference librarians are available to help in identifying, retrieving and organizing NRC documents from various resources and formats, including the Electronic Reading Room. Members of the public may also access the Electronic Reading Room libraries from computer terminals in the PDR. The PDR also

(continued)

For More Information...*(continued)*

provides document reproduction services and, for a fee, the public can order copies of any of the records in the PDR or the Legacy and the Public PARS libraries.

For more information about NRC documents, contact the PDR (M-F, 8:30-4:15 ET) by telephone at (800) 397-4209 or (301) 415-4737. The PDR may also be contacted by TDD at (301) 415-8322 or (800) 635-4512; Internet email at hdr@nrc.gov; fax (301) 415-3548; or U.S. Mail to: PDR, U.S. Nuclear Regulatory Commission, Washington, DC 20555-0001.

FOIA/PA

The public may also use the Freedom of Information Act (FOIA) and Privacy Act (PA) to obtain information that the NRC has not made publicly available. Submit FOIA or PA requests in writing to: FOIA/PA Officer, U.S. Nuclear Regulatory Commission, Washington, DC 20555-0001. The FOIA requires the NRC to give the public access to records unless the information is exempt from disclosure (e.g., classified as national security, business proprietary, personal privacy, or investigative, etc.). A request must specifically state that it is a FOIA request, and it must adequately describe the specific records or type of records sought so that the NRC staff can conduct a search for the requested records by exerting a reasonable amount of effort. Disclosure will be made by providing a copy of the documents requested or by making

copies of the requested documents available in the NRC's Headquarters Public Document Room in the ADAMS PARS Library. Detailed information concerning NRC policies and procedures for obtaining access to information under the FOIA and PA is available in Title 10, Part 9, of the *Code of Federal Regulations*, which is available in any public library. Information can also be found on the Internet at the FOIA/PA homepage, reached through the "FOIA Requests" link at the NRC's Web site www.nrc.gov.

The NRC announces the schedules of staff meetings that are open to the public. Public notice will be made via the Internet using the NRC's Web site at <http://www.nrc.gov/public-involve/public-meetings/index.cfm>. Commission and Advisory Committee meetings, Open Predecisional Enforcement Conferences, and Atomic Safety and Licensing Board hearings that are published in the *Federal Register* are also noticed at this site. Recorded information about Commission meetings is available at (301) 415-1292.

The NRC is required to answer inquiries from small entities concerning information on, advice about, and compliance with the statutes and regulations that affect them. The NRC is expected to interpret and apply the law, or regulations implementing the law, to specific sets of facts that are specified by the small entity. The NRC is required to establish a program to receive and respond to these types of

inquiries. To help small entities obtain information quickly, the NRC has established a toll-free telephone number at (800) 368-5642.

To learn more about these and other sources of public information about agency activities, send for a free copy of the "Citizen's Guide to U.S. Nuclear

Regulatory Commission Information" (NUREG/BR-0010, Rev. 3), ATTN: Reproduction and Distribution Services Branch, U.S. Nuclear Regulatory Commission, Washington, DC 20555-0001. You can also call or e-mail the Office of Public Affairs at 301-415-8200 or OPA@nrc.gov.



NRC AS A REGULATORY AGENCY

<http://www.nrc.gov>

Mission, Goals, and Statutory Authority

Mission

The mission of the U.S. Nuclear Regulatory Commission (NRC) is to license and regulate the Nation's civilian use of byproduct, source, and special nuclear materials to ensure adequate protection of public health and safety, promote the common defense and security, and protect the environment. The NRC's scope of responsibility includes regulation of commercial nuclear power plants; research, test, and training reactors; nuclear fuel cycle facilities (also called fuel cycle facilities); medical, academic, and industrial uses of radioactive materials; and the transport, storage, and disposal of radioactive materials and wastes. The NRC's regulations are designed to protect the public and occupational workers from radiation hazards in those industries using radioactive materials.

Strategic Plan

The NRC's FY 2004-2009 Strategic Plan focuses on five general goals: safety, security, openness, effectiveness, and excellence in agency management. These goals support our ability to maintain the public health, safety, and trust. Under each goal, strategic outcomes provide a general barometer whether the goals are being achieved.

Goals and Strategic Outcomes

Safety - Ensure protection of public health and safety and the environment.

The NRC's primary goal is to regulate the safe uses of radioactive materials for civilian purposes to ensure the protection of public¹ health and safety and the environment. The NRC achieves its safety goal by licensing individuals and organizations to use

radioactive materials for beneficial civilian purposes, and then ensuring that the performance of these licensees is at or above acceptable safety levels. The strategic outcomes that support the goal of safety are listed below:

- No nuclear reactor accidents.²
- No inadvertent criticality events.
- No acute radiation exposures resulting in fatalities.
- No releases of radioactive materials that result in significant radiation exposures.³
- No releases of radioactive materials that cause significant adverse environmental impacts.⁴

Security - Ensure the secure use and management of radioactive materials.

The primary challenge facing the NRC in the coming years is to emerge from the period of uncertainty in post-September 11 security requirements; determine what long-term security provisions are necessary; and revise its regulations, orders, and internal procedures as necessary to ensure public health and safety and the common defense and security in the elevated threat environment.

The strategic outcome that supports the goal of security is "No instances where licensed radioactive materials are used domestically in a manner hostile to the security of the United States."

Openness - Ensure openness in our regulatory process.

The NRC views nuclear regulation as the public's business and, as such, it should be transacted openly and candidly in order to maintain the public's

confidence. The goal to ensure openness explicitly recognizes that the public must be informed about, and have a reasonable opportunity to participate meaningfully in, the NRC's regulatory process.

The strategic outcome that supports the goal of openness is "Stakeholders are informed and involved in NRC processes as appropriate."

Effectiveness - Ensure that NRC actions are effective, efficient, realistic, and timely.

The drive to improve performance in Government, coupled with increasing demands on the NRC's finite resources, clearly indicates a need for the agency to become more effective, efficient, realistic, and timely in its regulatory activities. Effectiveness means achieving the desired outcome from a program, process, or activity; efficiency refers to productivity, quality, and cost characteristics that together define how economically an activity or process is performed; and, timeliness, a key product of efficiency, means acting within a predictable time frame and without unnecessary delays.

The strategic outcome that supports the goal of effectiveness is "No significant licensing or regulatory impediments to the safe and beneficial uses of radioactive materials."

Excellence - Ensure excellence in agency management to carry out the NRC's strategic objective.

The NRC strives for management excellence in carrying out all of its regulatory responsibilities. This goal includes strategies for the management of human capital, infrastructure management, improved financial management, expanded electronic government, budget

and performance integration, and internal communications.

The strategic outcomes that support the goal of excellence in agency management are listed below:

- Continuous improvement in NRC's leadership and management effectiveness in delivering the mission.
- A diverse, skilled workforce and an infrastructure that fully supports the agency's mission and goals.

Strategies and Means

Each goal of the Strategic Plan contains a number of strategies that describe how resources will be organized, and the policies that will apply for the management and use of those resources. Under each strategy are means that describe the essential programs and initiatives to achieve specific strategies.

Performance Measures

Success in achieving each goal in the Strategic Plan is gauged primarily through performance measures that have been developed for the FY 2006 Performance Budget and will be reported in the annual Performance and Accountability Report.

Statutory Authority

The NRC was established by the Energy Reorganization Act of 1974. The agency began operations in 1975. The U.S. Energy Reorganization Act of 1974 separated the Atomic Energy Commission's regulatory functions from its military and promotional functions and assigned the regulatory functions to the NRC. The NRC thus inherited part of the Atomic Energy Commission's mission under the Atomic Energy Act of 1954 — to regulate the civilian

commercial, industrial, academic, and medical uses of nuclear materials, in order to protect the public health and safety, and promote the common defense and security. In so doing, Congress defined the NRC's mission to enable the nation to use radioactive materials for beneficial civilian purposes while ensuring that public health and safety, common defense and security, and the environment are protected. The following NRC regulations are issued under the United States Code of Federal Regulations (CFR), Title 10, Chapter 1.

The following principal statutory authorities govern the NRC's work:

- Atomic Energy Act of 1954, as amended
- Energy Reorganization Act of 1974, as amended
- Uranium Mill Tailings Radiation Control Act of 1978, as amended
- Nuclear Non-Proliferation Act of 1978
- Low-Level Radioactive Waste Policy Act of 1980
- West Valley Demonstration Project Act of 1980
- Nuclear Waste Policy Act of 1982
- Low-Level Radioactive Waste Policy Amendments Act of 1985
- Diplomatic Security and Anti-Terrorism Act of 1986
- Nuclear Waste Policy Amendments Act of 1987
- Solar, Wind, Waste, and Geothermal Power Production Incentives Act of 1990
- Energy Policy Act of 1992
- Low-Level Radioactive Waste Policy Amendments Act of 1995

The NRC, the Agreement States and those who hold licenses to use radioactive materials share a common responsibility to protect public health and safety and the environment. Federal regulations and the NRC regulatory program are important elements in the protection of the public. Because licensees actually use radioactive material, they have the ultimate responsibility to handle the use of materials.

¹ "Public" includes occupational workers.

² "Nuclear reactor accidents" are defined in the NRC Severe Accident Policy Statement as those events that result in substantial damage to the reactor fuel, whether or not serious offsite consequences occur.

³ "Significant radiation exposures" are defined as those that result in unintended permanent functional damage to an organ or a physiological system as determined by a physician in accordance with Abnormal Occurrence Criterion I.A.3.

⁴ Releases that have the potential to cause "adverse impact" are those that exceed the limits for reporting abnormal occurrences as given by Abnormal Occurrence criterion 1.B.1 {normally 5,000 times Table 2 (air and water) of Appendix B, Part 20}.

Major Activities

The NRC fulfills its responsibilities through a system of the following licensing and regulatory activities:

- Licensing the design, construction, operation, and decommissioning of nuclear plants and other nuclear facilities, such as nuclear fuel facilities, uranium enrichment facilities, and test and research reactors.
- Licensing the possession, use, processing, handling, and exporting of nuclear materials.
- Licensing the siting, design, construction, operation, and closure of low-level radioactive waste disposal sites under NRC jurisdiction and the construction, operation, and closure of a geologic repository for high-level radioactive waste.
- Licensing the operators of civilian nuclear reactors.
- Inspecting licensed and certified facilities and activities.
- Certifying privatized uranium enrichment facilities.
- Conducting research on light-water reactor safety to gain independent expertise and information for making timely regulatory judgments and for anticipating problems of potential safety significance.
- Developing and implementing rules and regulations that govern licensed nuclear activities.
- Investigating nuclear incidents and allegations concerning any matter regulated by the NRC.
- Enforcing NRC regulations and the conditions of NRC licenses.
- Conducting public hearings on matters of nuclear and radiological safety, environmental concern, common defense and security, and antitrust matters.
- Developing effective working relationships with the States regarding reactor operations and the regulation of nuclear material.
- Developing policy and providing direction on issues involving security at nuclear facilities, and interfacing with other federal agencies, including the Department of Homeland Security, on safety and security issues, and developing and directing the NRC program for response to incidents.
- Conducting a program of emergency preparedness and response for licensed nuclear facilities.
- Collecting, analyzing, and disseminating information about the operational safety of commercial nuclear power reactors and certain nonreactor activities.



Chairman
Nils J. Diaz



Commissioner
Jeffrey S. Merrifield

Organizations and Functions

The NRC's Commission is composed of five members, with one member designated by the President to serve as Chairman. Each member is appointed by the President, with the consent of the U.S. Senate, to serve five-year terms. The members' terms are normally staggered so that one Commissioner's term expires on June 30th every year. No more than three members of the Commission can be from the same political party. As of July 1, 2005, there is one vacancy on the Commission. The members of the Commission are:

Commissioner	Expiration of Term
Nils J. Diaz, Chairman	June 30, 2006
Jeffrey S. Merrifield	June 30, 2007
Gregory B. Jaczko	*
Peter B. Lyons	*

The Chairman serves as the principal executive officer and official spokesman of the Commission. The Execu-

tive Director for Operations carries out the program policies and decisions made by the Commission.

The NRC's major offices follow.

- **Office of Nuclear Reactor Regulation** — Directs all licensing and inspection activities associated with the design, construction, and operation of nuclear power reactors and nonpower reactors
- **Office of Nuclear Material Safety and Safeguards** — Directs all licensing and inspection activities associated with nuclear fuel cycle facilities, uses of nuclear materials, storage and transport of nuclear materials, management and disposal of low-level and high-level radioactive nuclear wastes, and decommissioning of facilities and sites
- **Office of Nuclear Regulatory Research** — Provides independent expertise and information for mak-

*Commissioner appointed by the President during a congressional recess and term will expire at the end of the Senate's 109th session.



Commissioner
Gregory B. Jaczko



Commissioner
Peter B. Lyons

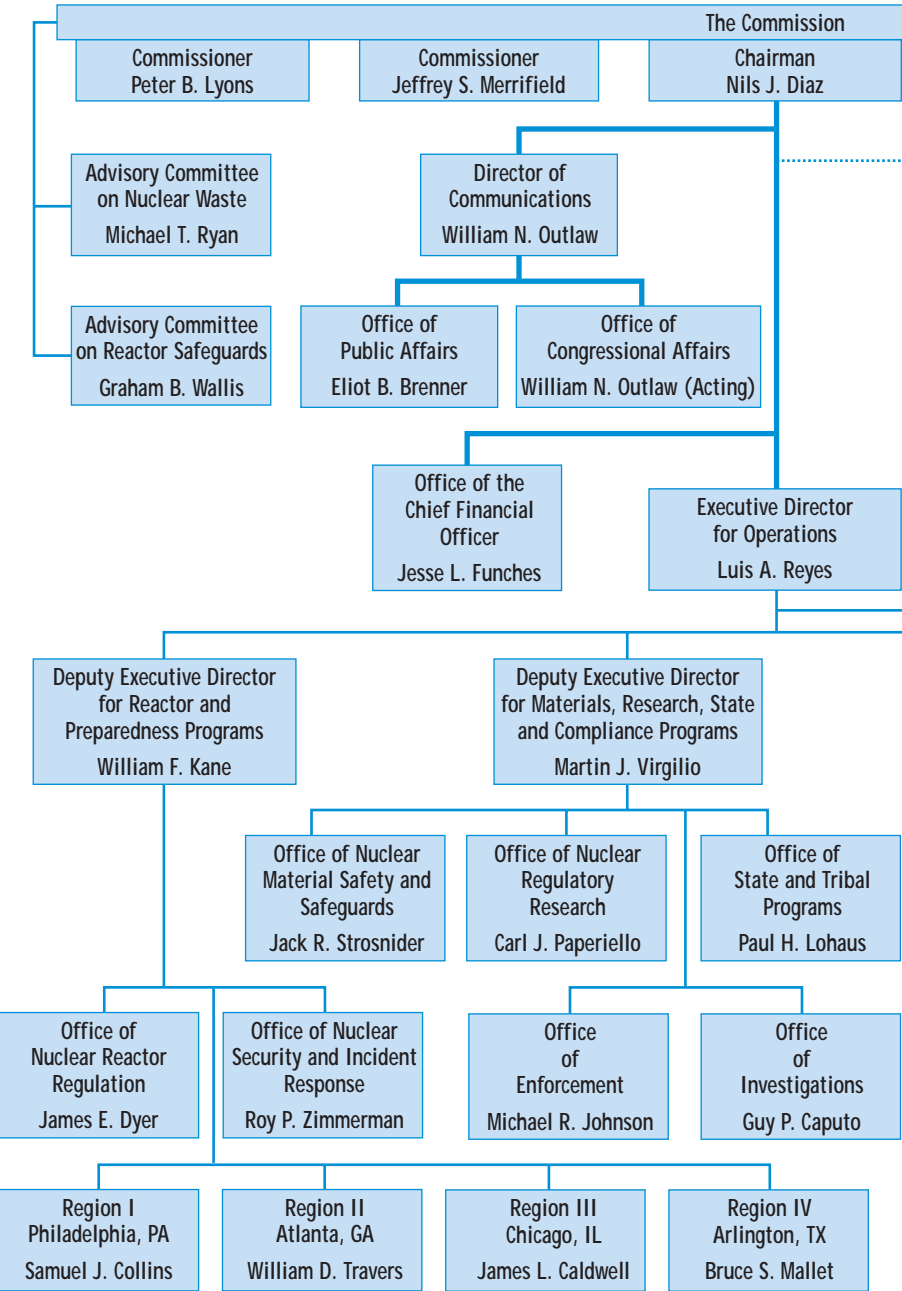
ing timely regulatory judgments, anticipating problems of potential safety significance, and resolving safety issues and provides support for developing technical regulations and standards. Collects, analyzes, and disseminates information about the operational safety of commercial nuclear power plants and certain nuclear materials activities

- **Office of Nuclear Security and Incident Response** — Responsible for overall agency policy and activities involving security at nuclear facilities. Provides safeguards and security interface with other federal agencies and maintains the agency emergency preparedness and response program
- **Regional Offices** — Conduct inspection, enforcement, investigation, licensing, and emergency response programs for nuclear reactors, fuel facilities, and materials licensees within regional boundaries that the Headquarters' offices originate

- **Office of Information Services** — Responsible for the strategic use of information technology as a management tool across a spectrum of agency activities and for an agency-wide approach to information management, capital planning and performance-based management of information technology, and information management service functions
- **Office of the Chief Financial Officer** — Responsible for NRC's Planning, Budgeting and Performance Management process and for all of the NRC's financial management activities
- **Office of the Inspector General** — Provides the Commission with an independent review and appraisal of NRC programs and operations to ensure their effectiveness, efficiency, and integrity

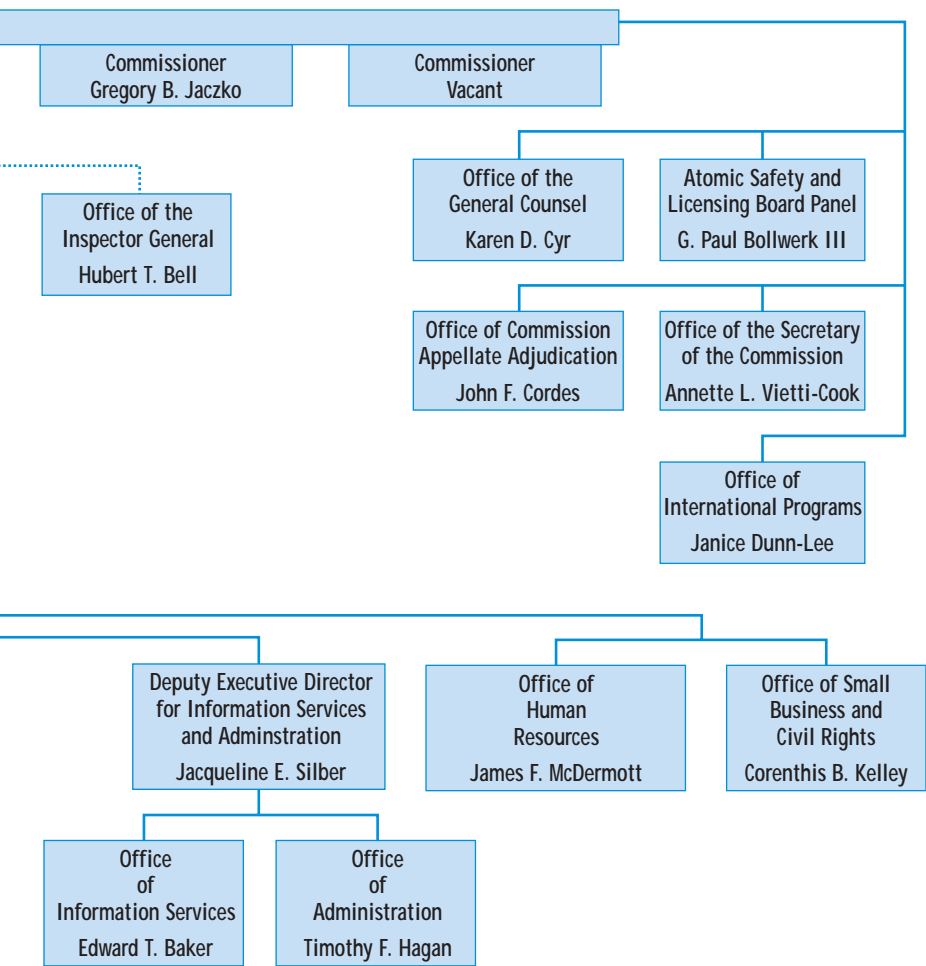
Figure 1 is an organization chart of the NRC.

Figure 1 - U.S. Nuclear Regulatory Commission Organization Chart



Data as of July 2005

NRC AS A REGULATORY AGENCY



Legend

— Direct Reporting Relationships

..... General Supervision

NRC Locations

Headquarters:

Rockville, Maryland
301-415-7000
1-800-368-5642

Operations Center:

Rockville, Maryland
301-816-5100

The NRC maintains an Operations Center that is a focal point for NRC communications with its licensees, State agencies, and other Federal agencies concerning operating events in the commercial nuclear sector. The Operations Center is staffed 24 hours a day by NRC operations officers.

Regional Offices:

The NRC has four regional offices located throughout the United States as illustrated in Figure 2.

Region I:

King of Prussia, Pennsylvania
610-337-5000

Region III:

Lisle, Illinois
630-829-9500

Region II:

Atlanta, Georgia
404-562-4400

Region IV:

Arlington, Texas
817-860-8100

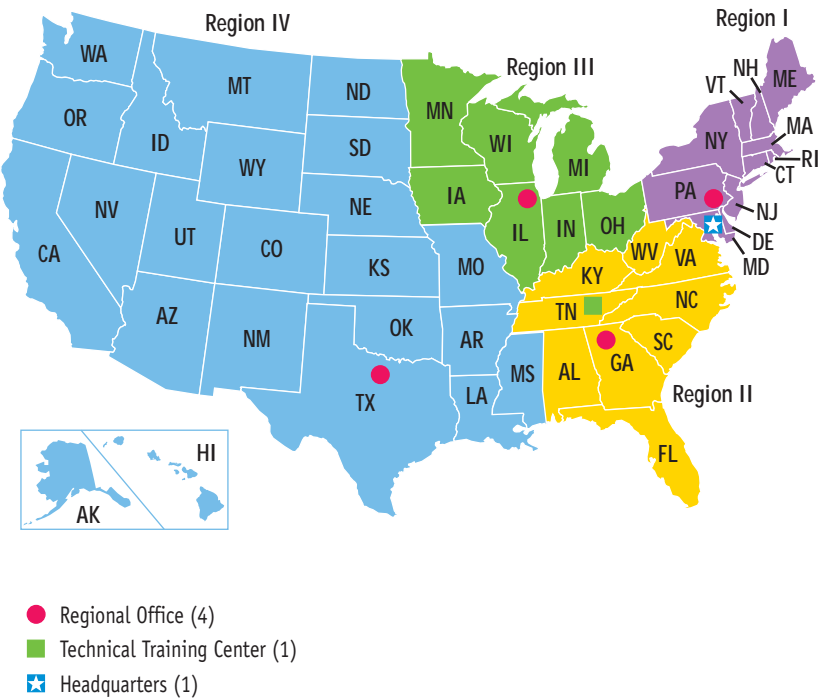
Resident Sites:

At least two NRC resident inspectors who report to the appropriate regional office are located at each nuclear power reactor site. (Refer to Figure 18 for a map of the U.S. operating commercial nuclear power reactors.)

Technical Training Center:

Chattanooga, Tennessee
423-855-6500

Figure 2 - NRC Regions



Source: Nuclear Regulatory Commission

NRC Fiscal Year 2005 Resources

Appropriation

For Fiscal Year (FY) 2005, Congress appropriated \$669 million for the NRC. The NRC's FY 2005 personnel ceiling is 3,108 full-time equivalent (FTE) staff.

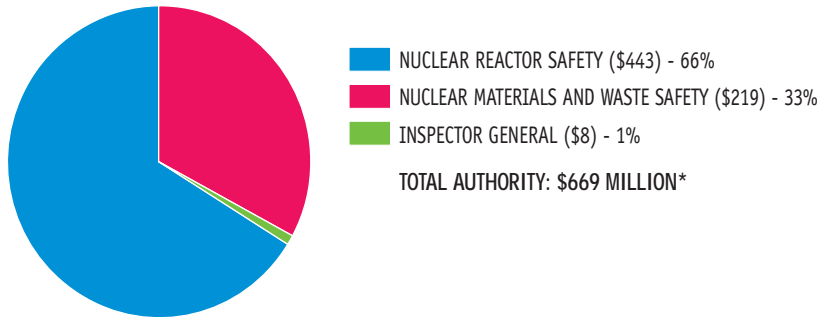
The NRC allocates funds and staff to the following programs (see Figure 3).

- Nuclear Reactor Safety
- Nuclear Materials and Waste Safety

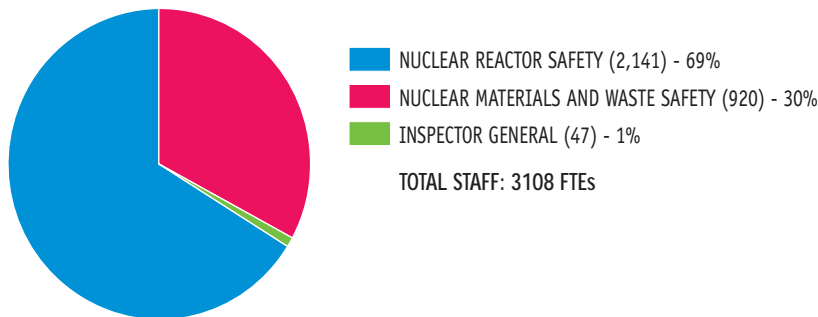
The Office of the Inspector General (OIG) receives its own appropriation, the amount of which is included in the NRC appropriation.



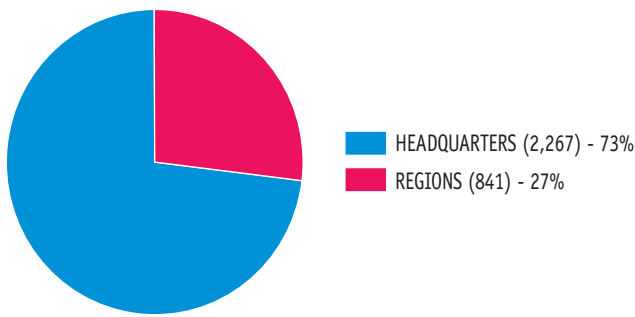
Figure 3 - Distribution of NRC FY 2005 Budget Authority (Dollars in Millions) and Staff



Dollars by Programs



Staff by Programs



Staff by Location

*Budget authority includes rescission.

Note: Dollars and percentages are rounded to the nearest whole number. Dollars are full costed.

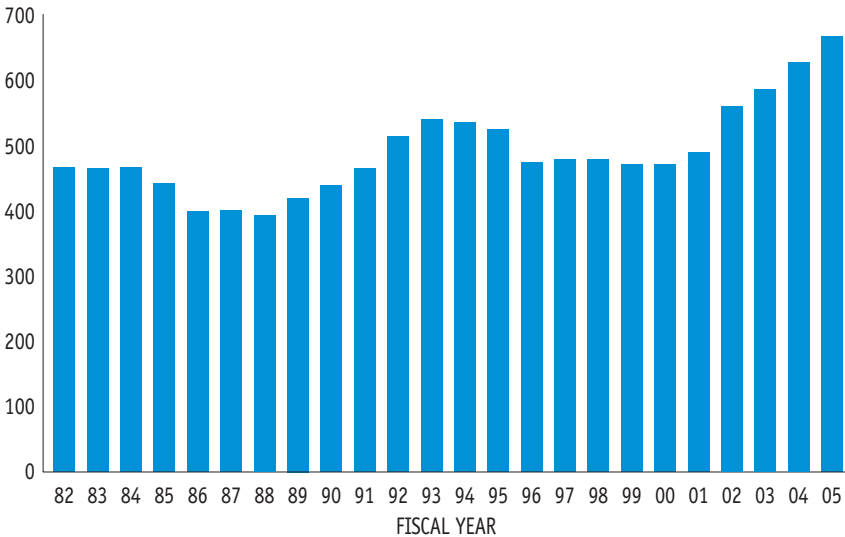
Source: Nuclear Regulatory Commission

Table 1 - NRC Budget Authority (Dollars in Millions), FYs 1982–2005

Fiscal Year	Actual Dollars	Fiscal Year	Actual Dollars
1982	466	1994	535
1983	465	1995	524
1984	466	1996	473
1985	444	1997	477
1986	400	1998	477
1987	401	1999	470
1988	393	2000	470
1989	420	2001	487
1990	439	2002	559
1991	465	2003	585
1992	513	2004	626
1993	540	2005	669

Figure 4 - NRC Budget Authority, FYs 1982-2005

DOLLARS IN MILLIONS



Note: Dollars are rounded to the nearest million.

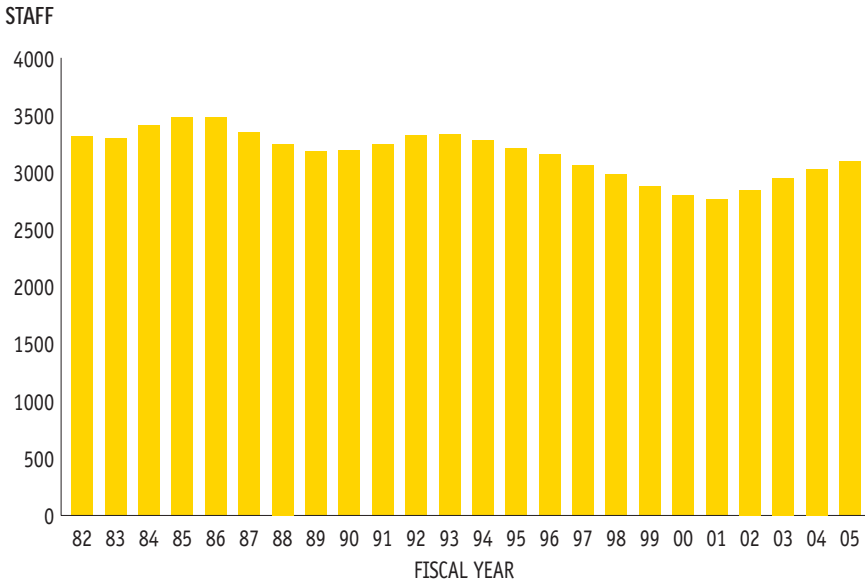
Source: (Table 1 and Figure 4) Nuclear Regulatory Commission

NRC AS A REGULATORY AGENCY

Table 2 - NRC Personnel Ceiling, FYs 1982–2005

Fiscal Year	Staff	Fiscal Year	Staff
1982	3,325	1994	3,293
1983	3,303	1995	3,218
1984	3,416	1996	3,160
1985	3,491	1997	3,061
1986	3,491	1998	2,977
1987	3,369	1999	2,881
1988	3,250	2000	2,801
1989	3,180	2001	2,763
1990	3,195	2002	2,850
1991	3,240	2003	2,906
1992	3,335	2004	3,040
1993	3,343	2005	3,108

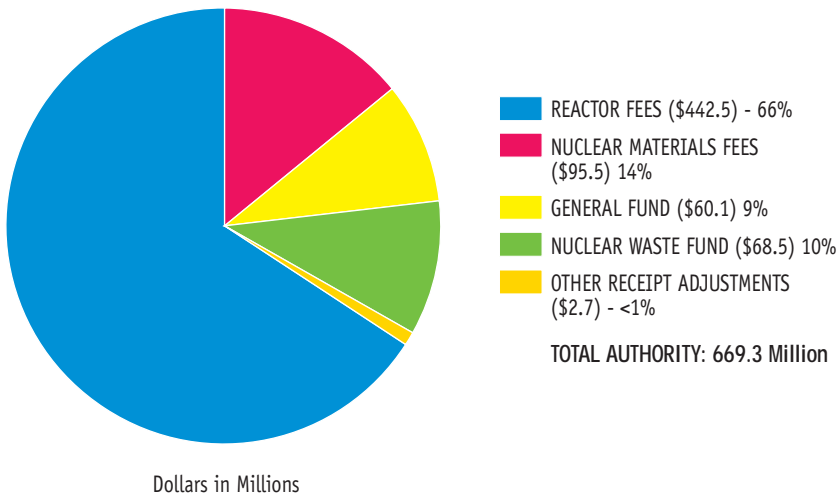
Figure 5 - NRC Personnel Ceiling, FYs 1982-2005



Note: (Table 2 and Figure 5): FY 1982 data reflects permanent full-time positions, at end-of-year strength. FYs 1983–2005 reflect full-time equivalents (FTEs).

Source: (Table 2 and Figure 5): Nuclear Regulatory Commission

Figure 6 - Recovery of NRC Budget Authority, FY 2005*



The Omnibus Budget Reconciliation Act of 1990 (OBRA-90), as amended, required the NRC to recover 100 percent of its budget authority, less appropriations from the Nuclear Waste Fund, for FYs 1991–2000 by assessing fees to its licensees. The FY 2001 Energy and Water Development Appropriations Act amended OBRA-90 to decrease the NRC’s fee recovery amount. This reduction is being phased in at two percent per year beginning in FY 2001 through FY 2005. In 2005, the fee recovery amount is reduced to 90 percent. The NRC budget authority to be recovered from fees in FY 2005 is \$540.7 million. The annual fees assessed to the major classes of NRC licensees in FY 2005 follow:


Class of Licensee	Range of Annual Fees
Operating Power Reactor	\$3,155,000**
Fuel Facility	\$466,000 to \$5,449,000
Uranium Recovery Facility	\$30,200
Transportation Approval	\$4,300 to \$80,900
Materials User	\$750 to \$27,300

*Based on the Final FY 2005 fee rule.

**Includes Spent Fuel Storage/Reactor Decommissioning FY 2005 annual fee of \$159,000.

Note: Percentages are rounded to the nearest whole number.

Source: U.S. Nuclear Regulatory Commission



US AND WORLDWIDE ENERGY

U.S. Electricity

Capacity, Capability, and Net Generation:

U.S. electric generating capability totaled approximately 948 gigawatts in 2003. Nuclear energy accounted for approximately 10 percent of this capability (see Figure 7).

U.S. net electric generation totaled approximately 3,953 billion kilowatthours in 2004. Nuclear energy accounted for approximately 20 percent of this generation (see Figure 8).

In 2003, 104 nuclear reactors licensed to operate in 30 States generated approximately one-fifth of the Nation's electricity (see Table 3 and Figure 9).

- Four states (South Carolina, Connecticut, New Jersey, and Vermont) relied on nuclear power for more than 50 percent of their electricity, an increase of one over the previous year.

- Fourteen additional states relied on nuclear power for 25 to 50 percent of their electricity.

Since 1993, nuclear electric generation has increased by 20 percent and coal-fired generation has increased 20 percent, while electricity generated by all other sources has increased by 30 percent (see Table 4 and Figure 10).

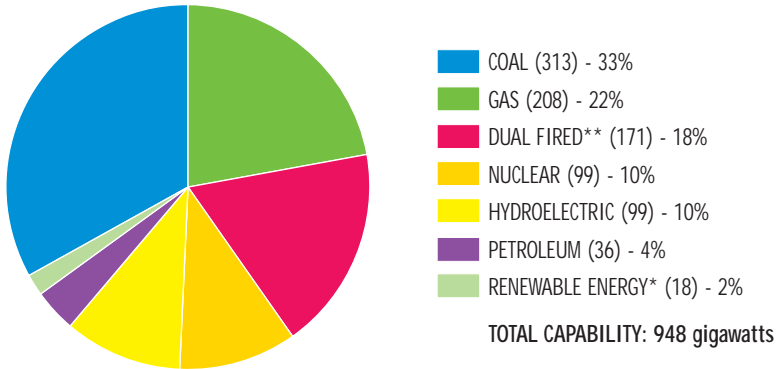
In 2003, electricity from coal and nuclear sources accounted for 43 percent of the U.S. generating capability (see Table 5 and Figure 11).

Average Production Expenses

The production expense data presented herein include all nuclear, fossil, and coal-fired utility-owned steam electric plants (see Table 6 and Figure 12).

In 2003, production expenses averaged \$18.69 per megawatthour for nuclear reactors and \$22.58 per megawatthour for fossil fuel plants.

Figure 7 - U.S. Electric Capacity and Capability by Energy Source, 2003



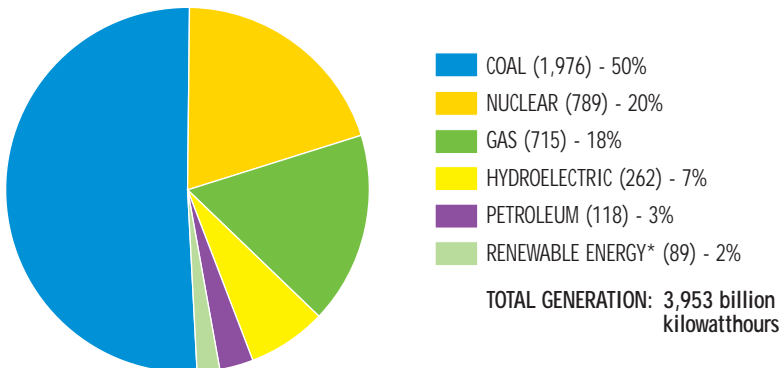
*Renewable energy includes geothermal, wood and wood waste, refuse, wind, solar energy and nonwood waste.

**Dual fired units can burn oil or gas.

Note: Net summer capability. Percentages are rounded to the nearest whole number. Numbers rounded to the nearest thousand.

Source: DOE/EIA Existing Capacity by Energy Source, Table 2.2 <http://www.eia.doe.gov>.

Figure 8 - U.S. Electric Net Generation by Energy Source, 2004



*Renewable energy includes geothermal, wood and nonwood waste, wind, and solar energy. Renewable conventional hydroelectric power is included in hydroelectric power.

Note: Net summer capability. Percentages are rounded to the nearest whole number. Numbers rounded to the nearest thousand.

Source: DOE/EIA Monthly Energy Review, (May 2005), Table 7.2a <http://www.eia.doe.gov>.

Table 3 - Electric Generating Capability and Electric Generation in Each State by Nuclear Power, 2003

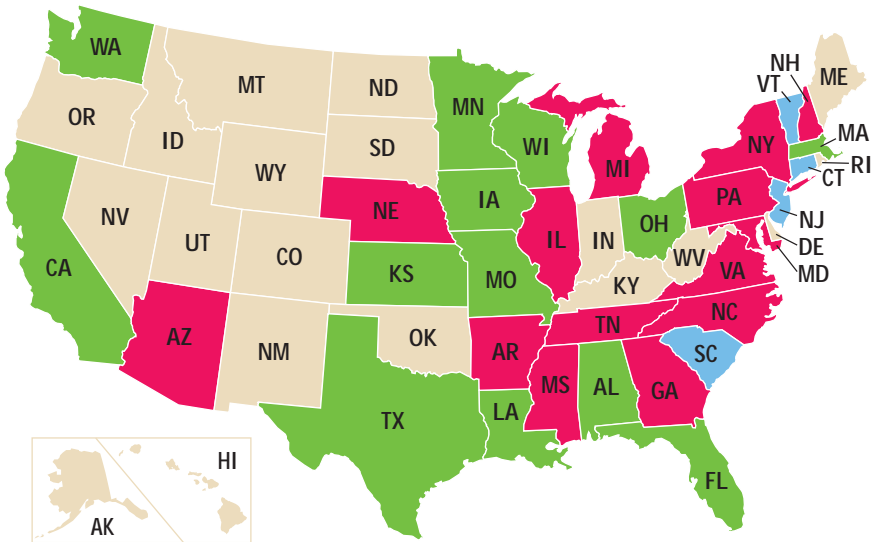
State	Percent Net Nuclear		State	Percent Net Nuclear	
	Capability	Generation		Capability	Generation
Alabama	16	23	Missouri	6	11
Arizona	16	30	Nebraska	18	26
Arkansas	14	29	New Hampshire	27	43
California	7	18	New Jersey	21	52
Connecticut	26	54	New York	14	30
Florida	8	15	North Carolina	18	32
Georgia	12	27	Ohio	6	6
Illinois	25	50	Pennsylvania	22	36
Iowa	6	9	South Carolina	31	54
Kansas	11	19	Tennessee	16	26
Louisiana	8	17	Texas	5	9
Maryland	14	26	Vermont	51	74
Massachusetts	5	14	Virginia	16	33
Michigan	13	25	Washington	4	8
Minnesota	14	24	Wisconsin	11	20
Mississippi	7	27	Others*	0	0

*19 States and the District of Columbia have no nuclear generating capability.

Note: Net summer capability. Capability is the percent of electricity the State is capable of producing with nuclear energy. Percentages are rounded to the nearest whole number.

Source: DOE/EIA Electric Power Annual 2003 <http://www.eia.doe.gov>.

Figure 9 - Net Electricity Generated in Each State by Nuclear Power, 2003



- 1% to 24% (13)
- 25% to 50% (14)
- More than 50% (4)
- None (19)

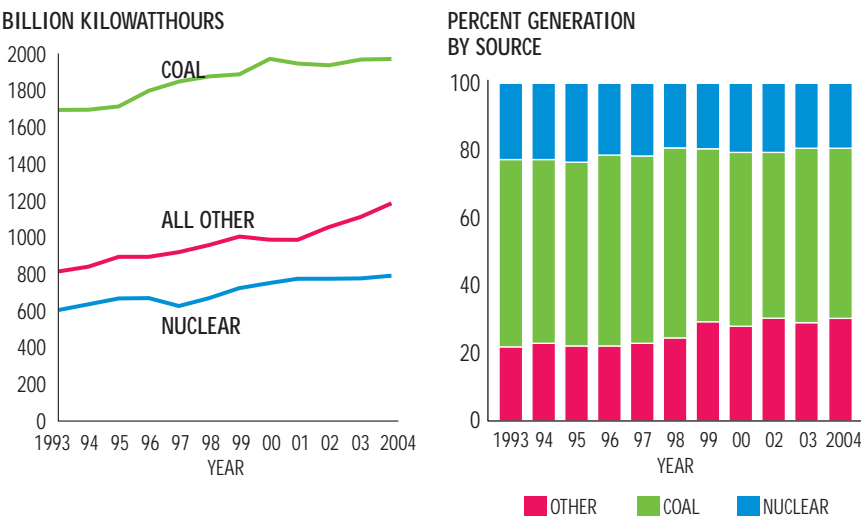
Note: Percentages are rounded to the nearest whole number.

Source: DOE/EIA Electric Power Annual 2003 <http://www.eia.doe.gov>.

**Table 4 - U.S. Net Electric Generation (Billion Kilowatthours)
by Source, 1993–2004**

Year	Coal	Petroleum	Gas	Hydroelectric	Nuclear
1993	1,690	112	428	276	610
1994	1,692	106	478	257	640
1995	1,710	75	512	308	673
1996	1,796	82	470	344	675
1997	1,844	93	497	355	629
1998	1,873	127	549	319	674
1999	1,884	124	570	313	728
2000	1,965	109	611	269	754
2001	1,943	128	640	211	767
2002	1,936	96	705	256	772
2003	1,963	118	643	267	766
2004	1,976	117	715	262	789

Figure 10 - U.S. Net Electric Generation by Source, 1993-2004



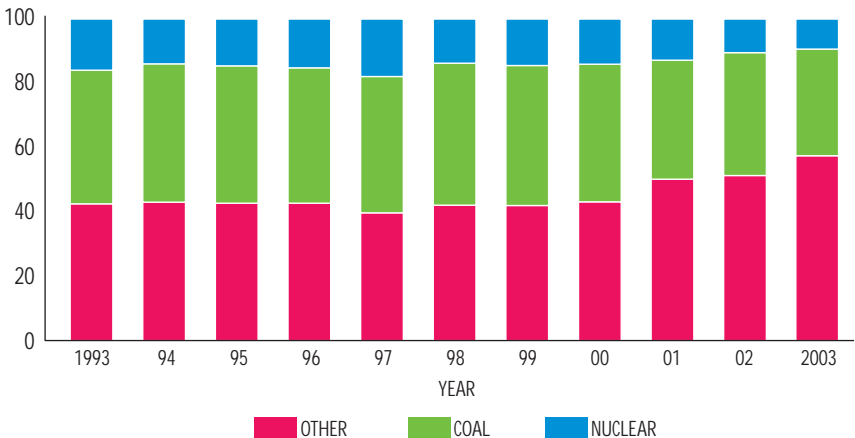
Source (Table 4 and Figure 10): DOE/EIA Monthly Energy Review, (March 2005), Table 7.2a <http://eia.doe.gov>.

**Table 5 - U.S. Electric Generating Capability (Gigawatts)
by Energy Source, 1993–2003**

Year	Coal	Petroleum	Gas	Dual Fired	Hydroelectric	Nuclear
1992	301	72	127	119	93	99
1993	301	70	132	120	96	99
1994	301	70	134	123	96	99
1995	301	64	142	122	97	100
1996	302	70	135	129	94	101
1997	303	70	137	129	76	100
1998	300	63	125	130	94	97
1999	315	36	75	146	99	97
2000	315	36	98	150	98	88
2001	314	40	127	153	99	98
2002	315	38	174	162	100	99
2003	313	36	208	171	99	99

Figure 11 - U.S. Electric Generating Capability by Energy Source, 1993-2003

PERCENT CAPABILITY BY SOURCE



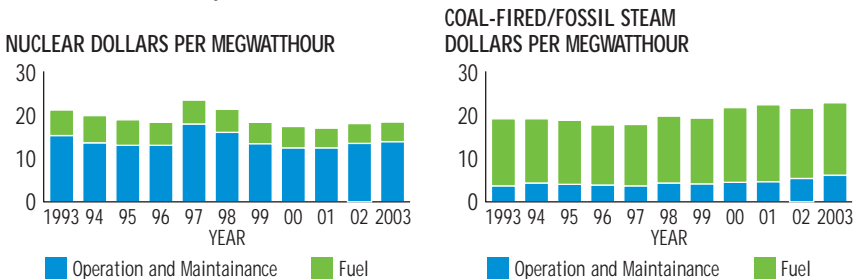
Note (Table 5 and Figure 11): Net summer capability. Table 5 includes revisions to years 1999 and 2000 and now includes dual fired units. Other includes dual fired units which can burn oil or gas. When there is more than one energy source used in a plant, the predominant energy source is reported. Percentages are rounded to the nearest whole number.

Source: DOE/EIA Electric Power Annual 2003, <http://eia.doe.gov>.

Table 6 - U.S. Average Nuclear Reactor and Coal-Fired/Fossil Steam Plant Production Expenses (Dollars per Megawatthour), 1993-2003

Year	Operation and Maintenance	Fuel	Total Production Expenses
Nuclear:			
1993	15.26	6.02	21.28
1994	14.01	6.02	20.03
1995	13.49	5.74	19.23
1996	13.76	5.49	19.25
1997*	18.90	5.89	24.79
1998	16.19	5.42	21.61
1999	14.06	5.17	19.23
2000	13.34	4.95	18.29
2001	13.31	4.67	17.98
2002	13.58	4.60	18.18
2003	14.09	4.60	18.69
Coal-Fired:			
1993	4.32	15.31	19.63
1994	4.32	14.88	19.20
1995	4.24	14.51	18.75
1996	4.03	14.20	18.23
1997*	3.96	14.03	17.99
Fossil Steam:**			
1998	4.59	16.01	20.60
1999	4.59	15.62	20.21
2000	4.76	17.69	22.45
2001	5.01	18.13	23.14
2002	5.22	16.11	21.33
2003	5.23	17.35	22.58

Figure 12 - U.S. Average Nuclear Reactor, Coal-Fired and Fossil Steam Plant Production Expenses, 1993–2003



*Data for 1997 and prior years was obtained from Utility Data Institute, Inc.

**Includes coal and fossil fuel. Plant production expenses are no longer available exclusively for coal-fired fuel.

Source: Federal Energy Regulatory Commission, FERC Form 1, "Annual Report of Major Electric Utilities, Licensees and Others" DOE/EIA – Electric Power Annual 2003.

U.S. Electricity Generated by Commercial Nuclear Power

In 2004, net nuclear-based electric generation in the United States produced a total of 789 billion kilowatt-hours (see Table 7 and Figure 13).

In 2003, the average U.S. net capacity factor was 91 percent. It remained constant at 91 percent in 2004. Since 1993, the average capacity factor has increased 19.6 percent (see Table 7).

- Capacity factor is the ratio of electricity generated to the amount of energy that could have been generated (see Glossary).
- Ninety-nine percent of U.S. commercial nuclear reactors

operated above a capacity factor of 70 percent in 2004 (see Table 8).

- In 2004, Combustion Engineering (CE) reactors had the highest average capacity factors compared to those of the other three vendors. The 14 CE reactors had an average capacity factor of 91 percent. The average capacity factors for the other three vendors were the following: 7 Babcock & Wilcox reactors — 89 percent, 35 General Electric reactors — 89 percent, and 48 Westinghouse reactors — 90 percent, (see Table 8).

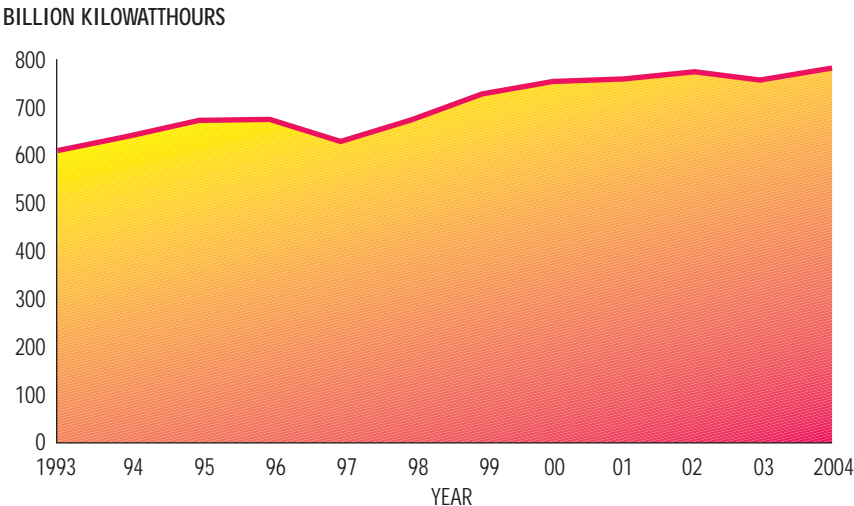


North Anna Containment Building

Table 7 - U.S. Nuclear Power Reactor Average Capacity Factor and Net Generation, 1993–2004

Year	Number of Operating Reactors	Average Annual Capacity Factor (Percent)	Net Generation of Electricity Billions of Kilowatthours	Percent of Total U.S.
1993	109	73	610	19.1
1994	109	75	640	19.7
1995	109	79	673	20.1
1996	110	77	675	19.6
1997	104	74	629	18.0
1998	104	78	674	18.6
1999	104	86	728	19.6
2000	104	88	754	19.8
2001	104	90	767	20.0
2002	104	91	772	20.0
2003	104	89	766	19.9
2004	104	91	789	19.6

Figure 13 - Net Generation of U.S. Nuclear Electricity, 1993–2004



Note: (Table 7 and Figure 13): Average annual capacity factor is based on net maximum dependable capacity. See Glossary for definition.

Source: (Table 7 and Figure 13): 1993-2004 Net Electricity based on May 2005 DOE/EIA - Monthly Energy Review Table 7.2a, and licensee data as compiled by the Nuclear Regulatory Commission.

Table 8 - U.S. Commercial Nuclear Power Reactor Average Capacity Factor by Vendor and Reactor Type, 2002–2004

Capacity Factor	Licensed to Operate			Percent of Net Nuclear Generated		
	2002	2003	2004	2002	2003	2004
Above 70 Percent	100	100	102	99	99	99
50 to 70 Percent	2	2	1	1	1	1
Below 50 Percent	2	2	1	>1	>1	>1
Total	104	104	104	100	100	100

	Licensed to Operate			Average Capacity Factor (Percent)			Percent of Net Nuclear Generated		
	2002	2003	2004	2002	2003	2004	2002	2003	2004
Vendor:									
Babcock & Wilcox	7	7	7	84	76	89	6	5	6
Combustion Engineering	14	14	14	94	91	91	14	14	13
General Electric	35	35	35	93	89	89	33	33	33
Westinghouse Electric	48	48	48	91	90	90	47	48	48
Total	104	104	104				100	100	100
Reactor Type:									
Boiling Water Reactor	35	35	35	92	89	89	33	33	33
Pressurized Water Reactor	69	69	69	89	86	92	67	67	67
Total	104	104	104				100	100	100

Note: Average capacity factor is based on net maximum dependable capacity. See Glossary for definition. Refer to Appendix A for the 1999–2004 average capacity factors for each reactor. Percentages are rounded to the nearest whole number.

Source: Licensee data as compiled by the Nuclear Regulatory Commission



Worldwide Electricity Generated by Commercial Nuclear Power

In 2004, 440 operating reactors in 33 countries had a maximum dependable capacity of 365,769 megawatts electric (net MWe).

- Refer to Appendix K for a world list of nuclear power reactors and Appendix L for nuclear power units by reactor type, worldwide.

Major producers of nuclear electricity during 2003 were the United States and France.

- Approximately 30 percent of the world's net nuclear-generated electricity was produced in the United States (see Figure 14).
- France produced approximately 17 percent of the world's net nuclear-generated electricity. The nuclear portion of its total domestic electricity generation was approximately 78 percent (see Figure 14).

Of the countries cited here, reactors in South Korea (92 percent), U.S. (90 percent), and Sweden (89 percent) had the highest average gross capacity and generation factors in 2004.

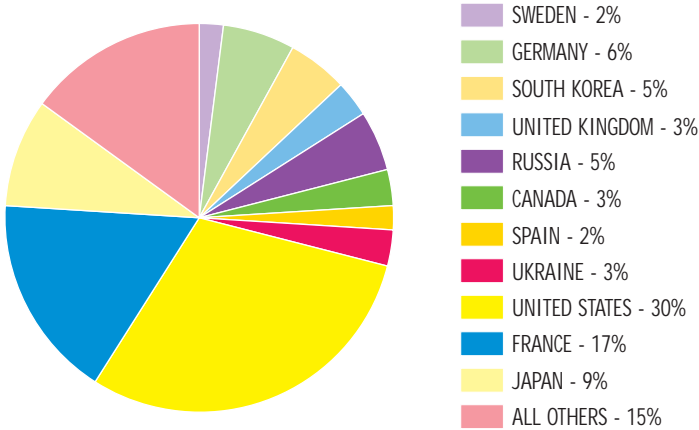
Reactors in the United States had the greatest gross nuclear generation at 824 billion kilowatthours. France was the next highest producer at 448 billion kilowatthours (see Table 9).

- Refer to Appendix M for a list of the top fifty units by gross capacity factor, worldwide, and Appendix N for a list of the top fifty units by gross generation, worldwide.

Over the past ten years, the average annual gross capacity factor has increased 14 percentage points in the United States, 16 percentage points in Germany, and decreased 9 percentage points in Japan (see Table 10).

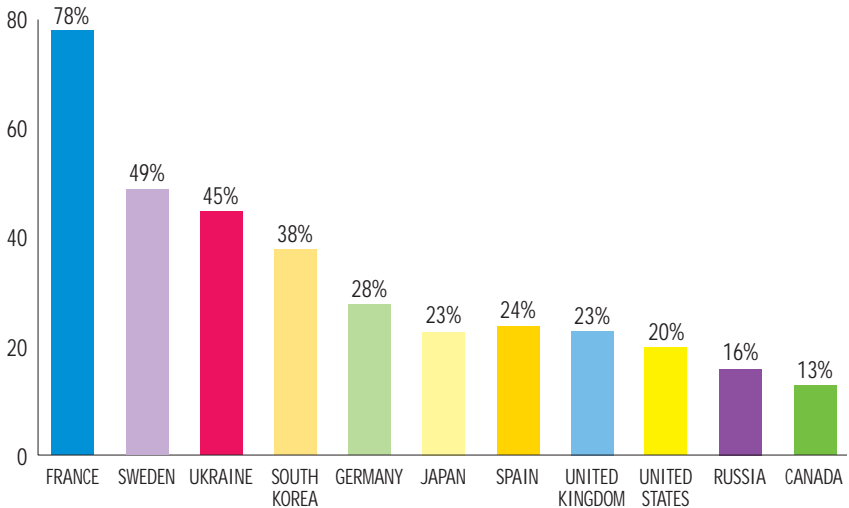
Figure 14 - Net Nuclear Electric Power as a Percent of World Nuclear Generation and Total Domestic Net Nuclear Electricity Generation, 2003

PERCENT OF WORLD NUCLEAR GENERATION



Total World Net Nuclear Electricity Generation: 2,523.11 billion kilowatt-hours

PERCENT OF TOTAL DOMESTIC NET NUCLEAR ELECTRICITY GENERATION



Note: Percentages are rounded to the nearest whole number.

Source: DOE/EIA International Energy Information, Tables 2.6, 2.7, 2.8, 6.1 (<http://www.eia.doe.gov>)

Table 9 - Commercial Nuclear Power Reactor Average Gross Capacity Factor and Gross Generation by Selected Country, 2004

Country	Number of Operating Reactors	Average Gross Capacity Factor (Percent)	Total Gross Nuclear Generation (Billion Kilowatthours)	Number of Operating Reactors in Top 50 by Capacity Factor	Number of Operating Reactors in Top 50 by Generation
Canada	21	64	91	0	0
France	59	77	448	0	12
Germany	18	87	167	1	11
Japan	52	70	282	6	3
Russia	30	68	143	0	0
South Korea	19	92	130	2	0
Sweden	11	89	77	0	1
Ukraine	15	76	85	0	0
United States	104	90	824	32	23

Source: Excerpted from *Nucleonics Week*®, February 10, 2005, by McGraw-Hill, Inc. Reproduced by permission. Further reproduction prohibited.

Table 10 - Commercial Nuclear Power Reactor Average Gross Capacity Factor by Selected Country, 1994-2004

	Annual Gross Average Capacity Factor (Percent)									
Country	1995	1996	1997	1998	1999	2000	2001	2002	2003	2004
Canada	68	65	61	50	52	50	53	53	54	64
France	71	74	72	73	71	72	73	75	75	77
Germany	71	79	83	79	88	87	87	83	84	87
Japan	79	80	82	83	79	79	79	77	59	70
Russia	**	**	**	**	61	67	67	67	70	68
South Korea	**	**	**	**	88	90	93	93	94	92
Sweden	73	79	75	78	78	66	84	75	77	89
Ukraine	**	**	**	**	65	69	74	75	78	76
United States	77	75	70	76	85	87	88	89	87	90
	{ 79	77	73	78	86	88	90	91	89	91 }*

*For comparison, U.S. average gross capacity factor is used. The 2004 U.S. average net capacity factor is 91 percent. Brackets { } denote average net capacity factor. See Glossary for definition.

**Data not available.

Note: Percentages are rounded to the nearest whole number.

Source: Excerpted from *Nucleonics Week*®, February 12, 2005, by McGraw-Hill, Inc. Reproduced by permission. Further reproduction prohibited.

Licensee data as compiled by the Nuclear Regulatory Commission.

Figure 15 - Operating Nuclear Power Plants Worldwide, 2004

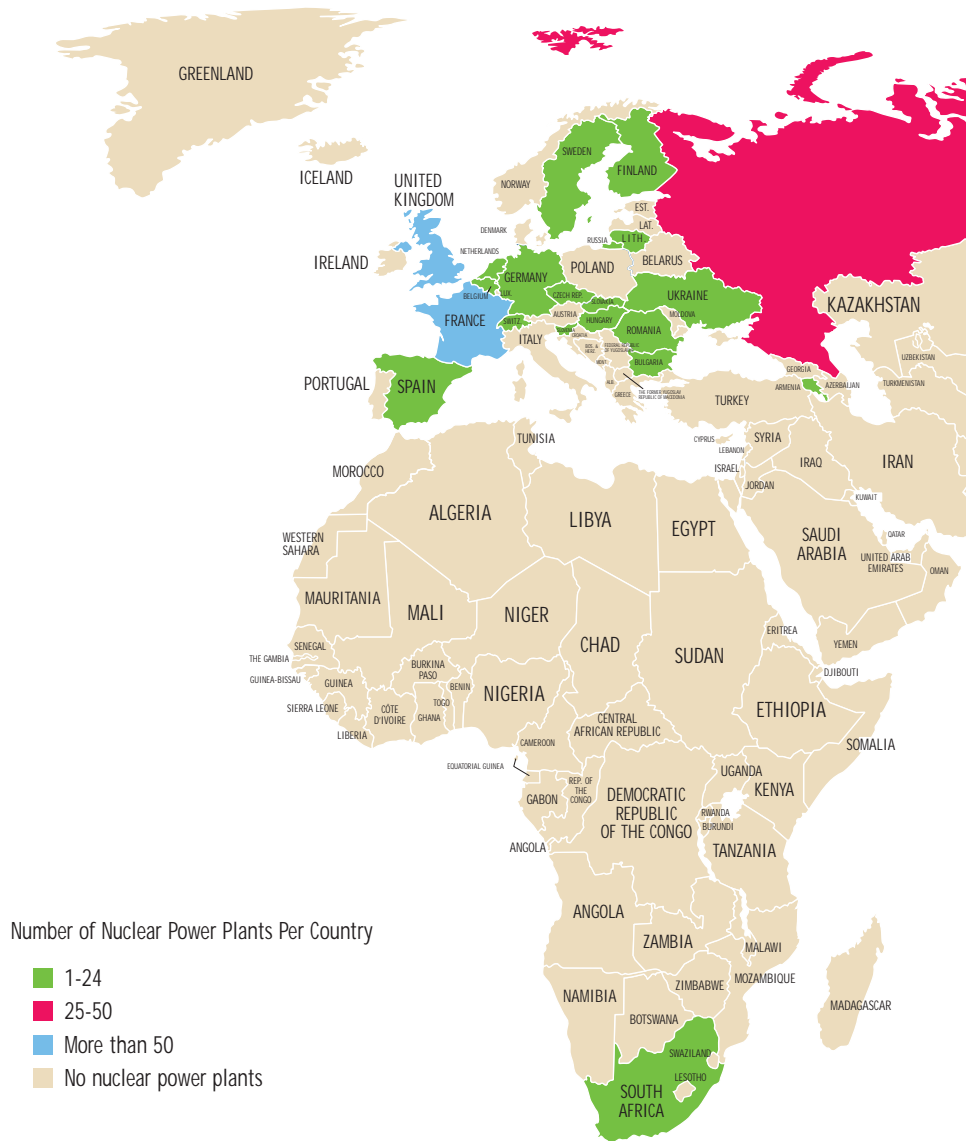


Note: There are no commercial reactors in Alaska or Hawaii.
Refer to Appendix K for a World List of Nuclear Power Reactors.

Source: <http://www.cia.gov/cia/publications/factbook/index.html>

(continued)

Figure 15 - Operating Nuclear Power Plants Worldwide, 2004 (continued)





International Activities

NRC has statutory responsibility for licensing the exports and imports of nuclear facilities, major components, materials, and related commodities. NRC is enhancing its controls on the export and import of high risk radioactive sources as part of the Commission's comprehensive review of nuclear material security requirements. These enhancements will reduce the likelihood the high risk radioactive sources will be used in a "dirty bomb."

The NRC also participates in a wide range of mutually beneficial programs to exchange information with counterparts in the international community, and to enhance the safety and security of peaceful nuclear activities worldwide. This low cost, high impact program provides health and safety information and assistance to other countries, or joint cooperative activities, to develop and improve regulatory organizations and overall nuclear safety and security. These activities include:

- Assisting in United States government international policy and priority formulation by developing legal instruments in the nuclear field to address vital issues such as nuclear non-proliferation, safety, safeguards, physical security, radiation protection, spent fuel and waste management, nuclear safety research, and liability.
- Contributing to the implementation of national nuclear policy by supporting presidential summits and the International Nuclear Regulators Association.
- Ensuring prompt notification to foreign partners of U.S. safety problems that warrant action or investigation.
- Providing for bilateral information exchange and cooperation on nuclear safety, physical security, safeguards, waste management, and radiological protection with the regulatory authorities of 36 countries and areas. A list of the countries can be found at www.nrc.gov/what-we-do/ip/bilateral-relations.html.
- Assisting Russia, Ukraine, Armenia, and Kazakhstan, to improve regulatory controls in the areas of nuclear radiation protection and management of radioactive waste and security of nuclear facilities and material. These assistance efforts are carried out primarily through training, workshops, and peer review of regulatory documents, working group meetings, and technical information and specialist exchanges.
- Participating in the programs of the International Atomic Energy Agency (IAEA), and the Organization for Economic Cooperation and


Development's Nuclear Energy Agency concerned with safety research and regulatory matters, radiation protection, risk assessment, waste management, transportation, safeguards, physical protection, standards development, training, and technical assistance.

- Implementing IAEA safeguards at NRC-licensed nuclear facilities in the U.S. and helping strengthen and maintain IAEA effectiveness worldwide.
- Sharing technical information, funding for, technical support to, and results of specific joint research projects and programs.



Luis Reyes, the Executive Director for Operations (left) and Commissioner Jeffrey Merrifield (right) at the International Atomic Energy Agency





OPERATING NUCLEAR REACTORS

<http://www.nrc.gov/reactors.html>

U.S. Commercial Nuclear Power Reactors

There are as of June 2004, 104 commercial nuclear power reactors¹ licensed to operate in 31 States (see Figure 18):

Diversity — Although there are many similarities, each reactor design can be considered unique. A typical Pressurized Water Reactor is shown in Figure 16 and a typical Boiling Water Reactor is shown in Figure 17:

- 4 reactor vendors
- 41 licensees
- 80 different designs
- 65 sites

Experience—The 104 reactors licensed to operate during 2004 have accumulated 2,460 reactor-years of experience (see Table 11 and Figure 19). An additional 385 reactor-years of experience have been accumulated by permanently shutdown reactors.

Principal Licensing and Inspection Activities

- The NRC uses performance indicators and reactor and facility

inspections as the basis for its independent determination of licensee compliance with NRC regulations.

- On average, approximately 5,500 hours of inspection effort were expended at each operating reactor site during CY 2004 (see Figure 20).²
- Approximately 15 separate license changes are requested per power reactor each year:
 - More than 1,741 separate reviews were completed by the NRC in FY 2004.
- Approximately 4,700 reactor/senior operators are licensed by the NRC:
 - Each operator must requalify every 2 years and apply for license renewal every 6-years.
- Approximately 3,000 source documents concerning events are reviewed by the NRC annually.
- The NRC oversees the decommissioning of nuclear power reactors. Refer to Appendix B for their decommissioning status.

¹ The above number includes Browns Ferry Unit 1, which has no fuel loaded and requires Commission approval to restart.

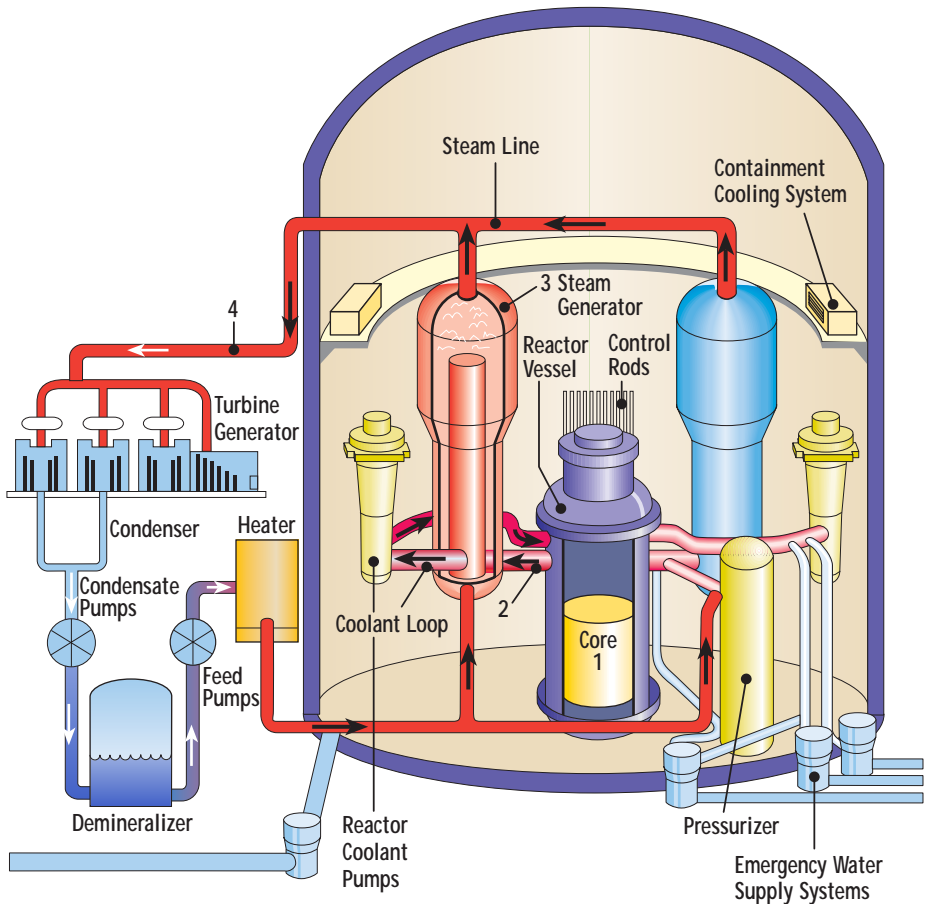
Refer to Appendices A-F for a listing of currently operating, formerly operating, research and test reactors and canceled U.S. commercial nuclear power reactors.

² Inspection effort for the Reactor Oversight Process (ROP) is reported on a per-site basis because the ROP is implemented on a per-site basis. Previous editions of the Information Digest reported inspection effort as hours per operating reactor. The CY 2004 inspection effort equates to approximately 3,600 hours per operating reactor.

Figure 16 - Typical Pressurized Water Reactor

HOW NUCLEAR REACTORS WORK

In a typical commercial pressurized light-water reactor (1) the reactor core creates heat, (2) pressurized-water in the primary coolant loop carries the heat to the steam generator, (3) inside the steam generator heat from the primary coolant loop vaporizes the water in a secondary loop producing steam, (4) the steam line directs the steam to the main turbine causing it to turn the turbine generator, which produces electricity. The unused steam is exhausted to the condenser where it is condensed into water. The resulting water is pumped out of the condenser with a series of pumps, reheated, and pumped back to the steam generator. The reactor's core contains fuel assemblies (See Figure 41) which are cooled by water, which is force-circulated by electrically powered pumps. Emergency cooling water is supplied by other pumps, which can be powered by onsite diesel generators. Other safety systems, such as the containment cooling system, also need electric power.

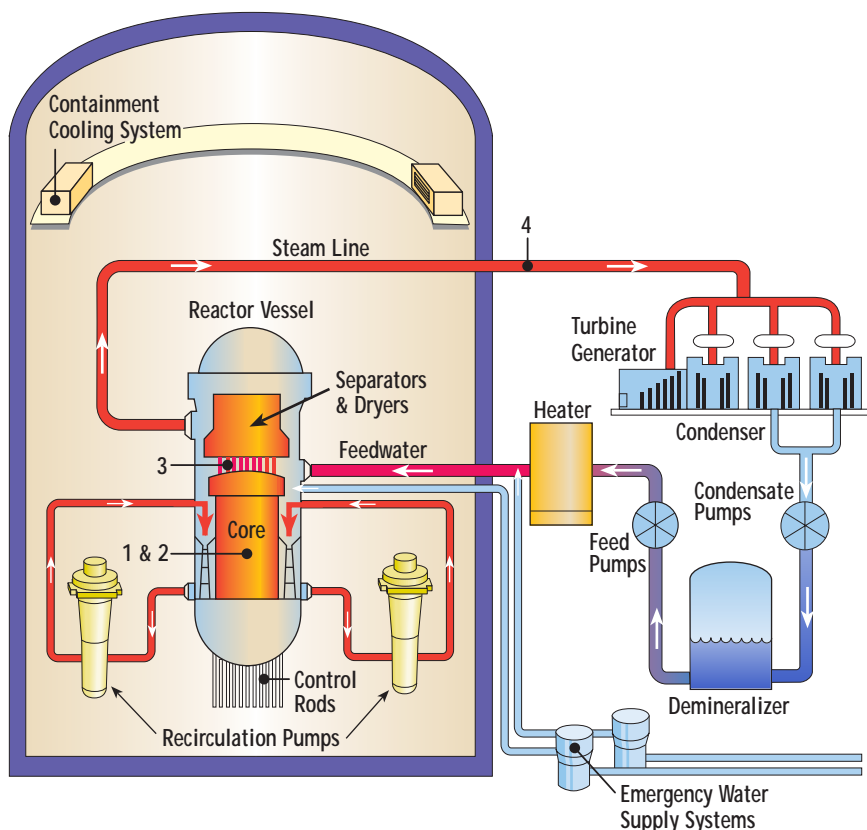


Source: Nuclear Regulatory Commission

Figure 17 - Typical Boiling Water Reactor

HOW NUCLEAR REACTORS WORK

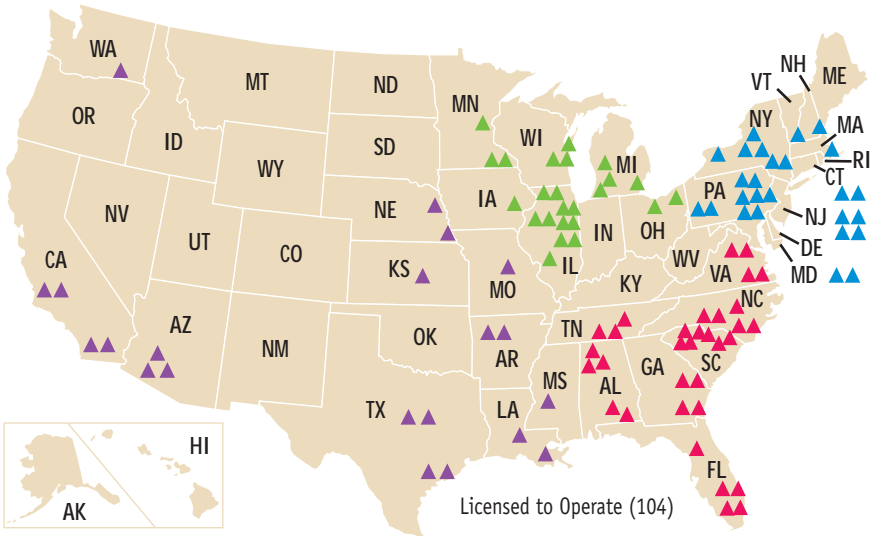
In a typical commercial boiling water reactor (1) the reactor core creates heat, (2) a steam-water mixture is produced when very pure water (reactor coolant) moves upward through the core absorbing heat, (3) the steam-water mixture leaves the top of the core and enters the two stages of moisture separation where water droplets are removed before the steam is allowed to enter the steam line, (4) the steam line directs the steam to the main turbine causing it to turn the turbine generator, which produces electricity. The unused steam is exhausted to the condenser where it is condensed into water. The resulting water is pumped out of the condenser with a series of pumps, reheated, and pumped back to the reactor vessel. The reactor's core contains fuel assemblies (See Figure 41) which are cooled by water, which is force-circulated by electrically powered pumps. Emergency cooling water is supplied by other pumps, which can be powered by onsite diesel generators. Other safety systems, such as the containment cooling system, also need electric power.



Source: Nuclear Regulatory Commission

OPERATING NUCLEAR REACTORS

Figure 18 - U.S. Operating Commercial Nuclear Power Reactors



REGION I

CONNECTICUT

- ▲ Millstone 2 and 3

MARYLAND

- ▲ Calvert Cliffs 1 and 2

MASSACHUSETTS

- ▲ Pilgrim 1

NEW HAMPSHIRE

- ▲ Seabrook 1

NEW JERSEY

- ▲ Hope Creek 1
- ▲ Oyster Creek
- ▲ Salem 1 and 2

NEW YORK

- ▲ James A. FitzPatrick
- ▲ Ginna
- ▲ Indian Point 2 and 3
- ▲ Nine Mile Point 1 and 2

PENNSYLVANIA

- ▲ Beaver Valley 1 and 2
- ▲ Limerick 1 and 2
- ▲ Peach Bottom 2 and 3
- ▲ Susquehanna 1 and 2
- ▲ Three Mile Island 1

VERMONT

- ▲ Vermont Yankee

REGION II

ALABAMA

- ▲ Browns Ferry 1, 2, and 3
- ▲ Joseph M. Farley 1 and 2

FLORIDA

- ▲ Crystal River 3
- ▲ St. Lucie 1 and 2
- ▲ Turkey Point 3 and 4

GEORGIA

- ▲ Edwin I. Hatch 1 and 2
- ▲ Vogtle 1 and 2

NORTH CAROLINA

- ▲ Brunswick 1 and 2
- ▲ McGuire 1 and 2
- ▲ Shearon Harris 1

SOUTH CAROLINA

- ▲ Catawba 1 and 2
- ▲ Oconee 1, 2, and 3
- ▲ H.B. Robinson 2
- ▲ Sumner

TENNESSEE

- ▲ Sequoyah 1 and 2
- ▲ Watts Bar 1

VIRGINIA

- ▲ North Anna 1 and 2
- ▲ Surry 1 and 2

REGION III

ILLINOIS

- ▲ Braidwood 1 and 2
- ▲ Byron 1 and 2
- ▲ Clinton
- ▲ Dresden 2 and 3
- ▲ La Salle County 1 and 2
- ▲ Quad Cities 1 and 2

IOWA

- ▲ Duane Arnold

MICHIGAN

- ▲ D.C. Cook 1 and 2
- ▲ Fermi 2
- ▲ Palisades

MINNESOTA

- ▲ Monticello
- ▲ Prairie Island 1 and 2

OHIO

- ▲ Davis-Besse
- ▲ Perry 1

WISCONSIN

- ▲ Kewaunee
- ▲ Point Beach 1 and 2

REGION IV

ARKANSAS

- ▲ Arkansas Nuclear 1 and 2

ARIZONA

- ▲ Palo Verde 1, 2, and 3

CALIFORNIA

- ▲ Diablo Canyon 1 and 2
- ▲ San Onofre 2 and 3

KANSAS

- ▲ Wolf Creek 1

LOUISIANA

- ▲ River Bend 1
- ▲ Waterford 3

MISSISSIPPI

- ▲ Grand Gulf

MISSOURI

- ▲ Callaway

NEBRASKA

- ▲ Cooper
- ▲ Fort Calhoun

TEXAS

- ▲ Comanche Peak 1 and 2
- ▲ South Texas Project 1 and 2

WASHINGTON

- ▲ Columbia Generating Station

Note: Includes Browns Ferry Unit 1, which has no fuel loaded and requires Commission approval to restart.
Source: Nuclear Regulatory Commission

Table 11 - U.S. Commercial Nuclear Power Reactor Operating Licenses Issued by Year

Year	Reactor Name	Number of Licenses Issued	Total Number of Operating Licenses	Year	Reactor Name	Number of Licenses Issued	Total Number of Operating Licenses
1969	Dresden 2	4	4		Indian Point 3		
	Ginna				Salem 1		
	Nine Mile Point 1				St. Lucie 1		
	Oyster Creek			1977	Crystal River 3	4	51
1970	H.B. Robinson 2	2	6		Davis-Besse		
	Point Beach 1				D.C. Cook 2		
1971	Dresden 3	2	8		Joseph M. Farley 1		
	Monticello			1978	Arkansas Nuclear 2	3	54
1972	Palisades	6	14		Edwin I. Hatch 2		
	Pilgrim 1				North Anna 1		
	Quad Cities 1			1980	North Anna 2	2	56
	Quad Cities 2				Sequoyah 1		
	Surry 1			1981	Joseph M. Farley 2	4	60
	Turkey Point 3				McGuire 1		
1973	Browns Ferry 1	11	25		Salem 2		
	Fort Calhoun				Sequoyah 2		
	Indian Point 2			1982	La Salle County 1	4	64
	Kewaunee				San Onofre 2		
	Oconee 1				Summer		
	Oconee 2				Susquehanna 1		
	Peach Bottom 2			1983	McGuire 2	3	67
	Point Beach 2				San Onofre 3		
	Surry 2				St. Lucie 2		
	Turkey Point 4			1984	Callaway	6	73
	Vermont Yankee				Diablo Canyon 1		
1974	Arkansas Nuclear 1	14	39		Grand Gulf 1		
	Browns Ferry 2				La Salle County 2		
	Brunswick 2				Susquehanna 2		
	Calvert Cliffs 1				Washington		
	Cooper				Nuclear Project 2		
	D.C. Cook 1			1985	Byron 1	9	82
	Duane Arnold				Catawba 1		
	Edwin I. Hatch 1				Diablo Canyon 2		
	James A. FitzPatrick				Fermi 2		
	Oconee 3				Limerick 1		
	Peach Bottom 3				Palo Verde 1		
	Prairie Island 1				River Bend 1		
	Prairie Island 2				Waterford 3		
	Three Mile Island 1				Wolf Creek 1		
1975	Millstone 2	1	40	1986	Catawba 2	5	87
1976	Beaver Valley 1	7	47		Hope Creek 1		
	Browns Ferry 3				Millstone 3		
	Brunswick 1				Palo Verde 2		
	Calvert Cliffs 2				Perry 1		

OPERATING NUCLEAR REACTORS

Table 11 - U.S. Commercial Nuclear Power Reactor Operating Licenses Issued by Year *(continued)*

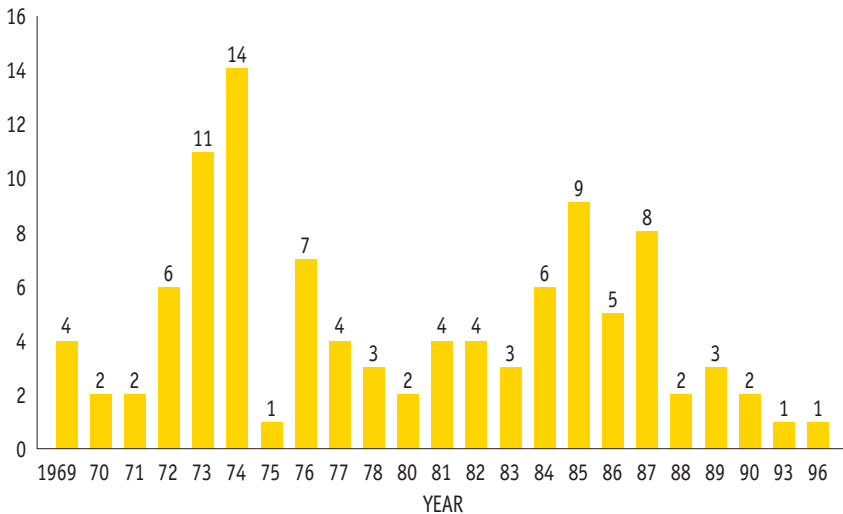
Year	Reactor Name	Number of Licenses Issued	Total Number of Operating Licenses	Year	Reactor Name	Number of Licenses Issued	Total Number of Operating Licenses
1987	Beaver Valley 2	8	95	1990	Comanche Peak 1	2	102
	Braidwood 1				Seabrook		
	Byron 2			1993	Comanche Peak 2	1	103
	Clinton			1996	Watts Bar 1	1	104
	Nine Mile Point 2						
	Palo Verde 3						
	Shearon Harris 1						
	Vogtle 1						
1988	Braidwood 2	2	97				
	South Texas Project 1						
1989	Limerick 2	3	100				
	South Texas Project 2						
	Vogtle 2						

Source: Data as compiled by the Nuclear Regulatory Commission

Note: Limited to reactors licensed to operate. Year is based on the date the initial full-power operating license was issued.

Figure 19 - U.S. Commercial Nuclear Power Reactor Operating Licenses Issued by Year

NUMBER OF LICENSES ISSUED



Note: No licenses issued after 1996.

Oversight of U.S. Commercial Nuclear Power Reactors

Reactor Oversight Process

The NRC does not operate nuclear power plants. Rather, it regulates the operation of the nation's 104 nuclear power plants* by establishing regulatory requirements for the design, construction and operation of such plants. To ensure that the plants are operated safely within these requirements, the NRC licenses the plants to operate, licenses the plant operators, and establishes technical specifications for the operation of each plant.

The NRC provides continuous oversight of plants through its Reactor Oversight Process (ROP) to verify that they are being operated in accordance with NRC rules and regulations. The NRC has full authority to take whatever action is necessary to protect public health and safety and may demand immediate licensee actions, up to and including a plant shutdown.

The ROP is described on the NRC's Web site and in NUREG-1649, Revision 3, "Reactor Oversight Process." In general terms, the ROP uses both inspection findings and performance indicators (PIs) to assess the performance of each plant within a regulatory framework of seven cornerstones of safety. The ROP recognizes that issues of very low safety significance inevitably occur, and plants are ex-

pected to effectively address these issues. The NRC performs a baseline level of inspection at each plant. The NRC may perform supplemental inspections and take additional actions to ensure significant performance issues are addressed. A summary of the NRC's inspection effort for CY 2004 is shown in Figure 20. The latest plant-specific inspection findings and PI information can be found on the NRC's web site.

The ROP takes into account improvements in the performance of the nuclear industry over the past 25 years and improved approaches to inspecting and evaluating the safety performance of NRC-licensed plants. The improvements in plant performance can be attributed both to efforts within the nuclear industry and to successful regulatory oversight.

The ROP is risk-informed, objective, predictable, understandable, and focused on the areas of greatest safety significance. Key features of the ROP are a risk-informed regulatory framework, risk-informed inspections, a Significance Determination Process to evaluate inspection findings, performance indicators, a streamlined assessment process, and more clearly defined actions the NRC takes for plants based on their performance. The NRC began implementation of the ROP in

*Although 104 nuclear power plants are licensed to operate, Browns Ferry 1 is in an extended shutdown and needs Commission approval to restart.

April 2000 and continues to refine the ROP as experience is gained.

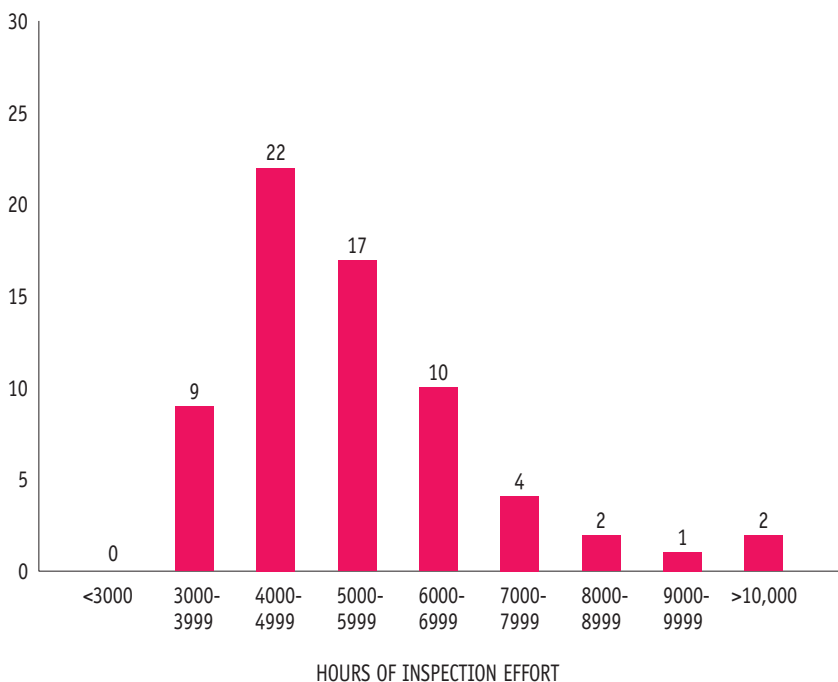
Industry Performance Indicators

In addition to evaluating the performance of each individual plant, the

NRC compiles data on overall performance using various industry-level performance indicators, as shown in Figure 21 and Appendix G. The indicators can provide additional data for assessing trends in industry performance.

Figure 20 - NRC Inspection Effort at Operating Reactors, CY 2004*

NUMBER OF SITES**

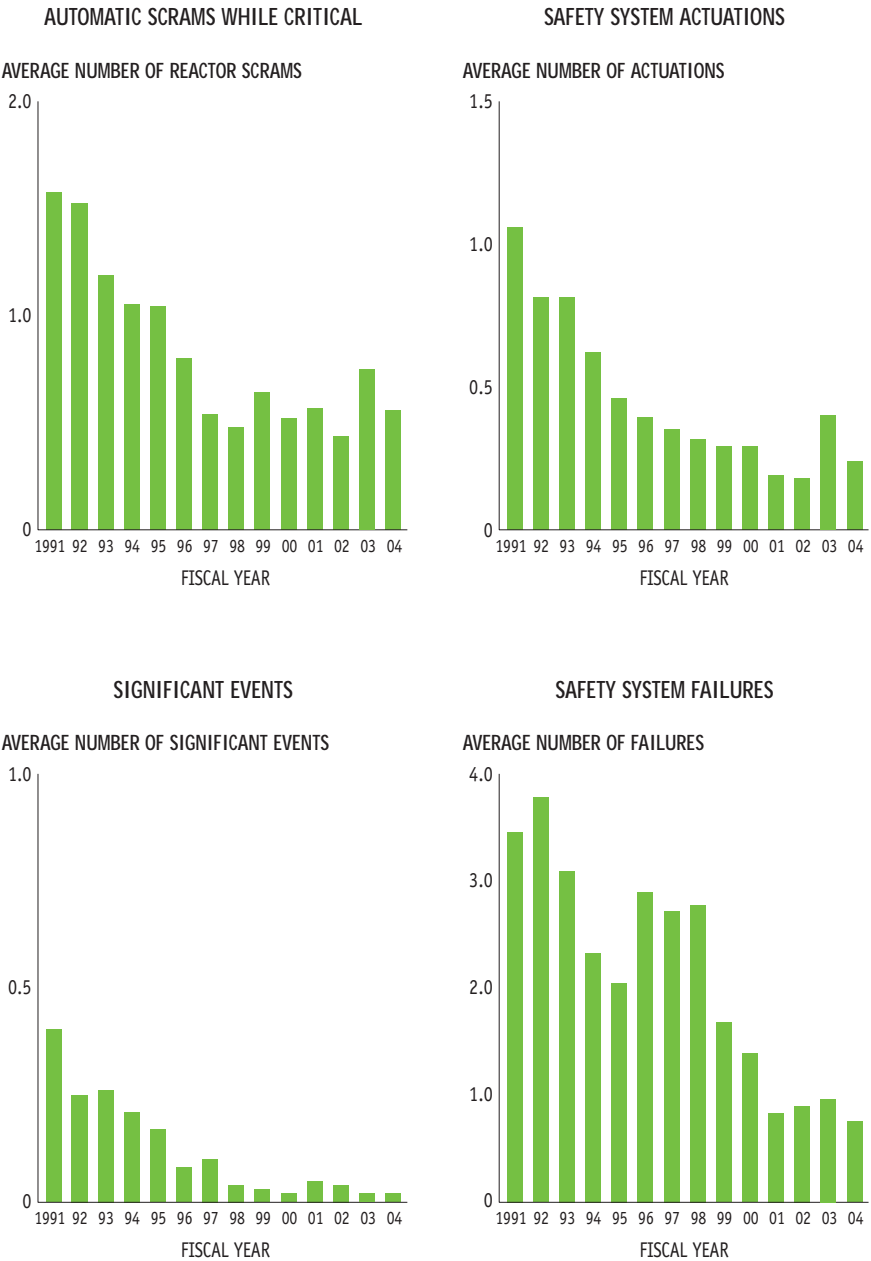


*Data include regular and non-regular hours for all activities related to baseline, plant-specific, generic safety issues, and allegation inspections (does not include effort for performance assessment.)

**67 total sites (Indian Point 2, Indian Point 3, Millstone 2, Millstone 3, Hope Creek, and Salem are treated as separate sites for inspection effort.)

Source: Nuclear Regulatory Commission.

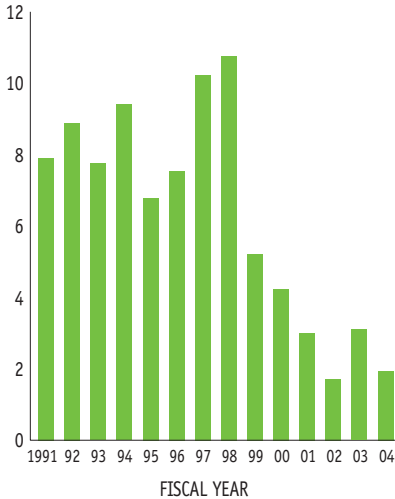
Figure 21 - NRC Performance Indicators; Annual Industry Averages, Fiscal Years 1990-2004



OPERATING NUCLEAR REACTORS

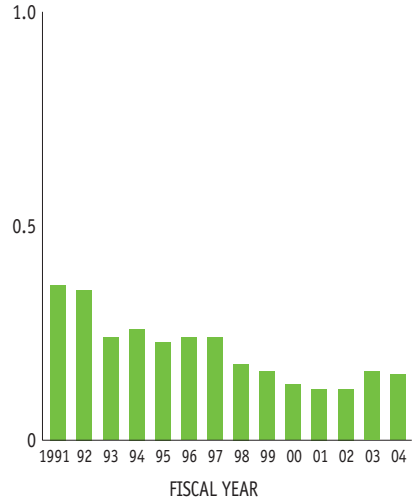
FORCED OUTAGE RATE

AVERAGE FORCED OUTAGE RATE (%)



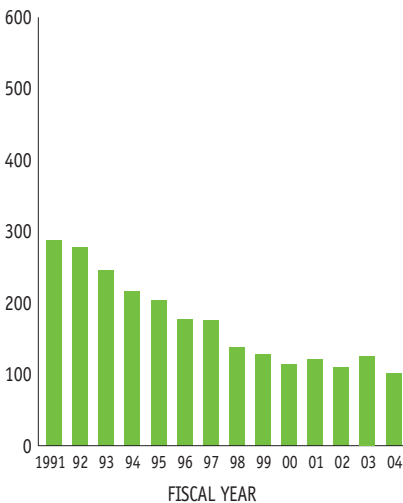
EQUIPMENT-FORCED OUTAGES PER 1000 CRITICAL HOURS

AVERAGE EQUIPMENT-FORCED OUTAGE RATE



COLLECTIVE RADIATION EXPOSURE

AVERAGE MAN-REM



Note: Data represent annual industry averages, with plants in extended shutdown excluded. Data are rounded for display purposes. These data may differ slightly from previously published data as a result of refinements in data quality.

Source: Licensee data as compiled by the Nuclear Regulatory Commission

Future U.S. Commercial Nuclear Power Reactor Licensing

License Renewal:

Based on the Atomic Energy Act, the NRC issues licenses for commercial power reactors to operate for up to 40 years and allows these licenses to be renewed for 20 years.

The original 40-year term for reactor licenses was based on economic and antitrust considerations, not on limitations of nuclear technology. Due to this selected time period, however, some structures and components may have been engineered on the basis of an expected 40-year service life.

The first 40-year operating licenses will expire in the year 2009. Approximately 25 percent of the remaining operating plants will expire by the year 2015. The age of operating reactors is illustrated in Figure 22.

The decision whether to seek license renewal rests entirely with nuclear power plant owners, and typically is based on the plant's economic situation and whether it can meet NRC requirements. Extending reactor operating licenses beyond their current 40-year terms will provide a viable approach for electric utilities to ensure the adequacy of future electricity-generating capacity that offers significant economic benefits when compared to the construction of new reactors.

License renewal rests on the determination that current operating plants continue to maintain an adequate level of safety. Over the plant's life, this level of safety has been enhanced through maintenance of the licensing basis, with appropriate adjustments to address new information from industry operating experience. Additionally, the NRC's regulatory activities have provided ongoing assurance that the current licensing basis will continue to provide an acceptable level of safety. The license renewal review process was developed to provide continued assurance that this level of safety will be maintained for the period of extended operation if a renewed license is issued.

The NRC has issued regulations establishing clear requirements for license renewal to assure safe plant operation for extended plant life (codified in 10 CFR Parts 51 and 54). The review of a renewal application proceeds along two paths -- one for the review of safety issues and the other for environmental issues. An applicant must provide the NRC with an evaluation that addresses the technical aspects of plant aging and describes the ways those effects will be managed. The applicant must also prepare an evaluation of the potential impact on the environment if the plant operates for up to an additional 20 years. The NRC reviews the application and verifies the safety evaluations through inspections.

The NRC has developed regulatory guidance to standardize the content of license renewal applications and improve the efficiency and effectiveness of the NRC's evaluation for both the safety and environmental reviews.

Public participation is an important part of the license renewal process. There are several opportunities for members of the public to question how aging will be managed during the period of extended operation. Information provided by the applicant is made available to the public. A number of public meetings are held and all NRC technical and environmental review results are fully documented and made publicly available. Concerns may be litigated in an adjudicatory hearing if any party that would be adversely affected requests a hearing.

The NRC website (www.nrc.gov) provides information on the plants that have received renewed licenses and the renewal applications that are under review. The website also provides information on the license renewal regulations and process.

The Babcock and Wilcox, Westinghouse, and Boiling Water Reactor Owners Groups established generic license renewal programs that developed and submitted technical reports for NRC approval. The Nuclear Energy Institute established working groups to interact with the NRC on improvements to the license renewal rule implementation guidance, and resolution of generic renewal issues.

The NRC has conducted research providing the technical bases to ensure

that critical reactor components, safety systems, and structures provide adequate reliability as reactors age. Research results continue to be useful in assessing safety implications of age-related degradation during the 40-year license and in supporting safety decisions associated with license renewal.

New Nuclear Reactor Licensing

In 1989, the NRC introduced a new licensing process (10 CFR Part 52) as an alternative to the traditional two-step licensing process in Part 50. Part 52 sets forth the process for review of Early Site Permits (ESP), Standard Design Certifications, and Combined Licenses for nuclear power facilities. A combined license involves issuance of a combined construction permit and a conditional operating license for a nuclear power facility.

The Office of Nuclear Reactor Regulation (NRR) has the primary responsibility for processing new plant applications. The Office of Nuclear Regulatory Research (RES) has the responsibility to provide lead efforts in the pre-application reviews for non-Light Water Reactor designs and to support NRR in their reviews of other advanced reactor designs. An Advanced Reactor Steering Committee (ARSC) comprised of managers from NRR and RES was formed in 2003. The ARSC provides guidance on matters related to policy and process issues associated with the licensing of new reactors. The NRC is performing several activities to ensure that it is

prepared to review new applications. These activities include reviewing industry's guidelines for a combined license (COL) application, and assessing the actions necessary to prepare for receipt of a COL application; rulemaking activities for the 10 CFR Part 52 licensing process; developing a construction inspection program framework and subsequent inspection program for new construction activities; and continuing our activities in the pre-application and design certification review processes. The staff is preparing to receive the first COL application in 2007.

The NRC is performing pre-application reviews for; General Electric's Economic Simplified Boiling Water Reactor (ESBWR), Atomic Energy of Canada LTD's Advanced Candu Reactor (ACR-700), Westinghouse's International Reactor Innovative and Secure design is also known as IRIS, Framatome's EPR, and the Pebble Bed Modular Reactor sponsored by PBMR (Pty) Ltd.

NRC is completing the design certification rulemaking for Westinghouse's design certification application for their AP1000 passive advanced light-water reactor design. In the past, NRC has provided design certifications for three reactor designs that can be referenced in an application for a

nuclear power plant. These designs include:

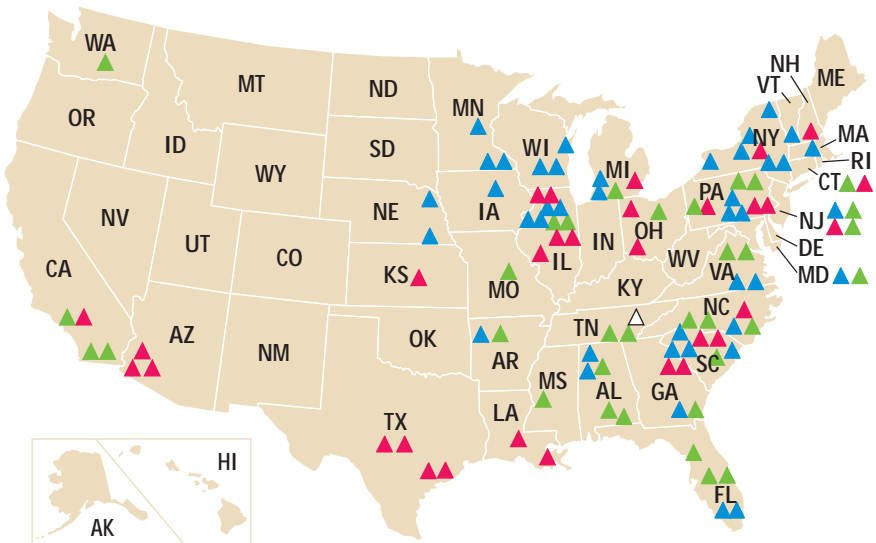
1. GE Nuclear Energy's Advanced Boiling Water Reactor design;
2. Westinghouse's System 80+ design; and
3. Westinghouse's AP600 design.





During the Fall 2003, the NRC received three applications for early site permits (ESP). The three applicants are: Dominion Nuclear North Anna, LLC, for the North Anna site in Virginia; Exelon Generation Company, LLC for the Clinton site in Illinois; and System Energy Resources, Inc. for the Grand Gulf site in Mississippi. An ESP provides for early resolution of site safety, environmental protection, and emergency preparedness issues, independent of a specific nuclear plant review. The NRC expects to complete their technical review of the ESPs in 2005. Mandatory adjudicatory hearings associated with the ESPs will be conducted after the completion of the NRC staff's technical review.

Additional information on the advanced reactors mentioned above is available on the NRC's Web Site at <http://www.nrc.gov/reading-rm/doccollections/fact-sheets/next-gen-reactors.html>.

OPERATING NUCLEAR REACTORS

Figure 22 - U.S. Commercial Nuclear Power Reactors—Years of Operation



YEARS OF COMMERCIAL OPERATION	NUMBER OF REACTORS
 0-9	1
 10-19	30
 20-29	34
 30-35	39

Source: Nuclear Regulatory Commission

**Table 12 - U.S. Commercial Nuclear Power Reactor Operating Licenses—
Expiration Date by Year**

Year	Reactor Name	Number of Licenses Expired	Year	Reactor Name	Number of Licenses Expired
2009	Nine Mile Point 1	2		Susquehanna 2	
	Oyster Creek			Waterford 3	
2010	Monticello	2	2025	Diablo Canyon 2	6
	Point Beach 1			Fermi 2	
2011	Palisades	1		Millstone 3	
2012	Pilgrim 1	2		Palo Verde 2	
	Vermont Yankee			River Bend 1	
2013	Browns Ferry 1	5		Wolf Creek 1	
	Indian Point 2		2026	Braidwood 1	8
	Kewaunee			Byron 2	
	Point Beach 2			Clinton	
	Prairie Island 1			Hope Creek 1	
2014	Browns Ferry 2	8		Nine Mile Point 2	
	Brunswick 2			Perry 1	
	Cooper			Seabrook 1	
	D. C. Cook 1			Shearon Harris 1	
	Duane Arnold		2027	Beaver Valley 2	5
	James A. FitzPatrick			Braidwood 2	
	Prairie Island 2			Palo Verde 3	
	Three Mile Island 1			South Texas Project 1	
2015	Indian Point 3	2		Vogtle 1	
	Millstone 2		2028	South Texas Project 2	1
2016	Beaver Valley 1	5	2029	Limerick 2	4
	Browns Ferry 3			Dresden 2	
	Brunswick 1			GINNA	
	Crystal River 3			Vogtle 2	
	Salem 1		2030	Comanche Peak 1	2
2017	Davis-Besse	3		Robinson 2	
	D.C. Cook 2		2032	Dresden 3	1
	Joseph M. Farley 1		2032	Turkey Point 3	4
2018	Arkansas Nuclear 2	1		Surry 1	
2020	Salem 2	2		Quad Cities 1	
	Sequoyah 1			Quad Cities 2	
2021	Diablo Canyon 1	3	2033	Comanche Peak 2	7
	Joseph M. Farley 2			Fort Calhoun	
	Sequoyah 2			Oconee 1	
2022	La Salle County 1	4		Oconee 2	
	San Onofre 2			Peach Bottom 2	
	San Onofre 3			Turkey Point 4	
	Susquehanna 1			Surry 2	
2023	La Salle County 2	2	2034	Arkansas Nuclear 1	5
	Columbia Generating Station			Calvert Cliffs 1	
2024	Byron 1	7		Edwin Hatch 1	
	Callaway			Oconee 3	
	Grand Gulf 1			Peach Bottom 3	
	Limerick 1		2035	Watts Bar	1
	Palo Verde 1				

OPERATING NUCLEAR REACTORS

Year	Reactor Name	Number of Licenses Expired	Year	Reactor Name	Number of Licenses Expired
2036	Calvert Cliffs 2	2	2042	Summer	1
	St. Lucie 1		2043	Catawba 1	4
2038	Edwin Hatch 2	2		Catawba 2	
	North Anna 1			McGuire 2	
2040	North Anna 2	1		St. Lucie 2	
2041	McGuire 1	1			

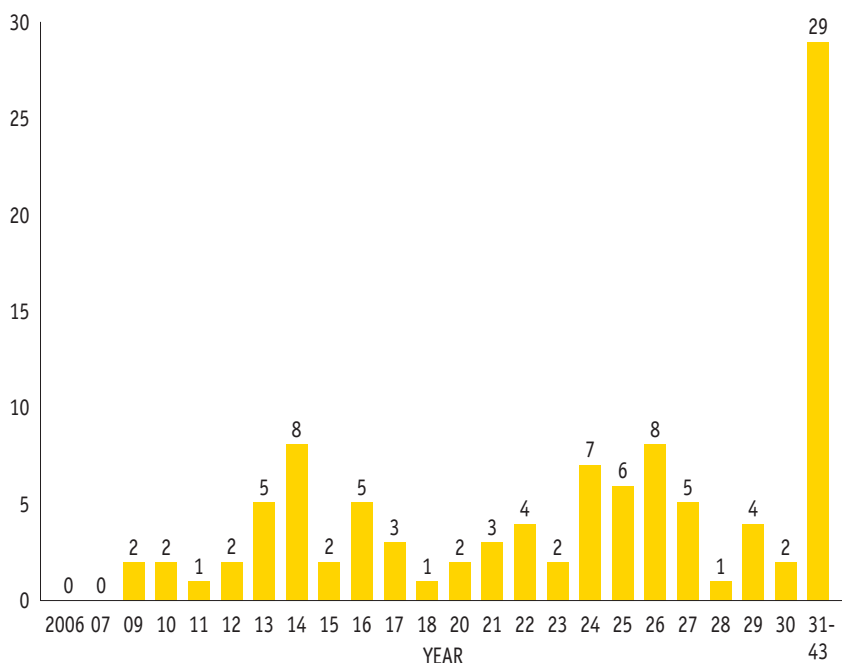
*Year assumes that the maximum number of years for construction recapture has been added to the current expiration date. This column is limited to reactors eligible for construction recapture. See Glossary for definition.

Note: Limited to reactors licensed to operate.

Source: Data as compiled by the Nuclear Regulatory Commission. Data as of December 2004.

Figure 23 - U.S. Commercial Nuclear Power Reactor Operating Licenses Expiration Date by Year Assuming Construction Recapture

NUMBER OF LICENSES EXPIRED



U.S. Nuclear Research and Test Reactors

Nuclear research and test reactors are designed and utilized for research, testing, and educational purposes:

- in the performance of research and testing in the areas of physics, chemistry, biology, medicine, materials sciences, and related fields; and
- in educating people for nuclear-related careers in the power industry, national defense, health service industry, research, and education
- There are 50 licensed research and test reactors:
 - 33 reactors operating in 23 States (see Figure 24)
 - 17 reactors permanently shut-down under decommissioning

- Since 1958, 76 licensed research and test reactors have been decommissioned.
- Refer to Appendix E for listing of operating research and test reactors regulated by the NRC.
- Refer to Appendix F for listing of decommissioning research and test reactors regulated by the NRC.

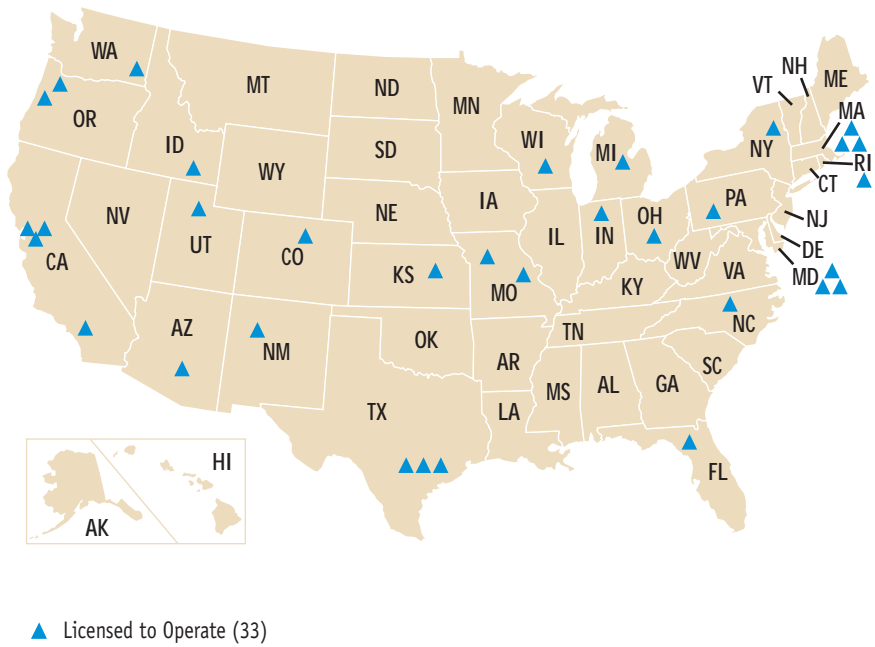
Principal Licensing and Inspection Activities

- The NRC licenses approximately 300 research and test reactor operators. Each operator is requalfied before renewal of a 6-year license.
- The NRC conducts approximately 45 research and test reactor inspections each year.



OPERATING NUCLEAR REACTORS

Figure 24 - U.S. Nuclear Research and Test Reactors



Source: Nuclear Regulatory Commission

Nuclear Regulatory Research

NRC's regulatory research program, conducted by the Office of Nuclear Regulatory Research (RES), furthers the regulatory mission of the NRC by providing technical advice, technical tools, and information for identifying and resolving safety issues, making regulatory decisions, and promulgating regulations and guidance. In addition, RES conducts independent experiments and analyses, develops technical bases for supporting realistic safety decisions by the NRC, and prepares the NRC for the future by evaluating the safety aspects of current and new reactor designs and technologies. In addition, NRC conducts such experiments and analyses at its high-level contractor facility which is a part of the Southwest Research Institute located in San Antonio, Texas.

The challenges that face RES include changes in practices and performance of the regulated industry, the emergence of new safety issues as the industry continues to mature, the availability of new technologies, development of new reactor design, knowledge management, and public awareness of and involvement in the regulatory process. Accordingly, the NRC must have highly skilled, independent expertise with access to facilities to formulate sound technical solutions and to support timely and realistic regulatory decisions.

The current NRC research program focuses on supporting the NRC

strategic performance goals: Safety, Security, Openness, Effectiveness, and Excellence in Agency Management. To ensure protection of public health and safety and the environment, RES's programs include research into material degradation issues (e.g., stress corrosion cracking and boric acid corrosion), high-level waste transportation, storage, and disposal (e.g., transportation of spent nuclear fuel in packages and radionuclide transport), new and evolving technology (e.g., new advanced reactor technology, mixed oxide fuel performance), operating experience, and probabilistic risk assessment (PRA) technologies. RES also develops and maintains computer codes for use in analyzing severe accidents, environmental effects, nuclear criticality, fire conditions, thermal hydraulic performance of reactors, fuel performance, and PRA. These computer codes continue to evolve as computational abilities expand and more operational data allows for more realistic modeling.

To ensure the secure use and management of radioactive materials, RES is investigating potential vulnerabilities and compensatory actions of nuclear facilities to malicious attack. To ensure openness in the regulatory process, RES conducts public meetings and participates with the Office of Nuclear Reactor Regulation in the annual Regulatory Information Conference, to bring together diverse groups of stakeholders and discuss the latest

trends in cutting edge research. To ensure that NRC actions are effective, efficient, realistic, and timely, RES participates in information exchanges and cooperative research, both domestic and international, to share positions on technical and policy issues, enhance the effective and efficient use of agency resources, avoid duplication of effort, and share facilities wherever possible. To enhance management excellence, RES manages human capital by using innovative recruitment, development and retention strategies. Additionally, RES encourages knowledge management initiatives to support staff development and networking. This achieves a high quality, diverse work force, which supports providing high quality research products.

The NRC provides funding through RES to manage cooperative agreements with universities and non-profit organizations for research in specific areas of interest to the agency. These cooperative agreements include Massachusetts Institute of Technology for work on advanced nuclear energy systems; Ohio State for work on risk importance of digital systems; Electric Power Research Institute for work on irradiation-assisted stress corrosion cracking; and University of Maryland for work on PRA techniques in risk-

informed and performance based regulations.

The NRC also provides funding through RES to manage grants with universities and non-profit organiza-



*Center for Nuclear Waste Regulatory Analysis,
San Antonio, Texas*

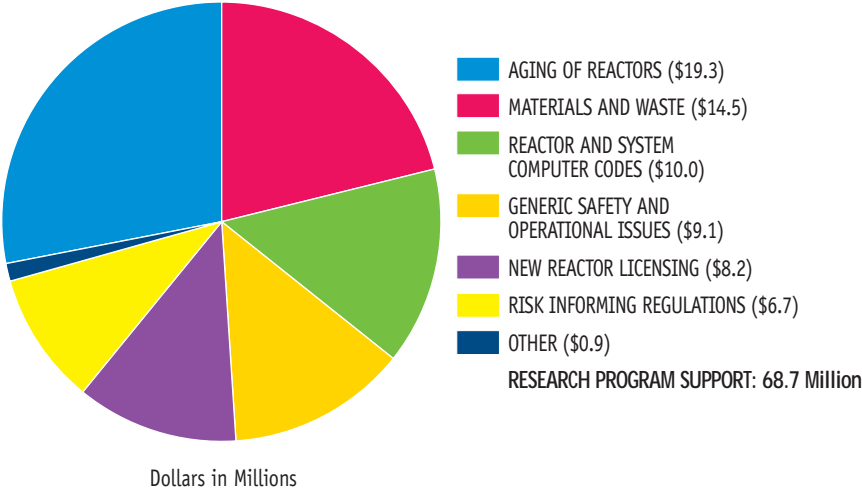
tions for research in specific areas of interest to the agency. These grants include the National Council on Radiation Protection and the International Council on Radiation Protection for work on radiation protection issues; and Pennsylvania State University for work on fuel cladding behavior.

Additionally, the NRC provides funding through RES to manage agreements with foreign governments for international cooperative research in specific areas of interest to the agency. These research agreements include the Halden Reactor Project in Norway for research and development of fuel, reactor internals, plant control and monitoring, and human factors; the Cabri Water Loop Project in France

for fuels research; the Studsvik Cladding Integrity Project in Sweden for fuels research; the SETH Project conducted in Germany, Switzerland and Spain for thermal hydraulic experiments in support of accident

management research; and the MASCA Project conducted in Russia for research of chemical and fission product effects in the reactor vessel during a severe accident. Funding by major research program is shown in Figure 25.

Figure 25 - NRC Research Funding, FY 2005





NUCLEAR MATERIALS SAFETY

<http://www.nrc.gov/materials.html>

Uranium Milling

A uranium mill is a chemical plant designed to extract uranium from mined ore. The mined ore is brought to the milling facility via truck where the ore is crushed and leached. In most cases, sulfuric acid is used as the leaching agent, but alkaline leaching can also be used. The leaching agent not only extracts uranium from the ore, but also several other constituents like molybdenum, vanadium, selenium, iron, lead, and arsenic. The product produced from the mill is referred to as “yellow cake” (U_3O_8), because of its yellowish color.

As defined in the NRC regulations of 10 CFR Part 40, uranium milling is any activity that results in the production of byproduct material as defined in this part. Part 40 defines byproduct material the same as Section 11e.(2) of the Atomic Energy Act, “...the tailings or wastes produced by the extraction or concentration of uranium or thorium from any ore

processed primarily for its source material content”, but adds “...including discrete surface wastes resulting from uranium solution extraction processes.”

Uranium is extracted from ore at uranium mills and at in-situ leach facilities (the NRC-licensed heap leach and ion-exchange facilities no longer operate). In both processes, an extraction process concentrates the uranium into “yellow cake” and the process waste is byproduct material. The yellow cake is sent to a conversion facility for processing in the next step in the manufacture of nuclear fuel. The uranium milling and disposal of byproduct material by NRC licensees is regulated under 10 CFR Part 40, Appendix A.

Conventional mills crush the pieces of ore and extract 90 to 95 percent of the uranium from the ore. Mills are typically located in areas of low population density, and they process ores from mines within about 50 kilometers (30 miles) of the mill. Most mills in the United States are in decommissioning.

In situ leach (ISL) facilities are another means of extracting uranium from underground. ISL recover uranium from low grade ores that may not be economically recoverable by other methods.

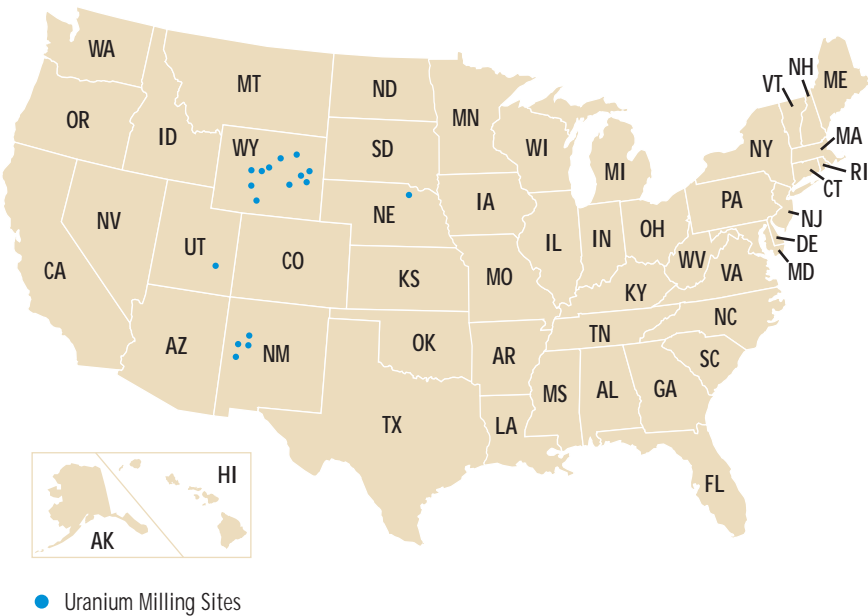


Production well service at in-situ leaching facility.

In this process, a leaching agent such as oxygen with sodium carbonate is injected through wells into the ore body to dissolve the uranium. The leach solution is pumped from the formation, and ion exchange is used

to separate the uranium from the solution. About 12 such ISL facilities exist in the United States. Of these, 4 are licensed by the NRC, and the rest are licensed by Texas, an Agreement State.

Figure 26 - Locations of Uranium Milling Facilities



Source: Nuclear Regulatory Commission

U.S. Fuel Cycle Facilities

The NRC licenses and inspects all commercial nuclear fuel facilities involved in the enriching, processing and fabrication of uranium ore into reactor fuel.

There are seven major fuel fabrication and production facilities and two gaseous diffusion uranium enrichment facilities licensed to operate in eight States. In addition, there are two proposed gas centrifuge uranium enrichment facilities waiting for approval. In addition, there is one proposed mixed oxide fuel fabrication facility that has been approved for construction but has not yet been constructed. (see Figure 30)

A typical uranium enrichment facility is illustrated in Figure 27.

- **Uranium Hexafluoride Production Facility:** (see Figure 27)
 - Honeywell International, Inc. (Metropolis, Illinois)
- **Uranium Fuel Fabrication Facilities:**
 - Global Nuclear Fuels-Americas, LLC (Wilmington, North Carolina)
 - Westinghouse Electric Company, LLC Columbia Fuel Fabrication Facility (Columbia, South Carolina)

- Nuclear Fuel Services, Inc. (Erwin, Tennessee)
- Framatome ANP, Inc. Mt. Athos Road Facility (Lynchburg, Virginia)
- BWX Technologies Nuclear Products Division (Lynchburg, Virginia)
- Framatome ANP, Inc. (Richland, Washington)

A typical fuel fabrication plant is illustrated in Figure 29.

- **Gaseous Diffusion Uranium Enrichment Facilities:** (see Figure 28)
 - U. S. Enrichment Corporation (Paducah, Kentucky) (Piketon, Ohio)*

NRC regulates 9 other facilities that possess significant quantities of special nuclear material (other than reactors) or process source material (other than uranium recovery facilities).

- **Proposed Gas Centrifuge Uranium Enrichment Facilities** (see Figure 27)
 - Louisiana Energy Services (Eunice, New Mexico)
 - USEC Inc. (Piketon, Ohio)

*Currently in cold standby and not used for enrichment.

In June 2005, the NRC issued the final Environmental Impact Statement (EIS) (NUREG-1790) and Safety Evaluation Report (SER) (NUREG-1827) for the proposed National Enrichment Facility (NEF) to be constructed and operated by Louisiana Energy Services (LES). The final EIS and SER are the major NRC staff reviews in the licensing process. The Commission expects to complete the licensing hearing process in mid-2006.

USEC Inc. submitted an application for a Lead Cascade Facility in February 2003 and a license for the facility was issued in February 2004. The Lead Cascade is a test facility intended to provide operational information on the machines and auxiliary systems as they would be used in commercial production of enriched uranium. The Lead Cascade Facility is located at the Portsmouth Gaseous Diffusion Plant site in Piketon, OH, and is expected to begin operation in late 2005.

USEC Inc. submitted a license application for the American Centrifuge Plant (ACP) in August 2004. The ACP would be an expansion of the Lead Cascade facility for commercial production of enriched uranium. The NRC's safety, security, and environmental reviews are on-going. The SER is expected to be issued in early 2006. NRC expects to issue the draft EIS in late 2005 and the final EIS in early 2006.

- **Proposed Mixed Oxide Fuel Fabrication Facility:**

- Duke Cogema Stone & Webster (Aiken, South Carolina)

The Nuclear Regulatory Commission recently approved an application for construction of a mixed oxide (MOX) fuel fabrication facility at the Department of Energy's Savannah River Site.

The Department of Energy announced plans to construct this MOX facility through a contract with the consortium of Duke Engineering & Services, COGEMA Inc., and Stone & Webster (known as DCS). A separate NRC approval is necessary before DCS can possess special nuclear material and operate the facility. The facility is intended to convert surplus U.S. weapons-grade plutonium, supplied by the Department of Energy, into fuel for use in commercial nuclear reactors. Such use would render the plutonium essentially inaccessible and unattractive for weapons use.

Principal Licensing and Inspection Activities:

- NRC issues approximately 80 new, renewal, license amendments, and safety and safeguards reviews for fuel cycle facilities annually.
- NRC routinely conducts safety, safeguards, and environmental protection inspections of approximately 9 fuel cycle facilities or sites.

Figure 27 - Typical Uranium Enrichment Facility

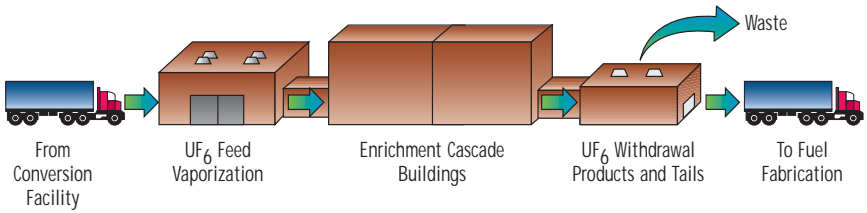
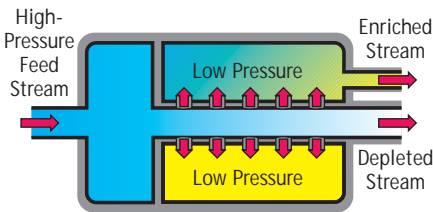


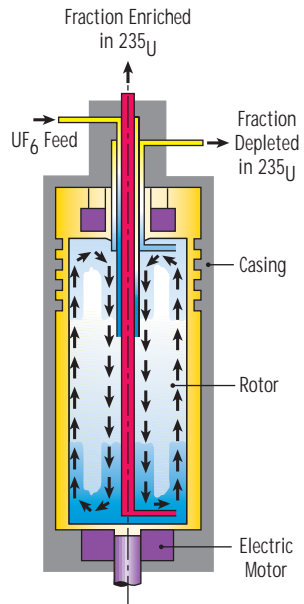
Figure 28 - Two Enrichment Processes

Gaseous Diffusion



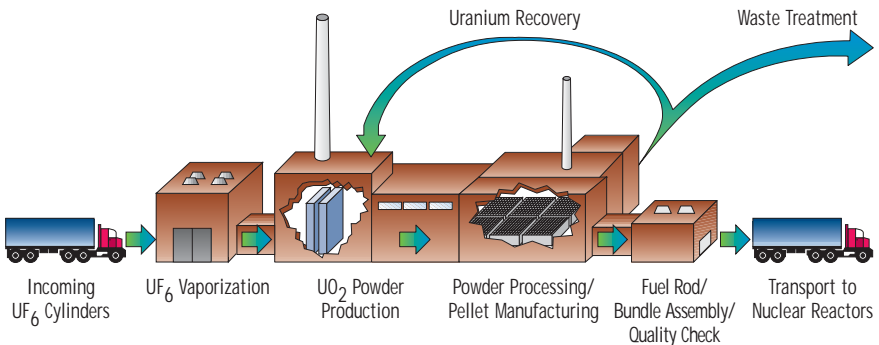
The gaseous diffusion method uses molecular diffusion to effect separation. The isotopic separation is accomplished by diffusing uranium, which has been combined with fluorine to form UF₆ gas, through a porous membrane (barrier) and utilizing the different molecular velocities of the two isotopes to achieve separation.

Gas Centrifuge



The gas centrifuge process uses a large number of rotating cylinders in a series and parallel configurations. Gas is introduced and rotated at a high speed, concentrating the component of higher molecular weight towards the outer wall of the cylinder and the lower molecular weight component towards the axis. The enriched and the depleted gas are removed by scoops.

Figure 29 - Typical Fuel Fabrication Plant



Fabrication is the final step in the process used to produce uranium fuel. It begins with the conversion of enriched uranium hexafluoride (UF_6) gas to a uranium dioxide solid. Nuclear fuel must maintain both its chemical and physical properties under the extreme conditions of heat and radiation present inside an operating reactor vessel. Fabrication of commercial light-water reactor fuel consists of three basic steps:

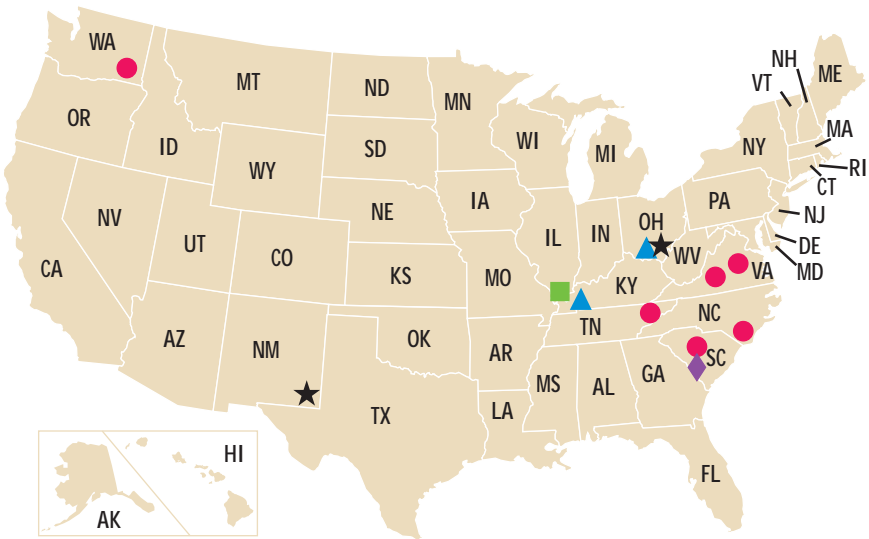
1. the chemical conversion of UF_6 to uranium dioxide (UO_2) powder;
2. the ceramic process that converts uranium oxide powder to small pellets; and
3. the mechanical process that loads the fuel pellets into rods and constructs finished fuel assemblies.

After the UF_6 is chemically converted to UO_2 , the powder is blended, milled, and pressed into ceramic fuel pellets about the size of a fingertip. The pellets are stacked into long tubes made of material called "cladding" (such as zirconium alloys) and, after careful inspection, the resulting fuel rods are bundled into fuel assemblies for use in reactors. The cladding material provides one of multiple barriers to contain the radioactive fission products produced during the nuclear chain reaction.

Following final assembly operations, the completed fuel assembly (about 12 feet long) is washed, inspected, and finally stored in a special rack until it is ready for shipment to a nuclear power plant site.

Fuel fabrication facilities mechanically and chemically process the enriched uranium into nuclear reactor fuel.

Figure 30 - Major U.S. Fuel Cycle Facility Sites



- Uranium Fuel Fabrication Facility (6)
- Uranium Hexafluoride Production Facility (1)
- ▲ Gaseous Diffusion Enrichment Facility (2)
- ★ Proposed Gas Centrifuge Uranium Enrichment Facility (2)
- ◆ Proposed Mixed Oxide Fuel Fabrication Facility* (1)

*Approved Construction Authorization only, not yet contracted.

Source: Nuclear Regulatory Commission

U.S. Materials Licenses

Approximately 21,809 licenses are issued for medical, academic, industrial, and general uses of nuclear materials (see Table 13):

Reactor-produced radionuclides are used extensively throughout the United States for civilian and military industrial applications, basic and applied research, manufacture of consumer products, civil defense activities, academic studies, and medical diagnosis, treatment and research. NRC and Agreement State regulatory programs are designed to assure that licensees safely use these materials, and do not endanger public health and safety or cause damage to the environment.

- Approximately 4,511 licenses are administered by the NRC.
- Approximately 17,298 licenses are administered by the 33 States that participate in the NRC Agreement States Program. An NRC Agreement State is one that has signed an agreement with the NRC that authorizes the State to regulate the use of radioactive materials within that State (see Figure 31). Minnesota and Pennsylvania are actively working toward becoming Agreement States.

Medical and Academic — The NRC and Agreement States issue licenses to hospitals and physicians for the use of certain radioactive materials in diagnosing and treating patients.

In nuclear medicine, diagnostic procedures include *in vitro* tests (the addition of radioactive materials to lab samples taken from patients) and *in vivo* tests (direct administration of radioactive drugs to patients). Therapeutic treatments include the use of drugs to treat certain medical conditions such as hyperthyroidism and certain forms of cancer.

NRC issues licenses to academic institutions for educational and research purposes. Licensed activities include receipt of radioactive material, classroom demonstrations by qualified instructors, supervised laboratory research by students, and the use of certain neutron sources and source material in sub-critical assemblies.

The facilities, personnel, program controls and equipment in each application are reviewed to ensure the safety of the public, patients, and occupationally exposed workers.

Industrial — Radionuclides are used in a number of industrial and commercial applications including industrial radiography, gauging devices, gas chromatography, well logging, and smoke detectors. The radiography process uses radiation sources to determine structural defects in metallic castings and welds. Portable and fixed gauges use a radiation detector and indicator to measure density and thickness of an object on the indicator. Such measurements determine

the thickness of paper products, fluid levels of oil and chemical tanks, moisture and density of soils and material at construction sites, and in manufacture items such as satellites and missiles. Gas chromatography uses low energy sources for identifying the constituent elements of substances. It is used to determine the components of complex mixtures such as petroleum products, smog and cigarette smoke, and in biological and medical research to identify the components of complex proteins and enzymes. Well logging devices use a radioactive source to trace the position of materials previously placed in a well. This process is used extensively for oil, gas, coal, and mineral exploration.

General Licenses — A general licensee is a person or organization that acquires, uses, or possesses a generally licensed device and has received the device through an authorized transfer by the device manufacturer/distributor, or by change of company

ownership where the device remains in use at a particular location.

A generally licensed device is a device containing radioactive material that is typically used to detect, measure, gauge, or control the thickness, density, level, or chemical composition of various items. Examples of such devices are gas chromatography (detector cells), density gauges, fill-level gauges, and static elimination devices. NRC registers and tracks generally licensed devices to increase control and accountability of the devices and to prevent them from becoming orphan sources.

Principal Licensing and Inspection Activities

- NRC issues approximately 4,200 new licenses, renewals, or license amendments for materials licenses annually.
- NRC conducts between 1,150 and 1,200 health and safety inspections of its nuclear materials licensees annually.



Troxler Moisture/Density Gauge

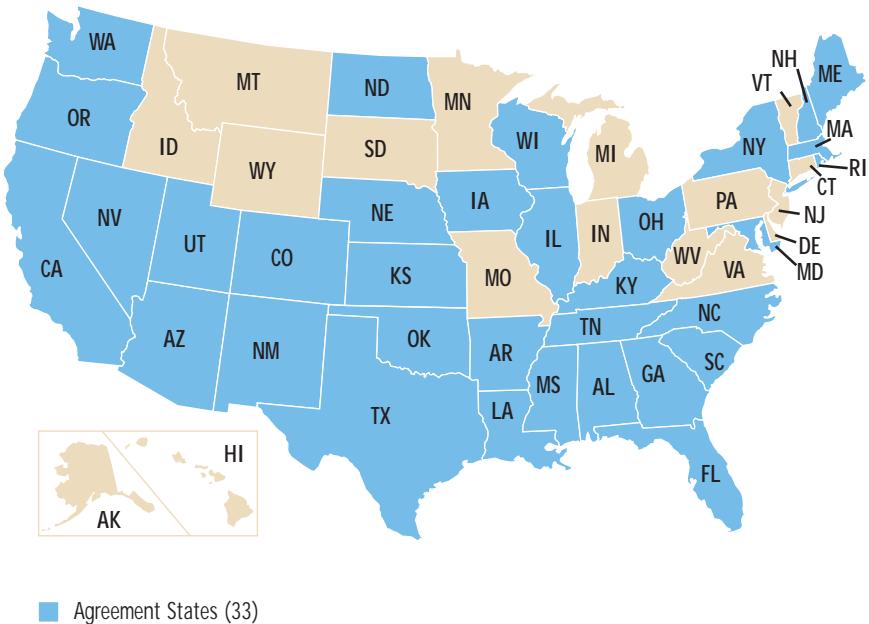
Table 13 - U.S. Materials Licenses by State

State	Number of Licenses		State	Number of Licenses	
	NRC	Agreement States		NRC	Agreement States
Alabama	18	436	Montana	75	0
Alaska	52	0	Nebraska	4	150
Arizona	13	320	Nevada	4	266
Arkansas	7	251	New Hampshire	5	80
California	48	2,077	New Jersey	512	0
Colorado	18	350	New Mexico	14	191
Connecticut	186	0	New York	44	1,492
Delaware	57	0	North Carolina	18	676
District of Columbia	39	0	North Dakota	10	62
Florida	16	1,533	Ohio	48	804
Georgia	16	506	Oklahoma	26	241
Hawaii	61	0	Oregon	5	470
Idaho	78	0	Pennsylvania	696	0
Illinois	40	740	Rhode Island	1	58
Indiana	281	0	South Carolina	14	373
Iowa	3	175	South Dakota	40	0
Kansas	12	325	Tennessee	22	573
Kentucky	8	455	Texas	44	1,612
Louisiana	11	556	Utah	10	188
Maine	2	134	Vermont	37	0
Maryland	58	604	Virginia	392	0
Massachusetts	29	524	Washington	21	419
Michigan	526	0	West Virginia	181	0
Minnesota	156	0	Wisconsin	29	336
Mississippi	4	321	Wyoming	78	0
Missouri	296	0	Others*	146	0
			Total	4,511	17,298

*"Others" includes U.S. territories such as Puerto Rico, Virgin Islands, and Guam.

Note: Agreement States data are latest available as of February 8, 2005. NRC data as of March 29, 2005. For updates, please refer to STP website: <http://www.hsr.dornl.gov/nrc/USALicenses020805.pdf>.

Figure 31 - NRC Agreement States



Note: Minnesota has an application pending. Pennsylvania plans to submit an application.
Source: Nuclear Regulatory Commission

Nuclear Gauges

Fixed Gauges — The cross section shows a fixed fluid gauge installed on a process pipe (see Figure 32). Such devices are widely used in beverage, food, plastics, process and chemical industries to measure the densities, flow rates, levels, thicknesses, and weights of a wide variety of materials and surfaces.

Nuclear gauges are used as non-destructive devices to measure physical properties of products and industrial processes to ensure environment, quality control and low-cost fabrication, construction and installations.

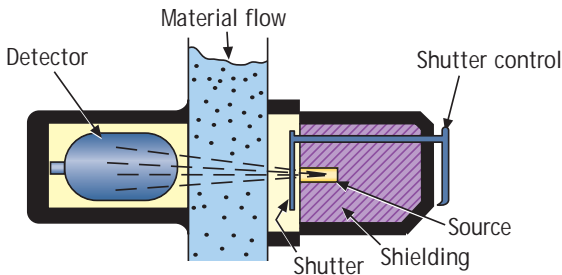
Fixed gauges consist of a radioactive source that is contained in a source holder safely. When the source holders' shutter is opened manually or by activating a remote electrical button, a beam of radiation is directed at the material or product being processed or controlled. A detector mounted opposite to the source, measures the radiation passing through the media of the material or the product. The required information is shown on a local read out or is displayed on a computer monitor. The type and strength of

radiation energy are selected to ensure that the passage of the radiation does not cause any detectable changes in the material and does not radioactively contaminate the material.

Portable gauges — consist of a radioactive source or sources and detector mounted together in a portable shielded device. When the device is being used, it is placed on the object to be measured and the source is either inserted into the object or the gauge relies on a reflection of radiation from the source to bounce back to the bottom of the gauge. The detector in the gauge measures the radiation, either directly from the inserted source or the reflected radiation.

The amount of radiation the detector measures indicates the thickness, density, moisture content or some other property which is displayed on a local read out or on a computer monitor. The top of the gauge has sufficient shielding to protect the operator while the source is exposed and when the measuring process is completed, the source is retracted or a shutter closes minimizing exposure from the source.

Figure 32 - Cross Section of a Fixed Fluid Gauge



Teletherapy Devices

Teletherapy is one of the primary radiation oncology treatment modalities. Teletherapy devices provide external high radiation beams for treatment of cancerous tumors. Both the primary tumor and the areas to which cancer may have spread (regional lymphatic) may be treated at the same time.

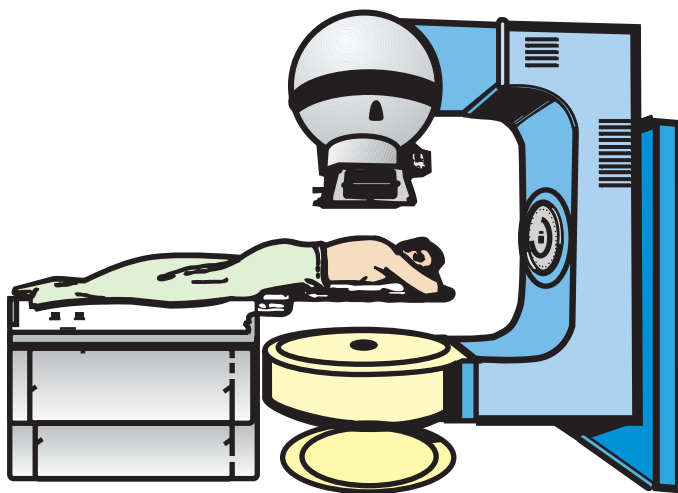
The Cobalt-60 source is in the equipment's head, which is surrounded by lead or depleted uranium shielding, with a port for treatment (see Figure 33).

Treatment distance between the source and the skin of the patient is 80 to 120 centimeters. Cesium-137

teletherapy units were formerly used by a few facilities. Few, if any, of these units remain as the average penetrating energy is approximately half of that provided by the cobalt sources.

Linear accelerators are replacing the Cobalt-60 units. A 4 MeV linear accelerator can provide about the same energy as a Cobalt-60 unit, but with a higher output (100 to 300 rad/min). Higher energy accelerators are now being used (6 MeV to 30 MeV). These higher energy photons provide greater dose depth. Also, the high energy electrons may be used directly in some cases.

Figure 33 - Cobalt-60 Teletherapy Unit



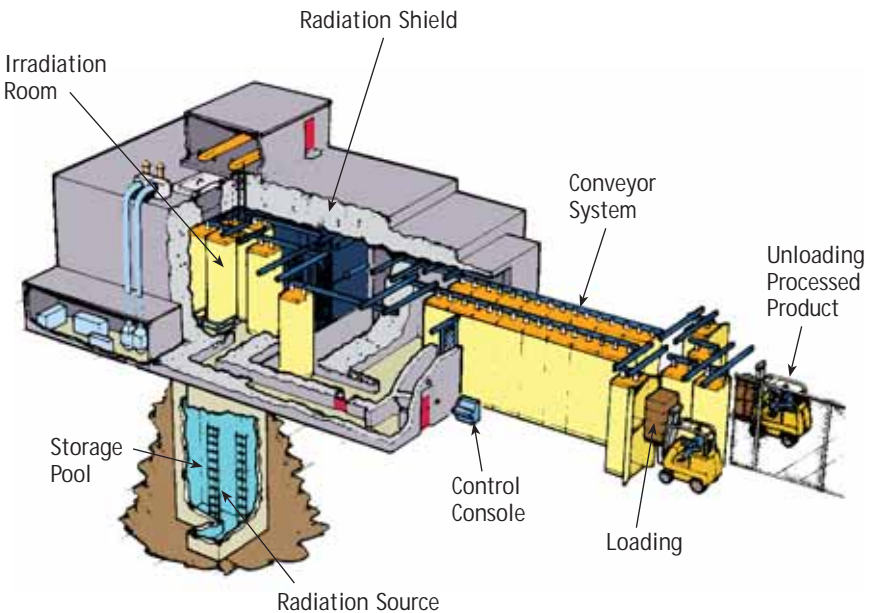
Commercial Product Irradiators

The illustration below shows a typical large commercial gamma irradiator which may be used for sterilization of medical supplies and equipment, disinfestation of food products, insect eradication through sterile male release program, chemical and polymer synthesis and modifications or exten-

sion of shelf-life of poultry and perishable products.

In this type of irradiator, when in use, the Cobalt-60 sealed source is raised out of the pool water and exposed to the product within a radiation volume that is maintained inaccessible during use by an entry control system.

Figure 34 - Commercial Gamma Irradiator







RADIOACTIVE WASTE

<http://www.nrc.gov/waste.html>

U.S. Low-Level Radioactive Waste Disposal

Commercial low-level waste disposal facilities must be licensed by either NRC or Agreement States in accordance with health and safety requirements. The facilities are to be designed, constructed, and operated to meet safety standards. The operator of the facility must also extensively characterize the site on which the facility is located and analyze how the facility will perform for thousands of years into the future. NRC's requirements place restrictions on the types of waste that can be disposed of. Current low-level waste disposal uses shallow land disposal sites with or without concrete vaults (see Figure 35).

- The NRC has developed a classification system for low-level waste based on its potential hazards and has specified disposal and waste form requirements for each of the three general classes of waste — A, B, and C. Class A waste contains lower concentrations of radioactive material than Class C waste. Class A waste accounts for approximately 90 percent of the total volume of low-level waste. Determination of the classification of waste, however, is a complex process. For more information, see 10 CFR Part 61.

The volume and radioactivity of waste vary from year to year based on the types and quantities of waste shipped

each year. Waste volumes currently are several 100,000 cubic feet from facilities operating in reactor decommissioning. Clean up of contaminated sites accounts for several million cubic feet of low level radioactive waste each year.

The Low-Level Radioactive Waste Policy Amendments Act (LLRWPA) of 1985 authorized the following:

- Formation of ten regional compacts (see Figure 36)
- Exclusion of waste generated outside a compact

Active Licensed Disposal Facilities

- Barnwell, South Carolina (access authorized for all low-level waste generators until 2008. Access limited to Atlantic compact after 2008)
- Hanford, Washington (restricted access to only the Northwest and Rocky Mountain compacts)
- Clive, Utah (restricted to Class A waste)

Closed Disposal Facilities

- Beatty, Nevada—closed 1993
- Sheffield, Illinois—closed 1978
- Maxey Flats, Kentucky—closed 1977
- West Valley, New York—closed 1975

Figure 35 - Low-Level Waste Disposal Site

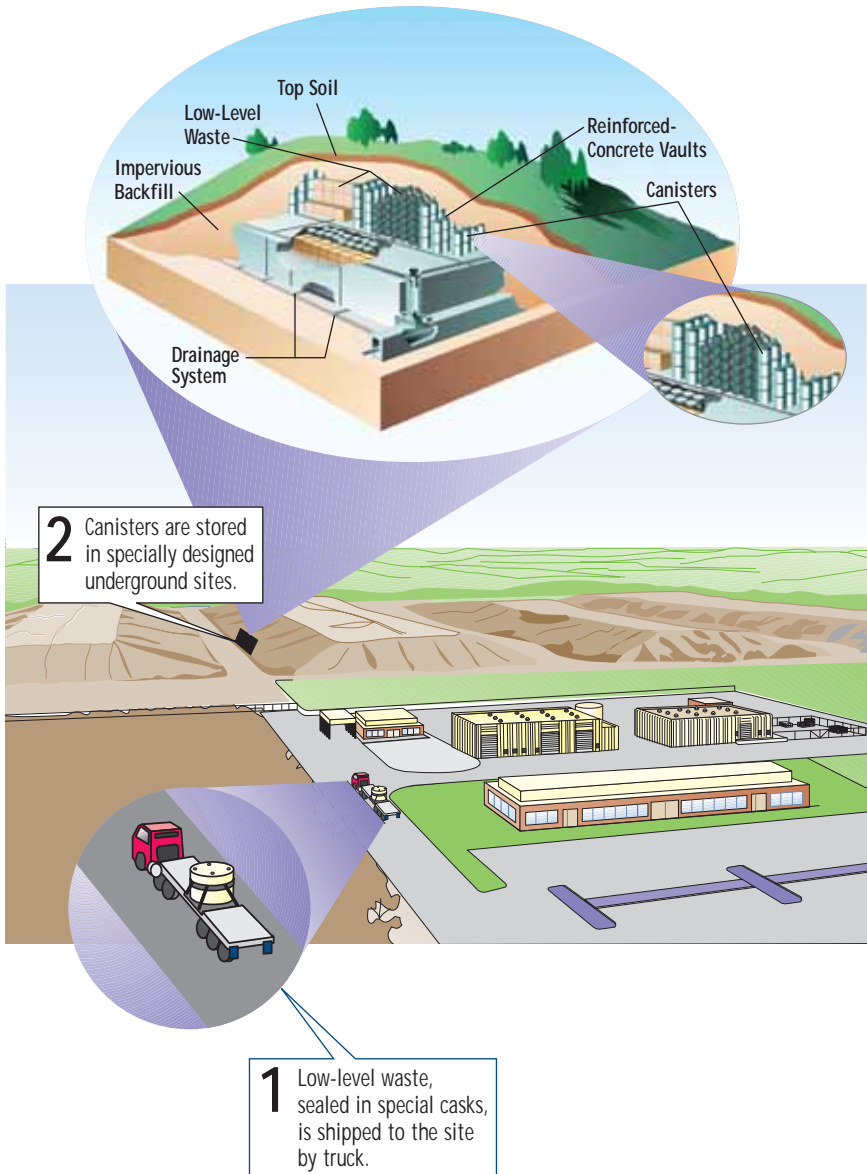
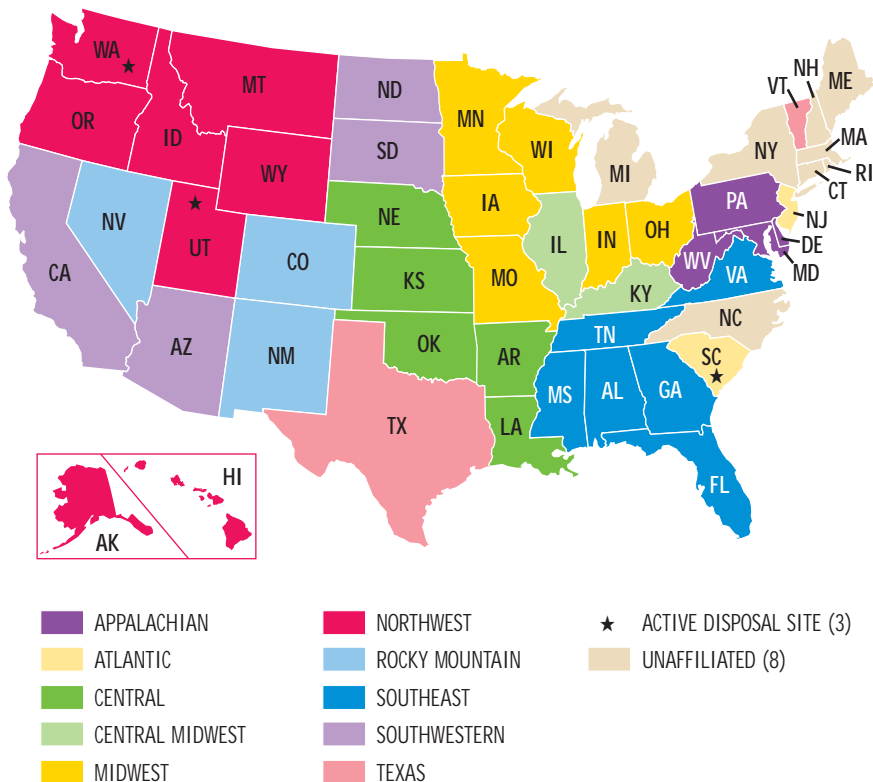


Figure 36 - U.S. Low-Level Waste Compacts



Note: Data as of March 2005.

Puerto Rico is unaffiliated.

There are three active, licensed low-level waste disposal facilities located in Agreement States.

Barnwell, located in Barnwell, South Carolina - Currently, Barnwell accepts waste from all U.S. generators except those in Rocky Mountain and Northwest compacts. Beginning in 2008, Barnwell will only accept waste from the Atlantic Compact states (Connecticut, New Jersey, and South Carolina). Barnwell is licensed by the State of South Carolina to receive waste in Classes A-C.

Hanford, located in Hanford, Washington - Hanford accepts waste from the Northwest and Rocky Mountain compacts. Hanford is licensed by the State of Washington to receive waste in Classes A-C.

Envirocare, located in Clive, Utah - Envirocare accepts waste from all regions of the United States. Envirocare is licensed by the State of Utah for Class A waste only.

Source: Nuclear Regulatory Commission

U.S. High-Level Radioactive Waste Management: Disposal and Storage

The Yucca Mountain Decision

Policies of the United States which govern permanent disposal of high-level radioactive waste are defined by the Nuclear Waste Policy Act of 1982, as amended, and the Energy Policy Act of 1992. These acts specify that high-level radioactive waste will be disposed of underground in a deep geologic repository, and that Yucca Mountain, Nevada, will be the single candidate site for characterization as a potential geologic repository. (See Figure 37)

Under these two acts, the NRC is one of three Federal agencies that have key roles to perform in disposal of spent nuclear fuel and other high-level radioactive waste. In brief, the roles for the three agencies are:

- The Department of Energy (DOE) has responsibility for developing permanent disposal capacity for spent fuel and other high-level radioactive waste.
- The Environmental Protection Agency (EPA) has responsibility for issuing environmental standards for evaluating safety of a geologic repository at Yucca Mountain.
- The NRC has responsibility for issuing regulations that implement the EPA's standards; deciding whether to license the proposed

repository; and ensuring that DOE, if granted a license, safely constructs and operates the repository.

For many years, the NRC has engaged the DOE in pre-license application activities, consistent with a public pre-licensing agreement. Through open public dialogue with the DOE, the NRC has actively sought to increase its confidence that a license application from the DOE will be complete and of sufficient quality for the NRC to conduct an informed safety review.

On February 15, 2002, after receiving a recommendation from the Secretary of Energy, the President notified Congress that he considered Yucca Mountain qualified for a construction permit application. Congress approved the recommendation, and on July 23, 2002, the President signed a joint resolution of the Congress directing the DOE to prepare an application for constructing a repository at Yucca Mountain. The DOE has stated its intent to submit a license application to the NRC in 2005. The NRC will issue a license to the DOE only if the DOE can demonstrate that it can safely construct and operate a repository in compliance with NRC regulations.

The NRC's regulations provide that decisions about the licensing of a geologic repository will occur in three

phases. In the first phase, the DOE must submit a license application to the NRC. Once the DOE submits an application, if the NRC accepts it for review, the law allows the NRC three years to make a decision. Within that time frame, the NRC must complete its safety review; conduct a public hearing before an independent licensing board; and decide whether to allow construction of the repository.

Should the NRC authorize construction, the process enters a second phase. As construction of the repository nears completion, the DOE must update its license to receive high-level radioactive waste. The NRC must again complete a safety review; conduct a public hearing before an independent licensing board; and decide whether DOE can safely receive and dispose of waste at the repository. If the NRC grants the license, the DOE will begin placing high-level radioactive waste in the repository. In the third phase, when the repository is full, the DOE will apply for a license amendment to decommission and permanently close the repository.

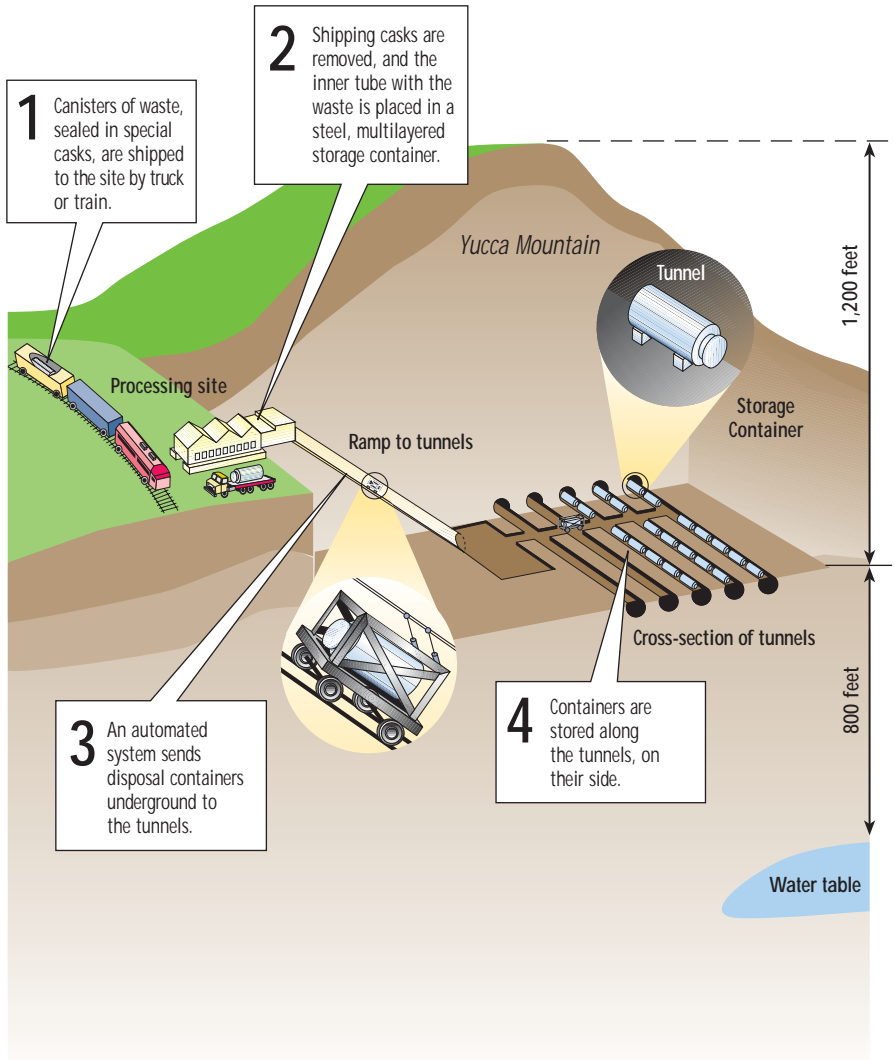
Spent Fuel Storage

The U.S. Energy Information Administration's last survey found that approximately 37,650 metric tons of spent nuclear fuel was stored at commercial nuclear power reactors. Projected spent fuel discharges could bring this amount to about 52,000 by the year 2005.

- All of the operating nuclear power reactors are storing spent fuel in NRC licensed on-site spent fuel pools (SFPs). (See Figure 38)
- Most reactors were not designed to store the full amount of spent fuel generated during its operational life. Utilities originally planned for spent fuel to remain in SFPs for a few years after discharge and then to be sent to a reprocessing facility. However, the U. S. Government declared a moratorium on reprocessing in 1977. Although the ban was later lifted, reprocessing was eliminated as a feasible option. Consequently, utilities expanded the storage capacity of its SFPs by using high-density storage racks.
- NRC authorizes storage of spent fuel at an independent spent fuel storage installation (ISFSI) under two licensing options: site-specific licensing and general licensing. Currently, there are 34 licensed/operating ISFSIs in the U. S. (See Figure 39)
- Under a site specific license, an applicant submits a license application to NRC and NRC performs a technical review of all the safety aspects of the proposed ISFSI. If the application is approved, the NRC issues a license. A spent fuel storage license contains technical requirements and operating conditions for the ISFSI and specifies what the licensee is authorized to

continued on page 85

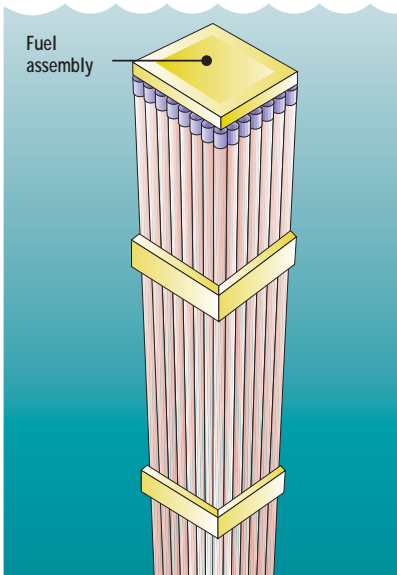
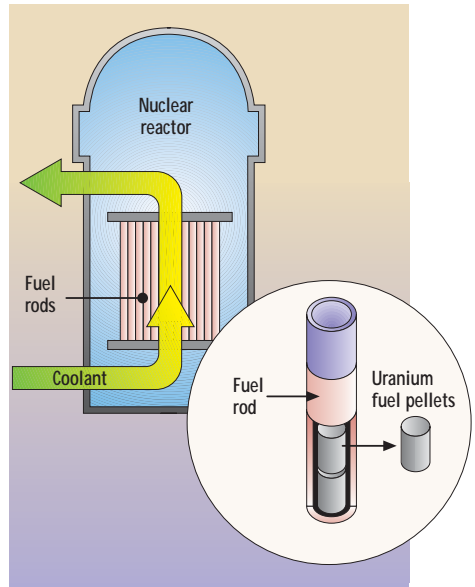
Figure 37 - The Yucca Mountain Disposal Plan



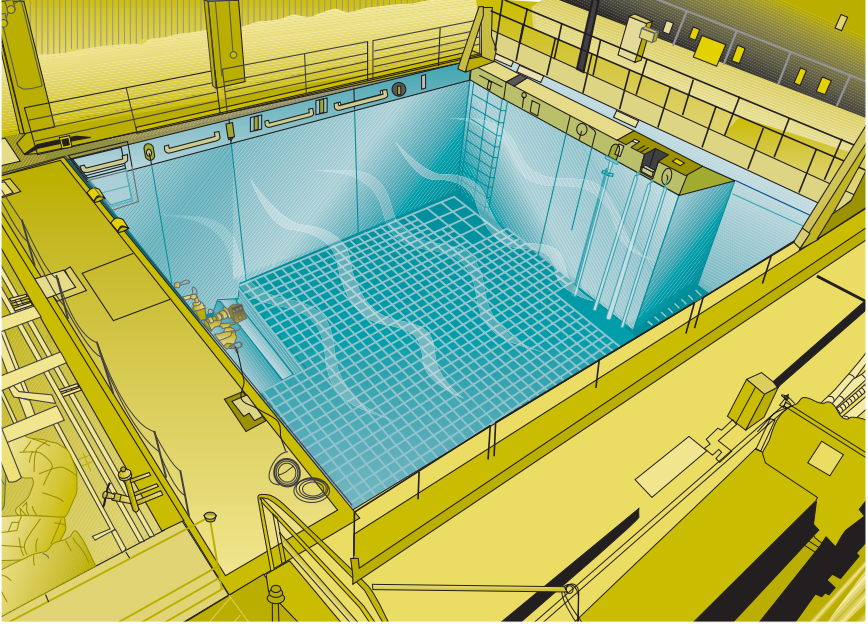
Source: Department of Energy and the Nuclear Energy Institute

Figure 38 - Spent Fuel Generation and Storage After Use

- 1 Nuclear reactors are powered by enriched uranium-235 fuel. Fission generates heat, which produces steam that turns turbines to produce electricity. A reactor rated at several hundred megawatts may contain 100 or more tons of fuel in the form of bullet-sized pellets loaded into long rods.



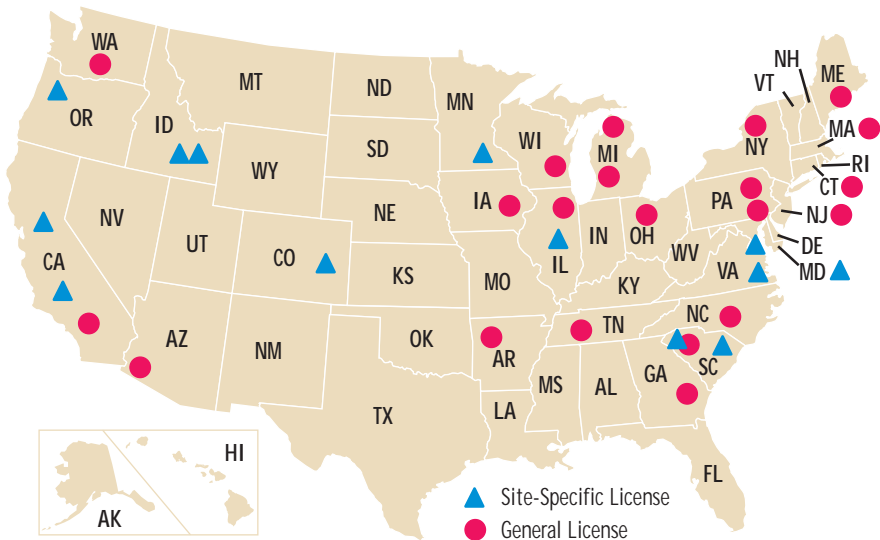
- 2 After about six years, spent fuel assemblies—typically 14 feet long and containing nearly 200 fuel rods—are removed from the reactor and allowed to cool in storage pools for a few years. At this point, the 900-pound assemblies contain only about one-fifth the original amount of U-235.



- 3 Commercial light-water nuclear reactors store spent fuel outside the primary containment in a steel-lined, seismically designed concrete pool. The spent fuel is cooled while in the spent fuel storage pool by water that is force-circulated using electrically powered pumps. Makeup water to the pool is provided by other pumps that can be powered from an onsite emergency diesel generator. Support features, such as water and radiation level detectors, are also provided. Spent fuel is stored in the spent fuel storage pool until it can be transferred on site to a dry cask storage location (see Figure 40) or transported off site to a high-level radioactive waste disposal site.

Source: Department of Energy and the Nuclear Energy Institute

Figure 39 - Licensed/Operating Independent Spent Fuel Storage Installations



ARIZONA

- Palo Verde

ARKANSAS

- Arkansas Nuclear

CALIFORNIA

- ▲ Diablo Canyon
- ▲ Rancho Seco
- San Onofre

COLORADO

- ▲ Fort St. Vrain

CONNECTICUT

- Haddam Neck

GEORGIA

- Hatch

IDAHO

- ▲ DOE: TMI-2 Fuel Debris
- ▲ Idaho Spent Fuel Facility

ILLINOIS

- ▲ GE Morris
- Dresden

IOWA

- Duane Arnold

MAINE

- Maine Yankee

MARYLAND

- ▲ Calvert Cliffs

MASSACHUSETTS

- Yankee Rowe

MICHIGAN

- Big Rock Point
- Palisades

MINNESOTA

- ▲ Prairie Island

NEW JERSEY

- Oyster Creek

NEW YORK

- James A. FitzPatrick

NORTH CAROLINA

- McGuire

OHIO

- Davis-Besse

OREGON

- ▲ Trojan

PENNSYLVANIA

- Susquehanna
- Peach Bottom

SOUTH CAROLINA

- ▲ Oconee
- ▲ H.B. Robinson

TENNESSEE

- Sequoyah

VIRGINIA

- ▲ Surry
- ▲ North Anna

WASHINGTON

- Columbia Generating Station

WISCONSIN

- Point Beach

Data as of December 2004

Source: Nuclear Regulatory Commission

continued from page 80

store at the site. The license expires 20 years from the date of issuance with a renewal option.

- A general license, authorizes the nuclear power reactor licensee to store spent fuel in dry storage systems approved by the NRC at a site that is licensed to operate a nuclear power reactor. Several dry storage designs have received Certificates of Compliance or NRC approvals (See Appendix I). A Certificate of Compliance expires 20 years from the date of issuance with a re-approval option. General licensees are required to perform evaluations on its site to demonstrate that the site is adequate for storing spent fuel in dry casks. These evaluations must show that the certificate of compliance conditions and technical specifications can be met prior to use of the dry storage system.
- With respect to public involvement, stakeholders can and do participate

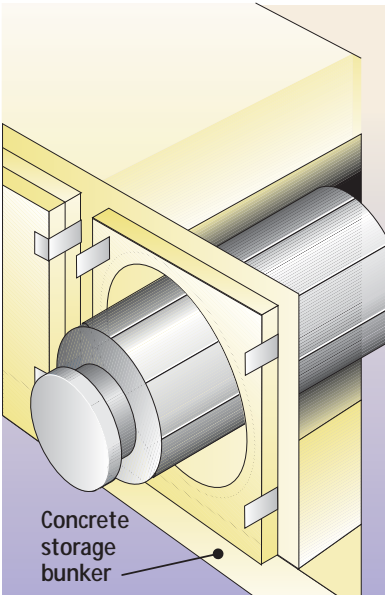
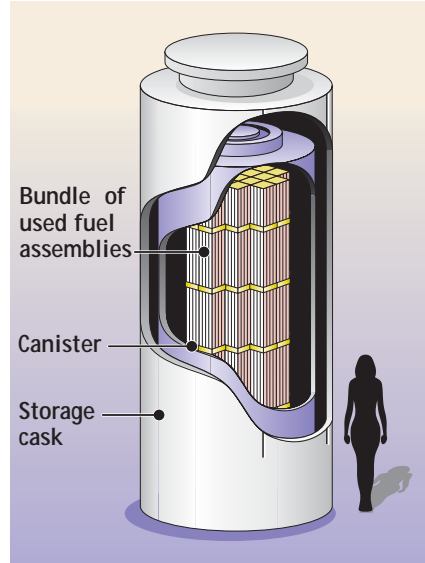
in the NRC licensing process. The Atomic Energy Act of 1954, as amended, and NRC regulations contain provisions for public hearings and other means, such as petitions and rulemaking requests for the public to challenge NRC decisions and licensing actions.

- Refer to Appendix J for a list of Dry Spent Fuel Storage Licensees.
- Additional information on storage of spent fuel at an independent spent fuel storage installation is available on the NRC's Web Site at <http://www.nrc.gov/waste/spent-fuel-storage.html>.
- The NRC is responsible for approving transportable dry storage systems, also called dual purpose casks (See Figure 40).
- Additional information on transportation of spent fuel is available on the NRC's Web Site at <http://www.nrc.gov/waste/spent-fuel-transp.html>.

Figure 40 - Dry Storage of Spent Fuel

At some nuclear reactors across the country, spent fuel is kept on site, above ground, in systems basically similar to the ones shown here.

- 1 Once the spent fuel has cooled, it is loaded into special canisters which are designed to hold Pressurized-Water Reactor and Boiling-Water Reactor assemblies. Water and air are removed. The canister is filled with inert gas, welded shut, and rigorously tested for leaks. It may then be placed in a "cask" for storage or transportation.



- 2 The canisters can also be stored in above-ground concrete bunkers, each of which is about the size of a one-car garage. Eventually they may be transported elsewhere for storage.

U.S. Nuclear Materials Transportation and Safeguards

The NRC reviews and licenses the design of containers used to transport radioactive materials; conducts transport-related safety inspections; performs quality assurance inspections of designers, fabricators, and suppliers of approved transportation containers; and carries out safeguards inspections of nuclear materials licensees.

Under a memorandum of understanding, the NRC requires licensed materials to be shipped in accordance with the hazardous materials transportation safety regulations of the Department of Transportation.

Both the NRC and the Department of Energy continue joint operation of a national database and information support system to track movement of domestic and foreign nuclear materials under safeguards control.

Principal Licensing and Inspection Activities

- NRC examines transport-related safety during approximately 1,000 safety inspections of fuel, reactor, and materials licensees annually.
- NRC reviews, evaluates, and certifies approximately 100 new, renewal, or amended container-design applications for the transport of nuclear materials annually.
- NRC reviews and evaluates approximately 100 license applications for the export of nuclear materials from the United States annually.
- NRC conducts comprehensive physical protection and materials control and accounting license reviews and conducts inspections at the major fuel fabrication facilities annually.
- NRC inspects about 20 dry storage and transport package licensees annually.
- Additional information on materials transportation is available on the NRC's Web Site at <http://www.nrc.gov/materials/transportation.html>.

Decommissioning

Decommissioning is the safe removal of a facility from service and reduction of residual radioactivity to a level that permits release of the property and termination of the license (see Glossary). The NRC rules on decommissioning provide for unrestricted and, under certain conditions, restricted release of a site. The rules establish site release criteria.

Over the last 40 years, operations at other licensed nuclear facilities have caused radiological contamination at a number of sites. This contamination must be reduced or stabilized in a timely and efficient manner to ensure protection of the public and the environment before the sites can be released and the license terminated. See Table 14 for current complex decommissioning sites.




Dismantlement of a steam generator

Table 14 - Complex Decommissioning Sites

Company	Location
AAR Manufacturing, Inc. (Brooks & Perkins)	Livonia, MI
Army, Department of, Jefferson Proving Ground	Jefferson, IN
Babcock & Wilcox SLDA	Vandergrift, PA
Cabot Corporation	Reading, PA
Curtiss-Wright	Cheswick, PA
Dow Chemical Company	Bay City and Midland, MI
Eglin AFB	Walton County, FL
Fansteel, Inc.	Muskogee, OK
Hartley and Hartley (SCA Holdings) Landfill	Bay County, MI
Heritage Minerals	Lakehurst, NJ
Kaiser Aluminum	Tulsa, OK
Kerr-McGee	Cimarron, OK
Kerr-McGee	Cushing, OK
Michigan Department of Natural Resources	Lansing, MI
Molycorp, Inc.	Washington, PA
NWI Breckenridge	Breckenridge, MI
Pathfinder	Sioux Falls, SD
Permagrain Products	Media, PA
Rogersford Wastewater Treatment Facility	Rogersford, PA
Safety Light Corporation	Bloomsburg, PA
Salmon River	Salmon, ID
Sequoyah Fuels Corporation	Gore, OK
Shieldalloy Metallurgical Corporation	Newfield, NJ
Stedam Chemical Corp.	Maywood, NJ
Superiour Steel/Superbolt	Carnegie, PA
Westinghouse Electric Corporation	Waltz Mill, PA
Whittaker Corporation	Greenville, PA
UCAR (Union Carbide)	Lawrenceberg, TN
UNC Naval Products	New Haven, CT
MallincKrodt	St. Louis, MO
Combustion Engineering/Westinghouse	Windsor, CT
Combustion Engineering/Westinghouse	Festus, MO

Source: Nuclear Regulatory Commission





APPENDICES

Abbreviations Used In Appendices

ABB-CE	Asea Brown Boveri-Combustion Engineering	EBSO	Ebasco
ACE	ACEOWEN, Ateliers de Constructions Electriques de Charleroi S.A. (ACEC) and Cockerill Ougree-Providence (COP); with Westinghouse (Belgium)	EXP. DATE	Expiration Date of Operating License
ACLF	ACECO/Creusot-loire/Framatome/Westinghouse-Europe	FENOC	FirstEnergy Nuclear Operating Co.
AE	Architect-Engineer	FRAM	Framatome
AEC	Atomic Energy Commission	FLUR	Fluor Pioneer
AECL	Atomic Energy of Canada, Ltd.	G&H	Gibbs & Hill
AEE	Atomenergoexport	GCR	Gas-Cooled Reactor
AEP	American Electric Power	GE	General Electric
AGN	Aerojet-General Nucleonics	GHDR	Gibbs & Hill & Durham & Richardson
ASEA	Asea Brown Boveri-Asea Atom	GIL	Gilbert Associates
B&R	Burns & Roe	GPC	Georgia Power Company
B&W	Babcock & Wilcox	HIT	Hitachi
BALD	Baldwin Associates	HTG	High-Temperature Gas-Cooled
BECH	Bechtel	HWR	Pressurized Heavy-Water Reactor
BRRT	Brown & Root	IES	Iowa Electric
BWR	Boiling-Water Reactor	ISFSI	Spent Fuel Storage Installation
COMB	Combustion Engineering	JONES	J. A. Jones
COMM. OP.	Date of Commercial Operation	KAIS	Kaiser Engineers
CON TYPE	Containment Type	KWU	Kraftwerk Union, Siemens AG
DRYAMB	Dry, Ambient Pressure	LIC. TYPE:	License Type
DRYSUB	Dry, Subatmospheric	CP	Construction Permit
HTG	High-Temperature Gas-Cooled	OL-FP	Operating License-Full Power
ICECND	Wet, Ice Condenser	OL-LP	Operating License-Low Power
LMFB	Liquid Metal Fast Breeder	MAE	Ministry of Atomic Energy, Russian Federation
MARK 1	Wet, Mark I	MDC	Maximum Dependable Capacity - Net
MARK 2	Wet, Mark II	MHI	Mitsubishi Heavy Industries, Ltd.
MARK 3	Wet, Mark III	MWe	Megawatts Electrical
OCM	Organic Cooled & Moderated	MWt	Megawatts Thermal
PTHW	Pressure Tube, Heavy Water	NIAG	Niagara Mohawk Power Corporation
SCF	Sodium Cooled, Fast	NPF	Nuclear Power Facility
SCGM	Sodium Cooled, Graphite Moderated	NSP	Northern States Power Company
CP	Construction Permit	NSSS	Nuclear Steam System Supplier & Design Type
CP ISSUED	Date of Construction Permit Issuance	1	GE Type 1
CPPR	Construction Permit Power Reactor	2	GE Type 2
CWE	Commonwealth Edison Company	3	GE Type 3
CX	Critical Assembly	4	GE Type 4
DANI	Daniel International	5	GE Type 5
DBDB	Duke & Bechtel	6	GE Type 6
DER	Design Electric Rating	2LP	Westinghouse Two-Loop
DOE	Department of Energy	3LP	Westinghouse Three-Loop
DPR	Demonstration Power Reactor	4LP	Westinghouse Four-Loop
DUKE	Duke Power Company	CE	Combustion Engineering
		CE80	CE Standard Design
		LLP	B&W Lowered Loop
		RLP	B&W Raised Loop

(continued)

OL	Operating License	S&W	Stone & Webster
OL ISSUED	Date of Latest Full Power	SBEC	Southern Services & Bechtel
	Operating License	SSI	Southern Services Incorporated
PECO	Philadelphia Energy Company	STP	South Texas Project
PG&E	Pacific Gas & Electric Company	TXU	Texas Utilities
PHWR	Pressurized Heavy-Water- Moderated Reactor	TNPG	The Nuclear Power Group
PSE	Pioneer Services & Engineering	TOSH	Toshiba
PTHW	Pressure Tube Heavy Water	TR	Test Reactor
PUBS	Public Service Electric & Gas Company	TVA	Tennessee Valley Authority
PWR	Pressurized-Water Reactor	UE&C	United Engineers & Constructors
R	Research	USEC	U.S. Enrichment Corporation
SCGM	Sodium Cooled Graphite Moderated	UTR	Universal Training Reactor
S&L	Sargent & Lundy	VT	Vermont
		WDCO	Westinghouse Development Corporation
		WEST	Westinghouse Electric

U.S. Commercial Nuclear Power Reactors

Unit Operating Utility Location Docket Number	NRC Region	Con Type NSSS AE Constructor	Licensed MWt	Net MDC*	CP Issued OL Issued Comm. Op Exp. Date	License Type & Number	1999-2004** Average Capacity Factors (Percent)
Arkansas Nuclear One 1 Entergy Nuclear 6 MI WNW of Russellville, AR 050-00313	IV	PWR-DRYAMB B&W LLP BECH BECH	2568	0836	12/06/1968 05/21/1974 12/19/1974 05/20/2034	OL-FP DPR-51	91.7 87.3 93.9 89.7 92.8 93.0
Arkansas Nuclear One 2 Entergy Nuclear 6 MI WNW of Russellville, AR 050-00368	IV	PWR-DRYAMB COMB CE BECH BECH	3026	0858	12/06/1972 09/01/1978 03/26/1980 07/17/2018	OL-FP NPF-6	82.8 69.9 105.3 106.5 105.5 114.5
Beaver Valley 1 FirstEnergy Nuclear Operating Company 17 MI W of McCandless, PA 050-00334	I	PWR-DRYSUB WEST 3LP S&W S&W	2689	0821	06/26/1970 07/02/1976 10/01/1976 01/29/2016	OL-FP DPR-66	86.1 82.7 83.3 97.2 83.2 92.6
Beaver Valley 2 FirstEnergy Nuclear Operating Company 17 MI W of McCandless, PA 050-00412	I	PWR-DRYSUB WEST 3LP S&W S&W	2689	0831	05/03/1974 08/14/1987 11/17/1987 05/27/2027	OL-FP NPF-73	80.1 86.5 98.8 90.7 91.2 100.2
Braidwood 1 Exelon 24 MI SSW of Joilet, IL 050-00456	III	PWR-DRYAMB WEST 4LP S&L CWE	3586.6	1161	12/31/1975 07/02/1987 07/29/1988 10/17/2026	OL-FP NPF-72	101.0 96.4 93.4 104.3 99.3 96.2
Braidwood 2 Exelon 24 MI SSW of Joilet, IL 050-00457	III	PWR-DRYAMB WEST 4LP S&L CWE	3586.6	1129	12/31/1975 05/20/1988 10/17/1988 12/18/2027	OL-FP NPF-77	92.0 98.4 98.2 93.5 98.3 102.9

(continued)

Appendix A - U.S. Commercial Nuclear Power Reactors (continued)

Unit Operating Utility Location Docket Number	NRC Region	Con Type NSSS AE Constructor	Licensed MWt	Net MDC*	CP Issued OL Issued Comm. Op Exp. Date	License Type & Number	1999-2004** Average Capacity Factors (Percent)
Browns Ferry 1 Tennessee Valley Authority 10 MI NW of Decatur, AL 050-00259	II	BWR-MARK1 GE 4 TVA TVA	3293	1065	05/10/1967 12/20/1973 08/01/1974 12/20/2013	OL-FP DPR-33	0.0 0.0 0.0 0.0 0.0
Browns Ferry 2 Tennessee Valley Authority 10 MI NW of Decatur, AL 050-00260	II	BWR-MARK1 GE 4 TVA TVA	3458	1118	05/10/1967 08/02/1974 03/01/1975 06/28/2014	OL-FP DPR-52	89.1 99.1 85.9 91.0 85.5 99.6
Browns Ferry 3 Tennessee Valley Authority 10 MI NW of Decatur, AL 050-00296	II	BWR-MARK 1 GE 4 TVA TVA	3458	1118	07/31/1968 08/18/1976 03/01/1977 07/02/2016	OL-FP DPR-68	99.4 92.6 100.1 94.6 95.2 88.6
Brunswick 1 Carolina Power and Light, Co. 2 MI N of Southport, NC 050-00325	II	BWR-MARK 1 GE 4 UE&C BRRT	2923	900	02/07/1970 11/12/1976 03/18/1977 09/08/2016	OL-FP DPR-71	97.4 93.7 101.7 93.2 100.8 89.7
Brunswick 2 Carolina Power and Light, Co. 2 MI N of Southport, NC 050-00324	II	BWR-MARK 1 GE 4 UE&C BRRT	2923	0872	02/07/1970 12/27/1974 11/03/1975 12/27/2014	OL-FP DPR-62	85.8 99.0 92.1 99.6 98.9 101.3
Byron 1 Exelon 17 MI SW of Rockford, IL 050-00454	III	PWR-DRYAMB WEST 4LP S&L CWE	3586.6	1163	12/31/1975 02/14/1985 09/16/1985 10/31/2024	OL-FP NPF-37	92.0 95.7 102.0 96.5 96.8 101.6
Byron 2 Exelon 17 MI SW of Rockford, IL 050-00455	III	PWR-DRYAMB WEST 4LP S&L CWE	3586.6	1131	12/31/1975 01/30/1987 08/21/1987 11/06/2026	OL-FP NPF-66	94.8 103.1 99.2 96.3 103.9 96.9

Unit Operating Utility Location Docket Number	NRC Region	Con Type NSSS AE Constructor	Licensed MWt	Net MDC*	CP Issued OL Issued Comm. Op Exp. Date	License Type & Number	1999-2004** Average Capacity Factors (Percent)
Callaway AmerenUE 10 MI SE of Fulton, MO 050-00483	III	PWR-DRYAMB WEST 4LP BECH DANI	3565	1125	04/16/1976 10/18/1984 12/19/1984 10/18/2024	OL-FP NPF-30	84.8 87.2 101.1 85.1 98.4 79.4
Calvert Cliffs 1 Constellation Nuclear 40 MI S of Annapolis, MD 050-00317	I	PWR-DRYAMB COMB CE BECH BECH	2700	0870	07/07/1969 07/31/1974 05/08/1975 07/31/2034	OL-FP DPR-53	96.8 89.0 103.2 64.3 104.2 91.3
Calvert Cliffs 2 Constellation Nuclear 40 MI S of Annapolis, MD 050-00318	I	PWR-DRYAMB COMB CE BECH BECH	2700	0858	07/07/1969 11/30/1976 04/01/1977 08/13/2036	OL-FP DPR-69	86.6 100.8 84.8 102.3 84.2 100.2
Catawba 1 Duke Energy Nuclear, LLC 6 MI NNW of Rock Hill, SC 050-00413	II	PWR-ICECND WEST 4LP DUKE DUKE	3411	1129	08/07/1975 01/17/1985 06/29/1985 12/05/2043	OL-FP NPF-35	91.7 90.0 100.9 95.9 82.7 97.9
Catawba 2 Duke Energy Nuclear, LLC 6 MI NNW of Rock Hill, SC 050-00414	II	PWR-ICECND WEST 4LP DUKE DUKE	3411	1129	08/07/1975 05/15/1986 08/19/1986 12/05/2043	OL-FP NPF-52	89.5 90.6 86.7 102.9 94.2 89.1
Clinton AmerGen Energy Co. 6 MI E of Clinton, IL 050-00461	III	BWR-MARK 3 GE 6 S&L BALD	3473	1022	02/24/1976 04/17/1987 11/24/1987 09/29/2026	OL-FP NPF-62	57.7 84.3 96.7 85.5 97.2 89.1
Columbia Generating Station Energy Northwest 12 MI NW of Richland, WA 050-00397	IV	BWR-MARK 2 GE 5 B&R BECH	3486	1107	03/19/1973 04/13/1984 12/13/1984 12/20/2023	OL-FP NPF-21	62.8 88.5 85.1 92.6 78.5 92.4

(continued)

Appendix A - U.S. Commercial Nuclear Power Reactors (continued)

Unit Operating Utility Location Docket Number	NRC Region	Con Type NSSS AE Constructor	Licensed MWt	Net MDC*	CP Issued OL Issued Comm. Op Exp. Date	License Type & Number	1999-2004** Average Capacity Factors (Percent)
Comanche Peak 1 TXU Generation Company LP 4 MI N of Glen Rose, TX 050-00445	IV	PWR-DRYAMB WEST 4LP G&H BRRT	3458	1150	12/19/1974 04/17/1990 08/13/1990 02/08/2030	OL-FP NPF-87	85.4 95.2 83.8 87.3 95.6 89.3
Comanche Peak 2 TXU Electric & Gas 4 MI N of Glen Rose, TX 050-00446	IV	PWR-DRYAMB WEST 4LP BECH BRRT	3458	1150	12/19/1974 04/06/1993 08/03/1993 02/02/2033	OL-FP NPF-89	86.9 87.8 98.1 87.3 80.6 99.4
Cooper Nebraska Public Power District 23 MI S of Nebraska City, NE 050-00298	IV	BWR-MARK 1 GE 4 B&R B&R	2381	0764	06/04/1968 01/18/1974 07/01/1974 01/18/2014	OL-FP DPR-46	97.3 70.6 77.8 94.4 67.1 92.0
Crystal River 3 Florida Power Corp. 7 MI NW of Crystal River, FL 050-00302	II	PWR-DRYAMB B&W LLP GIL JONES	2568	0838	09/25/1968 01/28/1977 03/13/1977 12/03/2016	OL-FP DPR-72	88.9 97.2 89.2 99.9 90.1 99.2
Davis-Besse FirstEnergy Nuclear Operating Co. 21 MI ESE of Toledo, OH 050-00346	III	PWR-DRYAMB B&W RLP BECH	2772	0882	03/24/1971 04/22/1977 07/31/1978 04/22/2017	OL-FP NPF-3	96.4 87.4 99.5 12.0 0.0 74.6
D.C. Cook 1 Indiana/Michigan Power Co. 11 MI S of Benton Harbor, MI 050-00315	III	PWR-ICECND WEST 4LP AEP AEP	3304	1000	03/25/1969 10/25/1974 08/28/1975 10/25/2014	OL-FP DPR-58	0.0 1.5 89.0 88.4 75.0 100.5
D.C. Cook 2 Indiana/Michigan Power Co. 11 MI S of Benton Harbor, MI 050-00316	III	PWR-ICECND WEST 4LP AEP AEP	3468	1060	03/25/1969 12/23/1977 07/01/1978 12/23/2017	OL-FP DPR-74	0.0 51.4 85.8 82.8 76.6 85.3

Unit Operating Utility Location Docket Number	NRC Region	Con Type NSSS AE Constructor	Licensed MWt	Net MDC*	CP Issued OL Issued Comm. Op Exp. Date	License Type & Number	1999-2004** Average Capacity Factors (Percent)
Diablo Canyon 1 Pacific Gas & Electric Co. 12 MI WSW of San Luis Obispo, CA 050-00275	IV	PWR-DRYAMB WEST 4LP PG&E PG&E	3338	1087	04/23/1968 11/02/1984 05/07/1985 09/22/2021	OL-FP DPR-80	87.5 83.3 99.8 74.0 100.7 75.8
Diablo Canyon 2 Pacific Gas & Electric Co. 12 MI WSW of San Luis Obispo, CA 050-00323	IV	PWR-DRYAMB WEST 4LP PG&E PG&E	3411	1087	12/09/1970 08/26/1985 03/13/1986 04/26/2025	OL-FP DPR-82	88.7 96.2 90.9 97.5 81.1 84.0
Dresden 2 Exelon 9 MI E of Morris, IL 050-00237	III	BWR-MARK 1 GE 3 S&L UE&C	2957	0850	01/10/1966 02/20/1991 06/09/1970 12/22/2009	OL-FP DPR-19	92.1 101.3 89.8 101.1 90.0 79.1
Dresden 3 Exelon 9 MI E of Morris, IL 050-00249	III	BWR-MARK 1 GE 3 S&L UE&C	2957	0850	10/14/1966 01/12/1971 11/16/1971 01/12/2011	OL-FP DPR-25	90.6 93.7 95.5 81.4 93.5 86.2
Duane Arnold Nuclear Management Company 8 MI NW of Cedar Rapids, IA 050-00331	III	BWR-MARK 1 GE 4 BECH BECH	1912	0566	06/22/1970 02/22/1974 02/01/1975 02/21/2014	OL-FP DPR-49	80.1 97.5 77.9 92.5 80.7 99.2
Edwin I. Hatch 1 Southern Nuclear Operating Co. 11 MI N of Baxley, GA 050-00321	II	BWR-MARK 1 GE 4 BECH GPC	2804	0869	09/30/1969 10/13/1974 12/31/1975 08/06/2034	OL-FP DPR-57	81.1 84.5 99.2 88.4 95.3 90.3
Edwin I. Hatch 2 Southern Nuclear Operating Co. 11 MI N of Baxley, GA 050-00366	II	BWR-MARK 1 GE 4 BECH GPC	2804	0883	12/27/1972 06/13/1978 09/05/1979 06/13/2038	OL-FP NPF-5	94.4 89.5 85.6 97.4 90.0 97.0

(continued)

Appendix A - U.S. Commercial Nuclear Power Reactors (continued)

Unit Operating Utility Location Docket Number	NRC Region	Con Type NSSS AE Constructor	Licensed MWt	Net MDC*	CP Issued OL Issued Comm. Op Exp. Date	License Type & Number	1999-2004** Average Capacity Factors (Percent)
Fermi 2 The Detroit Edison Co. 25 MI NE of Toledo, OH 050-00341	III	BWR-MARK 1 GE 4 S&L DANI	3430	1089	09/26/1972 07/15/1985 01/23/1988 03/20/2025	OL-FP NPF-43	100.3 86.2 89.8 97.5 85.2 88.4
Fort Calhoun Omaha Public Power District 19 MI N of Omaha, NE 050-00285	IV	PWR-DRYAMB COMB CE GHDR GHDR	1500	0478	06/07/1968 08/09/1973 09/26/1973 08/09/2033	OL-FP DPR-40	85.6 92.8 84.2 91.0 83.8 97.0
Ginna Constellation Nuclear 20 MI NE of Rochester, NY 050-00244	I	PWR-DRYAMB WEST 2LP GIL BECH	1520	0480	04/25/1966 09/19/1969 07/01/1970 09/18/2029	OL-FP DPR-18	84.0 90.5 101.9 91.4 92.0 102.2
Grand Gulf 1 Entergy Nuclear 25 MI S of Vicksburg, MS 050-00416	IV	BWR-MARK 3 GE 6 BECH BECH	3833	1207	09/04/1974 11/01/1984 07/01/1985 06/16/2022	OL-FP NPF-29	79.9 100.6 93.6 95.1 103.1 96.5
H.B. Robinson 2 Carolina Power and Light Co. 26 MI from Florence, SC 050-00261	II	PWR-DRYA MB WEST 3LP EBSO EBSO	2339	0710	04/13/1967 09/23/1970 03/07/1971 07/31/2030	OL-FP DPR-23	95.0 104.0 92.2 93.7 103.5 92.1
Hope Creek 1 PSEG Nuclear, LLC 18 MI SE of Wilmington, DE 050-00354	I	BWR-MARK1 GE 4 BECH BECH	3339	1049	11/04/1974 07/25/1986 12/20/1986 04/11/2026	OL-FP NPF-57	85.3 80.3 87.8 96.2 79.0 65.6
Indian Point 2 Entergy Nuclear Operation 24 MI N of New York City, NY 050-00247	I	PWR-DRYAMB WEST 4LP UE&C WDCO	3216	0956	10/14/1966 09/28/1973 08/01/1974 09/28/2013	OL-FP DPR-26	88.5 12.1 93.5 90.7 100.0 89.5

Unit Operating Utility Location Docket Number	NRC Region	Con Type NSSS AE Constructor	Licensed MWt	Net MDC*	CP Issued OL Issued Comm. Op Exp. Date	License Type & Number	1999-2004** Average Capacity Factors (Percent)
Indian Point 3 Entergy Nuclear Operations 24 MI N of New York City, NY 050-00286	I	PWR-DRYAMB WEST 4LP UE&C WDCO	3067.4	0979	08/13/1969 04/05/1976 08/30/1976 12/15/2015	OL-FP DPR-64	86.0 99.5 93.9 98.3 88.7 101.7
James A. FitzPatrick Entergy Nuclear Operations 8 MI NE of Oswego, NY 050-00333	I	BWR-MARK 1 GE 4 S&W S&W	2536	0813	05/20/1970 10/17/1974 07/28/1975 10/17/2014	OL-FP DPR-59	93.5 84.4 99.6 92.6 97.8 90.4
Joseph M. Farley 1 Southern Nuclear Operating Co. 18 MI SE of Dothan, AL 050-00348	II	PWR-DRYAMB WEST 3LP SSI DANI	2775	0851	08/16/1972 06/25/1977 12/01/1977 06/25/2017	OL-FP NPF-2	97.4 71.5 87.6 99.0 90.9 85.9
Joseph M. Farley 2 Southern Nuclear Operating Co. 18 MI SE of Dothan, AL 050-00364	II	PWR-DRYAMB WEST 3LP SSI BECH	2775	0849	08/16/1972 03/31/1981 07/30/1981 03/31/2021	OL-FP NPF-8	71.7 100.0 78.2 87.6 100.4 90.2
Kewaunee Nuclear Management Co. 27 MI E of Green Bay, WI 050-00305	III	PWR-DRYAMB WEST 2LP PSE PSE	1772	0556	08/06/1968 12/21/1973 06/16/1974 12/21/2013	OL-FP DPR-43	98.8 82.7 77.3 99.8 90.3 79.3
La Salle County 1 Exelon 11 MI SE of Ottawa, IL 050-00373	III	BWR-MARK 2 GE 5 S&L CWE	3489	1111	09/10/1973 04/17/1982 01/01/1984 04/17/2022	OL-FP NPF-11	88.3 99.6 101.2 91.7 100.1 92.8
La Salle County 2 Exelon 11 MI SE of Ottawa, IL 050-00374	III	BWR-MARK 2 GE 5 S&L CWE	3489	1111	09/10/1973 02/16/1983 10/19/1984 12/16/2023	OL-FP NPF-18	73.1 92.4 99.5 92.4 89.5 101.9

(continued)

Appendix A - U.S. Commercial Nuclear Power Reactors (continued)

Unit Operating Utility Location Docket Number	NRC Region	Con Type NSSS AE Constructor	Licensed MWt	Net MDC*	CP Issued OL Issued Comm. Op Exp. Date	License Type & Number	1999-2004** Average Capacity Factors (Percent)
Limerick 1 Exelon 21 MI NW of Philadelphia, PA 050-00352	I	BWR-MARK 2 GE 4 BECH BECH	3458	1134	06/19/1974 08/08/1985 02/01/1986 10/26/2024	OL-FP NPF-39	98.1 89.5 101.2 93.5 101.2 95.8
Limerick 2 Exelon 21 MI NW of Philadelphia, PA 050-00353	I	BWR-MARK 2 GE 4 BECH BECH	3458	1134	06/19/1974 08/25/1989 01/08/1990 06/22/2029	OL-FP NPF-85	85.0 99.0 92.3 100.8 94.5 99.9
McGuire 1 Duke Power 17 MI N of Charlotte, NC 050-00369	II	PWR-ICECND WEST 4LP DUKE DUKE	3411	1100	02/23/1973 07/08/1981 12/01/1981 06/12/2041	OL-FP NPF-9	89.1 103.4 90.1 94.4 102.9 85.3
McGuire 2 Duke Power 17 MI N of Charlotte, NC 050-00370	II	PWR-ICECND WEST 4LP DUKE DUKE	3411	1100	02/23/1973 05/27/1983 03/01/1984 03/03/2043	OL-FP NPF-17	89.2 87.5 102.5 92.5 93.7 103.4
Millstone 2 Dominion Generation 3.2 MI WSW of New London, CT 050-00336	I	PWR-DRYAMB COMB CE BECH BECH	2700	0878	12/11/1970 09/26/1975 12/26/1975 07/31/2015	OL-FP DPR-65	57.9 81.7 95.6 81.3 80.5 98.5
Millstone 3 Dominion Generation 3.2 MI WSW of New London, CT 050-00423	I	PWR-DRYSUB WEST 4LP S&W S&W	3411	1148	08/09/1974 01/31/1986 04/23/1986 11/25/2025	OL-FP NPF-49	82.7 99.9 82.1 88.3 101.0 89.1
Monticello Nuclear Management Co. 30 MI NW of Minneapolis, MN 050-00263	III	BWR-MARK 1 GE 3 BECH BECH	1775	0578	06/19/1967 01/09/1981 06/30/1971 09/08/2010	OL-FP DPR-22	91.8 83.6 76.5 99.0 90.7 99.2

Unit Operating Utility Location Docket Number	NRC Region	Con Type NSSS AE Constructor	Licensed MWt	Net MDC*	CP Issued OL Issued Comm. Op Exp. Date	License Type & Number	1999-2004** Average Capacity Factors (Percent)
Nine Mile Point 1 Constellation Nuclear 6 MI NE of Oswego, NY 050-00220	I	BWR-MARK 1 GE 2 NIAG S&W	1850	0565	04/12/1965 12/26/1974 12/01/1969 08/22/2009	OL-FP DPR-63	72.0 94.3 88.5 99.1 88.1 100.5
Nine Mile Point 2 Constellation Nuclear 6 MI NE of Oswego, NY 050-00410	I	BWR-MARK 2 GE 5 S&W S&W	3467	1120	06/24/1974 07/02/1987 03/11/1988 10/31/2026	OL-FP NPF-69	89.3 81.1 90.3 85.8 97.5 87.9
North Anna 1 Dominion Generation 40 MI NW of Richmond, VA 050-00338	II	PWR-DRYSUB WEST 3LP S&W S&W	2893	0925	02/19/1971 04/01/1978 06/06/1978 04/01/2038	OL-FP NPF-4	103.8 92.0 87.9 100.8 80.5 91.3
North Anna 2 Dominion Generation 40 MI NW of Richmond, VA 050-00339	II	PWR-DRYSUB WEST 3LP S&W S&W	2893	0917	02/19/1971 08/21/1980 12/14/1980 08/21/2040	OL-FP NPF-7	91.4 101.8 74.4 68.6 90.4 91.7
Oconee 1 Duke Energy Nuclear, LLC 30 MI W of Greenville, SC 050-00269	II	PWR-DRYAMB B&W LLP DBDB DUKE	2568	0846	11/06/1967 02/06/1973 07/15/1973 02/06/2033	OL-FP DPR-38	83.8 84.9 94.0 89.2 70.8 97.7
Oconee 2 Duke Energy Nuclear, LLC 30 MI W of Greenville, SC 050-00270	II	PWR-DRYAMB B&W LLP DBDB DUKE	2568	0846	11/06/1967 10/06/1973 09/09/1974 10/06/2033	OL-FP DPR-47	84.4 100.9 90.2 89.2 102.1 76.3
Oconee 3 Duke Energy Nuclear, LLC 30 MI W of Greenville, SC 050-00287	II	PWR-DRYAMB B&W LLP DBDB DUKE	2568	0846	11/06/1967 07/19/1974 12/16/1974 07/19/2034	OL-FP DPR-55	99.4 88.5 72.8 100.7 85.2 77.2

(continued)

Appendix A - U.S. Commercial Nuclear Power Reactors (continued)

Unit Operating Utility Location Docket Number	NRC Region	Con Type NSSS AE Constructor	Licensed MWt	Net MDC*	CP Issued OL Issued Comm. Op Exp. Date	License Type & Number	1999-2004** Average Capacity Factors (Percent)
Oyster Creek AmerGen Energy Co., LLC 9 MI S of Toms River, NJ 050-00219	I	BWR-MARK 1 GE 2 B&R B&R	1930	0619	12/15/1964 07/02/1991 12/01/1969 04/09/2009	OL-FP DPR-16	99.4 71.9 96.4 92.8 96.9 89.1
Palisades Nuclear Management Co. 5 MI S of South Haven, MI 050-00255	III	PWR-DRYAMB COMB CE BECH BECH	2565	0730	03/14/1967 02/21/1991 12/31/1971 03/24/2011	OL-FP DPR-20	80.2 89.6 36.8 99.6 96.3 83.4
Palo Verde 1 Arizona Nuclear Power Project 36 MI W of Phoenix, AZ 050-00528	IV	PWR-DRYAMB COMB CE80 BECH BECH	3876	1243	05/25/1976 06/01/1985 01/28/1986 12/31/2024	OL-FP NPF-41	88.7 100.4 87.8 89.1 97.2 84.6
Palo Verde 2 Arizona Nuclear Power Project 36 MI W of Phoenix, AZ 050-00529	IV	PWR-DRYAMB COMB CE80 BECH BECH	3990	1335	05/25/1976 04/24/1986 09/19/1986 12/09/2025	OL-FP NPF-51	90.0 87.2 92.6 92.0 77.6 90.9
Palo Verde 3 Arizona Nuclear Power Project 36 MI W of Phoenix, AZ 050-00530	IV	PWR-DRYAMB COMB CE80 BECH BECH	3876	1247	05/25/1976 11/25/1987 01/08/1988 03/25/2027	OL-FP NPF-74	100.3 90.3 83.9 102.0 87.5 75.1
Peach Bottom 2 Exelon 17.9 MI S of Lancaster, PA 050-00277	I	BWR-MARK 1 GE 4 BECH BECH	3514	1112	01/31/1968 10/25/1973 07/05/1974 08/08/2033	OL-FP DPR-44	98.8 88.8 97.9 92.3 95.1 91.0
Peach Bottom 3 Exelon 17.9 MI S of Lancaster, PA 050-00278	I	BWR-MARK 1 GE 4 BECH BECH	3514	1112	01/31/1968 07/02/1974 12/23/1974 07/02/2034	OL-FP DPR-56	89.4 99.5 89.0 100.8 91.8 102.3

Unit Operating Utility Location Docket Number	NRC Region	Con Type NSSS AE Constructor	Licensed MWt	Net MDC*	CP Issued OL Issued Comm. Op Exp. Date	License Type & Number	1999-2004** Average Capacity Factors (Percent)
Perry 1 FirstEnergy Nuclear Operating Co. 7 MI NE of Painesville, OH 050-00440	III	BWR-MARK 3 GE 6 GIL KAIS	3758	1235	05/03/1977 11/13/1986 11/18/1987 03/18/2026	OL-FP NPF-58	89.8 93.9 71.6 92.2 79.1 94.3
Pilgrim 1 Entergy Nuclear 4 MI SE of Plymouth, MA 050-00293	I	BWR-MARK 1 GE 3 BECH BECH	2028	0685	08/26/1968 09/15/1972 12/01/1972 06/08/2012	OL-FP DPR-35	76.2 93.7 89.9 100.9 83.0 98.7
Point Beach 1 Nuclear Management Co. 13 MI NNW of Manitowoc, WI 050-00266	III	PWR-DRYAMB WEST 2LP BECH BECH	1540	0516	07/19/1967 10/05/1970 12/21/1970 10/05/2010	OL-FP DPR-24	78.4 92.3 82.9 89.0 96.1 80.1
Point Beach 2 Nuclear Management Co. 13 MI NNW of Manitowoc, WI 050-00301	III	PWR-DRYAMB WEST 2LP BECH BECH	1540	0518	07/25/1968 03/08/1973 10/01/1972 03/08/2013	OL-FP DPR-27	80.0 78.4 96.8 89.3 81.8 96.4
Prairie Island 1 Nuclear Management Co. 28 MI SE of Minneapolis, MN 050-00282	III	PWR-DRYAMB WEST 2LP FLUR NSP	1650	0522	06/25/1968 04/05/1974 12/16/1973 08/09/2013	OL-FP DPR-42	89.0 98.9 79.6 95.6 100.5 78.5
Prairie Island 2 Nuclear Management Co. 28 MI SE of Minneapolis, MN 050-00306	III	PWR-DRYAMB WEST 2LP FLUR NSP	1650	0522	06/25/1968 10/29/1974 12/21/1974 10/29/2014	OL-FP DPR-60	100.5 91.1 93.4 93.9 92.7 101.6
Quad Cities 1 Exelon 20 MI NE of Moline, IL 050-00254	III	BWR-MARK 1 GE 3 S&L UE&C	2957	0855	02/15/1967 12/14/1972 02/18/1973 12/14/2032	OL-FP DPR-29	94.1 91.3 99.6 76.2 90.9 86.6

(continued)

Appendix A - U.S. Commercial Nuclear Power Reactors (continued)

Unit Operating Utility Location Docket Number	NRC Region	Con Type NSSS AE Constructor	Licensed MWt	Net MDC*	CP Issued OL Issued Comm. Op Exp. Date	License Type & Number	1999-2004** Average Capacity Factors (Percent)
Quad Cities 2 Exelon 20 MI NE of Moline, IL 050-00265	III	BWR-MARK 1 GE 3 S&L UE&C	2511	0855	02/15/1967 12/14/1972 03/10/1973 12/14/2032	OL-FP DPR-30	97.9 92.1 93.1 87.5 93.1 82.3
River Bend 1 Entergy Nuclear 24 MI NNW of Baton Rouge, LA 050-00458	IV	BWR-MARK 3 GE 6 S&W S&W	3091	0966	03/25/1977 11/20/1985 06/16/1986 08/29/2025	OL-FP NPF-47	69.6 89.4 95.3 100.1 90.4 87.5
Salem 1 PSEG Nuclear, LLC 18 MI S of Wilmington, DE 050-00272	I	PWR-DRYAMB WEST 4LP PUBS UE&C	3459	1159	09/25/1968 08/13/1976 06/30/1977 08/13/2016	OL-FP DPR-70	82.7 92.2 80.3 89.8 94.7 73.2
Salem 2 PSEG Nuclear, LLC 18 MI S of Wilmington, DE 050-00311	I	PWR-DRYAMB WEST 4LP PUBS UE&C	3459	1116	09/25/1968 05/20/1981 10/13/1981 04/18/2020	OL-FP DPR-75	82.0 86.3 99.5 87.5 82.8 89.8
San Onofre 2 Southern California Edison Co. 4 MI SE of San Clemente, CA 050-00361	IV	PWR-DRYAMB COMB CE BECH BECH	3438	1070	10/18/1973 09/07/1982 08/08/1983 02/16/2022	OL-FP NPF-10	87.9 90.7 101.3 90.8 103.6 85.8
San Onofre 3 Southern California Edison Co. 4 MI SE of San Clemente, CA 050-00362	IV	PWR-DRYAMB COMB CE BECH BECH	3438	1080	10/18/1973 09/16/1983 04/01/1984 11/15/2022	OL-FP NPF-15	88.9 101.6 60.0 100.9 90.9 73.6
Seabrook 1 FPL Energy Seabrook 13 MI S of Portsmouth, NH 050-00443	I	PWR-DRYAMB WEST 4LP UE&C UE&C	3487	1155	07/07/1976 03/15/1990 08/19/1990 10/17/2026	OL-FP NPF-86	85.8 78.1 85.9 91.8 91.7 100.3

Unit Operating Utility Location Docket Number	NRC Region	Con Type NSSS AE Constructor	Licensed MWt	Net MDC*	CP Issued OL Issued Comm. Op Exp. Date	License Type & Number	1999-2004** Average Capacity Factors (Percent)
Sequoyah 1 Tennessee Valley Authority 9.5 MI NE of Chattanooga, TN 050-00327	II	PWR-ICECND WEST 4LP TVA TVA	3411	1148	05/27/1970 09/17/1980 07/01/1981 09/17/2020	OL-FP DPR-77	101.6 78.3 91.8 100.9 74.5 92.1
Sequoyah 2 Tennessee Valley Authority 9.5 MI NE of Chattanooga, TN 050-00328	II	PWR-ICECND WEST 4LP TVA TVA	3411	1124	05/27/1970 09/15/1981 06/01/1982 09/15/2021	OL-FP DPR-79	91.8 92.3 101.6 86.6 83.7 95.9
Shearon Harris 1 Carolina Power and Light Co. 20 MI SW of Raleigh, NC 050-00400	II	PWR-DRYAMB WEST 3LP EBSO DANI	2900	0900	01/27/1978 01/12/1987 05/02/1987 10/24/2026	OL-FP NPF-63	96.2 91.0 71.3 99.4 91.8 88.7
South Texas Project 1 STP Nuclear Operating Co. 12 MI SSW of Bay City, TX 050-00498	IV	PWR-DRYAMB WEST 4LP BECH EBSO	3853	1251	12/22/1975 03/22/1988 08/25/1988 08/20/2027	OL-FP NPF-76	88.0 78.2 94.4 99.2 62.6 101.0
South Texas Project 2 STP Nuclear Operating Co. 12 MI SSW of Bay City, TX 050-00499	IV	PWR-DRYAMB WEST 4LP BECH EBSO	3853	1251	12/22/1975 03/28/1989 06/19/1989 12/15/2028	OL-FP NPF-80	89.4 96.1 87.1 75.0 81.4 93.8
St. Lucie 1 Florida Power & Light Co. 12 MI SE of Ft. Pierce, FL 050-00335	II	PWR-DRYAMB COMB CE EBSO EBSO	2700	0839	07/01/1970 03/01/1976 12/21/1976 03/01/2036	OL-FP DPR-67	88.9 102.0 91.3 94.1 102.1 85.8
St. Lucie 2 Florida Power & Light Co. 12 MI SE of Ft. Pierce, FL 050-00389	II	PWR-DRYAMB COMB CE EBSO EBSO	2700	0839	05/02/1977 06/10/1983 08/08/1983 04/06/2043	OL-FP NPF-16	98.1 92.3 91.3 101.0 80.1 92.0

(continued)

Appendix A - U.S. Commercial Nuclear Power Reactors (continued)

Unit Operating Utility Location Docket Number	NRC Region	Con Type NSSS AE Constructor	Licensed MWt	Net MDC*	CP Issued OL Issued Comm. Op Exp. Date	License Type & Number	1999-2004** Average Capacity Factors (Percent)
Summer South Carolina Electric & Gas Co. 26 MI NW of Columbia, SC 050-00395	II	PWR-DRYAMB WEST 3LP GIL DANI	2900	0973	03/21/1973 11/12/1982 01/01/1984 08/06/2022	OL-FP NPF-12	88.2 74.9 79.9 87.2 86.9 96.4
Surry 1 Dominion Generation 17 MI NW of Newport News, VA 050-00280	II	PWR-DRYSUB WEST 3LP S&W S&W	2546	0810	06/25/1968 05/25/1972 12/22/1972 05/25/2032	OL-FP DPR-32	104.4 93.1 83.7 100.8 76.4 90.8
Surry 2 Dominion Generation 17 MI NW of Newport News, VA 050-00281	II	PWR-DRYSUB WEST 3LP S&W S&W	2546	0815	06/25/1968 01/29/1973 05/01/1973 01/29/2033	OL-FP DPR-37	83.7 92.9 94.1 91.4 78.6 98.5
Susquehanna 1 PPL Susquehanna, LLC 7 MI NE of Berwick, PA 050-00387	I	BWR-MARK 2 GE 4 BECH BECH	3489	1135	11/02/1973 11/12/1982 06/08/1983 07/17/2022	OL-FP NPF-14	92.3 85.4 98.6 82.9 96.7 80.5
Susquehanna 2 PPL Susquehanna, LLC 7 MI NE of Berwick, PA 050-00388	I	BWR-MARK 2 GE 4 BECH BECH	3489	1140	11/02/1973 06/27/1984 02/12/1985 03/23/2024	OL-FP NPF-22	81.3 97.3 86.3 95.6 86.7 100.4
Three Mile Island 1 AmerGen Energy Co. 10 MI SE of Harrisburg, PA 050-00289	I	PWR-DRYAMB B&W LLP GIL UE&C	2568	0802	05/18/1968 04/19/1974 09/02/1974 04/19/2014	OL-FP DPR-50	77.4 103.5 78.7 104.1 88.3 103.2
Turkey Point 3 Florida Power & Light Co. 25 MI S of Miami, FL 050-00250	II	PWR-DRYAMB WEST 3LP BECH BECH	2300	0693	04/27/1967 07/19/1972 12/14/1972 07/19/2032	OL-FP DPR-31	100.7 93.4 91.0 102.4 89.7 77.8

Unit Operating Utility Location Docket Number	NRC Region	Con Type NSSS AE Constructor	Licensed MWt	Net MDC*	CP Issued OL Issued Comm. Op Exp. Date	License Type & Number	1999-2004** Average Capacity Factors (Percent)
Turkey Point 4 Florida Power & Light Co. 25 MI S of Miami, FL 050-00251	II	PWR-DRYAMB WEST 3LP BECH BECH	2300	0693	04/27/1967 04/10/1973 09/07/1973 04/10/2033	OL-FP DPR-41	94.5 91.9 100.6 96.4 91.6 99.9
Vermont Yankee Entergy Nuclear 5 MI S of Brattleboro, VT 050-00271	I	BWR-MARK 1 GE 4 EBSO EBSO	1593	0510	12/11/1967 02/28/1973 11/30/1972 03/21/2012	OL-FP DPR-28	90.9 101.5 93.4 88.7 99.5 86.1
Vogtle 1 Southern Nuclear Operating Co. 26 MI SE of Augusta, GA 050-00424	II	PWR-DRYAMB WEST 4LP SBEC GPC	3565	1152	06/28/1974 03/16/1987 06/01/1987 01/16/2027	OL-FP NPF-68	93.5 91.2 100.9 85.9 93.3 100.4
Vogtle 2 Southern Nuclear Operating Co. 26 MI SE of Augusta, GA 050-00425	II	PWR-DRYAMB WEST 4LP SBEC GPC	3565	1149	06/28/1974 03/31/1989 05/20/1989 02/09/2029	OL-FP NPF-81	87.0 102.4 94.0 83.6 96.7 90.8
Waterford 3 Entergy Nuclear 20 MI W of New Orleans, LA 050-00382	IV	PWR-DRYAMB COMB CE EBSO EBSO	3441	1104	11/14/1974 03/16/1985 09/24/1985 12/18/2024	OL-FP NPF-38	79.0 89.8 101.3 94.0 90.3 99.6
Watts Bar 1 Tennessee Valley Authority 10 MI S of Spring City, TN 050-00390	II	PWR-ICECND WEST 4LP TVA TVA	3459	1121	01/23/1973 02/07/1996 05/27/1996 11/09/2035	OL NPF-90	84.4 92.4 97.7 92.1 87.1 100.1
Wolf Creek 1 Wolf Creek Nuclear Operating Corp. 3.5 MI NE of Burlington, KS 050-00482	IV	PWR-DRYAMB WEST 4LP BECH DANI	3565	1166	05/31/1977 06/04/1985 09/03/1985 03/11/2025	OL-FP NPF-42	89.3 88.3 101.0 88.6 87.1 98.9

*Data compiled by Nuclear Energy Institute.

**Note: Average capacity factors are listed in year order starting with 1999.

Source: Nuclear Energy Institute Web Site.

U.S. Commercial Nuclear Power Reactors Formerly Licensed To Operate (Permanently Shut Down)

Unit Location	Reactor Type MWt	OL Issued Shut Down	Decommissioning Alternative Selected Current Status
Big Rock Point Charlevoix, MI	BWR 240	05/01/1964 08/29/1997	DECON DECON
Bonus * Punta Higuera, PR	BWR 50	04/02/1964 06/01/1968	ENTOMB ENTOMB
CVTR ** Parr, SC	PTHW 65	11/27/1962 01/01/1967	SAFSTOR SAFSTOR
Dresden 1 Morris, IL	BWR 700	09/28/1959 10/31/1978	SAFSTOR SAFSTOR
Elk River * Elk River, MN	BWR 58	11/06/1962 02/01/1968	DECON DECON Completed
Fermi 1 Newport, MI	SCF 200	05/10/1963 09/22/1972	SAFSTOR SAFSTOR
Fort St. Vrain Platteville, CO	HTG 842	12/21/1973 08/18/1989	DECON DECON Completed
GE VBWR Pleasanton, CA	BWR 50	08/31/1957 12/09/1963	SAFSTOR SAFSTOR
Haddam Neck Meriden, CT	PWR 1825	12/27/1974 12/05/1996	DECON DECON
Hallam * Hallam, NE	SCGM 256	01/02/1962 09/01/1964	ENTOMB ENTOMB
Humboldt Bay 3 Eureka, CA	BWR 200	08/28/1962 07/02/1976	SAFSTOR SAFSTOR
Indian Point 1 Buchanan, NY	PWR 615	03/26/1962 10/31/1974	SAFSTOR SAFSTOR
La Crosse Genoa, WI	BWR 165	07/03/1967 04/30/1987	SAFSTOR SAFSTOR
Maine Yankee Wiscasset, ME	PWR 2700	06/29/1973 12/06/1996	DECON DECON
Millstone 1 Waterford, CT	BWR 2011	10/31/1986 07/21/1998	SAFSTOR SAFSTOR

(continued)

Appendix B - U.S. Commercial Nuclear Power Reactors Formerly Licensed To Operate *(continued)*

Unit Location	Reactor Type MWt	OL Issued Shut Down	Decommissioning Alternative Selected Current Status
Pathfinder Sioux Falls, SD	BWR 190	03/12/1964 09/16/1967	SAFSTOR DECON Completed
Peach Bottom 1 Peach Bottom, PA	HTG 115	01/24/1966 10/31/1974	SAFSTOR SAFSTOR
Piqua * Piqua, OH	OCM 46	08/23/1962 01/01/1966	ENTOMB ENTOMB
Rancho Seco Herald, CA	PWR 2772	08/16/1974 06/07/1989	DECON DECON in progress
San Onofre 1 San Clemente, CA	PWR 1347	03/27/1967 11/30/1992	DECON DECON in progress
Saxton Saxton, PA	PWR 23.5	11/15/1961 05/01/1972	DECON DECON in progress
Shippingport * Shippingport, PA	PWR 236	N/A 1982	DECON DECON Completed
Shoreham Wading River, NY	BWR 2436	04/21/1989 06/28/1989	DECON DECON Completed
Three Mile Island 2 Londonderry Township, PA	PWR 2770	02/08/1978 03/28/1979	(1)
Trojan Rainier, OR	PWR 3411	11/21/1975 11/09/1992	DECON DECON in progress
Yankee-Rowe Franklin County, MA	PWR 0600	12/24/1963 10/01/1991	DECON DECON in progress
Zion 1 Zion, IL	PWR 3250	10/19/1973 02/21/1997	SAFSTOR SAFSTOR
Zion 2 Zion, IL	PWR 3250	11/14/1973 09/19/1996	SAFSTOR SAFSTOR

* AEC/DOE owned; not regulated by NRC.

** Holds byproduct license from State of South Carolina.

Notes: See Glossary for definitions of decommissioning alternatives.

(1) Three Mile Island 2 has been placed in a post-defueling monitored storage mode until Unit 1 permanently ceases operation, at which time both units are planned to be decommissioned.

Source: DOE Integrated Data Base for 1990; U.S. Spent Fuel and Radioactive Waste, Inventories, Projections, and Characteristics (DOE/RW-0006, Rev. 6), and Nuclear Regulatory Commission

Canceled U.S. Commercial Nuclear Power Reactors

Unit Utility	Con Type MWe per Unit	Canceled Date Status
Allens Creek 1 Houston Lighting & Power Company	BWR 1150	1982 Under CP Review
Allens Creek 2 Houston Lighting & Power Company	BWR 1150	1976 Under CP Review
Atlantic 1 & 2 Public Service Electric & Gas Company	PWR 1150	1978 Under CP Review
Bailly Northern Indiana Public Service Company	BWR 645	1981 With CP
Barton 1 & 2 Alabama Power & Light	BWR 1159	1977 Under CP Review
Barton 3 & 4 Alabama Power & Light	BWR 1159	1975 Under CP Review
Bellefonte 1 & 2 Tennessee Valley Authority	PWR 1235	(1) With CP
Black Fox 1 & 2 Public Service Company of Oklahoma	BWR 1150	1982 Under CP Review
Blue Hills 1 & 2 Gulf States Utilities Company	PWR 918	1978 Under CP Review
Callaway 2 Union Electric Company	PWR 1150	1981 With CP
Cherokee 1 Duke Power Company	PWR 1280	1983 With CP
Cherokee 2 & 3 Duke Power Company	PWR 1280	1982 With CP
Clinch River Project Management Corp.; DOE; TVA	LMFB 350	1983 Under CP Review
Clinton 2 Illinois Power Company	BWR 933	1983 With CP
Davis-Besse 2 & 3 Toledo Edison Company	PWR 906	1981 Under CP Review
Douglas Point 1 & 2 Potomac Electric Power Company	BWR 1146	1977 Under CP Review

(continued)

Appendix C - Cancelled U.S. Commercial Nuclear Power Reactors *(continued)*

Unit Utility	Con Type MWe per Unit	Canceled Date Status
Erie 1 & 2 Ohio Edison Company	PWR 1260	1980 Under CP Review
Forked River 1 Jersey Central Power & Light Company	PWR 1070	1980 With CP
Fort Calhoun 2 Omaha Public Power District	PWR 1136	1977 Under CP Review
Fulton 1 & 2 Philadelphia Electric Company	HTG 1160	1975 Under CP Review
Grand Gulf 2 Entergy Operations, Incorporated	BWR 1250	1990 With CP
Greene County Power Authority of the State of NY	PWR 1191	1980 Under CP Review
Greenwood 2 & 3 Detroit Edison Company	PWR 1200	1980 Under CP Review
Hartsville A1 & A2 Tennessee Valley Authority	BWR 1233	1984 With CP
Hartsville B1 & B2 Tennessee Valley Authority	BWR 1233	1982 With CP
Haven 1 Wisconsin Electric Power Company	PWR 900	1980 Under CP Review
Haven 2 (formerly Koshkonong 2) Wisconsin Electric Power Company	PWR 900	1978 Under CP Review
Hope Creek 2 Public Service Electric & Gas Company	BWR 1067	1981 With CP
Jamesport 1 & 2 Long Island Lighting Company	PWR 1150	1980 With CP
Marble Hill 1 & 2 Public Service of Indiana	PWR 1130	1985 With CP
Midland 1 Consumers Power Company	PWR 492	1986 With CP
Midland 2 Consumers Power Company	PWR 818	1986 With CP
Montague 1 & 2 Northeast Nuclear Energy Company	BWR 1150	1980 Under CP Review
New England 1 & 2 New England Power Company	PWR 1194	1979 Under CP Review

Unit Utility	Con Type MWe per Unit	Canceled Date Status
New Haven 1 & 2	PWR	1980
New York State Electric & Gas Corporation	1250	Under CP Review
North Anna 3	PWR	1982
Virginia Electric & Power Company	907	With CP
North Anna 4	PWR	1980
Virginia Electric & Power Company	907	With CP
North Coast 1	PWR	1978
Puerto Rico Water Resources Authority	583	Under CP Review
Palo Verde 4 & 5	PWR	1979
Arizona Public Service Company	1270	Under CP Review
Pebble Springs 1 & 2	PWR	1982
Portland General Electric Company	1260	Under CP Review
Perkins 1, 2, & 3	PWR	1982
Duke Power Company	1280	Under CP Review
Perry 2	BWR	1994
Cleveland Electric Illuminating Co.	1205	Under CP Review
Phipps Bend 1 & 2	BWR	1982
Tennessee Valley Authority	1220	With CP
Pilgrim 2	PWR	1981
Boston Edison Company	1180	Under CP Review
Pilgrim 3	PWR	1974
Boston Edison Company	1180	Under CP Review
Quanicassee 1 & 2	PWR	1974
Consumers Power Company	1150	Under CP Review
River Bend 2	BWR	1984
Gulf States Utilities Company	934	With CP
Seabrook 2	PWR	1988
Public Service Co. of New Hampshire	1198	With CP
Shearon Harris 2	PWR	1983
Carolina Power & Light Company	900	With CP
Shearon Harris 3 & 4	PWR	1981
Carolina Power & Light Company	900	With CP
Skagit/Hanford 1 & 2	PWR	1983
Puget Sound Power & Light Company	1277	Under CP Review
Sterling	PWR	1980
Rochester Gas & Electric Corporation	1150	With CP

(continued)

Appendix C - Cancelled U.S. Commercial Nuclear Power Reactors *(continued)*

Unit Utility	Con Type MWe per Unit	Canceled Date Status
Summit 1 & 2 Delmarva Power & Light Company	HTG 1200	1975 Under CP Review
Sundesert 1 & 2 San Diego Gas & Electric Company	PWR 974	1978 Under CP Review
Surry 3 & 4 Virginia Electric & Power Company	PWR 882	1977 With CP
Tyrone 1 Northern States Power Company	PWR 1150	1981 Under CP Review
Tyrone 2 Northern States Power Company	PWR 1150	1974 With CP
Vogtle 3 & 4 Georgia Power Company	PWR 1113	1974 With CP
Washington Nuclear 1 Energy Northwest	PWR 1266	1995 With CP
Washington Nuclear 3 Energy Northwest	PWR 1242	1995 With CP
Washington Nuclear 4 Energy Northwest	PWR 1218	1982 With CP
Washington Nuclear 5 Energy Northwest	PWR 1242	1982 With CP
Watts Bar 2 Tennessee Valley Authority	PWR 1165	(1) With CP
Yellow Creek 1 & 2 Tennessee Valley Authority	BWR 1285	1984 With CP
Zimmer 1 Cincinnati Gas & Electric Company	BWR 810	1984 With CP

Note: Cancellation is defined as public announcement of cancellation or written notification to NRC. Only docketed applications are indicated.

(1) Bellefonte 1 and 2, Watts Bar 2 and Washington Nuclear 1 have not been formally cancelled; however TVA has stopped construction and is presently evaluating options (e.g. cancellation or conversion).

Source: DOE/EIA Commercial Nuclear Power 1991 (DOE/EIA-0438 (91)), Appendix E (page 105) and Nuclear Regulatory Commission

U.S. Commercial Nuclear Power Reactors by Licensee

Utility	Unit
Ameren UE	Callaway
AmerGen Energy Company	Clinton
	Oyster Creek
	Three Mile Island 1
Arizona Public Service Company	Palo Verde 1, 2, & 3
Carolina Power & Light	Brunswick 1 & 2
	H. B. Robinson 2
	Shearon Harris 1
Constellation Nuclear	Calvert Cliffs 1 & 2
	Ginna
	Nine Mile Point 1 & 2
Detroit Edison Company	Fermi 2
Dominion Generation	Millstone 2 & 3
	North Anna 1 & 2
	Surry 1 & 2
Duke Energy Nuclear, LLC	Catawba 1 & 2
	McGuire 1 & 2
	Oconee 1, 2, & 3
Energy Northwest	Columbia
Entergy Nuclear Generation Company	Arkansas Nuclear 1 & 2
	James A. FitzPatrick
	Grand Gulf 1
	Pilgrim 1
	River Bend 1
	Vermont Yankee
	Waterford 3
Entergy Nuclear Operations, Inc.	Indian Point 2 & 3
	James A. Fitzpatrick
Exelon Generation Co., LLC	Braidwood 1 & 2
	Byron 1 & 2
	Dresden 2 & 3
	La Salle County 1 & 2
	Limerick 1 & 2
	Peach Bottom 2 & 3
	Quad Cities 1 & 2

(continued)

Appendix D - U.S. Commercial Nuclear Power Reactors by Licensee *(continued)*

Utility	Unit
FirstEnergy Nuclear Operating Company	Beaver Valley 1 & 2 Davis-Besse Perry 1
Florida Power & Light Company	St. Lucie 1 & 2 Turkey Point 3 & 4
Florida Power Corporation	Crystal River 3
FPL Energy Seabrook	Seabrook 1
Indiana/Michigan Power Company	D. C. Cook 1 & 2
Nebraska Public Power District	Cooper
Nuclear Management Company	Duane Arnold Kewaunee Monticello Palisades Point Beach 1 & 2 Prairie Island 1 & 2 Fort Calhoun
Omaha Public Power District	Diablo Canyon 1 & 2
Pacific Gas & Electric Company	Susquehanna 1 & 2
PPL Susquehanna, LLC	Hope Creek 1
PSEG Nuclear, LLC	Salem 1 & 2 Summer
South Carolina Electric & Gas Company	San Onofre 2 & 3
Southern California Edison Company	Edwin I. Hatch 1 & 2 Joseph M. Farley 1 & 2 Vogtle 1 & 2
Southern Nuclear Operating Company	South Texas Project 1 & 2
STP Nuclear Operating Company	Browns Ferry 1, 2, & 3 Sequoyah 1 & 2 Watts Bar 1
Tennessee Valley Authority	Comanche Peak 1 & 2 Wolf Creek 1
TXU Generation Company, LP	
Wolf Creek Nuclear Operating Corporation	

Source: Nuclear Regulatory Commission

U.S. Nuclear Research and Test Reactors (Operating) Regulated by NRC

Licensee Location	Reactor Type OL Issued	Power Level (kW)	License Number Docket Number
Aerotest San Ramon, CA	TRIGA (Indus) 07/02/1965	250	R-98 50-228
Armed Forces Radiobiology Research Institute Bethesda, MD	TRIGA 06/26/1962	1,100	R-84 50-170
Dow Chemical Company Midland, MI	TRIGA 07/03/1967	300	R-108 50-264
General Electric Company Sunol, CA	Nuclear Test 10/31/1957	100	R-33 50-73
Idaho State University Pocatello, ID	AGN-201 #103 10/11/1967	0.005	R-110 50-284
Kansas State University Manhattan, KS	TRIGA 10/16/1962	250	R-88 50-188
Massachusetts Institute of Technology Cambridge, MA	HWR Reflected 06/09/1958	5,000	R-37 50-20
National Institute of Standards & Technology Gaithersburg, MD	Nuclear Test 05/21/1970	20,000	TR-5 50-184
North Carolina State University Raleigh, NC	Pulstar 08/25/1972	1,000	R-120 50-297
Ohio State University Columbus, OH	Pool 02/24/1961	500	R-75 50-150
Oregon State University Corvallis, OR	TRIGA Mark II 03/07/1967	1,100	R-106 50-243
Pennsylvania State University University Park, PA	TRIGA 07/08/1955	1,100	R-2 50-5
Purdue University West Lafayette, IN	Lockheed 08/16/1962	1	R-87 50-182

(continued)

Appendix E - U.S. Nuclear Research and Test Reactors (Operating) Regulated by NRC *(continued)*

Licensee Location	Reactor Type OL Issued	Power Level (kW)	License Number Docket Number
Reed College Portland, OR	TRIGA Mark I 07/02/1968	250	R-112 50-288
Rensselaer Polytechnic Institute Troy, NY	Critical Assembly 07/03/1964	0.1	CX-22 50-225
Rhode Island Atomic Energy Commission Narragansett, RI	GE Pool 07/23/1964	2,000	R-95 50-193
Texas A&M University College Station, TX	AGN-201M #106 08/26/1957	0.005	R-23 50-59
Texas A&M University College Station, TX	TRIGA 12/07/1961	1,000	R-128 50-128
U.S. Geological Survey Denver, CO	TRIGA Mark I 02/24/1969	1,000	R-113 50-274
University of Arizona Tucson, AZ	TRIGA Mark I 12/05/1958	110	R-52 50-113
University of California/Davis Sacramento, CA	TRIGA 08/13/1998	2,300	R-130 50-607
University of California/ Irvine Irvine, CA	TRIGA Mark I 11/24/1969	250	R-116 50-326
University of Florida Gainesville, FL	Argonaut 05/21/1959		R-56 50-83
University of Massachusetts/ Lowell Lowell, MA	GE Pool 12/24/1974	1,000	R-125 50-223
University of Maryland College Park, MD	TRIGA 10/14/1960	250	R-70 50-166
University of Missouri/Rolla Rolla, MO	Pool 11/21/1961	200	R-79 50-123
University of Missouri/Columbia Columbia, MO	Tank 10/11/1966	10,000	R-103 50-186
University of New Mexico Albuquerque, NM	AGN-201M#112 09/17/1966	0.005	R-102 50-252

Licensee Location	Reactor Type OL Issued	Power Level (kW)	License Number Docket Number
University of Texas Austin, TX	TRIGA Mark II 01/17/1992	1,100	R-92 50-602
University of Utah Salt Lake City, UT	TRIGA Mark I 09/30/1975	100	R-126 50-407
University of Wisconsin Madison, WI	TRIGA 11/23/1960	1,000	R-74 50-156
Washington State University Pullman, WA	TRIGA 03/06/1961	1,000	R-76 50-27
Worcester Polytechnic Institute Worcester, MA	GE 12/16/1959	10	R-61 50-134

Source: Nuclear Regulatory Commission

U.S. Research and Test Reactors (Under Decommissioning) Regulated by NRC

Licensee Location	Reactor Type Power Level (kW)	OL Issued Shutdown	Decommissioning Alternative Selected Current Status
Cornell University Ithaca, NY	TRIGA Mark II 500	01/11/1962 4/21/2003	DECON SAFSTOR ¹
Cornell University Ithaca, NY	Tank (ZPR) 0.1	12/11/62 2/12/97	DECON SAFSTOR ¹
General Atomics San Diego, CA	TRIGA Mark F 1,500	7/01/60 9/7/94	DECON SAFSTOR ²
General Atomics San Diego, CA	TRIGA Mark I 250	5/03/58 12/17/96	DECON DECON
General Electric Company Sunol, CA	GETR (Tank) 50,000	1/7/59 6/26/85	SAFSTOR SAFSTOR
General Electric Company Sunol, CA	EVESR 17,000	11/12/63 2/1/67	SAFSTOR SAFSTOR
Manhattan College Riverdale, NY	ZPR 0.0001	3/24/64 12/96	DECON DECON in progress
National Aeronautics and Space Administration Sandusky, OH	Test 60,000	5/2/62 7/7/73	DECON DECON in progress
National Aeronautics and Space Administration Sandusky, OH	Mockup 100	6/14/61 7/7/73	DECON DECON in progress
University of Buffalo Buffalo, NY	Pulstar 2,000	3/24/61 7/23/96	DECON SAFSTOR ²
University of Illinois Urbana, IL	TRIGA 1,500	7/22/69 4/12/99	DECON DECON in progress
University of Michigan Ann Arbor, MI	Pool 2,000	09/13/57 1/29/04	DECON SAFSTOR ¹
University of Virginia Charlottesville, VA	Pool 0.1	9/24/74 1/88	DECON DECON in progress

(continued)

Appendix F - Research and Test Reactors (Under Decommissioning) Regulated by the NRC *(continued)*

Licensee Location	Reactor Type Power Level (kW)	OL issued Shutdown	Decommissioning Alternative Selected Current Status
University of Virginia Charlottesville, VA	Pool 2,000	6/24/60 6/30/98	DECON DECON in progress
University of Washington Seattle, Washington	Argonaut 100	3/31/61 6/30/88	DECON DECON
Veterans Administration Omaha, NE	TRIGA 20	6/26/59 11/05/01	DECON SAFSTOR ¹
Viacom Waltz Mill, PA	Tank 20,000	6/19/59 3/25/63	SAFSTOR SAFSTOR

¹ In SAFSTOR while Decommissioning Plan is under review

² Plan to commence DECON once fuel removed from site

Source: Nuclear Regulatory Commission

NRC Performance Indicators: Annual Industry Averages, Fiscal Years 1991–2004

Indicator	1991	1992	1993	1994	1995	1996	1997
Automatic Scrams	1.57	1.52	1.18	1.05	1.04	0.80	0.54
Safety System Actuations	1.06	0.81	0.81	0.62	0.46	0.39	0.35
Significant Events	0.40	0.25	0.26	0.21	0.17	0.08	0.10
Safety System Failures	3.44	3.78	3.09	2.32	2.03	2.89	2.71
Forced Outage Rate	7.90	8.89	7.79	9.40	6.76	7.54	10.21
Equipment Forced Outage Rate	0.36	0.35	0.24	0.26	0.23	0.24	0.24
Collective Radiation Exposure	286.00	277.00	244.00	215.00	202.00	178.00	176.00

Indicator	1998	1999	2000	2001	2002	2003	2004
Automatic Scrams	0.48	0.64	0.52	0.57	0.44	0.75	0.56
Safety System Actuations	0.31	0.29	0.29	0.19	0.18	0.40	0.24
Significant Events	0.04	0.03	0.02	0.05	0.04	0.02	0.02
Safety System Failures	2.76	1.67	1.37	0.81	0.88	0.95	0.74
Forced Outage Rate	10.73	5.20	4.24	3.00	1.70	3.04	1.88
Equipment Forced Outage Rate	0.18	0.16	0.13	0.12	0.12	0.16	0.15
Collective Radiation Exposure	140.00	128.00	115.00	123.00	111.00	125.00	102.00

Source: Licensee data as compiled by the Nuclear Regulatory Commission

Locations of Uranium Milling Facilities

The facilities listed are under the authority of the NRC to produce byproduct material.

Licensee	Site Name/Location
In Situ Leach Facilities	
Cogema Mining, Inc.	Irigaray/ChR, Wyoming
Power Resources, Inc.	Smith Ranch, Highlands, Ruth, and North Butte, Wyoming
Crow Butte Resources, Inc.	Crow Butte, Nebraska
Hydro Resources, Inc.	Crown Point, New Mexico
Conventional Uranium Milling Facilities	
International Uranium Corp.	White Mesa, Utah*
Umetco Minerals Corp.	Gas Hills, Wyoming
Western Nuclear Inc.	Split Rock, Wyoming
Pathfinder Mines Corp.	Lucky Mc, Wyoming
American Nuclear Corp.	ANC, Wyoming
Pathfinder Mines Corp.	Shirley Basin, Wyoming
Petrotomics Co.	Shirley Basin, Wyoming
Exxon Mobil Corp.	Highlands, Wyoming
Bear Creek Uranium Co.	Bear Creek, Wyoming
Kennecott Uranium Corp.	Sweetwater, Wyoming
Homestake Mining Co.	Homestake, New Mexico
Rio Algom Mining LLC.	Ambrosia Lake, New Mexico
UNC Mining & Milling	Churchrock, New Mexico

*International Uranium Corporation located in White Mesa, Utah is regulated by Utah, an agreement state.

Dry Spent Fuel Storage Designs: NRC Approved for General Use

Vendor	Storage Design Model
General Nuclear Systems, Incorporated	CASTOR V/21
NAC International, Inc.	NAC S/T
NAC International, Inc.	NAC-C28 S/T
BNL Fuel Solutions, Corporation	VSC-24
Holtec International	HI-STAR 100
Holtec International	HI-STORM 100
NAC International, Inc.	NAC-MPC
NAC International, Inc.	NAC-UMS
Transnuclear, Inc.	TN-24 TN-68 TN-32, 32A, 32B NUHOMS-24P, 24PH3 NUHOMS-61BT NUHOMS-52B NUHOMS-32PT NUHOMS-24PT
BNFL Fuel Solutions	Fuel Solutions

Source: Nuclear Regulatory Commission (10 CFR 72.214), data as of 12/31/2004.

Dry Spent Fuel Storage Licensees

Reactor Utility	Date Issued	Vendor	Storage Model
Surry 1, 2 Virginia Electric & Power Company	07/02/1986	Generals Nuclear Systems, Incorporated Transnuclear, Incorporated NAC International, Incorporated Westinghouse, Incorporated	CASTOR V/21 TN-32 NAC-128 CASTOR X/33 MC-10
H. B. Robinson 2 Carolina Power & Light Company	08/13/1986	Transnuclear, Incorporated	NUHOMS-7P
Oconee 1, 2, 3 Duke Energy Company	01/29/1990 Under General License 03/05/1999	Transnuclear, Incorporated	NUHOMS-24P
Fort St. Vrain* Department of Energy	11/04/1991	FW Energy Applications, Incorporated	Modular Vault Dry Store
Calvert Cliffs 1, 2 Calvert Cliffs Nuclear Power Plant	11/25/1992	Transnuclear, Incorporated	NUHOMS-24P NUHOMS-32P
Palisades Nuclear Management Company, LLC	Under General License 05/11/93	BNFL Fuel Solutions	VSC-24 NUHOMS-32PT
Prairie Island 1, 2 Nuclear Management Company, LLC	10/19/1993	Transnuclear, Incorporated	TN-40
Point Beach 1, 2 Nuclear Management Company, LLC	Under General License 05/26/96	BNFL Fuel Solutions	VSC-24 NUHOMS-32PT
Davis-Besse First Energy Nuclear Operating Company	Under General License 01/01/96	Transnuclear, Incorporated	NUHOMS-24P
Arkansas Nuclear 1, 2 Entergy Operations, Inc	Under General License 12/17/96	BNFL Fuel Solutions Holtec International	VSC-24 HI-STORM 100
North Anna Virginia Electric & Power Company	06/30/1998	Transnuclear, Incorporated	TN-32
Trojan Portland General Electric Corp	03/31/1999	Holtec International	HI-STORM 100
INEEL ISFSI TMI-2 Fuel Debris Department of Energy	03/19/1999	Transnuclear, Incorporated	NUHOMS-12T
Susquehanna Pennsylvania Power & Light	Under General License 10/18/99	Transnuclear, Incorporated Incorporated	NUHOMS-52B NUHOMS-61BT

(continued)

Appendix J - Dry Spent Fuel Storage Licensees (continued)

Reactor Utility	Date Issued	Vendor	Storage Model
Peach Bottom 2, 3 Exelon Generating Company	Under General License 06/12/2000	Transnuclear, Incorporated	TN-68
Hatch 1, 2 Southern Nuclear Operating	Under General License 07/06/2000	Holtec International	HI-STAR 100 HI-STORM 100
Dresden 1, 2, 3 Exelon Generating	Under General License 07/10/2000	Holtec International	HI-STAR 100 HI-STORM 100
Rancho Seco Sacramento Municipal Utility District	06/30/2000	Transnuclear, Incorporated	NUHOMS-24 P
McGuire Duke Power	Under General License 02/01/2001	Transnuclear Incorporated	TN-32
Big Rock Point Consumers Energy	Under General License 11/18/02	BNFL Fuel Solutions	Fuel Solutions W74
James A. FitzPatrick Entergy Nuclear Operations, Incorporated	Under General License 04/25/02	Holtec International	HI-STORM 100
Maine Yankee Maine Yankee Atomic Power Company	Under General License 08/24/02	NAC International, Incorporated	NAC-UMS
Columbia Generating Station Energy North West	Under General License 09/02/02	Holtec International	HI-STORM 100
Oyster Creek AmeriGen Energy Company	Under General License 04/11/02	Transnuclear, Incorporated	NUHOMS-61BT
Yankee Rowe Yankee Atomic Electric	Under General License 06/26/02	NAC International, Incorporated	NAC-MPC
Duane Arnold Nuclear Management Corporation	Under General License 09/01/03	Transnuclear, Incorporated	NUHOMS-61BT
Palo Verde Arizona Public Service Company	Under General License 03/15/03	NAC International, Incorporated	NAC-UMS
San Onofre Southern California Edison Company	Under General License 10/03/03	Transnuclear, Incorporated	NUHOMS-24PT
Diablo Canyon Pacific Gas & Electric	03/22/04	Holtec International	HI-STORM 100
Haddam Neck CT Yankee Atomic Power	Under General License 05/21/04	NAC International, Incorporated	NAC-MPC
Sequoyah Tennessee Valley Authority	Under General License 07/13/04	Holtec International	HI-STORM 1005
Idaho Spent Fuel Facility Foster Wheeler Environmental Corp.	11/30/04	Multiple	Multiple

*Plant undergoing decommissioning. Transferred to DOE 6/4/99.

Source: Nuclear Regulatory Commission

World List of Nuclear Power Reactors

Country	In Operation		Under Construction, on Order, or Construction Halted		Total	
	Number of Units	Net MWe	Number of Units	Net MWe	Number of Units	Net MWe
Argentina	2	935	1	692	3	1,627
Armenia	1	376	0	0	1	376
Belgium	7	5,801	0	0	7	5,801
Brazil	2	1,901	1	1,275	3	3,176
Bulgaria	4	2,722	0	0	4	2,722
Canada	22	15,222	0	0	22	15,222
China	9	6,684	2	2,000	11	8,684
China, Taiwan	6	4,884	2	2,600	8	7,484
Czech Republic	4	1,648	2	1,824	6	3,472
Finland	4	2,656	1	1,600	5	4,256
France	59	63,363	0	0	59	63,363
Germany	18	20,643	0	0	18	20,643
Hungary	4	1,755	0	0	4	1,755
India	14	2,550	9	4,122	23	6,672
Iran	0	0	1	915	1	915
Japan	53	45,218	4	3,483	57	48,701
Lithuania	1	1,187	0	0	1	1,187
Mexico	2	1,330	0	0	2	1,330
Netherlands	1	449	0	0	1	449
North Korea	0	0	2	2000	2	2000
Pakistan	2	425	0	0	2	425
Romania	1	655	4	2,620	5	3,275
Russia	31	20,843	6	5,275	37	26,118
Slovakia	6	2,442	2	810	8	3,252
Slovenia	1	656	0	0	1	656
South Africa	2	1,800	0	0	2	1,800
South Korea	19	15,850	7	7,760	26	23,610
Spain	9	7,584	0	0	9	7,584
Sweden	11	9,451	0	0	11	9,451
Switzerland	5	3,220	0	0	5	3,220
Ukraine	13	11,207	5	4,850	18	11,207
United Kingdom	23	11,852	0	0	23	11,852
United States	104	100,460	3	3,603	107	104,063
Total	440	365,769	52	47,896	492	411,098

Note: Operable, under construction or on order (30 MWe and over) or construction halted as of December 31, 2004.

Source: Copyright 2005. Reprinted with permission by the American Nuclear Society.

Nuclear Power Units by Reactor Type, Worldwide

Reactor Type	In Operation		Total	
	Number of Units	Net MWe	Number of Units	Net MWe
Pressurized light-water reactors	262	236,592	294	268,679
Boiling light-water reactors	94	83,148	98	88,119
Gas-cooled reactors, all types	22	10,664	22	10,664
Heavy-water reactors, all types	44	23,166	55	28,266
Graphite-moderated light-water reactors	16	11,406	17	12,331
Liquid metal cooled fast-breeder reactors	2	793	6	3,039
Total	440	365,769	492	411,098

Note: Operable, under construction, on order (30 MWe and over) as of 12/31/04.

Source: Copyright 2005. Reprinted with permission by the American Nuclear Society.

Top Fifty Reactors by Capacity Factor, Worldwide

Country	Unit	Reactor Type	Vendor	2004 Gross Generation (MWh)	2004 Gross Capacity Factor (Percent)
Japan	Ikata-3	PWR	MHI	8,137,471	104.09
South Korea	Ulchin-4	PWR	KHIC-CE	9,073,680	103.30
Japan	Genkai-1	PWR	MHI	5,026,362	102.36
Japan	Shimane-1	BWR	Hitachi	4,119,607	101.95
South Korea	Kori-2	PWR	West	5,818,249	101.90
U.S.	Indian Point-3	PWR	West	9,066,465	101.89
U.S.	Comanche Peak-2	PWR	West	10,439,312	101.32
Japan	Onagawa-2	BWR	Toshiba	7,335,163	101.22
Japan	Hamaoka-3	BWR	Toshiba	9,775,472	101.17
U.S.	Arkansas Nuclear One-2	PWR	CE	8,979,704	100.92
U.S.	Limerick-2	BWR	GE	10,295,100	100.78
U.S.	Braidwood-2	PWR	West	10,713,955	100.77
U.S.	South Texas-1	PWR	West	11,639,878	100.77
U.S.	Byron-1	PWR	West	10,943,409	100.31
U.S.	Prairie Island-2	PWR	West	4,916,260	99.94
U.S.	LaSalle-2	BWR	GE	10,305,959	99.60
U.S.	Ginna	PWR	West	4,522,226	99.58
U.S.	Vogtle-1	PWR	West	10,623,465	99.54
U.S.	Waterford-3	PWR	CE	10,065,166	99.38
Spain	Almaraz-1	PWR	West	8,521,614	98.99
Spain	Garona	BWR	GE	4,049,589	98.93
U.S.	Peach Bottom-3	BWR	GE	10,247,300	98.70
U.S.	Beaver Valley-2	PWR	West	7,688,732	98.57
U.S.	Crystal River-3	PWR	B&W	7,656,628	98.49
Taiwan	Maanshan-2	PWR	West	8,227,036	98.40
U.S.	Browns Ferry-2	BWR	GE	9,980,289	98.37
Taiwan	Chinshan-2	BWR	GE	5,493,442	98.33
U.S.	Surry-2	PWR	West	7,314,531	98.31
U.S.	Three Mile Island-1	PWR	B&W	7,675,119	98.18
U.S.	Wolf Creek	PWR	West	10,526,533	97.75
U.S.	Millstone-2	PWR	CE	7,866,814	97.61
U.S.	Monticello	BWR	GE	5,232,360	97.13

(continued)

Appendix M - Top Fifty Reactors by Capacity Factor, Worldwide (continued)

Country	Unit	Reactor Type	Vendor	2004 Gross Generation (MWh)	2004 Gross Capacity Factor (Percent)
U.S.	Summer	PWR	West	8,576,330	97.10
South Africa	Koeberg-2	PWR	Fram	8,229,356	97.08
U.S.	Watts Bar-1	PWR	West	10,316,691	97.07
U.S.	Catawba-1	PWR	West	10,248,433	96.82
Japan	Tsuruga-2	PWR	MHI	9,864,633	96.81
India	Tarapur-2	BWR	GE	1,360,601	96.81
Switzerland	Beznau-2	PWR	West	3,226,597	96.66
U.S.	Duane Arnold	BWR	GE	5,207,600	96.56
U.S.	Hatch-2	BWR	GE	7,835,615	96.54
U.S.	Limerick-1	BWR	GE	9,856,600	96.48
U.S.	McGuire-2	PWR	West	10,363,352	96.31
U.S.	Pilgrim	BWR	GE	6,158,081	96.30
Finland	Olkiluoto-2	BWR	Asea	7,340,868	96.06
U.S.	Byron-2	PWR	West	10,169,135	95.68
Germany	Emsland	PWR	Siemens/KWU	11,762,811	95.65
Belgium	Tihange-2	PWR	Fram	8,853,500	95.54
U.S.	Cook-1	PWR	West	9,134,400	95.49
U.S.	Turkey Point-4	PWR	West	6,372,660	95.46

Note: U.S. units believed to belong on this list, but which have not supplied their gross generation, are Calvert Cliffs-2, Seabrook, Point Beach-2, Fort Calhoun, and Susquehanna-2.

Source: Excerpted from *Nucleonics Week* © February 10, 2005 by McGraw Hill, Inc. Reproduced by permission. Further reproduction prohibited.

Top Fifty Reactors by Generation, Worldwide

Country	Unit	Reactor Type	Vendor	2004 Gross Generation (MWh)	2004 Gross Capacity Factor (Percent)
Germany	Isar-2	PWR	Siemens	12,239,486	94.47
France	Civaux-2	PWR	Fram	12,202,165	88.99
France	Civaux-1	PWR	Fram	11,802,897	86.08
Germany	Emsland	PWR	Siemens	11,762,811	95.65
U.S.	South Texas-1	PWR	West	11,639,878	100.77
Germany	Brokdorf	PWR	Siemens	11,615,359	91.83
Germany	Grohnde	PWR	Siemens	11,331,131	90.21
U.S.	Palo Verde-2	PWR	CE	11,228,499	89.52
Germany	Neckar-2	PWR	Siemens	11,200,110	93.41
Japan	Kashiwazaki-7	BWR	Toshiba	11,188,200	93.93
France	Chooz-B1	PWR	Fram	11,111,789	83.44
France	Flamanville-1	PWR	Fram	11,061,343	91.12
U.S.	Byron-1	PWR	West	10,943,409	100.31
France	Penly-1	PWR	Fram	10,937,013	90.09
France	St.Alban-2	PWR	Fram	10,887,386	89.75
Germany	Philippsburg-2	PWR	Siemens	10,863,848	84.83
Germany	Gundremmingen-B	BWR	Siemens	10,810,556	91.57
U.S. South	Texas-2	PWR	West	10,801,787	93.51
U.S.	Braidwood-2	PWR	West	10,713,955	100.77
Germany	Grafenrheinfeld	PWR	Siemens	10,673,434	90.34
U.S.	Perry	BWR	GE	10,659,295	92.56
U.S.	Grand Gulf-1	BWR	GE	10,649,952	92.84
France	Belleville-2	PWR	Fram	10,624,024	88.74
U.S.	Vogtle-1	PWR	West	10,623,465	99.54
France	St.Alban-1	PWR	Fram	10,534,873	86.84
U.S.	Wolf Creek	PWR	West	10,526,533	97.75
France	Chooz-B2	PWR	Fram	10,468,384	78.61
U.S.	Comanche Peak-2	PWR	West	10,439,312	101.32
U.S.	McGuire-2	PWR	West	10,363,352	96.31
U.S.	Watts Bar-1	PWR	West	10,316,691	97.07
U.S.	LaSalle-2	BWR	GE	10,305,959	99.60
U.S.	Limerick-2	BWR	GE	10,295,100	100.78
France	Cattenom-1	PWR	Fram	10,283,079	85.95

(continued)

Appendix N - Top Fifty Reactors by Generation, Worldwide (continued)

Country	Unit	Reactor Type	Vendor	2004 Gross Generation (MWh)	2004 Gross Capacity Factor (Percent)
U.S.	Braidwood-1	PWR	West	10,265,374	94.09
U.S.	Catawba-1	PWR	West	10,248,433	96.82
U.S.	Peach Bottom-3	BWR	GE	10,247,300	98.70
Germany	Unterweser	PWR	Siemens	10,220,012	82.52
Germany	Biblis	PWR	Siemens	10,217,124	94.95
U.S.	Byron-2	PWR	West	10,169,135	95.68
U.S.	Waterford-3	PWR	CE	10,065,166	99.38
Germany	Kruemmel	BWR	Siemens	10,052,718	86.96
France	Paluel-2	PWR	Fram	9,994,315	82.33
U.S.	Browns Ferry-2	BWR	GE	9,980,289	98.37
Japan	Tsuruga-2	PWR	MHI	9,864,633	96.81
U.S.	Limerick-1	BWR	GE	9,856,600	96.48
U.S.	Palo Verde-1	PWR	CE	9,832,236	82.43
U.S.	Sequoyah-2	PWR	West	9,781,797	94.29
France	Cattenom-4	PWR	Fram	9,777,423	81.73
Japan	Hamaoka-3	BWR	Toshiba	9,775,472	101.17
Sweden	Oskarshamn-3	BWR	Asea	9,699,215	92.48

Note: U.S. units believed to belong on this list but do not disclose gross generation are Seabrook and Susquehanna-2.

Source: Excerpted from *Nucleonics Week* © February 10, 2005 by McGraw Hill, Inc. Reproduced by permission. Further reproduction prohibited.

Quick Reference Metric Conversion Tables

SPACE AND TIME

Quantity	From Inch-Pound Units	To Metric Units	Multiply by
Length	mi (statute)	km	1.609 347
	yd	m	*0.914 4
	ft (int)	m	*0.304 8
	in	cm	*2.54
Area	mi ²	km ²	2.589 998
	acre	m ²	4 046.873
	yd ²	m ²	0.836 127 4
	ft ²	m ²	*0.092 903 04
	in ²	cm ²	*6.451 6
Volume	acre foot	m ³	1 233.489
	yd ³	m ³	0.764 554 9
	ft ³	m ³	0.028 316 85
	ft ³	L	28.316 85
	gallon	L	3.785 412
	fl oz	mL	29.573 53
	in ³	cm ³	16.387 06
Velocity	mi/h	km/h	1.609 347
	ft/s	m/s	*0.304 8
Acceleration	ft/s ²	m/s ²	*0.304 8

NUCLEAR REACTION and IONIZING RADIATION

Quantity	From Inch-Pound Units	To Metric Units	Multiply by
Activity (of a radionuclide)	curie (Ci)	MBq	*37,000.0
	dpm	Bq (becquerel)	0.016 667
Absorbed dose	rad	Gy (gray)	*0.01
	rad	cGy	*1.0
Dose equivalent	rem	Sv (sievert)	*0.01
	rem	mSv	*10.0
	mrem	mSv	*0.01
	mrem	μSv	*10.0
Exposure (X- and gamma rays)	roentgen (R)	C/kg (coulomb)	0.000 258

(continued)

Appendix O - Quick Reference Metric Conversion Tables (continued)

HEAT

Quantity	From Inch-Pound Units	To Metric Units	Multiply by
Thermodynamic temperature	°F	°K	*°K = (°F + 459.67)/1.8
Celsius temperature	°F	°C	*°C = (°F-32)/1.8
Linear expansion coefficient	°F ⁻¹	°K ⁻¹ or °C ⁻¹	*1.8
Thermal conductivity	(Btu • in)/(ft ² • h • °F)	W/(m • °C)	0.144 227 9
Coefficient of heat transfer	Btu / (ft ² • h • °F)	W/(m ² • °C)	5.678 263
Heat capacity	Btu/°F	kJ/°C	1.899 108
Specific heat capacity	Btu/(lb • °F)	kJ/(kg • °C)	*4.186 8
Entropy	Btu/°F	kJ/°C	1.899 108
Specific entropy	Btu/(lb • °F)	kJ/(kg • °C)	*4.186 8
Specific internal energy	Btu/lb	kJ/kg	*2.326

MECHANICS

Quantity	From Inch-Pound Units	To Metric Units	Multiply by
Mass (weight)	ton (short) lb (avdp)	t (metric ton) kg	*0.907 184 74 *0.453 592 37
Moment of mass	lb • ft	kg • m	0.138 255
Density	ton (short)/yd ³ lb/ft ³	t/m ³ kg/m ³	1.186 553 16.018 46
Concentration (mass)	lb/gal	g/L	119.826 4
Momentum	lb • ft/s	kg • m/s	0.138 255
Angular momentum	lb • ft ² /s	kg • m ² /s	0.042 140 11
Moment of Inertia	lb • ft ²	kg • m ²	0.042 140 11
Force	kip (kilopound) lbf	kN (kilonewton) N (newton)	4.448 222 4.448 222

MECHANICS (Continued)

Quantity	From Inch-Pound Units	To Metric Units	Multiply by
Moment of Force, torque	lbf • ft	N • m	1.355 818
	lbf • in	N • m	0.122 984 8
Pressure	atm (std)	kPa (kilopascal)	*101.325
	bar	kPa	*100.0
	lbf/in ² (formerly psi)	kPa	6.894 757
	inHg (32°F)	kPa	3.386 38
	ftH ₂ O (39.2°F)	kPa	2.988 98
	inH ₂ O (60°F)	kPa	0.248 84
	mmHg (0°C)	kPa	0.133 322
Stress	kip/in ² (formerly ksi)	MPa	6.894 757
	lbf/in ² (formerly psi)	MPa	0.006 894 757
	lbf/in ² (formerly psi)	kPa	6.894 757
	lbf/ft ²	kPa	0.047 880 26
Energy, work	kwh	MJ	*3.6
	cal _{th}	J (joule)	*4.184
	Btu	kJ	1.055 056
	ft • lbf	J	1.355 818
	therm (US)	MJ	105.480 4
Power	Btu/s	kW	1.055 056
	hp (electric)	kW	*0.746
	Btu/h	W	0.293 071 1

To convert from metric units to inch-pound units, divide the metric unit by the conversion factor.

*Exact conversion factors

Note: The information contained in this table is intended to familiarize NRC personnel with commonly used SI units and provide a quick reference to aid in the understanding of documents containing SI units. The conversion factors provided have not been approved as NRC guidelines for development of licensing actions, regulations, or policy.

Source: Federal Standard 376A (May 5, 1983), Preferred Metric Units for General Use by the Federal Government; and International Commission of Radiation Units and Measurements, ICRU Report 33 (1980), Radiation Quantities and Unit

Glossary

AGREEMENT STATE: A State that has signed an agreement with the NRC allowing the State to regulate the use of radioactive material within that State.

BOILING-WATER REACTOR (BWR): A nuclear reactor in which water, used as both coolant and moderator, is allowed to boil in the core.

CAPABILITY: The maximum load that a generating station can carry under specified conditions for a given period of time without exceeding approved limits of temperature and stress. Net summer capability is used in the digest. Measured in watts except as noted otherwise.

CAPACITY FACTOR (Gross): The ratio of the gross electricity generated, for the period of time considered, to the energy that could have been generated at continuous full-power operation during the same period.

CAPACITY FACTOR (Net): The ratio of the net electricity generated, for the period of time considered, to the energy that could have been generated at continuous full-power operation during the same period.

CASK: A heavily shielded container used to store and/or ship radioactive materials. Lead and steel are common materials used in the manufacture of casks.

COMPACT: A group of two or more States formed to dispose of low-level radioactive waste on a regional basis. Forty-four States have formed ten compacts.

CONSTRUCTION RECAPTURE: The maximum number of years that could be added to the license expiration date to recover the period from the construction permit to the date when the operating license was granted. A licensee is required to submit an application for such a change.

CONTAMINATION: The deposition of unwanted radioactive material on the surfaces of structures, areas, objects, or personnel.

DECOMMISSION: The process of safely removing a facility from service followed by reducing residual radioactivity to a level that permits the release of the property for unrestricted and, under certain conditions, restricted use.

DECON: A method of decommissioning in which the equipment, structures, and portions of a facility and site containing radioactive contaminants are removed or decontaminated to a level that permits the property to be released for unrestricted use shortly after cessation of operations.

(continued)

Glossary (continued)

DECONTAMINATION: The reduction or removal of contaminated radioactive material from a structure, area, object, or person.

ENTOMB: A method of decommissioning in which radioactive contaminants are encased in a structurally long-lived material, such as concrete. The entombment structure is appropriately maintained, and continued surveillance is carried out until the radioactivity decays to a level permitting unrestricted release of the property.

FISCAL YEAR: The 12-month period, from October 1 through September 30, used by the Federal Government in budget formulation and execution. The fiscal year is designated by the calendar year in which it ends.

FUEL CYCLE: The series of steps involved in supplying fuel for nuclear power reactors.

FULL-TIME EQUIVALENT: A measurement equal to one staff person working a full-time work schedule for 1 year.

GENERATION (Gross): The total amount of electric energy produced by a generating station as measured at the generator terminals. Measured in watthours except as noted otherwise.

GENERATION (Net): The gross amount of electric energy produced minus the electric energy consumed at a generating station for station use. Measured in watthours except as noted otherwise.

GIGAWATT: One billion watts.

GIGAWATTHOUR: One billion watthours.

HIGH-LEVEL WASTE: High-level radioactive waste (HLW) means (1) irradiated (spent) reactor fuel; (2) liquid waste resulting from the operation of the first cycle solvent extraction system, and the concentrated wastes from subsequent extraction cycles, in a facility for reprocessing irradiated reactor fuel; and (3) solids into which such liquid wastes have been converted. HLW is primarily in the form of spent fuel discharged from commercial nuclear power reactors. It also includes some reprocessed HLW from defense activities, and a small quantity of reprocessed commercial HLW.

KILOWATT (KW): One thousand watts.

LOW-LEVEL WASTE: Low-level radioactive waste (LLW) is a general term for a wide range of wastes. Industries; hospitals and medical, educational, or research institutions; private or Government laboratories; and nuclear fuel cycle facilities (e.g., nuclear power reactors and fuel fabrication plants) using radioactive materi-

als generate low-level wastes as part of their normal operations. These wastes are generated in many physical and chemical forms and levels of contamination.

MAXIMUM DEPENDABLE CAPACITY (Gross): Dependable main-unit gross capacity, winter or summer, whichever is smaller. The dependable capacity varies because the unit efficiency varies during the year because of temperature variations in cooling water. It is the gross electrical output as measured at the output terminals of the turbine generator during the most restrictive seasonal conditions (usually summer). Measured in watts except as noted otherwise.

MAXIMUM DEPENDABLE CAPACITY (Net): Gross maximum dependable capacity minus the normal station service loads. Measured in watts except as noted otherwise.

MEGAWATT (MW): One million watts.

MEGAWATTHOUR (MWh): One million watthours.

METRIC TON: Approximately 2,200 pounds.

NET SUMMER CAPABILITY: The steady hourly output that generating equipment is expected to supply to system load exclusive of auxiliary power, as demonstrated by tests at the time of summer peak demand. Measured in watts except as noted otherwise.

NONPOWER REACTOR: A nuclear reactor used for research, training, and test purposes, and for the production of radioisotopes for medical and industrial uses.

POSSESSION-ONLY LICENSE: A form of license that allows possession but not operation.

PRESSURIZED-WATER REACTOR (PWR): A nuclear reactor in which heat is transferred from the core to a heat exchanger via water kept under high pressure without boiling the water.

PRODUCTION EXPENSE: Production expenses are a component of generation expenses that includes costs associated with operation, maintenance, and fuel.

RADIOACTIVITY: The rate at which radioactive material emits radiation. Measured in units of becquerels or disintegrations per second.

SAFSTOR: A method of decommissioning in which the nuclear facility is placed and maintained in such condition that the nuclear facility can be safely stored and subsequently decontaminated (deferred decontamination) to levels that permit release for unrestricted use.

(continued)

SPENT NUCLEAR FUEL: Fuel that has been removed from a nuclear reactor because it can no longer sustain power production for economic or other reasons.

URANIUM FUEL FABRICATION FACILITY: A facility that (1) manufactures reactor fuel containing uranium for any of the following: (i) preparation of fuel materials; (ii) formation of fuel materials into desired shapes; (iii) application of protective cladding; (iv) recovery of scrap material; and (v) storage associated with such operations; or (2) conducts research and development activities.

URANIUM HEXAFLUORIDE PRODUCTION FACILITY: A facility that receives natural uranium in the form of ore concentrate and converts it into uranium hexafluoride (UF_6).

VIABILITY ASSESSMENT: A DOE decisionmaking process to judge the prospects for geologic disposal of high-level radioactive wastes at Yucca Mountain based on (1) specific design work on the critical elements of the repository and waste package, (2) a total system performance assessment that will describe the probable behavior of the repository, (3) a plan and cost estimate for the work required to complete a license application, and (4) an estimate of the costs to construct and operate the repository.

WATT: The electrical unit of power. The rate of energy transfer equivalent to 1 ampere flowing under a pressure of 1 volt at unity power factor.

WATTHOUR: An electrical energy unit of measure equal to 1 watt of power supplied to, or taken from, an electrical circuit steadily for 1 hour.

WHEELING SERVICE: The movement of electricity from one system to another over transmission facilities of intervening systems. Wheeling service contracts can be established between two or more systems.

A

Academic, 2–3, 54, 67
 ADAMS, ix–x
 Advanced Reactor Steering Committee, 49–50
 Agreement States, 4, 61, 67–70, 76, 127, 145
 Appropriation, 12–16
 Atomic Energy Act, 3–4, 48, 60, 85

B

Bilateral information, 34–35
 Boiling Water Reactor, 27, 38, 40, 49–50, 93, 135, 145
 Byproduct, 2, 60, 111–112, 127

C

Cask, 80–87, 145
 Capability, 18–20, 23, 28, 144, 147
 Capacity, 18–19, 25–27, 30, 48, 79–80, 95–109, 137–140, 145
 Coal-Fire, 18–19, 22–24
 Cobalt-60, 72–73
 Code of Federal Regulations (10 CFR), 49, 60, 76
 Combined licensing, 49
 Commerical Nuclear Power, 2–4, 25, 27–30, 38–53, 62–63, 73, 76, 80, 95–118
 Commission, 6–9, 34
 Compliance, 38, 79, 85
 Contamination, 88, 145–147
 Conventional, 60, 127

D

Decommissioning, 2, 6, 38, 54, 60, 76, 88–89, 111–112, 123–124, 145, 147
 Density, 60, 67–68, 71, 142
 Design Certification, 48–50
 Disposal 2, 5–6, 56, 60, 76–86, 148

E

Early Site permits, 49–50
 Energy Reorganization Act, 3–4
 Enrichment, 5, 62–66
 Environmental impact, 2, 63

Index (continued)

F

Fabrication, 62–66, 87, 146, 148

Forced Outage rate, 46–47, 125

Fossil, 18, 24

Fuel facilities, 2, 7, 62–66, 132

Fuel rods, 39–40, 65, 82–83

G

Gas centrifuge, 62–64

Gas chromatography, 67–68

Gaseous diffusion, 62–64, 66

Gauges, 67–68, 71

General licensed device, 67–68, 71–72

Goals, 2–4, 56

Gross capacity, 18–19, 25–27, 30, 95–109, 137–138, 145, 147

Gross generation, 28–30, 137–140, 146

Gross nuclear generation, 18–30, 137–140, 146

H

Hexafluoride, 62, 65, 148

High-level radioactive, 5–6, 56, 79–86, 146, 148

I

Industrial, 2–4, 67–68, 71–73, 147

Inspection, 6–7, 38, 44–50, 54, 63, 68, 87

International Atomic Energy Agency, 34–35

In situ leach, 60–61, 127

In vitro tests, 67

In vivo tests, 67

J

K

L

Licensing, 2–7, 34–35, 38, 42–44, 48–50, 52–54, 60, 62–63, 67–69, 76, 79–80, 84–85, 87–88, 95–109, 111–112, 117–118, 131–132

Low-level waste radioactive waste, 4–6, 76–78, 145, 146

M

Medical, 2, 4, 67, 72–73, 146, 147
 Materials , 2–7, 34, 54–58, 60–73, 87, 145–146, 148
 Milling, 60–61, 127
 Mission, 2
 Mixed Oxide, 56, 62–66

N

NRC website, ix, x, 44, 49, 50, 85, 87
 Nuclear Waste policy, 4, 76, 79

O

Operating reactors, 28, 31–33, 38–58, 95–109, 119–121

P

Personnel, 8–9, 12–13, 15, 67, 145
 Pressurized Water Reactor, 38–39, 93–94, 147
 Probabilistic risk assessment, 34, 56
 Public participation, 49

Q

R

Radioactive Waste, 2, 4, 6, 12–13, 34–35, 56–57, 60, 76–89, 145, 146, 148
 Radiation exposure, 2–4
 Radiation Shield, 71–72, 145
 Radionuclide, 56, 67, 141
 Reactor Oversight Process, 44–47
 Research and testing, 2, 5, 6–7, 34–35, 49, 54–58, 67–68, 119–121, 123–124, 146–148
 Rulemaking, 50, 85

S

Safety, 2–7, 12–13, 34, 44, 46, 48–50, 56, 60–73, 76, 79–80, 85, 87–88, 125
 Security, 2, 7, 34, 56, 62
 Significant events, 46–125
 Spent fuel, 34, 79–86, 93, 129, 131–132, 146
 Statutory Authority, 2–4
 Storage, 2, 6, 56, 76–86, 129, 131–132, 147–148
 Sulfuric acid, 60

Index *(continued)*

T

Technical Training Center, 10

Troxler guage, 68

U

UF₆ Feed, 64–65, 148

Uranium, 4–5, 60–65, 127, 148

V

W

Waste (see Radioactive Waste)

Waste transportation, 2, 6, 35, 56, 85, 87

X

Y

Yellow cake, 60

Yucca Mountain, 79–81, 148

NRC FORM 335 (2-89) NRCM 1102, 3201, 3202		U.S. NUCLEAR REGULATORY COMMISSION					
BIBLIOGRAPHIC DATA SHEET <i>(See instructions on the reverse)</i>		1. REPORT NUMBER <i>(Assigned by NRC, Add Vol., Supp., Rev., and Addendum Numbers, if any.)</i> NUREG-1350, Volume 17					
2. TITLE AND SUBTITLE U.S. Nuclear Regulatory Commission Information Digest 2005-2006 Edition		3. DATE REPORT PUBLISHED <table border="1"> <tr> <td>MONTH</td> <td>YEAR</td> </tr> <tr> <td>July</td> <td>2005</td> </tr> </table>		MONTH	YEAR	July	2005
MONTH	YEAR						
July	2005						
5. AUTHOR(S) Alesha Bellinger, Jo Anne Johnson, et al.		4. FIN OR GRANT NUMBER 					
6. TYPE OF REPORT Annual		7. PERIOD COVERED <i>(Inclusive Dates)</i> 2004					
8. PERFORMING ORGANIZATION - NAME AND ADDRESS <i>(If NRC, provide Division, Office or Region, U.S. Nuclear Regulatory Commission, and mailing address; if contractor, provide name and mailing address.)</i> Division of Planning, Budget, and Analysis Office of the Chief Financial Officer U.S. Nuclear Regulatory Commission Washington, DC 20555-0001							
9. SPONSORING ORGANIZATION - NAME AND ADDRESS <i>(If NRC, type "Same as above"; if contractor, provide NRC Division, Office or Region, U.S. Nuclear Regulatory Commission, and mailing address.)</i> Same as 8, above							
10. SUPPLEMENTARY NOTES 							
11. ABSTRACT <i>(200 words or less)</i> The Nuclear Regulatory Commission Information Digest provides a summary of information about the U.S. Nuclear Regulatory Commission (NRC), NRC's regulatory responsibilities, NRC licensed activities, and general information on domestic and world-wide nuclear energy. The digest, published annually, is a compilation of nuclear- and NRC - related data and is designed to serve as a quick reference to major facts about the agency and the industry it regulates. Information on generating capacity and average capacity factor for operating U.S. commercial nuclear power reactors is obtained from the NRC, as well as from various industry sources. This information is reviewed by the NRC for consistency only and no independent validation and/or verification is performed.							
12. KEY WORDS/DESCRIPTORS <i>(List words or phrases that will assist researchers in locating the report.)</i> Information Digest 2005-2006 Edition NRC Facts		13. AVAILABILITY STATEMENT unlimited 14. SECURITY CLASSIFICATION <i>(This Page)</i> unclassified <i>(This Report)</i> unclassified 15. NUMBER OF PAGES 16. PRICE 					

AVAILABILITY OF REFERENCE MATERIALS IN NRC PUBLICATIONS

NRC Reference Material

As of November 1999, you may electronically access NUREG-series publications and other NRC records at NRC's Public Electronic Reading Room at <http://www.nrc.gov/reading-rm.html>.

Publicly released records include, to name a few, NUREG-series publications; *Federal Register* notices; applicant, licensee, and vendor documents and correspondence; NRC correspondence and internal memoranda; bulletins and information notices; inspection and investigative reports; licensee event reports; and Commission papers and their attachments.

NRC publications in the NUREG series, NRC regulations, and *Title 10, Energy*, in the Code of *Federal Regulations* may also be purchased from one of these two sources.

1. The Superintendent of Documents
U.S. Government Printing Office
Mail Stop SSOP
Washington, DC 20402-0001
Internet: bookstore.gpo.gov
Telephone: 202-512-1800
Fax: 202-512-2250
2. The National Technical Information Service
Springfield, VA 22161-0002
www.ntis.gov
1-800-553-6847 or, locally, 703-605-6000

A single copy of each NRC draft report for comment is available free, to the extent of supply, upon written request as follows:

Address: Office of the Chief Information Officer,
Reproduction and Distribution
Services Section
U.S. Nuclear Regulatory Commission
Washington, DC 20555-0001

E-mail: DISTRIBUTION@nrc.gov

Facsimile: 301-415-2289

Some publications in the NUREG series that are posted at NRC's Web site address <http://www.nrc.gov/reading-rm/doc-collections/nuregs> are updated periodically and may differ from the last printed version. Although references to material found on a Web site bear the date the material was accessed, the material available on the date cited may subsequently be removed from the site.

Non-NRC Reference Material

Documents available from public and special technical libraries include all open literature items, such as books, journal articles, and transactions, *Federal Register* notices, Federal and State legislation, and congressional reports. Such documents as theses, dissertations, foreign reports and translations, and non-NRC conference proceedings may be purchased from their sponsoring organization. Copies of industry codes and standards used in a substantive manner in the NRC regulatory process are maintained at—

The NRC Technical Library
Two White Flint North
11545 Rockville Pike
Rockville, MD 20852-2738

These standards are available in the library for reference use by the public. Codes and standards are usually copyrighted and may be purchased from the originating organization or, if they are American National Standards, from—
American National Standards Institute
11 West 42nd Street
New York, NY 10036-8002
www.ansi.org
212-642-4900

Legally binding regulatory requirements are stated only in laws; NRC regulations; licenses, including technical specifications; or orders, not in NUREG-series publications. The views expressed in contractor-prepared publications in this series are not necessarily those of the NRC.

The NUREG series comprises (1) technical and administrative reports and books prepared by the staff (NUREG-XXXX) or agency contractors (NUREG/CR-XXXX), (2) proceedings of conferences (NUREG/CP-XXXX), (3) reports resulting from international agreements (NUREG/IA-XXXX), (4) brochures (NUREG/BR-XXXX), and (5) compilations of legal decisions and orders of the Commission and Atomic and Safety Licensing Boards and of Directors' decisions under Section 2.206 of NRC's regulations (NUREG-0750).

NRC as a Regulatory Agency

U.S. and Worldwide Energy

Operating Nuclear Reactors

Nuclear Materials Safety

Radioactive Waste

Appendices



Office of the Chief Financial Officer
U.S. Nuclear Regulatory Commission

NUREG-1350, Volume 17