


2005 MAR 26 PM 1:40



MM5B1

August 23, 2005

Leonard Shabason, Ph.D.
Radiation Safety Officer
Pennsylvania Hospital
Radiation Oncology
800 Spruce Street
Philadelphia, PA 19107

Mr. Randolph Ragland
Division of Nuclear Safety
U. S. Nuclear Regulatory Commission
Region I
475 Allendale Road
King of Prussia, PA 19406

03015163

RE: Amendment Request to License Number 37-06864-06

Dear Mr. Ragland:

This letter is to request that our radioactive material license be amended to add Jurg L. Jaggi, Ph.D. as an authorized medical physicist for gamma knife procedures.

Dr. Jaggi has attended the approved Gamma Knife course offered at the University of Pittsburgh on July 11-15, 2005. We have enclosed a copy of the certificate from the training course as well as Dr. Jaggi's curriculum vitae. Dr. Jaggi received formal training in radiation physics and received an M.Sc from the University of London in 1976. Dr. Jaggi is a Clinical Associate Professor of Neurosurgery at the University of Pennsylvania Medical School and is involved with stereotactic techniques in that department. Dr. Jaggi is also a long standing member of the Radiation Safety Committee of the University of Pennsylvania.

137591

NMS CLASSIFICATION: 28-9290-002

We understand that Dr. Jaggi has not been directly involved in radiation oncology recently, but his past training and experience in radiation physics together with his current work in the Neurosurgery Department makes him an excellent choice for being an authorized medical physicist for Gamma Knife procedures. We request that if you decide that Dr. Jaggi does need more current experience in medical physics that you advise use what additional experience would be required to fulfill the Commission's requirements.

I may be reached by phone at (215) 829-3865 or by e-mail at shabasol@pahosp.com.

Sincerely yours,

A handwritten signature in black ink, appearing to read "Leonard Shabason". The signature is fluid and cursive, with a long horizontal stroke extending to the right.

Leonard Shabason, Ph.D.
Radiation Safety Officer

University of Pittsburgh

Center for Image-Guided Neurosurgery

This is to Certify That

Jurg L. Jaggi, Ph.D.

Attended


Principles and Practice of Gamma Knife® Radiosurgery

from July 11-15, 2005






L. Dade Lunsford, M.D., FACS



Douglas Kondziolka M.D., M.Sc., FRCS(C)



Arin H. Maitz, M.Sc.





John C. Flickinger, M.D.

Jurg L. Jaggi

Home Address:



Office Address:

University of Pennsylvania
Department of Neurosurgery
330 S. Ninth Street, 4th floor
Philadelphia, PA 19107 USA

Relevant Experience:

In 1974 and 1975, while at University of Zurich, Dr. Jaggi completed 1 year of full time training in therapeutic radiological physics and an additional 8 months work experience under the supervision of the senior radiation physicist, Eric Svensson and the head of the Department, Prof. Wolfgang Horst. He conducted full calibrations, periodic spot checks and routine area surveys on two Gammatron Telecobalt units and a 45 MeV Betatron. He also performed routine patient treatment planning. An additional year of full time work related experience was obtained at the Swiss Institute for Reactor Research.

Since 1975, Dr. Jaggi's experience has focused on diagnostic uses of radiation in the field of neuroanatomy. These uses have included the use of Xe-133 and a variety of PET radiopharmaceuticals for cerebral blood flow studies and brain function research. He has attended the course: Advanced Techniques in Image-Guided Brain and Spine Surgery, Mount Sinai School of Medicine, New York on December 15-16, 2000. He has performed stereotactic targeting and neurophysiological monitoring for Deep Brain Stimulation surgery (>350 cases). Most recently, he has attended the course: "Principles and Practices of Gamma Knife Radiosurgery", University of Pittsburgh Medical Center, July 11-15, 2005.

Dr. Jaggi has served on the University of Pennsylvania Radiation Safety Committee since 1991. He has been a member of the Radioactive Drug Research Committee since 1989, serving as Chair since 1996.

**PERSONAL INFORMATION WAS REMOVED
BY NRC. NO COPY OF THIS INFORMATION
WAS RETAINED BY THE NRC.**

UNIVERSITY OF PENNSYLVANIA - SCHOOL OF MEDICINE
Curriculum Vitae

Date: August, 2005

Jurg L. Jaggi

Home Address:



Office Address:

University of Pennsylvania
Department of Neurosurgery
330 S. Ninth Street, 4th floor
Philadelphia, PA 19107 USA

Education:

1973 B.S. Hochschule für Technik NTB, Buchs, Switzerland (Electrical Engineering)
1974 B.S. Hochschule für Technik NTB, Buchs, Switzerland (Bioengineering)
1976 M.Sc. University of London, England (Radiation Physics)
1985 Ph.D. University of Pennsylvania, USA (Bioengineering)

Military Service:

1969 Swiss Army

Faculty Appointments:

1980-1985 Research Associate, Division of Neurosurgery, University of Pennsylvania
1985-1987 Oberassistent, Universitäts Kinderspital Zürich, Switzerland
1987-1993 Research Assistant Professor, Depts. of Psychiatry and Neurosurgery, University of Pennsylvania
1993-1994 Research Assistant Professor, Department of Neurology, University of Pennsylvania
2000-2001 Adjunct Assistant Professor of Neurology, University of Pennsylvania School of Medicine
2001-2005 Clinical Assistant Professor of Neurology, University of Pennsylvania School of Medicine
2005-present Clinical Associate Professor of Neurosurgery, University of Pennsylvania School of Medicine

Hospital and/or Administrative Appointments:

1974-1975 Physicist, Department of Radiotherapie and Nuklearmedizin, University of Zürich, Switzerland
1976-1977 Physicist, National Institute for Reactor Research Würenlingen, Switzerland
1977-1980 Research Specialist, Division of Neurosurgery, University of Pennsylvania

**PERSONAL INFORMATION WAS REMOVED
BY NRC. NO COPY OF THIS INFORMATION
WAS RETAINED BY THE NRC.**

1987-1993	Technical Director, Clinical Neuropsychiatric Diagnostic Unit, Department of Psychiatry, University of Pennsylvania
1993-2002	Scientific Director, Cerebral Blood Flow Laboratory, Cerebrovascular Research Center, Department of Neurology, University of Pennsylvania
2000-present	Director of Intraoperative Monitoring Parkinson's Disease & Movement Disorders Center, Department of Neurology, University of Pennsylvania
2002-2005t	Associate Director for Research, Parkinson's Disease Research, Education and Clinical Center (PADRECC), Veterans' Administration Medical Center, Philadelphia
2004-present	Associate Director, Center for Functional and Restorative Neurosurgery, Department of Neurosurgery, University of Pennsylvania

Awards, Honors and Membership in Honorary Societies:

1970-1972	President Student Council Hochschule für Technik NTB, Buchs, Switzerland
-----------	---

Memberships in Professional and Scientific Societies:

Biomedical Engineering Society
International Society of Cerebral Blood Flow and Metabolism

Editorial Positions:

1989	Sitevisitor for the Injury Research Grant Review Committee (IRGRC), Centers for Disease Control, Atlanta GA.
1993-1994	Ad hoc reviews for: Annals of Neurology, Journal of Cerebral Blood Flow and Metabolism.

Academic Committees at the University of Pennsylvania and affiliated Hospitals:

1989-present	Radioactive Drug Research Committee
1991-1995	PET Center Executive Committee
1991-present	Radiation Safety Committee
1996-present	Chairman, Radioactive Drug Research Committee

Lectures by Invitation:

Mar 1985	Children's Hospital, University of Zürich, Switzerland, Methodological considerations in pediatric cerebral blood flow studies.
Jan, 1989	Children's Hospital, Pittsburgh, Regional cerebral blood flow in preterm children.
Apr, 1992	Loyola University Chicago, Recent advances in rCBF methods.

- Sep, 2000 Medical College of Virginia, Richmond,
Intraoperative Monitoring of DBS surgery.
- Mar, 2001 Philadelphia International Medicine
Lecture Series, Washington DC, Deep brains stimulation in
Parkinson's Disease.
- Sep, 2001 St. Francis Medical Center Honolulu, Hawaii,
Electrophysiological target localization in deep brain stimulation
surgery.

Organizing Roles in Scientific Meetings:

- Mar, 2004 First Philadelphia Deep Brain Stimulation Programming Seminar.
Parkinson's Disease and Movement Disorders Center, Penn
Neurological Institute, Zubrow Auditorium, Philadelphia, PA 19107
- May, 2005 Second Philadelphia Deep Brain Stimulation Programming Seminar.
Parkinson's Disease and Movement Disorders Center, Penn
Neurological Institute, Zubrow Auditorium, Philadelphia, PA 19107

Bibliography:

Research Publications, peer reviewed (print or other media):

- Sutton LN, Bruce DA, Welsh FA, Jaggi JL: Metabolic and electrophysiologic consequences of vasogenic edema. Advances in Neurology Vol. 28: 241-254, 1980.
- Sutton LN, Frewen T, Marsh R, Jaggi J, Bruce DA: The effects of deep barbiturate coma on multimodality evoked potentials. Journal of Neurosurgery Vol. 57: 178-185, 1982.
- Younkin DP, Reivich M, Jaggi J, Obrist W, Delivoria-Papadopoulos M: Noninvasive method of estimating human newborn regional cerebral blood flow. Journal of Cerebral Blood Flow & Metabolism Vol. 2: 415-420, 1982.
- Obrist WD, Langfitt TW, Jaggi JL, Cruz J, Gennarelli TA: Cerebral blood flow and metabolism in comatose patients with acute head injury. Relationship to intracranial hypertension. Journal of Neurosurgery Vol. 61: 241-253, 1984.
- Sutton LN, Jaggi JL: Inexpensive signal averager for evoked potentials based on a small personal computer: a technical note. Neurosurgery Vol. 15: 415-416, 1984.
- Burke AM, Younkin D, Gordon J, Goldberg H, Graham T, Kushner M, Obrist, Jaggi J, Rosen M, Reivich M: Changes in cerebral blood flow and recovery from acute stroke. Stroke Vol. 17: 173-178, 1986.
- Langfitt TW, Obrist WD, Alavi A, Grossman RI, Zimmerman R, Jaggi J, Uzzell B,

- Reivich M, Patton DR: Computerized tomography, magnetic resonance imaging, and positron emission tomography in the study of brain trauma. Preliminary observations. Journal of Neurosurgery Vol. 64: 760-767, 1986.
- Sutton LN, Cho BK, Jaggi J, Joseph PM, Bruce DA: Effects of hydrocephalus and increased intracranial pressure on auditory and somatosensory evoked responses. Neurosurgery Vol. 18: 756-761, 1986.
- Trope M, Jaggi J, Barnett F, Tronstad L: Vitality testing of teeth with a radiation probe using 133xenon radioisotope. Endodontics & Dental Traumatology Vol. 2: 215-218, 1986.
- Kushner MJ, Chawluk J, Fazekas F, Mandell B, Burke A, Jaggi J, Rosen M, Reivich M: Cerebral blood flow in systemic lupus erythematosus with or without cerebral complications. Neurology Vol. 37: 1596-1598, 1987.
- Younkin DP, Reivich M, Jaggi JL, Obrist WD, Delivoria-Papadopoulos M: The effect of hematocrit and systolic blood pressure on cerebral blood flow in newborn infants. Journal of Cerebral Blood Flow & Metabolism Vol. 7: 295-299, 1987.
- Younkin D, Delivoria-Papadopoulos M, Reivich M, Jaggi J, Obrist W: Regional variations in human newborn cerebral blood flow. Journal of Pediatrics Vol. 112: 104-108, 1988.
- Jaggi JL, Obrist WD, Gennarelli TA, Langfitt TW: Relationship of early cerebral blood flow and metabolism to outcome in acute head injury. Journal of Neurosurgery Vol. 72: 176-182, 1990.
- Cruz J, Jaggi JL, Hoffstad OJ: Cerebral blood flow and oxygen consumption in acute brain injury with acute anemia: an alternative for the cerebral metabolic rate of oxygen consumption? Critical Care Medicine Vol. 21: 1218-1224, 1993.
- Cruz J, Raps EC, Hoffstad OJ, Jaggi JL, Gennarelli TA: Cerebral oxygenation monitoring. Critical Care Medicine Vol. 21: 1242-1246, 1993.
- Gur RC, Jaggi JL, Ragland JD, Resnick SM, Shtasel D, Muenz L, Gur RE: Effects of memory processing on regional brain activation: cerebral blood flow in normal subjects. International Journal of Neuroscience Vol. 72: 31-44, 1993.
- Jaggi JL, Obrist WD, Noordergraaf A: Signal analysis of noninvasive Xenon-133 cerebral blood flow measurements. Annals of Biomedical Engineering Vol. 21: 85-95, 1993.
- Baenziger O, Jaggi JL, Mueller AC, Morales CG, Lipp HP, Lipp AE, Duc G, Bucher HU: Cerebral blood flow in preterm infants affected by sex, mechanical ventilation, and intrauterine growth. Pediatric Neurology Vol. 11: 319-324, 1994.
- Cruz J, Hoffstad OJ, Jaggi JL: Cerebral lactate-oxygen index in acute brain injury with

- acute anemia: assessment of false versus true ischemia. Critical Care Medicine Vol. 22: 1465-1470, 1994.
- Gur RC, Ragland JD, Resnick SM, Skolnick BE, Jaggi J, Muenz L, Gur RE: Lateralized increases in cerebral blood flow during performance of verbal and spatial tasks: relationship with performance level. Brain & Cognition Vol. 24: 244-258, 1994.
- Gur RE, Jaggi JL, Shtasel DL, Ragland JD, Gur RC: Cerebral blood flow in schizophrenia: effects of memory processing on regional activation. Biological Psychiatry Vol. 35: 3-15, 1994.
- Manno EM, Sperling MR, Ding X, Jaggi J, Alavi A, O'Connor MJ, Reivich M: Predictors of outcome after anterior temporal lobectomy: positron emission tomography. Neurology Vol. 44: 2331-2336, 1994.
- Schneider F, Gur RC, Jaggi JL, Gur RE: Differential effects of mood on cortical cerebral blood flow: a 133xenon clearance study. Psychiatry Research Vol. 52: 215-236, 1994.
- Baenziger O, Jaggi JL, Mueller AC, Morales CG, Lipp AE, Duc G, Bucher HU: Regional differences of cerebral blood flow in the preterm infant. European Journal of Pediatrics Vol. 154: 919-924, 1995.
- Cruz J, Jaggi JL, Hoffstad OJ: Cerebral blood flow, vascular resistance, and oxygen metabolism in acute brain trauma: redefining the role of cerebral perfusion pressure? Critical Care Medicine Vol. 23: 1412-1417, 1995.
- Jaggi JL, Cruz J, Gennarelli TA: Estimated cerebral metabolic rate of oxygen in severely brain-injured patients: a valuable tool for clinical monitoring. Critical Care Medicine Vol. 23: 66-70, 1995.
- Jaggi JL, Noordergraaf A: Effect of non-steady-state perfusion on xenon-133 cerebral blood flow measurements: an analytical study. Journal of Cerebral Blood Flow & Metabolism Vol. 15: 321-328, 1995.
- Komjati K, Sandor P, Reivich M, Greenberg JH, Kovach AG, Jaggi JL, Nyary I: Regional heterogeneity and differential vulnerability of cerebral and spinal vascular CO₂-responsiveness during graded haemorrhagic hypotension. Acta Physiologica Hungarica Vol. 84: 229-249, 1996.
- Rothstein RD, Stecker M, Reivich M, Alavi A, Ding XS, Jaggi J, Greenberg J, Ouyang A: Use of positron emission tomography and evoked potentials in the detection of cortical afferents from the gastrointestinal tract. American Journal of Gastroenterology Vol. 91: 2372-2376, 1996.
- Gyulai L, Jaggi J, Bauer MS, Younkin S, Rubin L, Attie, Whybrow PC: Bone mineral density and L-thyroxine treatment in rapidly cycling bipolar disorder. Biological Psychiatry Vol. 41: 503-506, 1997.

- Selikson MH, Jaggi J, Mozley PD, Lodhi L, McCue J, Vu, Forrest R: A proposal for minimum detectable compartment in MIRD dosimetry modelling. Physics in Medicine & Biology Vol. 42: 1605-1617, 1997.
- Turkheimer F, Sokoloff L, Bertoldo A, Lucignani G, Reivich M, Jaggi JL, Schmidt K: Estimation of component and parameter distributions in spectral analysis. Journal of Cerebral Blood Flow & Metabolism Vol. 18: 1211-1222, 1998.
- Baenziger O, Mueller AM, Morales CG, Jaggi JL, Duc G, von Siebenthal K, Bucher HU: Cerebral blood flow and neurological outcome in the preterm infant. European Journal of Pediatrics Vol. 158: 138-143, 1999.
- Dlugos DJ, Jaggi J, O'Connor WM, Ding XS, Reivich M, O'Connor MJ, Sperling MR: Hippocampal cell density and subcortical metabolism in temporal lobe epilepsy. Epilepsia Vol. 40: 408-413, 1999.
- Telfeian AE, Boockvar JA, Simuni T, Jaggi J, Skolnick B, Baltuch GH: Efficacy of unilateral deep brain stimulation of the VIM nucleus of the thalamus in a patient with bipolar disorder associated with Klinefelter's syndrome and essential tremors. J of Neurosurgery Vol. 93: 127-128, 2000.
- Grossman M, Libon DJ, Ding XS, Cloud B, Jaggi J, Morrison D, Greenberg J, Alavi A, Reivich M: Progressive peripheral agraphia. Neurocase Vol. 7: 339-349, 2001.
- Schwalb JM, Riina HA, Skolnick B, Jaggi JL, Simuni T, Baltuch GH: Revision of deep brain stimulator for tremor. Technical note. J Neurosurgery Vol. 94: 1010-1012, 2001.
- Simuni T, Jaggi JL, Mulholland H, Skolnick BE, Hurtig HI, Colcher A, Siderowf AD, Stern MB, Baltuch GH: Bilateral Stimulation of the Subthalamic Nucleus in Parkinson's Disease: A Study of Efficacy and Safety. Journal of Neurosurgery Vol. 96: 666-672, 2002.
- Samadani U, Umemura A, Jaggi JL, Colcher A, Zager EL, Baltuch GH: Thalamic deep brain stimulation for disabling tremor after excision of a midbrain cavernous angioma. Case report. J Neurosurg 98(4): 888-90, Apr 2003.
- Umemura A, Jaggi JL, Hurtig HI, Siderowf AD, Colcher A, Stern MB, Baltuch GH: Deep brain stimulation for Movement Disorders: Morbidity and Mortality in 109 Patients. J Neurosurg 98(4): 779-84, Apr 2003.
- Counelis GJ, Simuni T, Forman MS, Jaggi JL, Trojanowski JQ, Baltuch GH: Bilateral subthalamic nucleus deep brain stimulation for advanced PD: correlation of intraoperative MER and postoperative MRI with neuropathological findings. Movement Disorders 18(9): 1062-1065, Sep 2003.
- Jaggi JL, Umemura A, Hurtig HI, Siderowf AD, Colcher A, Stern MB, Baltuch GH:

Bilateral Stimulation of the Subthalamic Nucleus in Parkinson's Disease: Surgical efficacy and prediction of outcome. Stereotact Funct Neurosurg Vol. 82: 104-114, April 2004.

Kerrigan JF, Litt B, Fisher RS, Cranstoun S, French JA, Blum DE, Dichter M, Shetter A, Baltuch G, Jaggi J, Krone S, Brodie M, Rise M, Graves N: Electrical stimulation of the anterior nucleus of the thalamus for the treatment of intractable epilepsy. Epilepsia 45(4): 364-354, April 2004.

Umemura A, Jaggi JL, Dolinskas CA, Stern MB, Baltuch GH: Pallidal deep brain stimulation for longstanding severe generalized dystonia in Hallervorden-Spatz syndrome. Case report. J Neurosurg 100(4): 706-709, April 2004.

Umemura A, Samadani U, Jaggi JL, Hurtig HI, Baltuch GH: Thalamic deep brain stimulation for posttraumatic action tremor. Clin Neurol Neurosurg 106(4): 280-283, September 2004.

Chou KL, Siderowf AD, Jaggi JL, Liang GS, Baltuch GH: Unilateral Battery Depletion in Parkinson's Disease Patients Treated with Bilateral Subthalamic Nucleus Deep Brain Stimulation May Require Urgent Surgical Replacement. Stereotact Funct Neurosurg 82(4): 153-155, December 2004.

Simon LS, Douglas P, Baltuch GH, Jaggi JL: Error Analysis of MRI and Leskell Stereotactic Frame Target Localization in Deep Brain Stimulation Surgery. Stereotact Funct Neurosurg Vol. 83: 1-5, February 2005.

Contributions to peer-reviewed clinical research publications, participation cited but not by authorship:

Obrist WD, Gennarelli TA, Segawa H, Dolinskas CA, Langfitt TW: Relation of cerebral blood flow to neurological status and outcome in head-injured patients. J Neurosurgery. Page: 292-300, 1979.

Research Publications, non-peer reviewed:

Jaggi JL and Obrist WD: Experimental monitoring of the lung as a substitute for endtidal Xe 133 sampling in noninvasive CBF studies: Preliminary findings. rCBF Bulletin Vol. 2: 25-27, 1981.

Abstracts:

Jaggi JL, Obrist WD, Gennarelli TA, and Dolinskas CA: CBF-CO₂ Reactivity in relation to CT findings in acute head injury. J Cereb Blood Flow Metabol Vol. 11(Supp2): 833, 1991.

Grossman M, Reivich M, Ding XS, Morrison D, Jaggi J, Alavi A, and Greenberg JH: Cerebral Network for sentence comprehension examined with a PET activation paradigm. J Cereb Blood Flow Metabol Vol. 13(Supp1): S525, 1993.

Jaggi JL, and Noordergraaf A: Effects of activation on 133Xenon Cerebral Blood Flow measurements: A simulation study. J Cereb Blood Flow Metabol Vol. 13(Supp1):

S323, 1993.

Cruz J, Hoffstad OJ, Jaggi JL: False cerebral ischemia in acute brain injury with acute anemia. Crit Care Med Vol. 22(Supp): A58, 1994.

Cruz J, Hoffstad OJ, Jaggi JL, Gennarelli TA: Hyperventilation is associated with best coupling of cerebral oxygen and glucose extraction in severe acute brain trauma. J Neurosurg Vol. 80: 387A, 1994.

Jaggi JL, Greenberg JH, Noordergraaf A, and Reivich M: Analysis of tracer dispersion and delay in sampling lines. J Cereb Blood Flow Metabol Vol. 17(Supp1): S331, 1997.

Jaggi JL, Siderowf A, Hurtig HI, Stern MB, Colcher A, and Baltuch GH: Relationship of electrode position to outcome in bilateral subthalamic nucleus stimulation in Parkinson's disease. American Association of Neurological Surgeons Annual Meeting, Chicago, J Neurosurg Vol. 96: 407, 2002.

Simuni T, Jaggi JL, Stern MB, and Baltuch GH: Bilateral subthalamic nucleus deep brain stimulation: correlation of outcome with patient's age. Neurology Vol. 58(Supp3): 117, 2002.

Jaggi JL, Umemura A, Hurtig H, Siderowf A, Colcher A, Stern MB, Baltuch GH: Bilateral Stimulation of the subthalamic Nucleus in Parkinson's Disease: Prediction of Outcome. American Association of Neurological Surgeons Annual Meeting, San Diego, J Neurosurg Vol. 98: 671, 2003.

Editorials, Reviews, Chapters, including participation in committee reports (print or other media):

Gessner U, Jaggi J, Bammert J and Meuret G: On the stability of a simple model of monocytopenia. Mathematical Models in Cell Kinetics. European Press Medikow, Ghent, Belgium. Valleron AS (eds.). Page: 55-59, 1975.

Sutton LN, Bruce DA, Welsh FA and Jaggi J: Metabolic and electrophysiologic consequences of vasogenic edema. Advances in Neurology, Brain Edema. Raven Press, New York. Cervos-Navarro J and Ferszt F (eds.). Vol. 28: 241-254, 1980.

Obrist WD, Dolinskas CA, Jaggi JL, Cruz J, and Steiman DL: Serial cerebral blood flow studies in acute head injury: Application of the intravenous Xe-133 method. Functional Radionuclide Imaging of the Brain. Magistretti PL (eds.). Raven Press, New York, Page: 145-150, 1983.

Obrist WD, Jaggi JL, Steiman DL and Cruz J: Relationship of cerebral blood flow to metabolism in acute head injury. Cerebral Vascular Disease 4. Excerpta Medica, Amsterdam. Meyer JS, Lechner H, Reivich M, Ott EO (eds.). Page: 221-225, 1983.

Obrist WD, Langfitt TW, Dolinskas CA, Jaggi JL and Segawa H: Factors relating to

intracranial hypertension in acute head injury. Intracranial Pressure V. Springer Verlag, Berlin. Ishii S, Nagai H, Brock M (eds.). Page: 491-494, 1983.

Uzzell BP, Dolinskas CA, Jaggi JL and Obrist WD: rCBF and neuropsychological findings in head injury. Cerebral blood flow and metabolism measurement. Springer Verlag Berlin. Hartmann A, Hoyer S (eds.). Page: 88-91, 1985.

Uzzell BP, Obrist WD, Dolinskas CA and Jaggi JL: Correlation of acute ICP and CBF with CT-scan and neuropsychological recovery in severe head injury. Intracranial Pressure VI, Springer Verlag Berlin. Miller JD, Teasdale GM, Rowan JO, Galbraith SL, and Mendelow AD (eds.). Page: 687-690, 1986.

Jaggi JL and Obrist WD: Regional cerebral blood flow determined by xenon 133 clearance. Cerebral blood flow: Physiologic and clinical aspects. Mc Graw-Hill, New York. Wood JH (eds.). Page: 189-201, 1987.

Jaggi JL, Lipp AE and Duc G: Measurement of cerebral blood flow with the noninvasive Xe 133 method in preterm infants. Physiologic Foundations of perinatal care. Stern L (eds.). Elsevier, Vol. 13: 231-242, 1989.

Lipp AE, Jaggi JL and Duc G: Controversial issues in the pathogenesis of perinatal brain lesions of premature infants. Controversial issues in neonatal interventions. Duc G (eds.). Thieme, Stuttgart & New York, Page: 164-184, 1989.

Books:

[none]

Alternative Media:

[none]

Patents:

[none]

This is to acknowledge the receipt of your letter/application dated

8/23/2005, and to inform you that the initial processing which includes an administrative review has been performed.

☒ ATTEND. 37-06864-06 There were no administrative omissions. Your application was assigned to a technical reviewer. Please note that the technical review may identify additional omissions or require additional information.

☐ Please provide to this office within 30 days of your receipt of this card

A copy of your action has been forwarded to our License Fee & Accounts Receivable Branch, who will contact you separately if there is a fee issue involved.

Your action has been assigned **Mail Control Number** 137591.
When calling to inquire about this action, please refer to this control number.
You may call us on (610) 337-5398, or 337-5260.