

July 19, 2005  
9704-PFS-107

DOCUMENT CONTROL DESK  
UNITED STATES NUCLEAR REGULATORY COMMISSION  
WASHINGTON, D.C. 20555



Reference: a) Boeing Letter G-1151-RSO-92-365 dated August 31, 1992; R.S.  
Orr to the NRC Operations Center  
b) NRC Letter Docket No. 99901227 dated August 12, 1992; L. J.  
Norrholm to R. S. Orr; Subject: Response to 10 CFR 21 Inquiry

Dear Sir or Madam:

In accordance with the Reference correspondence and 10 CFR 21, Boeing is sending the NRC the attached error notices received from our former software suppliers. Because of unknown current addresses, the following former customers were not notified:

Reactor Controls, Inc  
Echo Energy Consultants  
Nuclear Applications and Systems Analysis Company (Japan)  
Nuclear Power Services  
GPU Nuclear Corporation  
Tenera, Inc.  
Stone & Webster Engineering  
Raytheon Engineers & Constructors  
Gilbert Associates, Inc.

Error notices have been sent to our other former customers.

Very truly yours,

A handwritten signature in cursive script that reads 'Pat Soroe'.

Pat Soroe  
Nuclear Administrator  
(425) 865-5386  
[patricia.f.soroe@boeing.com](mailto:patricia.f.soroe@boeing.com)

Enclosures: GT STRUDL Program Report Forms 2005.02 – 2005.04

IE20

# GTSTRUDL Program Report Form

GPRF No.: 2005.02

DATE: 6/15/05

FROM: Computer-Aided Structural Engineering Center  
Georgia Institute of Technology  
Atlanta, Georgia 30332-0355

## SEVERITY LEVEL:

- ☒ URGENT Problem results in incorrect answers which may not be apparent or job aborts and cannot be recovered within the session or job.
- ☐ SERIOUS Problem results in incorrect answers which are obvious or problem prevents completion of a particular user's task.
- ☐ MINOR Problem can be worked around or problem poses high frustration factor.
- ☐ INFORMATIVE Documentation error, program usage tip, user inconveniences.

Date Problem Confirmed June 9, 2005

Date Notification Sent 6/15/05

Computers All

Operating System All

Version All

Target Release for Correction Version 29.0

Michael H. Swanger  
Signature  
R & D Division

Michael H. Swanger  
Typed or Printed Name

David C. Key  
Signature  
Professional Services Division

David C. Key  
Typed or Printed Name

Sr. RE  
Title

6/10/05  
Date of Signature

Configuration Control Manager  
Title

6/15/05  
Date of Signature

**GTSTRUDL Program Report Form**  
(Continued)

GPRF No.: 2005.02

DATE: 6/15/05

DESCRIPTION:

GTSTRUDL static and dynamic analyses will abort if member releases are specified for rigid bodies (TYPE RIGID PLANE/PLATE/PIN/SOLID). Member releases may be specified only for plane and space frame members. Rigid members that have member releases, or other special member end conditions such as member eccentricities and end joint sizes, are more appropriately modeled by plane/space frame members with large stiffness properties to model the rigid behavior.

GTSTRUDL Reference Manual Sections

Joint Constraints – Rigid Bodies and Joint Ties

Section 2.6.5, Volume 3

# GTSTRUDL Program Report Form

GPRF No.: 2005.03

DATE: 6/20/05

FROM: Computer-Aided Structural Engineering Center  
Georgia Institute of Technology  
Atlanta, Georgia 30332-0355

## SEVERITY LEVEL:

- ☐ URGENT Problem results in incorrect answers which may not be apparent or job aborts and cannot be recovered within the session or job.
- ☐ SERIOUS Problem results in incorrect answers which are obvious or problem prevents completion of a particular user's task.
- ☒ MINOR Problem can be worked around or problem poses high frustration factor.
- ☐ INFORMATIVE Documentation error, program usage tip, user inconveniences.

Date Problem Confirmed June 16, 2005

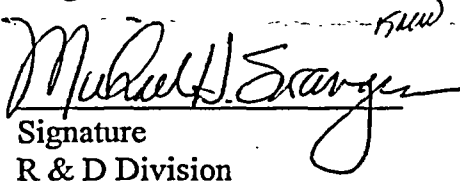
Date Notification Sent 6/20/05

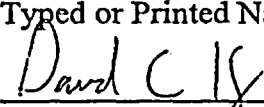
Computers All

Operating System All

Version All

Target Release for Correction Version 29.0

  
Signature  
R & D Division

Michael H. Swanger  
Typed or Printed Name  
  
Signature  
Professional Services Division

David C. Key  
Typed or Printed Name

Sr. RE  
Title

6/16/05  
Date of Signature  
Configuration Control Manager  
Title

6/20/05  
Date of Signature

**GTSTRUDL Program Report Form**  
(Continued)

GPRF No.: 2005.03

DATE: 6/20/05

DESCRIPTION:

The execution of the FORM MISSING MASS command assumes that the DAMPING RATIO/PERCENT is 0.0 if neither of the words RATIO or PERCENT is given in the command following the DAMPING option. The following message will be reported if neither of the words RATIO or PERCENT is given in the command and the assumed damping ratio of 0.0 is not within the range of the damping values for the response spectrum curve(s) of the specified response spectrum loading:

```
{ 6151} > FORM MISSING MASS LOAD 'MM103' -  
{ 6152} >_FROM RESPONSE SPECTRA LOAD 103 FREQ 33.00 DAMPING 0.05  
  
**** ERROR_STDZPA -- DAMPING RATIO FOR MISSING MASS LOAD COMPUTATION  
LIES OUTSIDE THE RANGE OF SPECTRAL CURVES FOR  
RESPONSE SPECTRUM LOAD 103 . SCAN MODE ENTERED.
```

CI-w-cmdnpro, ERROR: The following symbols were not processed.  
0.05

If the assumed damping ratio of 0.0 is within the range for the response spectrum curve(s) of the specified response spectrum loading, then the following error message is reported and the missing mass loading is computed for a damping ratio of 0.0:

```
{ 6151} > FORM MISSING MASS LOAD 'MM103' -  
{ 6152} >_FROM RESPONSE SPECTRA LOAD 103 FREQ 33.00 DAMPING 0.05
```

CI-w-cmdnpro, ERROR: The following symbols were not processed.  
0.05

However, this situation can occur only if one of the response spectrum curve(s) of the specified response spectrum loading has a damping ratio/percent of 0.0.

In order to correct this error condition, add the appropriate word, either RATIO or PERCENT, to the FORM MISSING MASS command following the word DAMPING:

```
FORM MISSING MASS LOAD 'MM103' -  
FROM RESPONSE SPECTRA LOAD 103 FREQ 33.00 DAMPING RATIO 0.05
```

GTSTRUDL Reference Manual Sections

The FORM MISSING MASS Command

Section 2.4.9.1, Volume 3

## GTSTRUDL Program Report Form

GPRF No.: 2005.4

DATE: 7/1/05

FROM: Computer-Aided Structural Engineering Center  
Georgia Institute of Technology  
Atlanta, Georgia 30332-0355

### SEVERITY LEVEL:

- ☒ **URGENT** Problem results in incorrect answers which may not be apparent or job aborts and cannot be recovered within the session or job.
- ☐ **SERIOUS** Problem results in incorrect answers which are obvious or problem prevents completion of a particular user's task.
- ☐ **MINOR** Problem can be worked around or problem poses high frustration factor.
- ☐ **INFORMATIVE** Documentation error, program usage tip, user inconveniences.

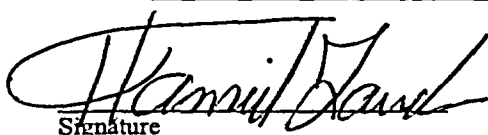
Date Problem Confirmed June 30, 2005

Date Notification Sent 7/1/05

Computers ALL

Operating System ALL


Version Version 87.01 through and including version 28

  
Signature  
R & D Division

Senior Software Engineer  
Title

Hamid Zand  
Typed or Printed Name

June 30, 2005  
Date of Signature

  
Signature  
Professional Services Division

Configuration Control Manager  
Title

David C. Key  
Typed or Printed Name

7/1/05  
Date of Signature

# GTSTRU DL Program Report Form

(Continued)

GPRF No.: 2005.04

DATE: 7/1/05

## DESCRIPTION:

Applicable GTSTRU DL Command:

Steel design CHECK or SELECT MEMBERS command

Applicable GTSTRU DL Steel Design Function:

Automatic K-factor computation

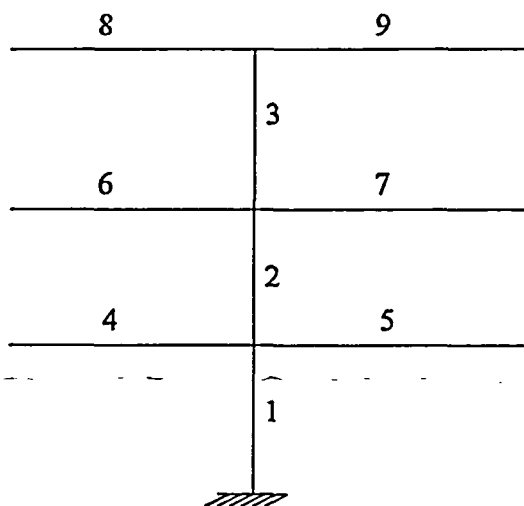
GTSTRU DL Documentation Reference:

Sections 2.2 and 2.3 of Volume 2A

## Explanation:

Automatic K-factor computations will be incorrect if the user specifies parameter FRLY or FRLZ for the beams or columns connected to the member for which the K-factor is being computed.

## Example:



COLUMN LINE 'COL1' MEMBERS 1 TO 3

## PARAMETERS

FRLY	0.5	MEMBERS 4 TO 9
COMP	KZ	MEMBERS 1 TO 3

OR if problem is a 3D model

COMP	YES	MEMBERS 1 TO 3
------	-----	----------------



CHECK MEMBERS 1 TO 3

OR

SELECT MEMBERS 1 TO 3

**Workaround:**

Specify the parameters LY and LZ for the unbraced length. Do not use FRLY and FRLZ when requesting the automatic K-factor computation.

**Important Note:**

The problem with parameters FRLY and FRLZ only affects the automatic K-factor computation. Parameters FRLY and FRLZ are correctly implemented for all other steel design code check or select commands.