


CHRISTIANA CARE
 HEALTH SYSTEM

Department of Radiation Oncology

 Christiana Care
 4755 Ogletown-Stanton Rd.
 PO Box 6001
 Newark, DE 19718-6001
 302-733-1830

 North Wilmington
 Silverside-Carr
 Corporate Center
 405 Silverside Road
 Wilmington, DE 19809
 302-793-4150

 Union Hospital Cancer Center
 111 West High Street
 Suite 104
 Elkton, MD 21921
 410-398-4921

 Helen F. Graham Cancer Center
 Christiana Campus
 4701 Ogletown-Stanton Road
 Newark, DE 19713
 302-623-4800

 Christopher Koprowski, MD
 Chairman

Vernon Donovanik, MD, FACC

Michael E. Dzieda, MD

Michael D. Sorensen, MD

Sunjay A. Shah, MD

Adam Raben, MD

 Diplomates
 American Board of Radiology

 Larry Simpson
 Chief Clinical Physicist

22 July 2005

 Sandy Gabriel
 Senior Health Physicist
 Medical Branch-NRC Region I
 475 Allendale Road
 King of Prussia, PA 19406-1415
 610-337-5006
 610-337-5269 fax
 <slg2@nrc.gov>

Q-8

03001303

License No. 07-12153-02

Reference Mail Control # - 136985

Dear Ms Gabriel:

This is followup to your request for further information as regards to our request to amend our NRC license.

1. Attachment A, provides the documentation, confirming Novoste's receipt of IVB Sr-90 endovascular sources 11/22/04.
2. I should be listed as the non-medical authorized user for storage of the Sr-90 eye applicator which has been withdrawn from clinical use.
3. As regards our request to add Abhirup Sarkar, M.S., as AMP on our license:
 - 3.a. Attachment B is a copy of the transcripts from Univ of Pennsylvania, documenting granting MS degree in Medical Physics on 19May2003.
 - 3.b. A description of his program, including clinical experience at UPenn, 19May2003-Jan2004 is found as Attachment C.
 - 3.c. Attachment D is letter from me, certifying that he has completed one year of full time experience including the applicable tasks listed in 10 CFR 35.961(c).

136985

NMCC/RGNI MATERIALS-002

Since our request for these amendments were sent to you, we have , on medical staff, a new Radiation Oncologist, Dr. Jon Strasser, who has just completed his residency at Harvard Medical School. We request that he be added to our NRC license as medical Authorized User. Attachment E is a letter from his Harvard program director attesting to his training together with logfiles of his patient experiences. . Attachment F is my summary, from his logfiles, of his LDR and HDR clinical experience in training.


If you need further information or clarification please contact me:

302-545-3870 voice

302-623-4850 fax

< LSimpson@ChristianaCare.org >

Sincerely,

A handwritten signature in black ink, appearing to read "Larry D. Simpson". The signature is fluid and cursive, with the first name "Larry" being more prominent.

Larry D. Simpson, Ph.D.
Director, Medical Physics

Cc: Joseph Solge, RSO
Pat Grusenmeyer, VP

A.1



Date: 30 June 2005

To: David Jacob / Larry Simpson

From: Patricia Blute

Subject: Confirmation of Receipt of Radioactive Sources

This letter is being sent to you as confirmation of receipt by Novoste of the following active sources from Christiana Care Health in Newark, Delaware. All active sources have been returned.

RST ZB614 in Transfer Device 92750 on 11/22/04

RST ZA742 in Transfer Device 92588 on 11/22/04

Regards,

*Patricia Blute
Rad Lab Supervisor
Novoste Corporation
770.638.5480
pblute@novoste.com*


PennInTouch
 UNIVERSITY of PENNSYLVANIA

B.1.

- Addresses**
- Privacy Settings**
- Bill Summary**
- PennCard**
- Financial Aid**
- Employment**
- Loan Status**
- Messages**
- Phone Bill**
- Registration**
- Student Schedule**
- Elections**
- Transcript**
- Worksheet**

University Transcript
 as of: 02/21/05

Your Unofficial University Transcript is displayed below. Please note that you can only access this online transcript up to 3 times per day.

[Order Transcript Online](#) | [Order Official and/or Unofficial Transcripts](#)

To Order and Pay by Mail (checks only), click [here](#) to print an order form.

UNOFFICIAL TRANSCRIPT

This is transcript request # 1 of 3 allowed per day.

Penn Portal

AT THE GRADUATE LEVEL IN ARTS & SCIENCES
 * * * * * ACADEMIC PROGRAM * * * * *

Admitted From: INDIAN INSTITUTE OF TECHNOLOGY

School: ARTS & SCIENCES
 Division: GRADUATE ARTS & SCIENCES
 Degree Program: MASTER OF MEDICAL PHYSICS
 Graduate Group: PHYSICS AND ASTRONOMY

* * * * * DEGREES AWARDED * * * * *

05-19-03 MASTER OF MEDICAL PHYSICS

* * * * * UNIVERSITY OF PENNSYLVANIA COURSE WORK * * * * *

Fall 2001		GRADUATE ARTS & SCIENCES			
PHYS	521	ADVANCED LAB	1.00	CU	A
PHYS	561	ELECTROMAGNETISM I	1.00	CU	B
PHYS	582	MEDICAL RADIATION ENG.	1.00	CU	A-
		Term Statistics:	3.00	CU	
		Cumulative:	3.00	CU	
Spring 2002		GRADUATE ARTS & SCIENCES			
PHYS	562	ELECTROMAG II	1.00	CU	A
PHYS	582	MEDICAL RADIATION ENG.	1.00	CU	A-
PHYS	999	INDEPENDENT STUDY	1.00	CU	B+
PHYS	999	INDEPENDENT STUDY	1.00	CU	A-
		Term Statistics:	4.00	CU	
		Cumulative:	7.00	CU	
Summer 2002		GRADUATE ARTS & SCIENCES			
PHYS	999	INDEPENDENT STUDY	1.00	CU	A
		Term Statistics:	1.00	CU	

Fall'01 Aug – Dec

Took courses full time at UPenn including basics of radiation physics and dosimetry calculations

Spring'02 Jan – May

In addition to taking courses which included basics of dosimetry and treatment planning...worked with Dr. Indra J. Das and Mike Bieda on an independent project on the possibility of finding a single OD to dose calibration curve over a useful range of depth, field size and orientation....the study also compared the depth and field size dependence of EDR and XV films

Summer'02 Jun – Aug

Started working on an independent study with Dr P. Bloch on evaluation of irradiated lung area due to respiratory motion in breast patients and its comparison to daily treatment set-up variations..results using the EPID

Fall'02 Sept – Dec

Courses on anatomy, physiology and CT reconstruction algorithms...worked with Dr A. Kassae on an independent study on comparison of coplanar and non-coplanar IMRT plans for pediatric posterior fossa tumors using different planning algorithms and effect of MLC leaf size on optimization results...continued work on the study with Dr,Bloch...spent around 10-15 hrs per week in dosimetry learning different planning aspects of tumor sites...helped with monthly and annual QA on machines...TLD annealing and irradiation..prostate seed implant pre-planning and needle loading

Spring'03 Jan –May

Course work included basics of CT and MR imaging...worked on an independent study with Dr. Bloch finishing up the breast study studying dose distribution throughout breast and quantify inter and intra-fraction lung and heart motion due to respiration and set-up...also worked with Dr. Kassae on a study involving comparison of dosimetric characteristics of small photon fields with micro-chambers and diodes...continued above-mentioned clinical duties. *M.S. awarded 5/19/03.*

June'03 – Jan'04 Junior Physicist

Helped dosimetry with planning...did H&N IMRT plans on Oncentra...prostate seed pre-plans on Variseed...monthly and annual QA...IMRT QA and film analysis...chart checks...helped with commissioning of a machine...commissioning of new stereotactic cone system from Raidionics..worked with Dr.Kassae on comparison of CT and MR image registration accuracy of manual (Helax) and automatic (Radionics) techniques.



CHRISTIANA CARE
HEALTH SYSTEM

Department of Radiation Oncology

D 1

Christiana Care
4755 Ogletown-Stanton Rd
PO Box 6001
Newark, DE 19718-6001
302-733-1830

North Wilmington
SilverSide-Carr
Corporate Center
405 SilverSide Road
Wilmington, DE 19809
302-793-4150

Union Hospital Cancer Center
111 West High Street
Suite 104
Elkton, MD 21921
410-398-4921

Helen F. Graham Cancer Center
Christiana Campus
4701 Ogletown-Stanton Road
Newark, DE 19713
302-623-4800

Christopher Koprowski, MD
Chairman

Vernon Donovanik, MD, FRCR

Michael F. Dzieda, MD

Michael D. Sorensen, MD

Sunjay A. Shah, MD

Adam Raben, MD

Diplomates
American Board of Radiology

Larry Simpson
Chief Clinical Physicist

23 July 2005

Sandy Gabriel
Senior Health Physicist
Medical Branch-NRC Region I
475 Allendale Road
King of Prussia, PA 19406-1415
610-337-5006
610-337-5269 fax
< slg2@nrc.gov >

License No. 07-12153-02

Reference Mail Control # - 136985

Dear Ms Gabriel:

As regards our request to add Abhirup Sarkar, M.S. , as AMP on our license:

I certify that he has completed more than one year of full time experience under my supervision in his work with both LDR- and HDR- applicable tasks listed in 10 CFR 35.961(c).

Specifically:

He has direct clinical physics experience in over 200 LDR prostate seed implants and source safety and management.

He completed a 3 day course of training at the Nucletron facilities in Columbia, MD for the Nucletron mHDR unit and the Plato HDR Brachy Planning system.

D2

He participated in the commissioning of the mHDR unit last year. He has attended and completed the annual refresher safety and emergency training for 2004 and 2005 on our mHDR unit.

He has shared in the Daily QA, source change-out calibrations, and treatment planning for the mHDR in its use for over 400 HDR fractions involving Mammosite breast intracavitary, vaginal/cervical intracavitary, and prostate interstitial patient applications. He has been key in working with physicists at UCSF Med School to implement improved mathematical optimization of weighted dwell points for interstitial prostate planning and treatments.


If you need further information or clarification please contact me:

302-545-3870 voice

302-623-4850 fax

< LSimpson@ChristianaCare.org >


Sincerely,



Larry D. Simpson, Ph.D.
Director, Medical Physics

Cc: Joseph Solge, RSO
Pat Grusenmeyer, VP

E 1



Children's Hospital



Jay R. Harris, M.D.

Professor and Chair
Department of Radiation Oncology
Dana-Farber Cancer Institute
Brigham and Women's Hospital
Children's Hospital
Harvard Medical School

Dana-Farber Cancer Institute
44 Brimley Street, Room 1622
Boston, Massachusetts 02115-6024
617 632 2291 tel 617 632 2290 fax
jharris@ Dana-Farber.org
www.dana-farber.org

June 30, 2005

Larry D. Simpson, PhD
4701 Ogletown-Stanton Road
Radiation Oncology, Suite 1124
Newark, DE 19713

Handwritten:
2/13/05
revised

Fax: 302-623-4850

To Whom It May Concern:

This letter is in response to your request to confirm that Dr. Jon Strasser has completed:

1. A structured educational program in basic radionuclide techniques applicable to the use of a sealed source in a therapeutic medical unit that includes:

- i. 200 hours of classroom and lab training in radiation physics and instrumentation, radiation protection, mathematics pertaining to the use and measurement of radioactivity, and radiation biology
- ii. 500 hours of work experience under the supervision of an authorized user

2. Has completed 3 years of supervised clinical experience in radiation therapy, under an authorized user as part of the formal training program approved by the Residency Review Committee for Radiation Oncology of the Accreditation Council for Graduate Medical Education.

3. Has received training in device operation, safety procedures, and clinical use for the types of use for which authorization is sought by receiving training supervised by an authorized user or authorized medical physicist, as appropriate, who is authorized for the type(s) of use for which the individual is seeking authorization.

Jon Strasser, M.D., entered our training program on 7/1/01 and completed our program on 6/30/05 at the Joint Center for Radiation Therapy (JCRT) now known as the Harvard Radiation Oncology Program (HROP) and has achieved a level of competency sufficient to function independent as an authorized user of each type of therapeutic medical unit for which the individual is requesting authorized user status.

Handwritten signature: Jay R. Harris
Jay R. Harris, M.D.
Residency Program Director

Resident Experience Report

ram ID: 4302411131 Program Name: Brigham and Women's Hospital/Massachusetts General Hospital/Harvard Medical School Pro
 at All Institutes
 Jon F. Strasser
 For Procedures in All Years For All Resident Roles
 For All Types in All Areas and All Groups
 As Of 6/16/2005

Radiation Oncology	Observed	Performed	Total
Ex Beam - non-metastatic		0	0
Benign: Heterotopic Bone		0	0
Benign: Eye		0	0
Benign: Other		0	0
Bone/STS		1	1
Breast: Intact		0	0
Breast: Post-Mastectomy		0	0
CNS		1	1
Endocrine		0	0
Head & Neck: Intact		21	21
Head & Neck: Post-Operative		8	8
Gastrointestinal: Esophagus		3	3
Gastrointestinal: Stomach		2	2
Gastrointestinal: Pancreas		2	2
Gastrointestinal: Hepatobiliary		0	0
Gastrointestinal: Colon		0	0
Gastrointestinal: Rectum		4	4
Gastrointestinal: Anus		0	0
Gastrointestinal: Other		0	0
Genitourinary: Prostate		23	23
Genitourinary: Bladder		0	0
Genitourinary: Testes		0	0
Genitourinary: Other		10	10
Gynecologic: Cervix Intact		4	4
Gynecologic: Cervix Post-Hysterectomy		0	0
Gynecologic: Uterus		6	6
Gynecologic: Other		5	5
Hodgkins Lymphoma		0	0
Non-Hodgkins Lymphoma		0	0
Leukemia/Myeloma		1	1
Other Hematologic Malignancies		0	0
Lung/Mediastinum: Small Cell Lung Cancer		1	1
Lung/Mediastinum: Non-Small Lung Cancer		2	2
Lung/Mediastinum: Other		0	0
Skin		0	0
Unknown		0	0
Ex Beam - non-metastatic		94	94

Resident Experience Report

E3

2005

ram ID: 4302411131 Program Name: Brigham and Women's Hospital/Massachusetts General Hospital/Harvard Medical School Pro
 at All Institutes
 Jon F. Strasser
 For Procedures in All Years For All Resident Roles
 For All Types in All Areas and All Groups
 As Of 6/16/2005

Radiation Oncology	Observed	Performed	Total
Ex Beam - metastatic		18	18
Secondary Site			
Ex Beam - metastatic		18	18
Pediatric			
Leukemia	0	19	19
Medulloblastoma	0	3	3
CNS (non-medulloblastoma)	0	7	7
Hodgkins Lymphoma	0	0	0
Non-Hodgkins Lymphoma	0	1	1
Rhabdomyosarcoma/STS	0	1	1
Ewings Sarcoma/Bone Tumor	0	2	2
Neuroblastoma	0	2	2
Retinoblastoma	0	0	0
Wilms Tumor	0	1	1
Other	0	3	3
Pediatric	0	39	39
Stereotactic radiosurgery			
Brain	0	3	3
Other	0	0	0
Stereotactic radiosurgery	0	3	3
Brachytherapy - Interstitial			
Breast - Low Dose Rate	0	0	0
Breast - High Dose Rate	0	1	1
Soft Tissue Sarcoma - Low Dose Rate	0	1	1
Soft Tissue Sarcoma - High Dose Rate	0	0	0
Head & Neck - Low Dose Rate	0	1	1
Head & Neck - High Dose Rate	0	0	0
Prostate - Low Dose Rate	0	9	9
Prostate - High Dose Rate	0	0	0
GYN/Pelvis - Low Dose Rate	0	1	1
GYN/Pelvis - High Dose Rate	0	6	6
Other - Low Dose Rate	0	0	0
Other - High Dose Rate	0	0	0
Brachytherapy - Interstitial	0	19	19

Resident Experience Report

E4

2005

ram ID: 4302411131 Program Name: Brigham and Women's Hospital/Massachusetts General Hospital/Harvard Medical School Pro
 at All Institutes
 Jon F. Strasser
 For Procedures in All Years For All Resident Roles
 For All Types in All Areas and All Groups
 As Of 6/16/2005

Radiation Oncology	Observed	Performed	Total
Brachytherapy - Intracavitary			
Cervix/Uterus - Low Dose Rate	0	0	0
Cervix/Uterus - High Dose Rate	0	106	106
Endovascular - Low Dose Rate	0	0	0
Endovascular - High Dose Rate	0	0	0
Endobronchial - Low Dose Rate	0	0	0
Endobronchial - High Dose Rate	0	0	0
Esophagus - Low Dose Rate	0	0	0
Esophagus - High Dose Rate	0	0	0
Bile Duct - Low Dose Rate	0	0	0
Bile Duct - High Dose Rate	0	0	0
Other - Low Dose Rate	0	0	0
Other - High Dose Rate	0	1	1
Brachytherapy - Intracavitary	0	107	107
Endovascular Insertions			
Endovascular Insertions	0	1	1
Endovascular Insertions	0	1	1
Unsealed Sources			
I-131 Oral	0	0	0
P-32 Colloid	0	0	0
SR-89	0	0	0
SM-153	0	0	0
Radiolabeled Drugs	0	0	0
Other	0	0	0
Unsealed Sources	0	0	0
Radiation Oncology	0	281	281

Resident Experience Report *ES 2005*

ram ID: 4302411131 Program Name: Brigham and Women's Hospital/Massachusetts General Hospital/Harvard Medical School Program
at All Institutes
Jon F. Strasser
For Procedures in All Years For All Resident Roles
For All Types in All Areas and All Groups
As Of 6/16/2005

Signature of Resident

Signature of Program Director

Date

6/16/05

Date

NOTE: The Program Director is responsible for validating the accuracy of the data in this record.
Records signed by both the resident and Program Director must be kept on file in the Program Office.
Records sent to the Residency Review Committee Office MUST be signed by the Program Director.

Resident Experience Report

Eb

2004

am ID: 4302411131 Program Name: Brigham and Women's Hospital/Massachusetts General Hospital/Harvard Medical School Pro

at All Institutes

Jon F. Strasser

For Procedures in All Years For All Resident Roles

For All Types in All Areas and All Groups

As Of 7/6/2004

Radiation Oncology	Observed	Performed	Total
Ex Beam - non-metastatic			
Benign: Heterotopic Bone		0	0
Benign: Eye		0	0
Benign: Other		0	0
Bone/STS		0	0
Breast: Intact		0	0
Breast: Post-Mastectomy		0	0
CNS		0	0
Endocrine		0	0
Head & Neck: Intact		0	0
Head & Neck: Post-Operative		0	0
Gastrointestinal: Esophagus		2	2
Gastrointestinal: Stomach		1	1
Gastrointestinal: Pancreas		1	1
Gastrointestinal: Hepatobiliary		0	0
Gastrointestinal: Colon		0	0
Gastrointestinal: Rectum		2	2
Gastrointestinal: Anus		0	0
Gastrointestinal: Other		0	0
Genitourinary: Prostate		10	10
Genitourinary: Bladder		0	0
Genitourinary: Testes		0	0
Genitourinary: Other		0	0
Gynecologic: Cervix Intact		0	0
Gynecologic: Cervix Post-Hysterectomy		0	0
Gynecologic: Uterus		0	0
Gynecologic: Other		0	0
Hodgkins Lymphoma		0	0
Non-Hodgkins Lymphoma		0	0
Leukemia/Myeloma		0	0
Other Hematologic Malignancies		0	0
Lung/Mediastinum: Small Cell Lung Cancer		1	1
Lung/Mediastinum: Non-Small Lung Cancer		1	1
Lung/Mediastinum: Other		0	0
Skin		0	0
Unknown		0	0
Ex Beam - non-metastatic		18	18

Resident Experience Report

ET

2004

am ID: 4302411131 Program Name: Brigham and Women's Hospital/Massachusetts General Hospital/Harvard Medical School Pro
 at All Institutes
 Jon F. Strasser
 For Procedures in All Years For All Resident Roles
 For All Types in All Areas and All Groups
 As Of 7/6/2004

Radiation Oncology	Observed	Performed	Total
Ex Beam - metastatic Secondary Site		7	7
Ex Beam - metastatic		7	7
Pediatric			
Leukemia	0	0	0
Medulloblastoma	0	0	0
CNS (non-medulloblastoma)	0	0	0
Hodgkins Lymphoma	0	0	0
Non-Hodgkins Lymphoma	0	0	0
Rhabdomyosarcoma/STS	0	0	0
Ewings Sarcoma/Bone Tumor	0	0	0
Neuroblastoma	0	0	0
Retinoblastoma	0	0	0
Wilms Tumor	0	0	0
Other	0	0	0
Pediatric	0	0	0
Stereotactic radiosurgery			
Brain	0	1	1
Other	0	0	0
Stereotactic radiosurgery	0	1	1
Brachytherapy - Interstitial			
Breast - Low Dose Rate	0	0	0
Breast - High Dose Rate	0	0	0
Soft Tissue Sarcoma - Low Dose Rate	0	0	0
Soft Tissue Sarcoma - High Dose Rate	0	0	0
Head & Neck - Low Dose Rate	0	0	0
Head & Neck - High Dose Rate	0	0	0
Prostate - Low Dose Rate	0	5	5
Prostate - High Dose Rate	0	0	0
GYN/Pelvis - Low Dose Rate	0	0	0
GYN/Pelvis - High Dose Rate	0	1	1
Other - Low Dose Rate	0	0	0
Other - High Dose Rate	0	0	0
Brachytherapy - Interstitial	0	6	6

Resident Experience Report **E8** 2007

am ID: 4302411131 Program Name: Brigham and Women's Hospital/Massachusetts General Hospital/Harvard Medical School Program
 at All Institutes
 Jon F. Strasser
 For Procedures in All Years For All Resident Roles
 For All Types in All Areas and All Groups
 As Of 7/6/2004


Radiation Oncology	Observed	Performed	Total
Brachytherapy - Intracavitary			
Cervix/Uterus - Low Dose Rate	0	0	0
Cervix/Uterus - High Dose Rate	0	0	0
Endovascular - Low Dose Rate	0	0	0
Endovascular - High Dose Rate	0	0	0
Endobronchial - Low Dose Rate	0	0	0
Endobronchial - High Dose Rate	0	0	0
Esophagus - Low Dose Rate	0	0	0
Esophagus - High Dose Rate	0	0	0
Bile Duct - Low Dose Rate	0	0	0
Bile Duct - High Dose Rate	0	0	0
Other - Low Dose Rate	0	0	0
Other - High Dose Rate	0	0	0
<hr/>			
Brachytherapy - Intracavitary	0	0	0
Endovascular Insertions			
Endovascular Insertions	0	1	1
<hr/>			
Endovascular Insertions	0	1	1
Unsealed Sources			
I-131 Oral	0	0	0
P-32 Colloid	0	0	0
SR-89	0	0	0
SM-153	0	0	0
Radiolabeled Drugs	0	0	0
Other	0	0	0
<hr/>			
Unsealed Sources	0	0	0
<hr/>			
Radiation Oncology	0	33	33

Resident Experience Report **E9**


2004

am ID: 4302411131 Program Name: Brigham and Women's Hospital/Massachusetts General Hospital/Harvard Medical School Pro
at All Institutes
Jon F. Strasser
For Procedures in All Years For All Resident Roles
For All Types in All Areas and All Groups
As Of 7/6/2004

Signature of Resident:


Date 7/14/04

Signature of Program Director


Date 7/23/04

NOTE The Program Director is responsible for validating the accuracy of the data in this record.
Records signed by both the resident and Program Director must be kept on file in the Program Office.
Records sent to the Residency Review Committee Office MUST be signed by the Program Director.

E10

2003

RADIATION ONCOLOGY RESIDENT EXPERIENCE LOG

The completed form should be given to the Program Director by July 1, 2003.

To be completed by the Program Director:

Program #: 4302421042 Institution Name: Joint Center For Radiation Therapy City/State: Boston, MA

Program Director Signature: [Signature]

To be completed by the Resident:

Resident Name: Jon Strasser Signature: [Signature]

Time period covered by log: from July 1 2002 to July 2 2003

List institutions used for outside rotations:

Dates : From - To

1. _____
2. _____
3. _____

1. Adult Irradiated: Primary Site (Non-Metastatic Disease):

# Cases		
++++	Breast: Intact	_____ Gynecologic Cervix Intact
++++	Breast: Post-Mastectomy	_____ Gynecologic Cervix Post-Hysterectomy
++++	Bone/Soft Tissue Sarcoma	_____ Gynecologic Uterus
_____	Central Nervous System	_____ Gynecologic: Other
_____	Head/Neck: Intact	++++ Lymphoreticular: Hodgkin's Lymphoma
_____	Head/Neck: Post-Operative	++++ Lymphoreticular: Non-Hodgkin's Lymphoma
++++	Gastrointestinal: Esophagus	++++ Lymphoreticular: Other
++++	Gastrointestinal: Colorectal	_____ Skin
++++	Gastrointestinal: Other	_____ Thorax: Small Cell Lung Cancer
_____	Genitourinary: Prostate	++++ Thorax: Non-small Cell Lung Cancer
_____	Genitourinary: Bladder	_____ Thorax: Other
_____	Genitourinary: Testes	_____ All Others (Give Examples)
_____	Genitourinary: Other	_____ TBI
		_____ Metastatic Bone
		_____ And

- a) 140 Total Primary Site Adult Irradiated (total of both columns above)
- b) 51 Total Secondary (Metastatic) Adult Irradiated Not Covered Above Under Primary Site
- c) 201 Total Adult Irradiated Cases (Primary Plus Secondary)
(c equals total cases a plus b)

EC

2003

2. Pediatric Irradiated:	<u>#Cases: Primary Institution</u>	<u># Cases: Outside Institution</u>
Leukemia	<u>0</u>	<u> </u>
Medulloblastoma	<u>0</u>	<u> </u>
CNS (Non-Medulloblastoma)	<u>0</u>	<u> </u>
Hodgkin's Lymphoma	<u>0</u>	<u> </u>
Non-Hodgkin's Lymphoma	<u>0</u>	<u> </u>
Rhabdomyosarcoma/STS	<u>0</u>	<u> </u>
Ewings Sarcoma/Bone Tumor	<u>0</u>	<u> </u>
Neuroblastoma	<u>0</u>	<u> </u>
Retinoblastoma	<u>0</u>	<u> </u>
Wilms' Tumor	<u>0</u>	<u> </u>
Other: Describe case(s) for		
Primary or other institution	<u>Other Cases-Primary Institution</u>	<u>Other Cases-Outside Institution</u>
	<u> </u>	<u> </u>
	<u> </u>	<u> </u>
	<u> </u>	<u> </u>

3. Brachytherapy	<u>Primary Institution</u>		<u>Outside Institution</u>	
	<u>#Cases Performed</u>	<u>#Cases Observed</u>	<u>#Cases Performed</u>	<u>#Cases Observed</u>
Surface Applications (moulds, plaque, Sr-90)	<u>1</u>	<u> </u>	<u> </u>	<u> </u>
LDR Intracavitary				
Number patients	<u>1</u>	<u> </u>	<u> </u>	<u> </u>
Number insertions	<u>1</u>	<u> </u>	<u> </u>	<u> </u>
LDR Interstitial (including seeds)				
Number patients	<u>1</u>	<u>2</u>	<u> </u>	<u> </u>
Number insertions	<u>1</u>	<u> </u>	<u> </u>	<u> </u>
HDR Intracavitary				
Number patients	<u>1</u>	<u>2</u>	<u> </u>	<u> </u>
Number insertions	<u>1</u>	<u> </u>	<u> </u>	<u> </u>
HDR Interstitial				
Number patients	<u> </u>	<u> </u>	<u> </u>	<u> </u>
Number insertions	<u> </u>	<u> </u>	<u> </u>	<u> </u>
Unsealed Sources (e.g. I-131 oral, P-32 colloid, Strontium 89)	<u>4</u>	<u> </u>	<u> </u>	<u> </u>

4. Specific Radiotherapy Techniques: Cases As Primary Resident in Treatment Planning

	<u>#Cases Performed</u>
Mantle	<u>0 7</u>
Craniospinal	<u>0</u>

E12

20

RADIATION ONCOLOGY RESIDENT EXPERIENCE LOG

The completed form should be given to the Program Director by July 1, 2002.

To be completed by the Program Director:

Program #: 4302421042 Institution Name: Joint Center For Radiation Therapy City/State: Boston, MA

Program Director Signature: Jay H. Train 7/2/02

To be completed by the Resident:

Resident Name: Jon Strasser

Signature: [Signature]

Time period covered by log: from 7/1/01 to 7/1/02

List institutions used for outside rotations:

Dates : From - To

1. _____
2. _____
3. _____

1. Adult Irradiated: Primary Site (Non-Metastatic Disease):

Cases

<u>20</u> Breast Intact	<u>0</u> Gynecologic: Cervix Intact
<u>8</u> Breast: Post-Mastectomy	<u>0</u> Gynecologic: Cervix Post-Hysterectomy
<u>0</u> Bone/Soft Tissue Sarcoma	<u>0</u> Gynecologic: Uterus
<u>23</u> Central Nervous System	<u>0</u> Gynecologic: Other
<u>14</u> Head/Neck: Intact	<u>0</u> Lymphoreticular: Hodgkin's Lymphoma
<u>3</u> Head/Neck: Post Operative	<u>01</u> Lymphoreticular: Non-Hodgkin's Lymphoma
<u>0</u> Gastrointestinal: Esophagus	<u>02</u> Lymphoreticular: Other
<u>0</u> Gastrointestinal: Colorectal	<u>3</u> Skin
<u>0</u> Gastrointestinal: Other	<u>2</u> Thorax: Small Cell Lung Cancer
<u>0</u> Genitourinary: Prostate	<u>04</u> Thorax: Non-small Cell Lung Cancer
<u>0</u> Genitourinary: Bladder	____ Thorax: Other
<u>0</u> Genitourinary: Testes	____ All Others (Give Examples)
<u>18</u> Genitourinary: Other	<u>3</u> <u>plasma</u>

- a) 106 Total Primary Site Adult Irradiated (total of both columns above)
- b) 63 Total Secondary (Metastatic) Adult Irradiated Not Covered Above Under Primary Site
- c) 169 Total Adult Irradiated Cases (Primary Plus Secondary) (c equals total cases a plus b)

E13

2002 Jon Strasser

2. Pediatric Irradiated:	#Cases: Primary Institution	# Cases: Outside Institution
Leukemia	<u>0</u>	<u> </u>
Medulloblastoma	<u>0</u>	<u> </u>
CNS (Non-Medulloblastoma)	<u>0</u>	<u> </u>
Hodgkin's Lymphoma	<u>0</u>	<u> </u>
Non-Hodgkin's Lymphoma	<u>0</u>	<u> </u>
Rhabdomyosarcoma/STS	<u>0</u>	<u> </u>
Ewings Sarcoma/Bone Tumor	<u>0</u>	<u> </u>
Neuroblastoma	<u>0</u>	<u> </u>
Retinoblastoma	<u>0</u>	<u> </u>
Wilms' Tumor	<u>0</u>	<u> </u>

Other: Describe case(s) for

Primary or other institution Other Cases Primary Institution Other Cases Outside Institution

3. Brachytherapy	Primary Institution		Outside Institution	
	#Cases Performed	#Cases Observed	#Cases Performed	#Cases Observed
Surface Applications (moulds, plaque, Sr-90)	<u> </u>	<u> </u>	<u> </u>	<u> </u>
LDR Intracavitary	<u> </u>	<u> </u>	<u> </u>	<u> </u>
Number patients	<u> </u>	<u> </u>	<u> </u>	<u> </u>
Number insertions	<u> </u>	<u> </u>	<u> </u>	<u> </u>
LDR Interstitial (including seeds)	<u> </u>	<u> </u>	<u> </u>	<u> </u>
Number patients	<u>31</u>	<u>1</u>	<u> </u>	<u> </u>
Number insertions	<u>31</u>	<u>1</u>	<u> </u>	<u> </u>
HDR Intracavitary	<u> </u>	<u> </u>	<u> </u>	<u> </u>
Number patients	<u>0</u>	<u> </u>	<u> </u>	<u> </u>
Number insertions	<u>0</u>	<u> </u>	<u> </u>	<u> </u>
HDR Interstitial	<u> </u>	<u> </u>	<u> </u>	<u> </u>
Number patients	<u>0</u>	<u> </u>	<u> </u>	<u> </u>
Number insertions	<u>0</u>	<u> </u>	<u> </u>	<u> </u>
Unsealed Sources (e.g. I-131 oral, P-32 colloid, Strontium 89)	<u>0</u>	<u> </u>	<u> </u>	<u> </u>

4. Specific Radiotherapy Techniques: Cases As Primary Resident in Treatment Planning

	#Cases Performed
Mantle	<u>0</u>
Craniospinal	<u>0</u>

F1

Dr. Jon Strasser**LDR, HDR Patient Summary****Performed as Resident**

	<u>'01-'02</u>	<u>'02-'03</u>	<u>'03-'04</u>	<u>'04-'05</u>	<u>Totals</u>
<u>LDR (Including seeds)</u>	31	4	5	12	<u>52</u>
<u>HDR (endovascular)</u>	0	0	1	1	<u>2</u>
<u>HDR (intracavitary and interstitial)</u>	0	2	1	113	<u>116</u>