

NRC FORM 313 (8-2000) 10 CFR 30, 32, 33, 34, 35, 36, 39, and 40		U.S. NUCLEAR REGULATORY COMMISSION APPROVED BY OMB: NO. 3150-0120 EXPIRES: 08/31/2002			
<h2 style="margin: 0;">APPLICATION FOR MATERIAL LICENSE</h2>		Estimated burden per response to comply with this mandatory collection request: 7.4 hours. Submittal of the application is necessary to determine that the applicant is qualified and that adequate procedures exist to protect the public health and safety. Send comments regarding burden estimate to the Records Management Branch (T-6 E6), U.S. Nuclear Regulatory Commission, Washington, DC 20555-0001, or by internet e-mail to bjs1@nrc.gov, and to the Desk Officer, Office of Information and Regulatory Affairs, NE08-10202, (3150-0000), Office of Management and Budget, Washington, DC 20503. If a means used to impose an information collection does not display a currently valid OMB control number, the NRC may not conduct or sponsor, and a person is not required to respond to, the information collection.			
INSTRUCTIONS: SEE THE APPROPRIATE LICENSE APPLICATION GUIDE FOR DETAILED INSTRUCTIONS FOR COMPLETING APPLICATION. SEND TWO COPIES OF THE ENTIRE COMPLETED APPLICATION TO THE NRC OFFICE SPECIFIED BELOW.					
APPLICATION FOR DISTRIBUTION OF EXEMPT PRODUCTS FILE APPLICATIONS WITH: DIVISION OF INDUSTRIAL AND MEDICAL NUCLEAR SAFETY OFFICE OF NUCLEAR MATERIALS SAFETY AND SAFEGUARDS U.S. NUCLEAR REGULATORY COMMISSION WASHINGTON, DC 20555-0001 ALL OTHER PERSONS FILE APPLICATIONS AS FOLLOWS: IF YOU ARE LOCATED IN: CONNECTICUT, DELAWARE, DISTRICT OF COLUMBIA, MAINE, MARYLAND, MASSACHUSETTS, NEW HAMPSHIRE, NEW JERSEY, NEW YORK, PENNSYLVANIA, RHODE ISLAND, OR VERMONT, SEND APPLICATIONS TO: LICENSING ASSISTANT SECTION NUCLEAR MATERIALS SAFETY BRANCH U.S. NUCLEAR REGULATORY COMMISSION, REGION I 475 ALLENDALE ROAD KING OF PRUSSIA, PA 19406-1415 ALABAMA, FLORIDA, GEORGIA, KENTUCKY, MISSISSIPPI, NORTH CAROLINA, PUERTO RICO, SOUTH CAROLINA, TENNESSEE, VIRGINIA, VIRGIN ISLANDS, OR WEST VIRGINIA, SEND APPLICATIONS TO: SAM NUNN ATLANTA FEDERAL CENTER U. S. NUCLEAR REGULATORY COMMISSION, REGION II 61 FORSYTH STREET, S.W., SUITE 23785 ATLANTA, GEORGIA 30303-8931		IF YOU ARE LOCATED IN: ILLINOIS, INDIANA, IOWA, MICHIGAN, MINNESOTA, MISSOURI, OHIO, OR WISCONSIN, SEND APPLICATIONS TO: MATERIALS LICENSING BRANCH U.S. NUCLEAR REGULATORY COMMISSION, REGION III 801 WARRENVILLE RD. Lisle, IL 60532-4351 ALASKA, ARIZONA, ARKANSAS, CALIFORNIA, COLORADO, HAWAII, IDAHO, KANSAS, LOUISIANA, MONTANA, NEBRASKA, NEVADA, NEW MEXICO, NORTH DAKOTA, OKLAHOMA, OREGON, PACIFIC TRUST TERRITORIES, SOUTH DAKOTA, TEXAS, UTAH, WASHINGTON, OR WYOMING, SEND APPLICATIONS TO: NUCLEAR MATERIALS LICENSING SECTION U.S. NUCLEAR REGULATORY COMMISSION, REGION IV 611 RYAN PLAZA DRIVE, SUITE 400 ARLINGTON, TX 76011-8064			
PERSONS LOCATED IN AGREEMENT STATES SEND APPLICATIONS TO THE U.S. NUCLEAR REGULATORY COMMISSION ONLY IF THEY WISH TO POSSESS AND USE LICENSED MATERIAL IN STATES SUBJECT TO U.S. NUCLEAR REGULATORY COMMISSION JURISDICTIONS.					
1. THIS IS AN APPLICATION FOR (Check appropriate item) <input type="checkbox"/> A. NEW LICENSE <input type="checkbox"/> B. AMENDMENT TO LICENSE NUMBER <input checked="" type="checkbox"/> C. RENEWAL OF LICENSE NUMBER <u>29-18266-01</u>		2. NAME AND MAILING ADDRESS OF APPLICANT (include ZIP code) Some Jersey Radiology Associates, PA SRS 301-305, 901 Route 168 Tuckersville, NJ 08012			
3. ADDRESS WHERE LICENSED MATERIAL WILL BE USED OR POSSESSED Same as 2 AND West Jersey Medical and Professional Plaza Suite D5, 100 Canal Blvd Voorhees, NJ		4. NAME OF PERSON TO BE CONTACTED ABOUT THIS APPLICATION Jonathan Law TELEPHONE NUMBER (609) 652 3409			
SUBMIT ITEMS 5 THROUGH 11 ON 8-1/2 X 11" PAPER. THE TYPE AND SCOPE OF INFORMATION TO BE PROVIDED IS DESCRIBED IN THE LICENSE APPLICATION GUIDE.					
5. RADIOACTIVE MATERIAL a. Element and mass number; b. chemical and/or physical form; and c. maximum amount which will be possessed at any one time.		6. PURPOSE(S) FOR WHICH LICENSED MATERIAL WILL BE USED.			
7. INDIVIDUAL(S) RESPONSIBLE FOR RADIATION SAFETY PROGRAM AND THEIR TRAINING EXPERIENCE.		8. TRAINING FOR INDIVIDUALS WORKING IN OR FREQUENTING RESTRICTED AREAS.			
9. FACILITIES AND EQUIPMENT.		10. RADIATION SAFETY PROGRAM.			
11. WASTE MANAGEMENT.		12. LICENSE FEES (See 10 CFR 170 and Section 170.31) <table border="1" style="width:100%; border-collapse: collapse;"> <tr> <td style="width:70%;">FEE CATEGORY</td> <td style="width:30%;">AMOUNT ENCLOSED \$</td> </tr> </table>		FEE CATEGORY	AMOUNT ENCLOSED \$
FEE CATEGORY	AMOUNT ENCLOSED \$				
13. CERTIFICATION. (Must be completed by applicant) THE APPLICANT UNDERSTANDS THAT ALL STATEMENTS AND REPRESENTATIONS MADE IN THIS APPLICATION ARE BINDING UPON THE APPLICANT AND ANY OFFICIAL EXECUTING THIS CERTIFICATION ON BEHALF OF THE APPLICANT, NAMED IN ITEM 2, CERTIFY THAT THIS APPLICATION IS PREPARED IN CONFORMITY WITH TITLE 10, CODE OF FEDERAL REGULATIONS, PARTS 30, 32, 33, 34, 35, 36, 39, AND 40, AND THAT ALL INFORMATION CONTAINED HEREIN IS TRUE AND CORRECT TO THE BEST OF THEIR KNOWLEDGE AND BELIEF. WARNING: 18 U.S.C. SECTION 1001 ACT OF JUNE 25, 1948 62 STAT. 749 MAKES IT A CRIMINAL OFFENSE TO MAKE A WILLFULLY FALSE STATEMENT OR REPRESENTATION TO ANY DEPARTMENT OR AGENCY OF THE UNITED STATES AS TO ANY MATTER WITHIN ITS JURISDICTION.					
CERTIFYING OFFICER - TYPED/PRINTED NAME AND TITLE EDWARD PETRELLA, MD, PRESIDENT		SIGNATURE DATE 4/5/2005			
FOR NRC USE ONLY					
TYPE OF FEE	FEE LOG	FEE CATEGORY	AMOUNT RECEIVED \$	CHECK NUMBER	COMMENTS
APPROVED BY				DATE	136763

ITEM 5: RADIOACTIVE MATERIAL

<u>Byproduct Material</u>	<u>Chemical/Physical Form</u>	<u>Maximum Amount</u>
Any byproduct material permitted by 35.100	Any	As needed
Any byproduct material permitted by 35.200	Any	As needed
Iodine 131 as permitted By 35.300	Any	200 mCi
Yttrium 90 permitted by 10 CFR 35.300	Any	100 mCi

ITEM 6: PURPOSE(S) FOR WHICH LICENSED MATERIAL WILL BE USED

10 CFR 35.100	Any uptake, dilution or excretion study permitted.
10 CFR 35.200	Any imaging and localization study permitted.
10 CFR 35.300	Any diagnostic or therapy procedure permitted for which the patient can be released under the provisions of 10 CFR 35.75 except thyroid carcinoma.

**ITEM 7: INDIVIDUALS RESPONSIBLE FOR RADIATION SAFETY
PROGRAM AND THEIR TRAINING AND EXPERIENCE**

RADIATION SAFETY OFFICER

Jonathan N. Law	29-18266-01
-----------------	-------------

AUTHORIZED USERS

Mark T. Goldenberg, MD	35.100; 35.200; 35.300	29-01862-02
Edward Petrella, MD	35.100; 35.200; 35.300	29-01862-02
Randall Snyder, III, MD	35.100; 35.200; 35.300	29-01862-02
Paul A. Curtis, MD	35.100; 35.200; 35.300	29-01862-02
Frank P. Petrovich, MD	35.100; 35.200; oral administration of I 131 \leq 33 mCi	29-18266-01
Jerry S. Apple, MD	35.100; 35.200; oral administration of I 131 \leq 33 mCi	29-18266-01
John A. Curtis, MD	35.100; 35.200; oral administration of I 131 \leq 33 mCi	29-18266-01
Vincente R. Limcaoco, MD	35.100; 35.200; oral administration of I 131 \leq 33 mCi	29-18266-01
Neil R. Kramer, MD	35.100; 35.200; oral administration of I 131 \leq 33 mCi	29-18266-01
Lewis R. Samuel, MD	35.100; 35.200; oral administration of I 131 \leq 33 mCi	29-18266-01
James P. Elder, MD	35.100; 35.200; oral administration of I 131 \leq 33 mCi	29-18266-01 (letter attached)
Thomas J. Sergi, MD	35.100; 35.200; oral administration of I 131 \leq 33 mCi	29-01862-02
Mark S. Dannenbaum, MD	35.100; 35.200; oral administration of I 131 \leq 33 mCi	29-01862-02
Kevin Bufalino, MD	35.100; 35.200	29-18266-01

License No. 29-18266-01 renewal application April, 2005

Barry Shurman, MD	35.100; 35.200; oral administration of I 131 \leq 33 mCi	29-18266-01 (letter attached)
Thomas M. Niedbala, MD	35.100; 35.200	29-01862-02
David Kramer, MD	35.100; 35.200	29-18266-01
Melvin Markowitz, MD	35.100; 35.200	29-18266-01
William F. Muhr, MD	35.100; 35.200	29-18266-01
Susan B. Oberlender, MD	35.100; 35.200	29-18266-01
Linda N. Schmucker, MD	35.100; 35.200	29-18266-01
William F. Rosner, MD	35.100; 35.200	29-18266-01
Edward Podgorski, Jr., MD	35.100; 35.200	29-18266-01
Alfio K. Pennisi, MD	35.100; 35.200	29-18266-01
Mark DeLaurentis, MD	35.100; 35.200; oral administration Of I 131 \leq 33 mCi	(attachment)
Joshua Brodtkin, MD	35.100; 35.200	(attachment)
Kalpana S. Deshmukh, MD	35.100; 35.200	(attachment)
John A. Harding, MD	35.100; 35.200	(attachment)
Ana B. Manning, MD	35.100; 35.200	(attachment)
David B. Miller, MD	35.100; 35.200	(attachment)
Bhupendra Patel, MD	35.100; 35.200	(attachment)
Evan T. Shack, MD	35.100; 35.200	(attachment)
David A. Roberts, MD	35.100; 35.200	(attachment)
James Mohsin, MD	35.100; 35.200; 35.300	29-18266-01
Helaina Dae Semmler, MD	35.100; 35.200; 35.300	29-18266-01

ITEM 9: FACILITY DIAGRAM

PLEASE SEE ATTACHED DRAWINGS. SHIELDING NECESSARY FOR COMPLIANCE WITH 10 CFR 20 IS PROVIDED AND THERE ARE NO CHANGES IN FACILITY DESIGNS FROM THOSE WHICH ARE CURRENTLY LICENSED.

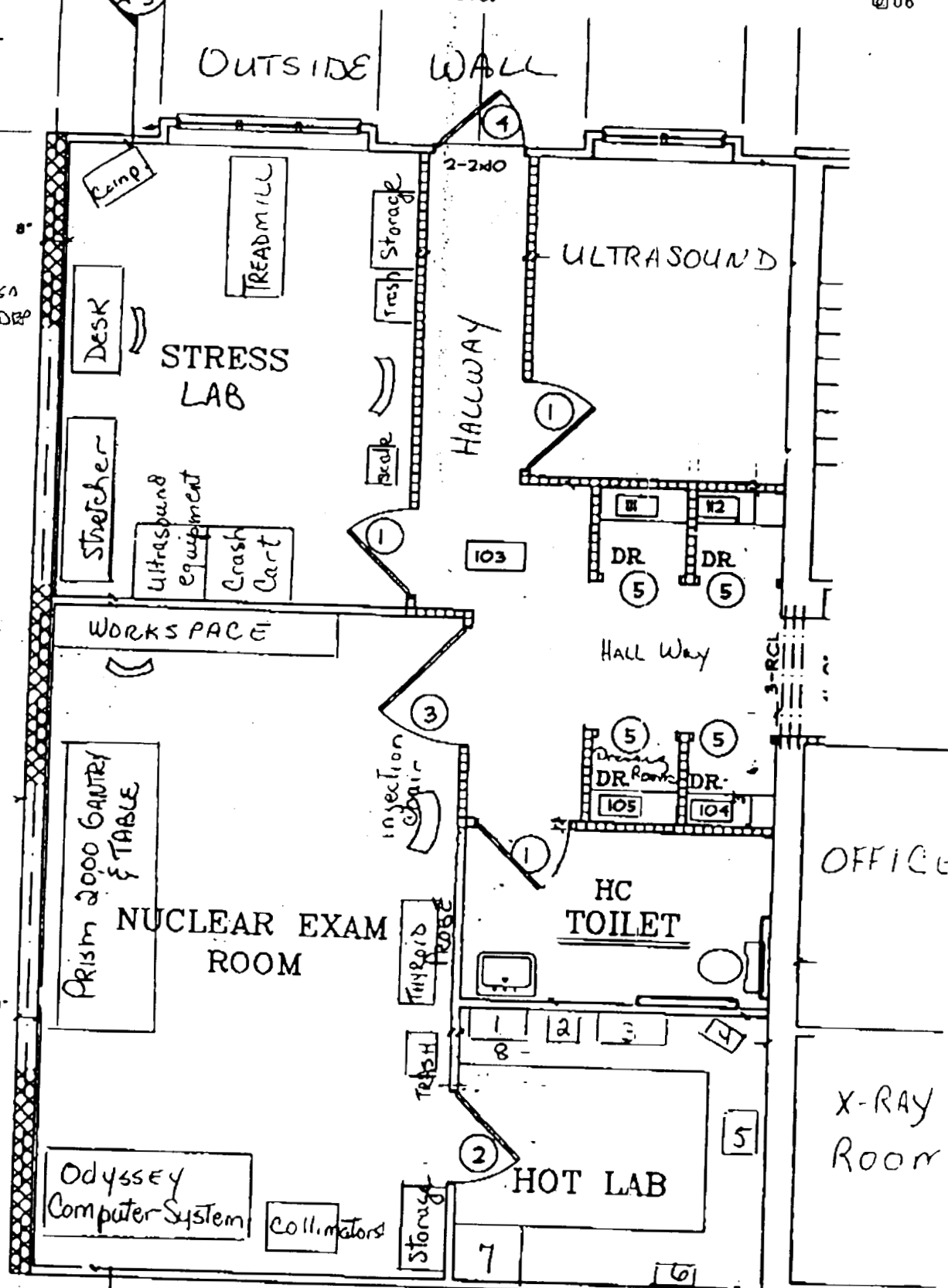
NO OTHER ACTIVITIES INVOLVING THE USE OF BY-PRODUCT MATERIAL OCCUR AT THESE LOCATIONS.

NORTH

OUTSIDE WALL

ITBM 8B

APPROPRIATE SHIPPING USED
FOR COMPLIANCE WITH NDEP
AND NJC REGULATIONS.



SOUTH JERSEY RADIOLOGY
901 Rte 168 S
Suite 301-305
Turnersville, NJ 08012


5/6/02

OUTSIDE WALL
HOT LAB CODE

1. L. Shield
2. Dose Calibrator
3. Syntrac Computer
4. + Printer

- | | |
|-----------------------------|-----------------|
| 5. Sink | 8. Refrigerator |
| 6. Caprac Wipe Test Counter | (Under sink) |
| 7. Long Term Storage. | |

8. Refrigeration (under cover)



NLE License No. 29-18266-01
NFDSP License No. 20316/01

ITEM 9: RADIATION MONITORING INSTRUMENTS

- Radiation monitoring instruments will be calibrated by a person qualified to perform survey meter calibrations.
- We have developed and will implement and maintain written survey meter calibration procedures in accordance with the requirements in 10 CFR 20.1501 and that meet the requirements of 10 CFR 35.61.
- We have four Ludlum 14C with 44-9 probe Geiger counter survey instruments and two Caprac well counters and multi-channel analyzers.
- We reserve the right to upgrade our survey instruments as necessary as long as they are adequate to measure the type and level of radiation for which they are used.

ITEM 9: DOSE CALIBRATOR

- Equipment used to measure dosages will be calibrated in accordance with manufacturer's instructions or nationally recognized standards.

ITEM 9: OTHER EQUIPMENT AND FACILITIES

- We have necessary shielding and remote handling implements to maintain exposures ALARA. No liquid I 131, Xe 133 or Mo 99 generators are used at this facility.

ITEM 10: RADIATION PROTECTION PROGRAM

OCCUPATIONAL DOSE:

Either we will perform a prospective evaluation demonstrating that unmonitored individuals are not likely to receive, in one year, a radiation dose in excess of 10% of the allowable limits in 10 CFR Part 20 or we will provide dosimetry that meets the requirements listed under "Criteria" in NUREG-1556, Vol. 9, "Consolidated Guidance About Materials Licenses: Program-Specific Guidance About Medical Use Licensees," date October 2002.

AREA SURVEYS:

We have developed and will implement and maintain written procedures for area surveys in accordance with 10 CFR 20.1101 that meet the requirements of 10 CFR 20.1501 and 10 CFR 20.1301.

SAFE USE OF UNSEALED LICENSED MATERIAL:

We have developed and will implement and maintain written procedures for safe use of unsealed byproduct material that meet the requirements of 10 CFR 20.1101 and 10 CFR 20.1301.

SPILL PROCEDURES:

We have developed and will implement and maintain written procedures for safe response to spills of licensed material in accordance with 10 CFR 20.1101.

MINIMIZATION OF CONTAMINATION:

Adherence to the procedures outlined within this application will adequately protect the facility and environment from contamination as well as minimize the generation of radioactive waste.

License No. 29-18266-01 renewal application April, 2005

ITEM 11: WASTE MANAGEMENT

We have developed and will implement and maintain written waste disposal procedures for license material in accordance with 10 CFR 20.1101 that also meet the requirements of the applicable section of Subpart K to 10 CFR Part 20 and 10 CFR 35.92.



SOUTH JERSEY RADIOLOGY ASSOCIATES, P.A.

JERRY S. APPLE, M.D.
JOSHUA S. BROOKIN, M.D.
KEVIN T. BUFALINO, M.D.
JOHN A. CURTIS, M.D.
PAUL A. CURTIS, M.D.
MARK S. DANNENBAUM, M.D.
MARK DELAURENTIS, M.D.
KALPANA S. DESHMUKH, M.D.
JAMES P. ELDER, JR., M.D.
ROBYN F. FRANKEL-TIGER, M.D.
MARK T. GOLDENBERG, M.D.
JOHN A. HARDING, M.D.
DAVID H. KRAMER, M.D.
NEIL R. KRAMER, M.D.
VICENTE R. LIMCAOCO, M.D.
ANA B. MANNING, M.D.
MELVIN MARKOWITZ, M.D.
DAVID H. MILLER, M.D.

JAMIL MOHSIN, M.D.
WILLIAM F. MUHR, JR., M.D.
THOMAS M. NIEDBALA, M.D.
SUSAN B. OBERLENDER, M.D.
BHUPENDRA PATEL, M.D.
ALFIO K. PENNISI, M.D.
EDWARD J. PETRELLA, M.D.
FRANK P. PETROVICH, M.D.
EDWARD M. PODGORSKI, JR., M.D.
WILLIAM F. ROSNER, M.D.
LEWIS R. SAMUEL, M.D.
LINDA N. SCHMUCKER, M.D.
HELAINA D. SEMMLER, M.D.
THOMAS J. SERGI, M.D.
EVAN T. SHACK, M.D.
BARRY SHURMAN, M.D.
RANDALL W. SNYDER III, M.D.


March 22, 2005

USNRC
Region 1
Division of Materials Licensing
475 Allendale Road
King of Prussia, PA 19406

Re: License No. 29-18266-01
South Jersey Radiology Associates, PA

Please include Dr. James Elder as an authorized user for the oral administration of sodium iodide I-131 in quantities less than or equal to 33mCi on our license. I personally supervised Dr. James Elder in the use of I 131 as defined by this request for three cases on the following dates: February 20, 2004, July 11, 2003 and April 18, 2003.

Sincerely,


Jamil Mohsin, M.D.

LEADING THE WAY IN DIAGNOSTIC IMAGING

CHERRY HILL
SICKLERVILLE

GREENTREE (MARLTON)
TURNERSVILLE

HADDONFIELD
VOORHEES

PENNSAUKEN
WOMEN'S CENTER (VOORHEES)



SOUTH JERSEY RADIOLOGY ASSOCIATES, P.A.

JERRY S. APPLE, M.D.
JOSHUA S. BROOKIN, M.D.
KEVIN T. BUFALINO, M.D.
JOHN A. CURTIS, M.D.
PAUL A. CURTIS, M.D.
MARK S. DANNENBAUM, M.D.
MARK DELAURENTIS, M.D.
KALPANA S. DESHMUKH, M.D.
JAMES P. ELDER, JR., M.D.
ROBYN F. FRANKEL-TIGER, M.D.
MARK T. GOLDBERG, M.D.
JOHN A. HARDING, M.D.
DAVID H. KRAMER, M.D.
NEIL R. KRAMER, M.D.
VICENTE R. LIMCAOCO, M.D.
ANA B. MANNING, M.D.
MELVIN MARKOWITZ, M.D.
DAVID H. MILLER, M.D.

JAMIL MOHSIN, M.D.
WILLIAM F. MUHR, JR., M.D.
THOMAS M. NIEDBALA, M.D.
SUSAN B. OBERLENDER, M.D.
BHUPENDRA PATEL, M.D.
ALFIO K. PENNISI, M.D.
EDWARD J. PETRELLA, M.D.
FRANK P. PETROVICH, M.D.
EDWARD M. PODGORSKI, JR., M.D.
WILLIAM F. ROSNER, M.D.
LEWIS R. SAMUEL, M.D.
LINDA N. SCHMUCKER, M.D.
HELAINA D. SEMMLER, M.D.
THOMAS J. SERGI, M.D.
EVAN T. SHACK, M.D.
BARRY SHURMAN, M.D.
RANDALL W. SNYDER III, M.D.


March 22, 2005

USNRC
Region 1
Division of Materials Licensing
475 Allendale Road
King of Prussia, PA 19406

Re: License No. 29-18266-01
South Jersey Radiology Associates, PA

Please include Dr. Barry Shurman as an authorized user for the oral administration of sodium iodide I-131 in quantities less than or equal to 33mCi on our license. I personally supervised Dr. Barry Shurman in the use of I 131 as defined by this request for five cases on the following dates: May 12, 2003, March 1, 2004, October 29, 2004, and two on December 27, 2004.

Sincerely,


Jamil Mohsin, M.D.

LEADING THE WAY IN DIAGNOSTIC IMAGING

CHERRY HILL
SICKLERVILLE

GREENTREE (MARLTON)
TURNERSVILLE

HADDONFIELD
VOORHEES

PENNSAUKEN
WOMEN'S CENTER (VOORHEES)



SOUTH JERSEY RADIOLOGY ASSOCIATES, P.A.

JERRY S. APPLE, M.D.
JOSHUA S. BRODIN, M.D.
KEVIN T. BUFALINO, M.D.
JOHN A. CURTIS, M.D.
PAUL A. CURTIS, M.D.
MARK S. DANNENBAUM, M.D.
MARK DELAURENTIS, M.D.
KALPANA S. DESHMUKH, M.D.
JAMES P. ELDER, JR., M.D.
ROBYN F. FRANKEL-TIGER, M.D.
MARK T. GOLDBERG, M.D.
JOHN A. HARDING, M.D.
DAVID H. KRAMER, M.D.
NEIL R. KRAMER, M.D.
VICENTE R. LIMCAOCO, M.D.
ANA B. MANNING, M.D.
MELVIN MARKOWITZ, M.D.
DAVID H. MILLER, M.D.

JAMIL MOHSIN, M.D.
WILLIAM F. MUHR, JR., M.D.
THOMAS M. NIEDBALA, M.D.
SUSAN B. OBERLENDER, M.D.
BHUPENDRA PATEL, M.D.
ALFIO K. PENNISI, M.D.
EDWARD J. PETRELLA, M.D.
FRANK P. PETROVICH, M.D.
EDWARD M. PODGORSKI, JR., M.D.
WILLIAM F. ROSNER, M.D.
LEWIS R. SAMUEL, M.D.
LINDA N. SCHMUCKER, M.D.
HELAINA D. SEMMLER, M.D.
THOMAS J. SERGI, M.D.
EVAN T. SHACK, M.D.
BARRY SHURMAN, M.D.
RANDALL W. SNYDER III, M.D.


March 22, 2005

USNRC
Region 1
Division of Materials Licensing
475 Allendale Road
King of Prussia, PA 19406

Re: License No. 29-18266-01
South Jersey Radiology Associates, PA

Please include Dr. Mark DeLaurentis as an authorized user for the oral administration of sodium iodide I-131 in quantities less than or equal to 33mCi on our license. I personally supervised Dr. Mark DeLaurentis in the use of I 131 as defined by this request for four cases on the following dates: May 20, 2004, October 5, 2004, October 22, 2004, and October 29, 2004.

Sincerely,


Jamil Mohsin, M.D.

LEADING THE WAY IN DIAGNOSTIC IMAGING

CHERRY HILL
SICKLERVILLE

GREENTREE (MARLTON)
TURNERSVILLE

HADDONFIELD
VOORHEES

PENNSAUKEN
WOMEN'S CENTER (VOORHEES)



SOUTH JERSEY RADIOLOGY ASSOCIATES, P.A.

Administrative Offices
1307 White Horse Rd, #A102
Voorhees, NJ 08043
856-770-0504

March 23, 2005


USNRC
Region 1
Division of Materials Licensing
475 Allendale Road
King of Prussia, PA 19406

Re: License No. 29-18266-01
South Jersey Radiology Associates, PA

Dear Sir or Madam:

Please include Dr. Mark DeLaurentis as authorized users for 35.100 and 35.200 on our license. A copy of his ABR diploma is enclosed. Dr. DeLaurentis has been working as a Diagnostic Radiologist and doing Nuclear Medicine under my supervision for the past 2 years.

Sincerely,


Edward J. Petrella, M.D.
President & CEO

The American Board of Radiology

Organized through the cooperation of the
American College of Radiology, the American Roentgen Ray Society,
the American Radium Society, the Radiological Society of North America,
the Section on Radiology of the American Medical Association,
the American Society for Therapeutic Radiology and Oncology,
and the Association of University Radiologists

Hereby certifies that

Mark DeLaurentis, M.D.

has passed an arduous course of examination
and has met the standards and qualifications and
has been recommended under the authority of

The American Board of Radiology

on June 1, 1920

as being qualified to practice the specialty of

Radiology

Radiology

Mark DeLaurentis, M.D.



SOUTH JERSEY RADIOLOGY ASSOCIATES, P.A.

Administrative Offices
1307 White Horse Rd, #A102
Voorhees, NJ 08043
856-770-0504

March 23, 2005

USNRC
Region 1
Division of Materials Licensing
475 Allendale Road
King of Prussia, PA 19406

Re: License No. 29-18266-01
South Jersey Radiology Associates, PA

Dear Sir or Madam:

Please include Dr. Ana Manning as authorized users for 35.100 and 35.200 on our license. A copy of his ABR diploma is enclosed. Dr. Manning has been working as a Diagnostic Radiologist and doing Nuclear Medicine under my supervision for the past 6 years.

Sincerely,

Edward J. Petrella, M.D.
President & CEO

The American Board of Radiology

*Organized through the cooperation of the
American College of Radiology, the American Roentgen Ray Society,
the American Radium Society, the Radiological Society of North America,
the Section on Radiology of the American Medical Association
and the American Society of Therapeutic Radiologists
Hereby certifies that*

Ana B. Albert Rodriguez, M.B.

*Has pursued an accepted course of graduate study
and clinical work, has met certain standards and qualifications and
has passed the examinations conducted under the authority of*

The American Board of Radiology

On this third day of June, 1934

*Thereby demonstrating to the satisfaction of the Board
that she is qualified to practice the specialty of*

Diagnostic Radiology



James F. Wright

James H. L. Ziehlhuth



SOUTH JERSEY RADIOLOGY ASSOCIATES, P.A.

Administrative Offices
1307 White Horse Rd, #A102
Voorhees, NJ 08043
856-770-0504

March 23, 2005

USNRC
Region 1
Division of Materials Licensing
475 Allendale Road
King of Prussia, PA 19406

Re: License No. 29-18266-01
South Jersey Radiology Associates, PA

Dear Sir or Madam:

Please include Dr. Joshua Brodtkin as authorized users for 35.100 and 35.200 on our license. A copy of his ABR diploma is enclosed. Dr. Brodtkin has been working as a Diagnostic Radiologist and doing Nuclear Medicine under my supervision for the past 5 years.

Sincerely,

Edward J. Petrella, M.D.
President & CEO

The American Board of Radiology

*Organized through the cooperation of the
American College of Radiology, the American Roentgen Ray Society,
the American Radium Society, the Radiological Society of North America,
the Section on Radiology of the American Medical Association,
the American Society for Therapeutic Radiology and Oncology, the Association of
University Radiologists, and American Association of Physicists in Medicine*

Hereby certifies that

Joshua S. Brodtkin, M.D.

*Has pursued an accepted course of graduate study
and clinical work, has met certain standards and qualifications and
has passed the examinations conducted under the authority of
The American Board of Radiology*

On this twenty-first day of November, 1994

*Thereby demonstrating to the satisfaction of the Board
that he is qualified to practice the specialty of
Diagnostic Radiology*



*Douglas Maynard MD President
Walter J. Jurek MD M. Paul Carr M.D.
Executive Director*



SOUTH JERSEY RADIOLOGY ASSOCIATES, P.A.

Administrative Offices
1307 White Horse Rd, #A102
Voorhees, NJ 08043
856-770-0504

March 23, 2005

USNRC
Region 1
Division of Materials Licensing
475 Allendale Road
King of Prussia, PA 19406

Re: License No. 29-18266-01
South Jersey Radiology Associates, PA

Dear Sir or Madam:

Please include Dr. Bhupendra Patel as authorized users for 35.100 and 35.200 on our license. A copy of his ABR diploma is enclosed. Dr. Patel has been working as a Diagnostic Radiologist and doing Nuclear Medicine under my supervision for the past 2 years.

Sincerely,

Edward J. Petrella, M.D.
President & CEO

The American Board of Radiology

*Organized through the cooperation of the
American College of Radiology, the American Roentgen Ray Society,
the American Radium Society, the Radiological Society of North America,
the Section on Radiology of the American Medical Association
and the American Society of Therapeutic Radiologists
Hereby certifies that*


Shupendra Maganbhai Patel, M.B.

*Has pursued an accepted course of graduate study
and clinical work, has met certain standards and qualifications and
has passed the examinations conducted under the authority of
The American Board of Radiology*

On this third day of June, 1933

*Thereby demonstrating to the satisfaction of the Board
that he is qualified to practice the specialty of*

Diagnostic Radiology



James E. Stewart
President

John H. L. Thompson
Secretary



SOUTH JERSEY RADIOLOGY ASSOCIATES, P.A.

Administrative Offices
1307 White Horse Rd, #A102
Voorhees, NJ 08043
856-770-0504

March 23, 2005

USNRC
Region 1
Division of Materials Licensing
475 Allendale Road
King of Prussia, PA 19406

Re: License No. 29-18266-01
South Jersey Radiology Associates, PA

Dear Sir or Madam:

Please include Dr. Kalpana Deshmukh as authorized users for 35.100 and 35.200 on our license. A copy of his ABR diploma is enclosed. Dr. Deshmukh has been working as a Diagnostic Radiologist and doing Nuclear Medicine under my supervision for the past 3 years.

Sincerely,

Edward J. Petrella, M.D.
President & CEO

The American Board of Radiology

*Organized through the cooperation of the
American College of Radiology, the American Roentgen Ray Society,
the American Radium Society, the Radiological Society of North America,
the Section on Radiology of the American Medical Association
and the American Society of Therapeutic Radiologists
Hereby certifies that*

Kalpna Sudhir Deshmukh, M.D.

*Has pursued an accepted course of graduate study
and clinical work, has met certain standards and qualifications and
has passed the examinations conducted under the authority of
The American Board of Radiology*

*On this fourth day of June, 1982
Thereby demonstrating to the satisfaction of the Board
that she is qualified to practice the specialty of
Diagnostic Radiology*

Herald E. Jacobson, M.D.

Frank R. Jacobson, M.D.



FILE COPY



SOUTH JERSEY RADIOLOGY ASSOCIATES, P.A.

Administrative Offices
1307 White Horse Rd, #A102
Voorhees, NJ 08043
856-770-0504

March 23, 2005

USNRC
Region 1
Division of Materials Licensing
475 Allendale Road
King of Prussia, PA 19406

Re: License No. 29-18266-01
South Jersey Radiology Associates, PA

Dear Sir or Madam:

Please include Dr. John Harding as authorized users for 35.100 and 35.200 on our license. A copy of his ABR diploma is enclosed. Dr. Harding has been working as a Diagnostic Radiologist and doing Nuclear Medicine under my supervision for the past 7 years.

Sincerely,

Edward J. Petrella, M.D.
President & CEO

The American Board of Radiology

*Organized through the cooperation of the
American College of Radiology, the American Roentgen Ray Society,
the American Radium Society, the Radiological Society of North America,
the Section on Radiology of the American Medical Association
and the American Society of Therapeutic Radiologists
Hereby certifies that*

John A. Harding, M.D.

*Has pursued an accepted course of graduate study
and clinical work, has met certain standards and qualifications and
has passed the examinations conducted under the authority of
The American Board of Radiology*

On this sixth day of June, 1985

*Thereby demonstrating to the satisfaction of the Board
that he is qualified to practice the specialty of
Diagnostic Radiology*



Arthur M. B...
President

James H. L. ...
Secretary

The American Board of Radiology

*Organized through the cooperation of the
American College of Radiology, the American Roentgen Ray Society,
the American Radium Society, the Radiological Society of North America,
the Section on Radiology of the American Medical Association,
the American Society for Therapeutic Radiology and Oncology, the Association of
University Radiologists, and American Association of Physicists in Medicine*
Hereby certifies that

David Alexander Roberts, MD

*Has pursued an accepted course of graduate study
and clinical work, has met certain standards and qualifications and
has passed the examinations conducted under the authority of
The American Board of Radiology*

*On this third day of June, 1998
Thereby demonstrating to the satisfaction of the Board
that he is qualified to practice the specialty of*

Diagnostic Radiology



Seah S. Conner MD.
President

R.P. Hatten MD
Secretary-Treasurer

M. [Signature] MD.
Executive Director



The American Board of Radiology

*Organized through the cooperation of the
American College of Radiology, the American Roentgen Ray Society,
the American Radium Society, the Radiological Society of North America,
the Section on Radiology of the American Medical Association,
the American Society for Therapeutic Radiology and Oncology, the Association of
University Radiologists, and American Association of Physicists in Medicine*
Hereby certifies that

Evan Tyler Shack, MD

*Has pursued an accepted course of graduate study
and clinical work, has met certain standards and qualifications and
has passed the examinations conducted under the authority of*

The American Board of Radiology

On this thirteenth day of June, 2001

*Thereby demonstrating to the satisfaction of the Board
that he is qualified to practice the specialty of*

Diagnostic Radiology



R.P. Hatten, MD
President

Alan A. Spector, M.D.
Secretary-Treasurer

W. T. C. M.D.
Member



The American Board of Radiology

*Organized through the cooperation of the
American College of Radiology, the American Roentgen Ray Society,
the American Radium Society, the Radiological Society of North America,
the Section on Radiology of the American Medical Association,
the American Society for Therapeutic Radiology and Oncology, the Association of
University Radiologists, and American Association of Physicists in Medicine*
Hereby certifies that

David Haim Miller, MD

*Has pursued an accepted course of graduate study
and clinical work, has met certain standards and qualifications and
has passed the examinations conducted under the authority of
The American Board of Radiology*

*On this seventeenth day of May, 2000
Thereby demonstrating to the satisfaction of the Board
that he is qualified to practice the specialty of*

Diagnostic Radiology



R.P. Hatten / *MD*
President

Alan A. Licht, M.D.
Secretary-Treasurer

My. [Signature] / *MD*
Executive Director



This is to acknowledge the receipt of your letter/application dated

4/5/2005, and to inform you that the initial processing which includes an administrative review has been performed.

☒ Renew 29-18266-01
There were no administrative omissions. Your application was assigned to a technical reviewer. Please note that the technical review may identify additional omissions or require additional information.

☐ Please provide to this office within 30 days of your receipt of this card

A copy of your action has been forwarded to our License Fee & Accounts Receivable Branch, who will contact you separately if there is a fee issue involved.

Your action has been assigned **Mail Control Number** 136763.
When calling to inquire about this action, please refer to this control number.
You may call us on (610) 337-5398, or 337-5260.

	:	(FOR LFMS USE)
	:	INFORMATION FROM LTS
BETWEEN:	:	-----
	:	
License Fee Management Branch, ARM	:	Program Code: 02200
and	:	Status Code: 2
Regional Licensing Sections	:	Fee Category: 7C
	:	Exp. Date: 20050430
	:	Fee Comments: _____
	:	Decom Fin Assur Req'd: N
	:

LICENSE FEE TRANSMITTAL

A. REGION I

1. APPLICATION ATTACHED

Applicant/Licensee: SOUTH JERSEY RADIOLOGY ASSOCS., P.A.
 Received Date: 20050408
 Docket No: 3014753
 Control No.: 136763
 License No.: 29-18266-01
 Action Type: Renewal

2. FEE ATTACHED

Amount: /
 Check No.: /

3. COMMENTS

Signed *Robert J. Fured*
 Date 4/11/05

B. LICENSE FEE MANAGEMENT BRANCH (Check when milestone 03 is entered /__/)

1. Fee Category and Amount: _____

2. Correct Fee Paid. Application may be processed for:

Amendment _____
 Renewal _____
 License _____

3. OTHER _____

Signed _____
 Date _____