

## SHARON HOSPITAL

50 Hospital Hill Road, Sharon, CT 06069 Tel 860-364-4141

To: USNRC, Region I Office  
NMSB, Medical Licensing  
475 Allendale Road  
King of Prussia, PA 19406

March 4, 2005

Re: Documentation of renewal for NRC Materials License # 06-08020-02 03001272

---


Dear Sir or Madam:

Enclosed you shall find two complete copies of our license renewal documentation prepared according to the new guidance criteria of NUREG-1556, Vol 9.

Our institution does not employ more than one modality of radioactive materials for therapeutic uses, therefore, a Radiation Safety Committee is not a requirement for our license. We would request of your offices to review our application and inform us of your evaluations when possible.

Should you have any questions or desire additional information regarding our continued use of licensed materials please contact me at 860-364-4141. Thank you for your assistance.

Respectfully submitted,



Mr. Daniel Kelly  
President & CEO

RECEIVED  
REGION 1

05 MAR -9 AIO:11

136525  
NMSS/RGNI MATERIALS-002

NRC FORM 313  
(10-2002)  
10 CFR 30, 32, 33,  
34, 35, 36, 39, and 40

U.S. NUCLEAR REGULATORY COMMISSION

APPROVED BY OMB: NO. 3150-0120

EXPIRES: 10/31/2005

## APPLICATION FOR MATERIAL LICENSE

Estimated burden per response to comply with this mandatory collection request: 7 hours. Submittal of the application is necessary to determine that the applicant is qualified and that adequate procedures exist to protect the public health and safety. Send comments regarding burden estimate to the Records Management Branch (T-6 E6), U.S. Nuclear Regulatory Commission, Washington, DC 20555-0001, or by internet e-mail to [infocollects@nrc.gov](mailto:infocollects@nrc.gov), and to the Desk Officer, Office of Information and Regulatory Affairs, NEOB-10202, (3150-0120), Office of Management and Budget, Washington, DC 20503. If a means used to impose an information collection does not display a currently valid OMB control number, the NRC may not conduct or sponsor, and a person is not required to respond to, the information collection.

INSTRUCTIONS: SEE THE APPROPRIATE LICENSE APPLICATION GUIDE FOR DETAILED INSTRUCTIONS FOR COMPLETING APPLICATION. SEND TWO COPIES OF THE ENTIRE COMPLETED APPLICATION TO THE NRC OFFICE SPECIFIED BELOW

**APPLICATION FOR DISTRIBUTION OF EXEMPT PRODUCTS FILE APPLICATIONS WITH:**

DIVISION OF INDUSTRIAL AND MEDICAL NUCLEAR SAFETY  
OFFICE OF NUCLEAR MATERIALS SAFETY AND SAFEGUARDS  
U.S. NUCLEAR REGULATORY COMMISSION  
WASHINGTON, DC 20555-0001

**ALL OTHER PERSONS FILE APPLICATIONS AS FOLLOWS:**

**IF YOU ARE LOCATED IN:**

CONNECTICUT, DELAWARE, DISTRICT OF COLUMBIA, MAINE, MARYLAND, MASSACHUSETTS, NEW HAMPSHIRE, NEW JERSEY, NEW YORK, PENNSYLVANIA, RHODE ISLAND, OR VERMONT, SEND APPLICATIONS TO:

LICENSING ASSISTANT SECTION  
NUCLEAR MATERIALS SAFETY BRANCH  
U.S. NUCLEAR REGULATORY COMMISSION, REGION I  
475 ALLENDALE ROAD  
KING OF PRUSSIA, PA 19406-1415

ALABAMA, FLORIDA, GEORGIA, KENTUCKY, MISSISSIPPI, NORTH CAROLINA, PUERTO RICO, SOUTH CAROLINA, TENNESSEE, VIRGINIA, VIRGIN ISLANDS, OR WEST VIRGINIA, SEND APPLICATIONS TO:

SAM NUNN ATLANTA FEDERAL CENTER  
U.S. NUCLEAR REGULATORY COMMISSION, REGION II  
61 FORSYTH STREET, S.W., SUITE 23T85  
ATLANTA, GEORGIA 30303-8931

**IF YOU ARE LOCATED IN:**

ILLINOIS, INDIANA, IOWA, MICHIGAN, MINNESOTA, MISSOURI, OHIO, OR WISCONSIN, SEND APPLICATIONS TO:

MATERIALS LICENSING BRANCH  
U.S. NUCLEAR REGULATORY COMMISSION, REGION III  
801 WARRENVILLE RD  
LISLE, IL 60532-4351

ALASKA, ARIZONA, ARKANSAS, CALIFORNIA, COLORADO, HAWAII, IDAHO, KANSAS, LOUISIANA, MONTANA, NEBRASKA, NEVADA, NEW MEXICO, NORTH DAKOTA, OKLAHOMA, OREGON, PACIFIC TRUST TERRITORIES, SOUTH DAKOTA, TEXAS, UTAH, WASHINGTON, OR WYOMING, SEND APPLICATIONS TO:

NUCLEAR MATERIALS LICENSING SECTION  
U.S. NUCLEAR REGULATORY COMMISSION, REGION IV  
611 RYAN PLAZA DRIVE, SUITE 400  
ARLINGTON, TX 76011-8064

63001272

PERSONS LOCATED IN AGREEMENT STATES SEND APPLICATIONS TO THE U.S. NUCLEAR REGULATORY COMMISSION ONLY IF THEY WISH TO POSSESS AND USE LICENSED MATERIAL IN STATES SUBJECT TO U.S. NUCLEAR REGULATORY COMMISSION JURISDICTIONS.

**1. THIS IS AN APPLICATION FOR (Check appropriate item)**

- ☐ A. NEW LICENSE  
☐ B. AMENDMENT TO LICENSE NUMBER  
☒ C. RENEWAL OF LICENSE NUMBER 06-08020-02

**2. NAME AND MAILING ADDRESS OF APPLICANT (Include ZIP code)**

Sharon Hospital  
50 Hospital Hill Road  
Sharon, CT 06069

**3. ADDRESS WHERE LICENSED MATERIAL WILL BE USED OR POSSESSED**

SAME

**4. NAME OF PERSON TO BE CONTACTED ABOUT THIS APPLICATION**

Carolyn Smith, Radiology Manager

**TELEPHONE NUMBER**

860-364-4070

SUBMIT ITEMS 5 THROUGH 11 ON 8-1/2 X 11" PAPER. THE TYPE AND SCOPE OF INFORMATION TO BE PROVIDED IS DESCRIBED IN THE LICENSE APPLICATION GUIDE.

**5. RADIOACTIVE MATERIAL**

a. Element and mass number, b. chemical and/or physical form, and c. maximum amount

**6. PURPOSE(S) FOR WHICH LICENSED MATERIAL WILL BE USED.**

**7. INDIVIDUAL(S) RESPONSIBLE FOR RADIATION SAFETY PROGRAM AND THEIR TRAINING EXPERIENCE.**

**8. TRAINING FOR INDIVIDUALS WORKING IN OR FREQUENTING RESTRICTED AREAS.**

**9. FACILITIES AND EQUIPMENT.**

**10. RADIATION SAFETY PROGRAM.**

**11. WASTE MANAGEMENT.**

**12. LICENSE FEES (See 10 CFR 170 and Section 170.31)**

FEE CATEGORY: 10CFR170.31.7.C AMOUNT ENCLOSURE \$ 0.00

**13. CERTIFICATION. (Must be completed by applicant)** THE APPLICANT UNDERSTANDS THAT ALL STATEMENTS AND REPRESENTATIONS MADE IN THIS APPLICATION ARE BINDING UPON

THE APPLICANT AND ANY OFFICIAL EXECUTING THIS CERTIFICATION ON BEHALF OF THE APPLICANT, NAMED IN ITEM 2, CERTIFY THAT THIS APPLICATION IS PREPARED IN CONFORMITY WITH TITLE 10, CODE OF FEDERAL REGULATIONS, PARTS 30, 32, 33, 34, 35, 36, 39, AND 40, AND THAT ALL INFORMATION CONTAINED HEREIN IS TRUE AND CORRECT TO THE BEST OF THEIR KNOWLEDGE AND BELIEF.

WARNING: 18 U.S.C. SECTION 1001 ACT OF JUNE 25, 1948 62 STAT. 749 MAKES IT A CRIMINAL OFFENSE TO MAKE A WILLFULLY FALSE STATEMENT OR REPRESENTATION TO

**CERTIFYING OFFICER -- TYPED/PRINTED NAME AND TITLE**

Daniel Kelly, President & CEO

**SIGNATURE**

*[Signature]*

**DATE**

3/4/05

**FOR NRC USE ONLY**

TYPE OF FEE	FEE LOG	FEE CATEGORY	AMOUNT RECEIVED	CHECK NUMBER	COMMENTS
			\$		
APPROVED BY				DATE	

NRC FORM 313 (10-2002)

PRINTED ON RECYCLED PAPER

136525  
NMSS/RGNI MATERIALS-002

## 8.5 ITEM 5: RADIOACTIVE MATERIAL

<u>Byproduct Material</u>	<u>Chem/Phys Form</u>	<u>Max Amount</u>
Any byproduct material permitted by 10 CFR 35.100	Any	As Needed
Any byproduct material permitted by 10 CFR 35.200	Any	As Needed
Any byproduct material permitted by 10 CFR 35.300	Any	0.5 Ci

## 8.7 ITEM 5: RECORD KEEPING FOR DECOMMISSIONING AND FINANCIAL ASSURANCE

The financial assurance certification is Not Applicable because licensed material is not in excess of the limits specified in 10 CFR 30.35 (a).

8.8 ITEM 6: PURPOSE(S) FOR WHICH LICENSED MATERIAL WILL BE USED

10 CFR 35.100 Medical Use of Unsealed Byproduct Material for Uptake, Dilution, and Excretion Studies for Which a Written Directive is Not Required

10 CFR 35.200 Medical Use of Unsealed Byproduct Material for Imaging and Localization Studies for Which a Written Directive is Not Required

10 CFR 35.300 Medical Use of Unsealed Byproduct Material for Which a Written Directive is Required

8.9 ITEM 7: INDIVIDUAL(S) RESPONSIBLE FOR RADIATION SAFETY PROGRAM AND THEIR TRAINING AND EXPERIENCE

8.10 ITEM 7: RADIATION SAFETY OFFICER

Peter J. Mas, MS, DABMP; Documentation previously submitted.

8.11 ITEM 7: AUTHORIZED USERS (AUs) FOR MEDICAL USE

A. Authorization under 35.100, 35.200 and 35.300 for:

- Paul V. McGuire, MD; Documentation previously submitted.
- James D. Slavin, MD; Documentation previously submitted.

B. Authorization under 35.200 for:

- Jerome M. Auerbach, MD; Documentation enclosed; Authorized User under Commonwealth of Massachusetts License 44-0327.
- Lee S. Marcus, MD; Documentation enclosed; Certificate No. 1438 from the Certification Board of Nuclear Cardiology. License for nuclear cardiac imaging.
- Stuart J. Masters, MD; Documentation enclosed; Authorized User under Commonwealth of Massachusetts License 44-0327.
- Donald J. Soucier, DO; Documentation enclosed; Authorized User under NRC License 37-30673-01. License for nuclear cardiac imaging.

ATTACHMENT 7a.

Memorandum


To: Peter J. Mas, MS, DABMP  
Health Physicist & RSO

From: Daniel Kelly  
President & CEO

RE: Delegation of Authority

You, Peter J. Mas, MS, have been appointed Radiation Safety Officer and are responsible for ensuring the safe use of radiation from byproduct radioactive materials. You are responsible for managing the radiation protection program; identifying radiation protection problems; initiating, recommending, or providing corrective actions; verifying implementation of corrective actions; stopping unsafe activities; and ensuring compliance with regulations. You are hereby delegated the authority necessary to meet those responsibilities, including prohibiting the use of byproduct material by employees who do not meet the necessary requirements and shutting down operations where justified by radiation safety. You are required to notify management if staff do not cooperate and do not address radiation safety issues. In addition, you are free to raise issues with the Nuclear Regulatory Commission at any time.

Signed,

  
Management Representative  
3 / 4 / 2005

  
Radiation Safety Officer  
3 / 3 / 2005

cc: Department Heads

8.14 ITEM 9: FACILITIES AND EQUIPMENT

8.15 ITEM 9: FACILITY DIAGRAM(S)

- a. Adjacencies of the Imaging Room: see Att. 9.1a
- b. Details of the Imaging Room: see Att. 9.1b

8.16 ITEM 9: RADIATION MONITORING INSTRUMENTS

Radiation monitoring instruments will be calibrated by a person (entity) qualified to perform survey meter calibrations.

- a. Ludlum Survey Meter, Model #14-C, with, Ludlum Energy Compensated Probe, Model 44-38, or, a comparable unit. Qty 2 units.  
Scale: 0.1X, 1X, 10X, 100X, 1000X Range: 0 - 2 mR/hr
- b. Atomlab Model 950 Thyroid Uptake Probe and NaI Well Counter (2" x 2") with Lead Shield assembly for the counting of wipe test samples, or, a comparable unit.

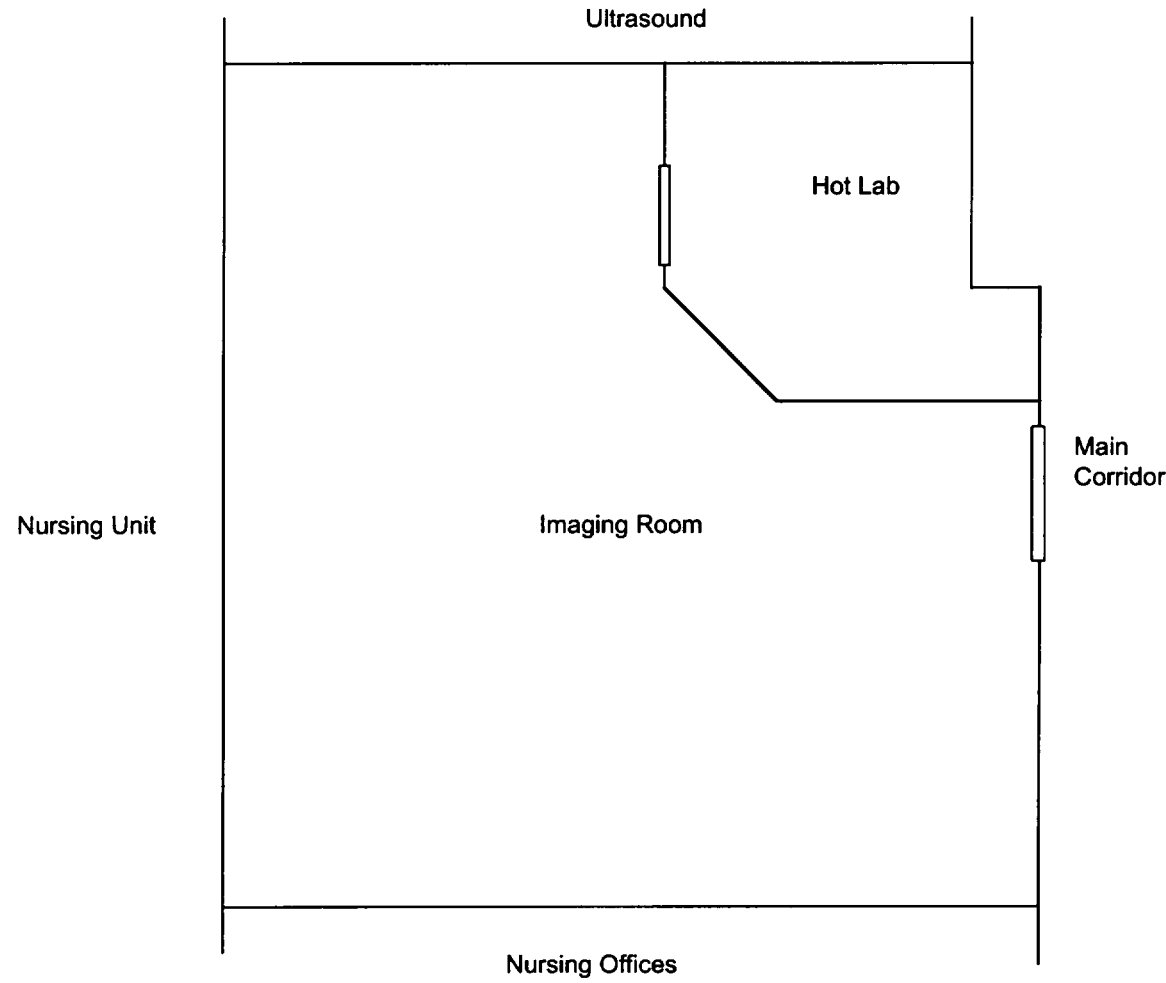
8.17 ITEM 9: DOSE CALIBRATOR AND OTHER EQUIPMENT USED TO MEASURE DOSAGES OF UNSEALED BYPRODUCT MATERIAL

Equipment used to measure dosages will be calibrated in accordance with nationally recognized standards or the manufacturer's instructions.

8.19 ITEM 9: OTHER EQUIPMENT AND FACILITIES

See Att. 9.4

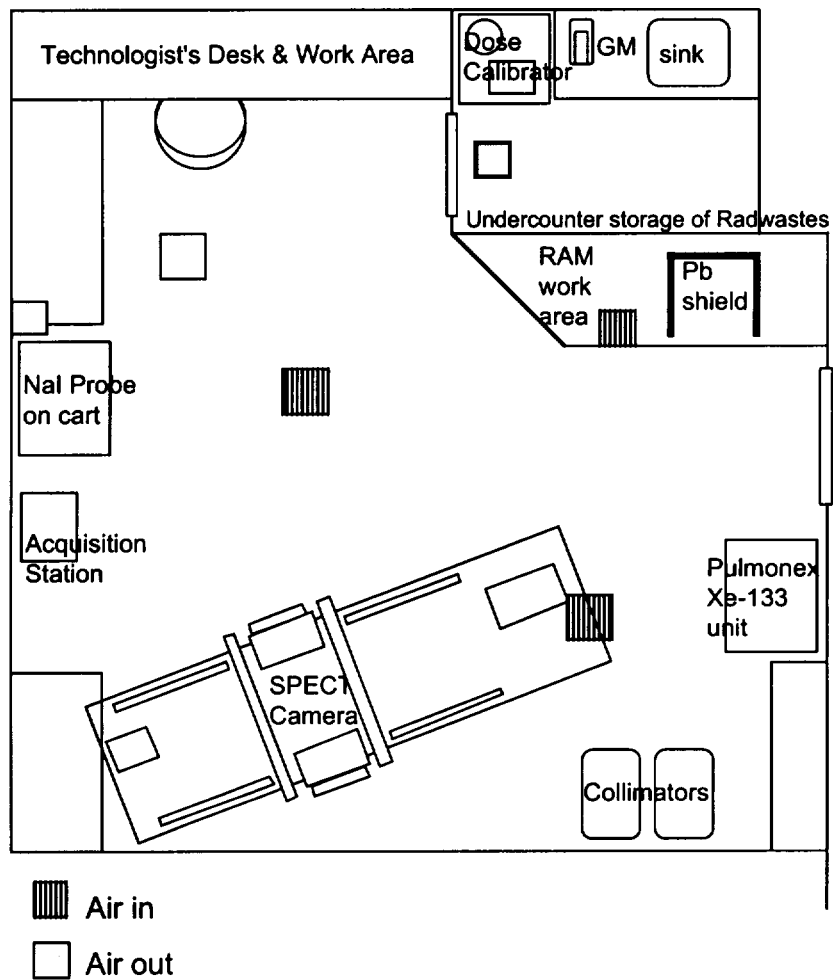
Sharon Hospital  
Adjacencies




North  
←

Scale: 1/4" = 1'

## Sharon Hospital Imaging Room & Hot Lab



North



Scale: 1/4" = 1'

ITEM 9: OTHER EQUIPMENT AND FACILITIES

1. L-block lead shield with leaded glass for the storage and preparation of radiopharmaceuticals
2. Syringe shields for the handling of radiopharmaceuticals
3. Lead syringe holder (pig) for transport
4. Under counter cabinet space for the decay in storage of contaminated wastes.

8.20 ITEM 10: RADIATION PROTECTION PROGRAM

8.22 ITEM 10: SAFETY PROCEDURES AND INSTRUCTIONS

Either we will perform a prospective evaluation demonstrating that unmonitored individuals are not likely to receive, in any one year, a radiation dose in excess of 10 % of the allowable limits in 10 CFR Part 20 or we will provide dosimetry that meets the requirements listed under "Criteria" in NUREG-1556, Vol 9, "Consolidated Guidance About Materials Licenses: Program-Specific Guidance About Medical Use Licenses" dated October 2002.

8.23 ITEM 10: AREA SURVEYS

We have developed, will implement and maintain written procedures for area surveys in accordance with 10 CFR 20.1101 that meet the requirements of 10 CFR 20.1501 and 10 CFR 35.70.

8.24 ITEM 10: SAFE USE OF UNSEALED LICENSED MATERIAL

We have developed, will implement and maintain procedures for safe use of unsealed byproduct material that meet the requirements of 10 CFR 20.1101 and 10 CFR 20.1301.

8.25 ITEM 10: SPILL PROCEDURES

We have developed, will implement and maintain procedures for safe response to spills of licensed material in accordance with 10 CFR 20.1101.

8.27 ITEM 10: MINIMIZATION OF CONTAMINATION

A response may not be required for this section.

8.28 ITEM 11: WASTE MANAGEMENT

We have developed, will implement and maintain written waste disposal procedures for licensed material in accordance with 10 CFR 20.1101, that also meet the requirements of the applicable section of Subpart K to 10 CFR Part 20 and 10 CFR 35.92.

APR-30-03 08:48 From:

...3/11 Job-490

MRCP-MAT-1

Page 1 of 9 pages



THE COMMONWEALTH OF MASSACHUSETTS  
DEPARTMENT OF PUBLIC HEALTH  
RADIATION CONTROL PROGRAM  
MATERIALS LICENSE

Pursuant to Massachusetts General Laws Chapter 111, Sections 3, 5M, 5N, 5O and 5P and Massachusetts Regulations for the Control of Radiation, Section 120.100, Licensing of Radioactive Material, and in reliance on statements and representation heretofore made by the licensee, a license is hereby issued authorizing the licensee to receive, acquire, possess, and transfer radioactive materials designated below; to use such material for the purpose(s) and at the place(s) designated below; to deliver or transfer such material to persons authorized to receive it in accordance with the regulations 105 CMR 120.000. This license shall be deemed to contain the conditions specified in 105 CMR 120.000 and is subjected to all applicable rules, regulations of the Department of Public Health, Commonwealth of Massachusetts, now or hereafter in effect and to any conditions specified below.

<b>Licensee</b>  1. Alliance Imaging, Inc.  2. 1900 South State College Boulevard, 6 <sup>th</sup> Floor Anaheim, California 92806		3. License Number: 44-0327 is amended to its entirety, in accordance with the letter dated April 7, 2003, to read as follows:  Amendment No: 14  4. Expiration Date: November 30, 2005  5. Docket No: 07-1993
6. Radioactive Material  A. Any radioactive material listed in 105 CMR 120.533  B. Germanium-68	7. Chemical/Physical Form  A. Any radiopharmaceutical included in 105 CMR 120.533 (excluding Xenon and Generators).  B. Isotope Product Laboratories Product Code HEGL-0019 for the <u>transmission line source</u> and Isotope Product Laboratories Product Code HEGL-0020 for the <u>normalization line source</u> .	8. Maximum Possession Limit  A. As needed.  B. Not to exceed 13 millicurie per <u>transmission line source</u> and 52 millicurie total. Not to exceed 2.5 millicurie per <u>normalization line source</u> and 5 millicurie total. The total possession limit for both types of sources shall not exceed 57 millicurie.

APR-30-03 08:47 From:

...4/11 Job-498

MRCP-MAT-1

Page 2 of 9 pages

COMMONWEALTH OF MASSACHUSETTS  
DEPARTMENT OF PUBLIC HEALTH  
RADIATION CONTROL PROGRAM

LICENSE NUMBER: 44-0327

MATERIALS LICENSE  
SUPPLEMENTARY SHEET

DOCKET NUMBER: 07-1993

AMENDMENT NUMBER: 14

6. Radioactive Material	7. Chemical/Physical Form	8. Maximum Possession Limit
C. Germanium-68	C. Sanders Medical Products, Inc. Model PET-155/10 for the <u>transmission line source</u> and PET-155/1.6 for the <u>normalization line source</u> .	C. Not to exceed 13 millicurie per <u>transmission line source</u> and 52 millicurie total. Not to exceed 2.5 millicurie per <u>normalization line source</u> and 5 millicurie total. The total possession limit for both types of sources shall not exceed 57 millicurie.
D. Germanium-68	D. CTI Services, Inc. Model LS or Sanders Medical Products PET-180/1 for <u>line source</u> or Model CS for the <u>cylinder source</u> .	D. Not to exceed 10 millicurie per cylinder or line source and 50 millicurie total.
E. Germanium-68	E. Sanders Medical Products, Inc. Model PET-168/5 line source.	E. Not to exceed 5.5 millicurie per line source and 55 millicurie total.
F. Germanium-68	F. Sanders Medical Products Model PET-20C19/3 or Model PET-20C19/1 cylindrical phantom source for PET scanners.	F. Not to exceed 4.2 millicurie per cylindrical source and 25.2 millicurie total.

## 9. Authorized use:

A. Any imaging and localization procedure approved in 105 CMR 120.533.

B. &amp; C. For use in a GE Medical Systems Advance 4.0 Pet Imaging System for calibration and attenuation correction.

APR-30-93 00:47 From:

...J/11 Job-488

MRCP-MAT-1

Page 3 of 9 pages

COMMONWEALTH OF MASSACHUSETTS  
DEPARTMENT OF PUBLIC HEALTH  
RADIATION CONTROL PROGRAM

LICENSE NUMBER: 44-0327

MATERIALS LICENSE  
SUPPLEMENTARY SHEET

DOCKET NUMBER: 07-1993

AMENDMENT NUMBER: 14

- D. For use in a PET scanning devices manufactured by CTI/Siemens or other manufacturers whose scanners are compatible with CTI Services or Sanders Medical Products produced sources for calibration and attenuation correction.
- E. For use in Siemens EXACT Source Holder for Whole-body Positron Emission Tomography (PET) System for calibration and attenuation correction.
- F. For use in PET scanning devices for instrument reference calibration and detector failure location.

---

**CONDITIONS**

10. Radioactive materials, excluding xenon and generators, shall only be used at temporary job sites of the licensee anywhere in the Commonwealth of Massachusetts except areas under exclusive Federal jurisdiction. This condition does not prohibit use in States under the jurisdiction of the U.S. Nuclear Regulatory Commission, an Agreement State, or Licensing State under reciprocity procedures which may be established by the NRC or those States.
11. This license is subject to an annual fee as determined by the Executive Office for Administration and Finance.
12. The Radiation Safety Officer for the activities authorized by this license is Stuart R. Korchin.
13. Licensed material listed in Item 6 above is only authorized for use by, or under the supervision of, the following individuals for the materials and uses indicated:

**Authorized Users**

Steven B. Allen, M.D.

Nicholas Argy, M.D.

— Jerome M. Auerbach, M.D.

Donald N. Bachman, M.D.

**Material in 105 CMR and Use**

120.533 (excluding Xenon and generators)

120.533 (excluding Xenon and generators)

120.533 (excluding Xenon and generators)

120.533 (excluding Xenon and generators)







APR-30-03 08:48 From:

...3/11 Job-438

MRCP-MAT-1

Page 7 of 9 pages

COMMONWEALTH OF MASSACHUSETTS  
DEPARTMENT OF PUBLIC HEALTH  
RADIATION CONTROL PROGRAM

LICENSE NUMBER: 44-0327

MATERIALS LICENSE  
SUPPLEMENTARY SHEET

DOCKET NUMBER: 07-1993

AMENDMENT NUMBER: 14

**Authorized Users****Material in 105 CMR and Use**

Charuvuthi Upatham, M.D.

120.533 (excluding Xenon and generators)

Jorge Merino de Villasante, M.D.

120.533 (excluding Xenon and generators)

Thomas Gregory Walker, M.D.

120.533 (excluding Xenon and generators)

Steven M. Wetzner, M.D.

120.533 (excluding Xenon and generators)

Elizabeth J. Wilson, M.D.

120.533 (excluding Xenon and generators)

Richard B. Wolk, M.D.

120.533 (excluding Xenon and generators)

Babington Chung-Kuen Yung,

120.533 (excluding Xenon and generators)

Franklin Zweiman, M.D.

120.533 (excluding Xenon and generators)

14. The licensee shall only transport radioactive material or deliver radioactive material to a carrier for transport in accordance with the provisions of 49 CFR Parts 170 through 189, 10 CFR Part 71, and 105 CMR 120.770 "Transportation of Radioactive Material".
15. Licensed material (excluding xenon and generators) may be delivered to vans that are located at temporary job sites and occupied by Alliance Imaging personnel in accordance with application dated June 23, 2000, and letter dated October 13, 2000.
16. Radioactive waste generated by the licensee may be picked up by a nuclear pharmacy from vans located at temporary job sites and occupied by Alliance Imaging personnel in accordance with application dated June 23, 2000, and letter dated October 13, 2000.
17. Except as specifically provided otherwise by this license, the licensee shall conduct its program in accordance with statements, representations and procedures contained in the documents, including any enclosures, listed below. The Massachusetts Regulations for the Control of Radiation (105 CMR 120.000) shall govern, unless statements, representations and procedures in the licensee's application and correspondence are more restrictive than the regulations.
  - A. Application dated June 23, 2000
  - B. Letter dated October 13, 2000
  - C. Letter dated October 24, 2000

APR-30-03 00:49 From:

...3/11 Job-488

MRCP-MAT-1

Page 8 of 9 pages

COMMONWEALTH OF MASSACHUSETTS  
DEPARTMENT OF PUBLIC HEALTH  
RADIATION CONTROL PROGRAM

LICENSE NUMBER: 44-0327

MATERIALS LICENSE  
SUPPLEMENTARY SHEET

DOCKET NUMBER: 07-1993

AMENDMENT NUMBER: 14

- D. Facsimile letter dated October 27, 2000
- E. Letter of April 11, 2001
- F. Letter dated May 11, 2001
- G. Letter dated August 29, 2001
- H. Letter dated December 14, 2001
- I. Letter dated December 20, 2001
- J. Letter dated February 1, 2002
- K. Electronic message dated February 1, 2002
- L. Letters dated February 13, 2002
- M. Letter dated March 27, 2002
- N. Letter dated April 18, 2002
- O. Letter dated June 3, 2002
- P. Letter dated June 14, 2002
- Q. Letter dated May 14, 2002
- R. Letter dated June 20, 2002
- S. Letter dated June 24, 2002
- T. Letters (2) dated July 23, 2002
- U. Letter dated August 9, 2002
- V. Telefaxed letter dated August 30, 2002
- W. Letter dated October 4, 2002
- X. Letter dated December 30, 2002
- Y. Letter dated January 9, 2003
- Z. Letter dated April 7, 2003

APR-30-03 08:58 From:

... 1/11 Job-498

MRCP.MAT-1

Page 9 of 9 pages

COMMONWEALTH OF MASSACHUSETTS  
DEPARTMENT OF PUBLIC HEALTH  
RADIATION CONTROL PROGRAM


LICENSE NUMBER: 44-0327

MATERIALS LICENSE  
SUPPLEMENTARY SHEET

DOCKET NUMBER: 07-1993

AMENDMENT NUMBER: 14

FOR THE COMMONWEALTH OF MASSACHUSETTS  
DEPARTMENT OF PUBLIC HEALTH  
RADIATION CONTROL PROGRAM

Date 04/22/03By Robert Walker  
Robert Walker, Director

03/07/2005 10:24

528-5122

FV XRAY

PAGE 01

NRC FORM 574  
(10-89)

U.S. NUCLEAR REGULATORY COMMISSION

PAGE 1 OF 2 PAGES

## MATERIALS LICENSE

Amendment No. 18

Pursuant to the Atomic Energy Act of 1954, as amended, the Energy Reorganization Act of 1974 (Public Law 93-438), and Title 10, Code of Federal Regulations, Chapter I, Parts 30, 31, 32, 33, 34, 35, 39, 40 and 70, and in reliance on statements and representations heretofore made by the licensee, a license is hereby issued authorizing the licensee to receive, acquire, possess, and transfer byproduct, source, and special nuclear material designated below; to use such material for the purpose(s) and at the place(s) designated below; to deliver or transfer such material to persons authorized to receive it in accordance with the regulations of the applicable Part(s). This license shall be deemed to contain the conditions specified in Section 183 of the Atomic Energy Act of 1954, as amended, and is subject to all applicable rules, regulations and orders of the Nuclear Regulatory Commission now or hereafter in effect and to any conditions specified below.

## Licensee

1. Fairview Hospital

2. 29 Lewis Avenue  
Great Barrington, Massachusetts 01830

In accordance with the application dated October 15, 1993,  
3. License number 20-15295-01 is amended in its entirety to read as follows:

4. Expiration date January 31, 1999

5. Docket or  
Reference No. 030-088856. Byproduct, source, and/or  
special nuclear material7. Chemical and/or physical  
form8. Maximum amount that licensee  
may possess at any one time  
under this licenseA. Any byproduct material  
identified in 10 CFR  
35.100B. Any byproduct material  
identified in 10 CFR  
35.200A. Any radiopharmaceutical  
identified in 10 CFR  
35.100B. Any radiopharmaceutical  
identified in 10 CFR  
35.200

A. As needed

B. As needed

9. Authorized use

A. Any uptake, dilution and localization procedures approved in 10 CFR 35.100.  
B. Any imaging and localization procedures approved in 10 CFR 35.200.

## CONDITIONS

10. Licensed material may be used only at the licensee's facilities located at 29 Lewis Avenue, Great Barrington, Massachusetts.

11. The Radiation Safety Officer for this license is Jerome M. Auerbach, M.D.

12. Licensed material listed in Item 6 above is only authorized for use by, or under the supervision of, the following individuals for the materials and uses indicated:

Authorized UsersMaterial and Use

Joseph A. Levine, M.D.

35.100; 35.200

J. David Poutasse, M.D.

35.100; 35.200

F. Peter Rentz, M.D.

35.100; 35.200

Stuart J. Masters, M.D.

35.100; 35.200

Jerome M. Auerbach, M.D.

35.100; 35.200

03/07/2005 18:24 528-5122

FV XRAY

PAGE 02

n 374A

U.S. NUCLEAR REGULATORY COMMISSION

PAGE 2 OF 2 PAGES

MATERIALS LICENSE  
SUPPLEMENTARY SHEET

License number

20-15295-01

Docket or Reference number

030-08885

Amendment No. 18

(12. Continued)

## CONDITION

Authorized Users:Material and Use:

Robert K. Brown, M.D.

35.100

David M. Markowitz, M.D.

35.100; 35.200

Jonathan Kramer, M.D.

35.100; 35.200

James W. Sherwood, M.D.

35.100; 35.200

13. In addition to the possession limits in Item 8, the licensee shall further restrict the possession of licensed material to quantities below the minimum limit specified in 10 CFR 30.35(d), 40.30(b), and 70.25(d) for establishing financial assurance for decommissioning.
14. In addition to the possession limits in Item 8, the licensee shall further restrict the possession of licensed material at a single location to quantities below the limits specified in 10 CFR 30.32 which require consideration of the need for an emergency plan for responding to a release of licensed material.
15. Except as specifically provided otherwise in this license, the licensee shall conduct its program in accordance with the statements, representations, and procedures contained in the documents, including all enclosures, listed below, except for minor changes in the medical use radiation safety procedures as provided in 10 CFR 35.31. The U.S. Nuclear Regulatory Commission's regulations shall govern unless the statements, representations, and procedures in the licensee's application and correspondence are more restrictive than the regulations.

A. Application dated October 15, 1993

For the U.S. Nuclear Regulatory Commission

Date

DEC 17 1993

By



Nuclear Materials Safety Branch

Region I

King of Prussia, Pennsylvania 19406

THE CERTIFICATION BOARD OF NUCLEAR CARDIOLOGY

Incorporated 1996

CERTIFIES THAT

*Lee S. Marcus, M.D.*

HAVING MET THE REQUIREMENTS PRESCRIBED BY THIS BOARD  
AND HAVING SATISFACTORILY PASSED THE REQUIRED EXAMINATION,

IS HEREBY DESIGNATED

A DIPLOMATE CERTIFIED IN THE SUBSPECIALTY OF

**NUCLEAR CARDIOLOGY**


FOR THE PERIOD 1999 THROUGH 2009

*A. J. Brandon*


PRESIDENT

*C. J. G. DeLong*

SECRETARY



CERTIFICATE # 1438



OCTOBER 24, 1999

## MATERIALS LICENSE

Pursuant to the Atomic Energy Act of 1954, as amended, the Energy Reorganization Act of 1974 (Public Law 93-438), and Title 10, Code of Federal Regulations, Chapter I, Parts 30, 31, 32, 33, 34, 35, 36, 39, 40, and 70, and in reliance on statements and representations heretofore made by the licensee, a license is hereby issued authorizing the licensee to receive, acquire, possess, and transfer byproduct, source, and special nuclear material designated below; to use such material for the purpose(s) and at the place(s) designated below; to deliver or transfer such material to persons authorized to receive it in accordance with the regulations of the applicable Part(s). This license shall be deemed to contain the conditions specified in Section 183 of the Atomic Energy Act of 1954, as amended, and is subject to all applicable rules, regulations, and orders of the Nuclear Regulatory Commission now or hereafter in effect and to any conditions specified below.

Licensee		
1. Heart Specialists of Lancaster, P.C.	3. License number 37-30673-01	
2. 800 New Holland Avenue Lancaster, PA 17602	4. Expiration date October 31, 2011	
	5. Docket No. 030-35813 Reference No.	
6. Byproduct, source, and/or special nuclear material	7. Chemical and/or physical form	8. Maximum amount that licensee may possess at any one time under this license
A. Any byproduct material identified in 10 CFR 35.200	A. Any radiopharmaceutical identified in 10 CFR 35.200 except generators and gas	A. As needed
9. Authorized use:		
A. Any cardiac imaging and localization procedure approved in 10 CFR 35.200.		

## CONDITIONS

10. Licensed material may be used or stored only at the licensee's facilities located at 800 New Holland Avenue, Lancaster, Pennsylvania.
11. Licensed material is only authorized for use by, or under the supervision of:
- A. Individuals permitted to work as an authorized user in accordance with 10 CFR 35.13 and 35.14.

**MATERIALS LICENSE  
SUPPLEMENTARY SHEET**License Number  
37-30673-01Docket or Reference Number  
030-35813

B. The following individuals are authorized users for the materials and uses indicated:

Authorized UsersMaterial and Use

Donald J. Soucier, D.O.

35.200 for cardiovascular clinical procedures

Roddy P. Canosa, D.O.

35.200 for cardiovascular clinical procedures

Gregory D. Cox, D.O.

35.200 for cardiovascular clinical procedures

C. The Radiation Safety Officer for this license is Donald J. Soucier, D.O.

12. In addition to the possession limits in Item 8, the licensee shall further restrict the possession of licensed material to quantities below the minimum limit specified in 10 CFR 30.35(d), 40.36(b), and 70.25(d) for establishing financial assurance for decommissioning.
13. The licensee is authorized to transport licensed material in accordance with the provisions of 10 CFR Part 71, "Packaging and Transportation of Radioactive Material."
14. Except as specifically provided otherwise in this license, the licensee shall conduct its program in accordance with the statements, representations, and procedures contained in the documents, including any enclosures, listed below, except for minor changes in the medical use radiation safety procedures as provided in 10 CFR 35.31. The U.S. Nuclear Regulatory Commission's regulations shall govern unless the statements, representations, and procedures in the licensee's application and correspondence are more restrictive than the regulations.

- A. Letter dated August 25, 2001  
B. Letter dated October 23, 2001

For the U.S. Nuclear Regulatory Commission

Date October 24, 2001

By



James P. Dwyer  
Nuclear Materials Safety Branch 1  
Division of Nuclear Materials Safety  
Region I  
King of Prussia, Pennsylvania 19406

78138935

COMMONWEALTH OF PENNSYLVANIA  
DEPARTMENT OF ENVIRONMENTAL PROTECTION  
BUREAU OF RADIATION PROTECTION

**RADIOACTIVE MATERIAL LICENSE**

Pursuant to the Radiation Protection Act, the Act of July 10, 1984 (No. 147, P.L. 688) and Title 25. Rules and Regulations, Article V. Radiological Health of the Pennsylvania Department of Environmental Protection, and in reliance on statements and representations heretofore made by the Licensee, a license is hereby issued authorizing the Licensee to receive, acquire, possess, transfer, and use radioactive material listed below for the purposes and at the places designated below. This license shall be deemed subject to all applicable rules, regulations, or orders of the Pennsylvania Department of Environmental Protection now or hereafter in effect and to any conditions specified below.

- |    |                                     |   |  |
|----|-------------------------------------|---|--|
| 1. | Licensee                            | : | In response to a letter dated          |
|    | Heart Specialists of Lancaster P.C. | : | August 25, 2001                        |
|    |                                     | : |  |
|    |                                     | : | 3. License No. PA-0876 is issued as    |
| 2. | 800 New Holland Avenue              | : | follows:                               |
|    | Lancaster, PA 17602                 | : |  |
|    |                                     | : | 4. Expiration Date: September 30, 2006 |

5. Radioactive material (Element & mass number)	6. Chemical and/or physical form	7. Maximum amount that licensee may possess at any one time under this license
A. Any accelerator-produced material identified in 25 Pa. Code Sec. 224.201	A. Any radiopharmaceutical identified in 25 Pa. Code Sec. 224.201	A. As needed

8. **Authorized Use**

- A. Any diagnostic cardiovascular procedure approved in 25 Pa. Code Sec. 224.201.

**CONDITIONS**

9. The licensee may not possess and use radioactive materials authorized in items 5, 6, and 7 until the licensee has constructed the facilities and obtained the equipment described in the application and supporting documentation.
10. Licensed material may be used only at 800 New Holland Ave., Lancaster, PA, 17602.
11. Radiation Safety Officer: Donald J. Soucier, D.O.
12. Licensed material listed in Item 5 above is authorized for use by, or under the supervision of, the following individuals for the materials and uses indicated:

Authorized Users

Roddy P. Canosa, D.O.  
Gregory D. Cox, D.O.  
Donald J. Soucier, D.O.

Material and Use

224.201 cardiovascular studies only  
224.201 cardiovascular studies only  
224.201 cardiovascular studies only

13. The licensee may transport licensed material, or deliver licensed material to a carrier for transport, in accordance with 25 Pa. Code Chapter 230, "Packaging and Transportation of Radioactive Material".
  14. The licensee is authorized to hold Cobalt 57 for decay-in-storage before disposal in ordinary trash provided the licensee complies with 25 Pa. Code Sec. 224.112 (relating to decay-in-storage) as applied to Cobalt 57.
  15. Except as specifically provided otherwise in this license, the licensee shall conduct its program in accordance with the statements, representations, and procedures contained in the documents including any enclosures, listed below. The Department of Environmental Protection's regulations shall govern unless the statements, representations and procedures in the licensee's application and correspondence are more restrictive than the regulations.
    - A. License application letter dated August 25, 2001
- 

For the Pennsylvania Department  
of Environmental Protection



Date: September 11, 2001

Louis Ray Urciuolo  
Bureau of Radiation Protection  
P. O. Box 8469  
Harrisburg, PA 17105-8469

# NUCLEAR MEDICAL EDUCATION PROGRAM

## Affidavit of Academic Completion and Competency

*This document is to attest that*

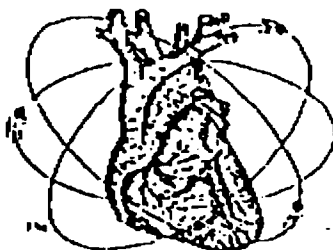
DONALD SOUCIER, M.D.

*has successfully completed the didactic program*

### PRINCIPLES OF RADIATION PHYSICS

*and has provided evidence of attendance in this program and evidence of achieving the objectives of this program through examination.*

*This program provides the following levels of accomplishment:*



- 50 Didactic Instructional Hours (DIH)  
(in compliance with 10CFR35)
- 5 Continuing Education Units (CEU)
- 50 Continuing Medical Education (CME)
- 50 Technical/Professional Credit specified by the  
American Pharmaceutical Association and the  
American Association of Health Physicists\*

\*Additional documentation will be provided in Regulatory Agency upon  
participant request

14 March 1992  
Date Class Commenced

  
Authorized Signature

077712

Affidavit of Competency

## INSTITUTE FOR NUCLEAR MEDICAL EDUCATION

5785 Arapahoe, Suite D, Boulder, CO 80303 800-548-4024

Certified as an Approved Educational Institution by the Department of Higher Education, State of Colorado. Validated by the Accrediting Commission of the Accrediting Council for Continuing Education Training, a national accrediting agency listed by the US Secretary of Education. Validated by the American Council on Education, recognized by the American Association for Collegiate Registrars, Council on Post-Secondary Education.



# NUCLEAR MEDICAL EDUCATION PROGRAM

## Affidavit of Academic Completion and Competency

*This document is to attest that*

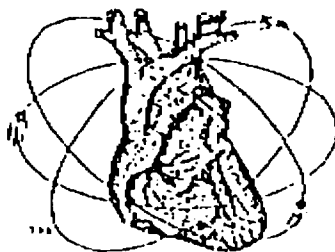
DONALD SOUCIER, M.D.

*has successfully completed the didactic program*

### MEDICAL RADIATION PROTECTION

*and has provided evidence of attendance in this program and evidence of achieving  
the objectives of this program through examination.*

*This program provides the following levels of accomplishment:*



- 50 Didactic Instructional Hours (DII)  
(In compliance with 10CFR35)
- 5 Continuing Education Units (CEU)
- 50 Continuing Medical Education (CME)
- 50 Technical/Professional Credit specified by the  
American Pharmaceutical Association and the  
American Association of Health Physicists\*

\*Additional documentation will be provided to Regulatory Agencies upon  
program completion

18 APRIL 1992

Date Class Commenced

077926

*[Signature]*  
Authorized Signature

Affidavit of Competency

## INSTITUTE FOR NUCLEAR MEDICAL EDUCATION

5785 Arapahoe, Suite D, Boulder, CO 80303 800-548-4024

Certified as an Approved Educational Institution by the Department of Higher Education, State of Colorado. Validated by the Accrediting Commission of  
the Accrediting Council for Continuing Education Training, a national accrediting agency listed by the US Secretary of Education. Validated by the  
American Council on Education, recognized by the American Association for Collegiate Registrars, Council on Post-Secondary Education

# NUCLEAR MEDICAL EDUCATION PROGRAM

## Affidavit of Academic Completion and Competency

This document is to attest that

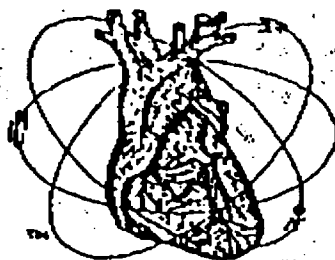
DONALD SOUCIER, M.D.

has successfully completed the didactic program

## RADIOPHARMACEUTICALS AND CHEMISTRY

and has provided evidence of attendance in this program and evidence of achieving the objectives of this program through examination.

This program provides the following levels of accomplishment:



- 50 Didactic Instructional Hours (DIH)  
(in compliance with IOCFR35)
- 5 Continuing Education Units (CEU)
- 50 Continuing Medical Education (CME)
- 50 Technical/Professional Credit specified by the  
American Pharmaceutical Association and the  
American Association of Health Physicists\*

\*Additional documentation will be provided to Regulatory Agencies upon  
participant request.

*[Signature]*

Authorized Signature

22 April 1992  
Date Class Commenced

077861

Affidavit of Competency

## INSTITUTE FOR NUCLEAR MEDICAL EDUCATION

5785 Arapahoe, Suite D, Boulder, CO 80303 800-548-4024

Certified as an Approved Educational Institution by the Department of Higher Education, State of Colorado. Validated by the Accrediting Commission of the Accrediting Council for Continuing Education Training, a national accrediting agency listed by the US Secretary of Education. Validated by the American Council on Education, recognized by the American Association for Collegiate Registrars and Councils on Post-Secondary Education.

## MATERIALS LICENSE

Amendment No. 19

Pursuant to the Atomic Energy Act of 1954, as amended, the Energy Reorganization Act of 1974 (Public Law 93-438), and Title 10, Code of Federal Regulations, Chapter I, Parts 30, 31, 32, 33, 34, 35, 36, 39, 40, and 70, and in reliance on statements and representations heretofore made by the licensee, a license is hereby issued authorizing the licensee to receive, acquire, possess, and transfer byproduct, source, and special nuclear material designated below; to use such material for the purpose(s) and at the place(s) designated below; to deliver or transfer such material to persons authorized to receive it in accordance with the regulations of the applicable Part(s). This license shall be deemed to contain the conditions specified in Section 183 of the Atomic Energy Act of 1954, as amended, and is subject to all applicable rules, regulations, and orders of the Nuclear Regulatory Commission now or hereafter in effect and to any conditions specified below.

Licensee		In accordance with the letter dated June 21, 1996,	
1. NMC Diagnostic Services, Inc.		3. License Number 37-28331-01 is amended in its entirety to read as follows:	
2. Great Valley Corporate Center 20 Valley Stream Parkway - Suite 211 Malvern, Pennsylvania 19355		4. Expiration Date July 31, 1999	
		5. Docket or Reference No. 030-30947	
6. Byproduct, Source, and/or Special Nuclear Material	7. Chemical and/or Physical Form	8. Maximum Amount that Licensee May Possess at Any One Time Under This License	
A. Any byproduct material identified in 10 CFR 35.100	A. Any radiopharmaceutical identified in 10 CFR 35.100	A. As needed	
B. Any byproduct material identified in 10 CFR 35.200	B. Any radiopharmaceutical identified in 10 CFR 35.200 except gas and generators	B. As needed	
9. Authorized use			
A. Any uptake, dilution and excretion procedure approved in 10 CFR 35.100.			
B. Any imaging and localization procedure approved in 10 CFR 35.200.			

## CONDITIONS

10. Licensed material may be used only at the licensee's facilities located at 2 Bala Plaza, Suite IL 17, Bala Cynwyd, Pennsylvania; 217 Harrisburg Pike, Suite 200, Lancaster, Pennsylvania; 301 Oxford Valley Road, Suite 901A, Yardley, Pennsylvania; 201 Franklin Avenue, Scranton, Pennsylvania; and 7901 Bustleton Avenue, Philadelphia, Pennsylvania.
11. The Radiation Safety Officer for this license is Wayne Arnold, D.O.
12. Licensed material listed in Item 6 above is authorized only for use by, or under the supervision of the following individuals for the materials and uses indicated:

<u>Authorized Users:</u>	<u>Material and Use:</u>
Stanley B. Steinberg, D.O.	35.100; 35.200
Bruce Kornberg, D.O.	35.200 for cardiovascular clinical procedures
Wayne Arnold, D.O.	35.200 for cardiovascular clinical procedures

# MATERIALS LICENSE SUPPLEMENTARY SHEET

License Number

37-28331-01

Docket or Reference Number

030-30947

Amendment No. 19

Ian Douglas Miller Smith, M.D.	35.200 for cardiovascular clinical procedures
Neil R. Clark, M.D.	35.200 for cardiovascular clinical procedures
Samuel Stever, M.D.	35.200 for cardiovascular clinical procedures
Olindo Preli, M.D.	35.200 for cardiovascular clinical procedures
Joseph Richerts, M.D.	35.200 for cardiovascular clinical procedures
Norman Eisenstadt, M.D.	35.200 for cardiovascular clinical procedures
Scott H. Pfeffer, D.O.	35.200 for cardiovascular clinical procedures
Chau Fe Huang, M.D.	35.200 for cardiovascular clinical procedures
Roddy P. Canosa, M.D.	35.200 for cardiovascular clinical procedures
Donald J. Soucier, M.D.	35.200 for cardiovascular clinical procedures

Harry Lessig, M.D.	35.100; 35.200
--------------------	----------------

13. In addition to the possession limits in Item 8, the licensee shall further restrict the possession of licensed material to quantities below the minimum limit specified in 10 CFR 30.35(d), 40.36(b), and 70.25(d) for establishing financial assurance for decommissioning.
14. The licensee is authorized to transport licensed material in accordance with the provisions of 10 CFR Part 71, "Packaging and Transportation of Radioactive Material."
15. Except as specifically provided otherwise in this license, the licensee shall conduct its program in accordance with the statements, representations, and procedures contained in the documents, including any enclosures, listed below, except for minor changes in the medical use radiation safety procedures as provided in 10 CFR 35.31. The U.S. Nuclear Regulatory Commission's regulations shall govern unless the statements, representations, and procedures in the licensee's application and correspondence are more restrictive than the regulations.
  - A. Letter dated March 31, 1994
  - B. Letter dated May 19, 1994
  - C. Letter dated June 14, 1994
  - D. Letter dated July 7, 1994
  - E. Letter dated May 5, 1995
  - F. Letter dated October 23, 1995
  - G. Letter dated January 15, 1996
  - H. Letter dated June 21, 1996

For the U.S. Nuclear Regulatory Commission

**ORIGINAL SIGNED BY:**  
**JO ANN V. STAMBAUGH**

By

Nuclear Materials Safety Branch  
Region I  
King of Prussia, Pennsylvania 19406

SEP 24 1996

Date

P 6

U.S. Nuclear Regulatory Commission Region II  
Materials Radiation Protection Section  
101 Marietta Street, 29th Floor Suite 2900  
Atlanta, GA 30323

June 24, 1992


Please amend our existing license, license number: 45-18195-01, to add Dr. Donald Soucier, D.O. as an authorized user for nuclear cardiology procedures. Dr. Soucier is licensed to practice medicine in Virginia and is approved by the licensee to perform nuclear cardiology procedures.

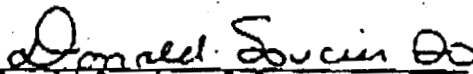
Dr. Soucier will receive a copy of the license and all operational documents related to nuclear cardiology and will follow all existing and future license conditions and procedures.

The training and experience of Dr. Soucier is attached to this request. This includes both the didactic training and clinical experience.

Your prompt attention to this amendment request will be appreciated.

Sincerely,

  
\_\_\_\_\_  
Licensee  
President  
Louise Obici Memorial Hospital

  
\_\_\_\_\_  
Donald Soucier, D.O.