

NRC FORM 313
(6-2000)
10 CFR 30, 32, 33,
34, 35, 36, 39, and 40

U.S. NUCLEAR REGULATORY COMMISSION

APPROVED BY OMB: NO. 3160-0120

EXPIRES: 08/31/2002

APPLICATION FOR MATERIAL LICENSE

Estimated burden per response to comply with this mandatory collection request: 7.4 hours. Submittal of the application is necessary to determine that the applicant is qualified and that adequate procedures exist to protect the public health and safety. Send comments regarding burden estimate to the Records Management Branch (T-6 E6), U.S. Nuclear Regulatory Commission, Washington, DC 20555-0001, or by internal e-mail to bje1@nrc.gov, and to the Desk Officer, Office of Information and Regulatory Affairs, NE08-10202, (3150-0000), Office of Management and Budget, Washington, DC 20503. If a means used to impose an information collection does not display a currently valid OMB control number, the NRC may not conduct or sponsor, and a person is not required to respond to, the information collection.

INSTRUCTIONS: SEE THE APPROPRIATE LICENSE APPLICATION GUIDE FOR DETAILED INSTRUCTIONS FOR COMPLETING APPLICATION. SEND TWO COPIES OF THE ENTIRE COMPLETED APPLICATION TO THE NRC OFFICE SPECIFIED BELOW.

APPLICATION FOR DISTRIBUTION OF EXEMPT PRODUCTS FILE APPLICATIONS WITH:

DIVISION OF INDUSTRIAL AND MEDICAL NUCLEAR SAFETY
OFFICE OF NUCLEAR MATERIALS SAFETY AND SAFEGUARDS
U.S. NUCLEAR REGULATORY COMMISSION
WASHINGTON, DC 20555-0001

ALL OTHER PERSONS FILE APPLICATIONS AS FOLLOWS:

IF YOU ARE LOCATED IN:

CONNECTICUT, DELAWARE, DISTRICT OF COLUMBIA, MAINE, MARYLAND,
MASSACHUSETTS, NEW HAMPSHIRE, NEW JERSEY, NEW YORK, PENNSYLVANIA,
RHODE ISLAND, OR VERMONT, SEND APPLICATIONS TO:

LICENSING ASSISTANT SECTION
NUCLEAR MATERIALS SAFETY BRANCH
U.S. NUCLEAR REGULATORY COMMISSION, REGION I
475 ALLENDALE ROAD
KING OF PRUSSIA, PA 19406-1415

ALABAMA, FLORIDA, GEORGIA, KENTUCKY, MISSISSIPPI, NORTH CAROLINA, PUERTO
RICO, SOUTH CAROLINA, TENNESSEE, VIRGINIA, VIRGIN ISLANDS, OR WEST VIRGINIA,
SEND APPLICATIONS TO:

SAM NUNN ATLANTA FEDERAL CENTER
U. S. NUCLEAR REGULATORY COMMISSION, REGION II
61 FORSYTH STREET, S.W., SUITE 23785
ATLANTA, GEORGIA 30303-8631

IF YOU ARE LOCATED IN:

ILLINOIS, INDIANA, IOWA, MICHIGAN, MINNESOTA, MISSOURI, OHIO, OR WISCONSIN, SEND
APPLICATIONS TO:

MATERIALS LICENSING BRANCH
U.S. NUCLEAR REGULATORY COMMISSION, REGION III
501 WARRENVILLE RD.
LISLE, IL 60532-4351

ALASKA, ARIZONA, ARKANSAS, CALIFORNIA, COLORADO, HAWAII, IDAHO, KANSAS,
LOUISIANA, MONTANA, NEBRASKA, NEVADA, NEW MEXICO, NORTH DAKOTA, OKLAHOMA,
OREGON, PACIFIC TRUST TERRITORIES, SOUTH DAKOTA, TEXAS, UTAH, WASHINGTON, OR
WYOMING, SEND APPLICATIONS TO:

NUCLEAR MATERIALS LICENSING SECTION
U.S. NUCLEAR REGULATORY COMMISSION, REGION IV
611 RYAN PLAZA DRIVE, SUITE 400
ARLINGTON, TX 76011-3084

PERSONS LOCATED IN AGREEMENT STATES SEND APPLICATIONS TO THE U.S. NUCLEAR REGULATORY COMMISSION ONLY IF THEY WISH TO POSSESS AND USE LICENSED MATERIAL IN STATES SUBJECT TO U.S. NUCLEAR REGULATORY COMMISSION JURISDICTIONS.

1. THIS IS AN APPLICATION FOR (Check appropriate item)

☐ A. NEW LICENSE

☐ B. AMENDMENT TO LICENSE NUMBER

☒ C. RENEWAL OF LICENSE NUMBER 29-23401-01

2. NAME AND MAILING ADDRESS OF APPLICANT (Include ZIP code)

Rider University
2083 Lawrenceville Road
Lawrenceville, NJ 08648

3. ADDRESS WHERE LICENSED MATERIAL WILL BE USED OR POSSESSED

Rider University
2083 Lawrenceville Road
Lawrenceville, NJ 08648

4. NAME OF PERSON TO BE CONTACTED ABOUT THIS APPLICATION

Darryl D. Blusnavage

TELEPHONE NUMBER

(609) 895 - 5760

SUBMIT ITEMS 5 THROUGH 11 ON 8-1/2 X 11" PAPER. THE TYPE AND SCOPE OF INFORMATION TO BE PROVIDED IS DESCRIBED IN THE LICENSE APPLICATION GUIDE.

5. RADIOACTIVE MATERIAL

a. Element and mass number, b. chemical and/or physical form; and c. maximum amount which will be possessed at any one time.

6. PURPOSE(S) FOR WHICH LICENSED MATERIAL WILL BE USED.

7. INDIVIDUAL(S) RESPONSIBLE FOR RADIATION SAFETY PROGRAM AND THEIR TRAINING EXPERIENCE

8. TRAINING FOR INDIVIDUALS WORKING IN OR FREQUENTING RESTRICTED AREAS

9. FACILITIES AND EQUIPMENT.

10. RADIATION SAFETY PROGRAM.

11. WASTE MANAGEMENT.

12. LICENSE FEES (See 10 CFR 170 and Section 170.31)

FEE CATEGORY

AMOUNT
ENCLOSED

N/A

13. CERTIFICATION. (Must be completed by applicant) THE APPLICANT UNDERSTANDS THAT ALL STATEMENTS AND REPRESENTATIONS MADE IN THIS APPLICATION ARE BINDING UPON

THE APPLICANT AND ANY OFFICIAL EXECUTING THIS CERTIFICATION ON BEHALF OF THE APPLICANT, NAMED IN ITEM 2, CERTIFY THAT THIS APPLICATION IS PREPARED IN CONFORMITY WITH TITLE 10, CODE OF FEDERAL REGULATIONS, PARTS 30, 32, 33, 34, 35, 36, 39, AND 40, AND THAT ALL INFORMATION CONTAINED HEREIN IS TRUE AND CORRECT TO THE BEST OF THEIR KNOWLEDGE AND BELIEF.

WARNING: 18 U.S.C. SECTION 1001 ACT OF JUNE 25, 1948 82 STAT. 749 MAKES IT A CRIMINAL OFFENSE TO MAKE A WILLFULLY FALSE STATEMENT OR REPRESENTATION TO ANY DEPARTMENT OR AGENCY OF THE UNITED STATES AS TO ANY MATTER WITHIN ITS JURISDICTION.

CERTIFYING OFFICER - TYPED/PRINTED NAME AND TITLE

Darryl D. Blusnavage, Manager of Environmental

SIGNATURE

Darryl D. Blusnavage

DATE

1/20/05

Health and Safety

FOR NRC USE ONLY

TYPE OF FEE	FEE LOG	FEE CATEGORY	AMOUNT RECEIVED	CHECK NUMBER	COMMENTS
			\$		
APPROVED BY				DATE	

136335
NMSS/RGNI MATERIALS-032

Rider University Radiation License Renewal Application
Items #5-11

Item 5-

Radioactive Material

- a. element/mass #
- b. chemical and/or physical form
- c. maximum amount which will be possessed at any one time

a.	b.	c.
H-3	any	20 millicuries
C-14	any	20 millicuries
P-32	any	20 millicuries
S-35	any	20 millicuries
I-125	bound to nonvolatile compounds	10 millicuries

*Please note, we no longer need a license for Ni-63, as we no longer have the piece of equipment (Perkin-Elmer Model 009-0282) that contained this isotope.

Item 6-

Purpose(s) for which material will be used

The aforementioned isotopes will be used in procedures that include, but are not limited to, metabolic labeling of proteins (C-14, H-3, S-35), in situ hybridizations (H-3), making DNA and RNA probes for Southern and Northern analysis (P-32), radiolabeling dividing cells in tissue culture (H-3), cell proliferation assays (H-3), RIAs (I-125).

Item 7-

Individuals responsible for radiation safety program and their training experience

RSO-

Kelly Bidle, Ph.D.-

Radiation safety training courses taken at Rutgers University (1991), University of Maryland (1992-1996), University of California, San Diego (1997-2000). Dr. Bidle has worked with radiation since 1991 and has used 35-S and/or 32-P for DNA sequencing reactions and for labeling DNA and RNA probes for Southern analysis, Northern analysis, and RNase protection assays. Dr. Bidle has worked with 32-P at Rider University since 2001.

AUs-

James Riggs, Ph.D.-

Radiation safety training courses at the University of Massachusetts Medical School, Worcester, MA and The Medical Biology Institute, La Jolla, CA. At Rider, Dr. Riggs has worked with 3H since 1991.

Jonathan Yavelow, Ph.D.-

Radiation training courses taken at the NIH (1971-1973), University of Southern California (1973-1978), NYU Medical Center (1979-1982), Princeton University (1989). Dr. Yavelow has used H-3, C-14 for enzyme assays and metabolic labeling of DNA, RNA and proteins. S-35 was used for metabolic labeling of proteins, protein-bound I-125 was used for analysis of cell surface receptors.

Julie Drawbridge, Ph.D.-

Radiation safety courses taken at the University of Texas at Austin and Princeton University. Dr. Drawbridge has worked with radioactivity since 1983 and has used ³H, ¹²⁵I, ³⁵S, ³²P, ¹⁴C.

Jonathan Karp, Ph.D.-

Radiation safety training taken at Johns Hopkins University (1986), Vanderbilt University (1987-1991), and the University of Rochester Medical Center (1992-1997).

E. Todd Weber, Ph.D.-

Radiation safety courses taken at University of Illinois and the University of Houston. Dr. Weber has used radiation in his research since 1990 and has used H-3, P-32, and I-125.

Item 8-

Training for individuals working in or frequenting restricted areas

Please see **attached documentation ("A")** of Rider University's yearly training programs. As indicated, all student workers or other individuals who work in laboratories where radiochemicals are used are instructed by one of the AUs on radiation safety. It is standard policy that no student workers use radioactivity without close supervision and monitoring by an AU. While each AU varies in the number of additional workers using radioactivity in the laboratory on a semester to semester basis, it is anticipated that no more than 3 highly trained student workers and/or laboratory technicians/year work with these materials.

Item 9-

Facilities and equipment

There are two principle areas where radioactivity is stored and used in the Science and Technology Center (STC) where all of the laboratories using radioactivity reside. All ³H work is performed in STC 258/259 in a designated area, while all ³²P work is performed in a designated isotopic laboratory, STC 264.

For your perusal, we have submitted detailed floor plans of the two rooms where isotopic work is conducted (**attachment "B"**). Both rooms are locked when not in use and any non-isotopic garbage generated during the day is placed outside of the room for cleaning personnel for pick-up, thus eliminating their need for entry into these rooms.

Item 10-

Radiation safety program

Radiation monitoring instruments

Instrumentation used to perform required surveys:

Monthly wipe tests are performed and counted on a scintillation counter. Records of these tests are kept on file for a period of 2 years.

Material receipt and accountability

Physical inventories are conducted at monthly intervals to account for all sealed sources and devices received and possessed under the license.

Occupational dose

All individuals working with radiation receive radiation badges that are to be worn while working with radioactive materials. Furthermore, we have determined that unmonitored individuals (i.e., those working with H-3) are not likely to receive, in one year, a radiation dose in excess of 10% of the allowable limits in 10 CFR Part 20.

Safe use of radionuclides and emergency procedures

Please see **attachment "C"**.

Survey

We perform monthly surveys of our facilities and maintain contamination levels in accordance with the survey frequencies and contamination levels established by the NRC.

Item 11-

Waste management

We have been authorized by the NRC to hold radioactive material with a physical half-life of less than 120 days for decay-in-storage before disposal into ordinary trash. Waste that is disposed of in this manner is held for decay a minimum of ten half-lives and before disposal into ordinary trash is surveyed using appropriate monitoring equipment, all radiation labels are removed, and detailed records of disposal are retained on-site for three years.

Kelly Bidle, Ph.D.
Rider University • Biology
2083 Lawrenceville Road
Lawrenceville, NJ 08648-3099



voice: (609) 895-5418
fax: (609) 895-5782
e-mail: kbidle@rider.edu

DATE: May 25, 2004
TO: All Users of Radioactivity
FROM: Kelly Bidle, Ph.D.
Radiation Safety Officer
RE: Radiation Safety at Rider University

NRC regulations require that all users of radioactivity or workers in areas where radioactivity are used receive training in the safe handling, use, and storage of the radioactive materials. All radiation workers should receive a yearly refresher course in radiation safety procedures including, but not limited to, instruction on the safe handling, use, monitoring, storage and disposal of radiochemicals.

The memo outlining this year's training is attached. Please review these materials with your students and return to me signed copies for our records.

Please do not hesitate to call me if you have questions concerning Rider's Radiation Safety Program.

Yearly training in Radioisotopic use at Rider University

To comply with Federal regulations, all users of radioactive isotopes must complete a yearly refresher course in Radiation Safety. This memo outlines this year's training. If you need more detailed information concerning radiation safety, you can find it at:

[http://www.orcbs.msu.edu/radiation/radmanual\(html\)/radman96toc.html](http://www.orcbs.msu.edu/radiation/radmanual(html)/radman96toc.html). This Michigan State University website contains detailed information on NRC regulations and ionizing radiation theory.

You are responsible for seeing your RSO for specific information concerning radiation safety and handling at Rider, or if you need assistance in complying with the guidelines below.

ORDERING RADIOISOTOPE:

- ◆ FRANK MACKIEWICZ WILL ORDER ALL RADIOISOTOPE (X5500).
- ◆ Upon receipt of radioisotope, Frank surveys all packaging to detect possible leaks, then brings the package to your lab.

STORAGE OF RADIOISOTOPE:

- ◆ All radioisotope, radioactive samples and radioactive waste must be clearly labeled. If you need tape to label samples etc., I'll order it for you.
- ◆ Radioisotope must be secured under lock and key when not in use by an authorized user. The side-by-side refrigerator/freezer in room #259 has a lock and can be used to store isotope. In addition the designated "hot" room STC 264 also has a refrigerator specifically purchased for storing isotope.

RECORD KEEPING:

The NRC requires that all licensees maintain records tracking the receipt, use and disposal of radioactive materials. You MUST maintain use logs of radioactive materials that you order and use. The log should contain records of amounts used, by whom, dates of use, and method and amounts of disposal for each shipment received.

WHEN HANDLING RADIOISOTOPE:

- ◆ You must be properly dressed:
 - a) you must wear a lab coat, 2 pairs of protective gloves and protective eye wear;
 - b) you must wear closed shoes (no sandals);
 - c) your legs must be covered (no short skirts or shorts).
- ◆ You must wear your badge (not required for ^3H) when handling isotope; the collar or breast pocket of your lab coat is the best place for your badge; Inform me if you need a badge;
- ◆ Use proper shielding between you and the isotope; lucite shielding for ^{32}P and ^{35}S , lead or lead acrylic for ^{125}I ;
- ◆ Your work area should be covered with absorbent lab paper to contain spills;
- ◆ Open isotope in a hood, behind shielding, after bringing it to room temperature;
- ◆ Use the proper survey device and techniques to monitor your work area during and after radioisotope use: a beta pancake detector for ^{14}C , ^{32}P , and ^{35}S (located in room 264) or low energy gamma detector (located in room 258) for ^{125}I ; swipe tests for ^3H .
- ◆ Swipe tests should be performed on the work area after radioisotope use and the results recorded in your isotope log. Frank Mackiewicz performs monthly swipe tests in STC259/264.
- ◆ Students must NEVER handle radioisotope unless faculty are in the lab supervising its use;
- ◆ IN CASE OF AN EMERGENCY INVOLVING THE HANDLING OF RADIOISOTOPE:
call Kelly Bidle, X5428 or home [REDACTED]

PERSONAL INFORMATION WAS REMOVED
BY NRC. NO COPY OF THIS INFORMATION
WAS RETAINED BY THE NRC.

RADIOACTIVE WASTE DISPOSAL:

- ◆ Aqueous liquid waste should be disposed of only in the sinks in STC258/259 or STC 264. Sinks used for disposal of liquid waste should be clearly labeled.
- ◆ Solid waste should be segregated by isotope and stored in a **CLEARLY LABELED** container. Isotope having a half life of 120 days or less should be stored for 10 half lives.
- ◆ If you need extra, labeled containers for solid waste, let me know and I will order them.
- ◆ Full containers of solid radioactive waste may be stored in room #118. Full containers should be labeled with the last disposal date as well as the date on which the waste can be disposed of in the regular trash. Call Frank Mackiewicz X5500 to transfer full containers to room #118.

STUDENTS IN THE LAB:

All students who will be working in the lab where radiochemicals are used and stored **MUST BE TRAINED**. The attached check list must be completed by your students when you train them. Please forward completed check lists to me no later than 6/30/04. Students who have not completed training will not be allowed to work in the labs.

PLEASE TAKE CARE TO OBSERVE GOOD RADIATION SAFETY PRACTICE.
ESPECIALLY NOTE THE FOLLOWING.

Food and drink in the lab

When working in STC 258/259 or other labs in which radioisotope is used or stored adhere to the following policy:

There shall be no food, drink, smoking or applying cosmetics in the laboratories which have licensable radioactive materials, biohazardous materials or hazardous chemicals present. There shall be no storage, use or disposal of any "consumable" items in laboratories (including refrigerators within laboratories).

It is important to be aware that even the presence of empty food and drink containers in the normal trash may cause a violation, since it is construed as "evidence of consumption" by regulators, and the burden of proof to the contrary then lies with us. Please note that gum chewing is also prohibited in laboratories.

Fashion errors

Shorts, skirts and open-toed shoes or sandals are unsafe attire when handling radioisotope or other biohazardous materials. The NRC can and does cite institutions for unsafe laboratory attire.

******VERY IMPORTANT LAST POINT******

FOR UPDATING MY RECORDS:

- ◆ Please send me an e-mail detailing the whereabouts of
 - (a) any radioactive isotope that you have in the lab
 - (b) any radioactive waste that you are storing and how long you've been storing it
 - (c) the location of your isotope use logs which **MUST** include the information outlined in "record keeping" above.

Kelly Bidle, Ph.D.
Rider University • Biology
2083 Lawrenceville Road
Lawrenceville, NJ 08648-3099



voice: (609) 895-5418
fax: (609) 895-5782
e-mail: kbidle@rider.edu

DATE: July 15, 2004

TO: James O. Castagnera,
Associate Provost & Associate V.P.

FROM: Kelly Bidle, Ph.D.
Radiation Safety Officer

CC: Mordecai Rozanski, Joseph Nadeau, Richard Alexander, James Riggs, Darryl
Blusnavage

RE: Radiation Safety at Rider University

NRC regulations require that the RSO submit yearly reports on the status of the Radiation Safety Program to the Administration. Please consider the following this year's report:

Rider University's Radiation Safety Program Training Procedures:

All radiation workers receive a yearly refresher course in radiation safety procedures including, but not limited to, instruction on the safe handling, use, monitoring, storage and disposal of radiochemicals. Instruction also includes emergency procedures and health physics issues related to the handling of radioisotopes. The memo outlining this year's training is attached.

Student workers or other individuals who work in laboratories where radiochemicals are used are instructed by one of the Radiation Workers on radiation safety, addressing the same issues listed above. Rider students are not allowed to handle radiochemicals unless one of the Radiation Workers listed below is supervising.

Current faculty (all residing in the Department of Biology) who are approved users of radioactivity:

Kelly Bidle
Julie Drawbridge
Jonathan Karp
James Riggs
Todd Weber
Jonathan Yavelow

General procedures for ordering, handling and disposal of radioactive materials at Rider:

All radiochemicals are ordered by Frank Mackiewicz, Manager of the Chemical Stockroom. Upon receipt, Frank surveys all packaging for leaks before delivering it to the authorized Radiation Worker. All radiochemicals must be stored in the locked refrigerator/freezer in STC 259 or STC 264. Solid radioactive waste must be stored in appropriately marked containers in STC 258 or STC 264 for short term storage. STC 118 has been designated for use as a long term storage facility for radioactive waste. Solid radioactive waste with a half-life of 120 days or less is stored on site for ten half lives then disposed of as regular trash. Solid radioactive waste with a half-life of greater than 120 days is disposed of off site by a licensed disposal company. Radiochemicals are handled only under the supervision of authorized Radiation Workers. Each Radiation Worker is responsible for maintaining accurate ordering, use and disposal records for the radiochemicals used in their laboratories. These records are available in the research laboratories (STC 258 and 259) of each individual Radiation Worker.

Radiochemicals may only be used in STC 259 or STC 264. STC 264 was recently designated as an isotopic laboratory, solely used for the purposes of experimentation with radioactive materials. All required NRC postings can be found at the entrances to these rooms. Frank Mackiewicz performs monthly wipe tests of these rooms to test for contamination.

Record Keeping:

Records of Safety Training, Monthly Swipe Test Surveys, Film Badge Monitoring and Waste Disposal are kept by me and/or Frank Mackiewicz. Our NRC license in my office, STC 338A. A copy of the license is also available in the Science office. Individual Radiation Workers keep use and disposal records for radiochemicals used in their laboratories.

Please do not hesitate to call me if you have questions concerning Rider's Radiation Safety Program.

HOT ROOM. - STC 264

"B"

Areas marked w/ "X" indicate
areas where wipe tests are
performed (monthly)

HOOD

FRIDGE

ISOTOPE
STORAGE


BENCH

SINK

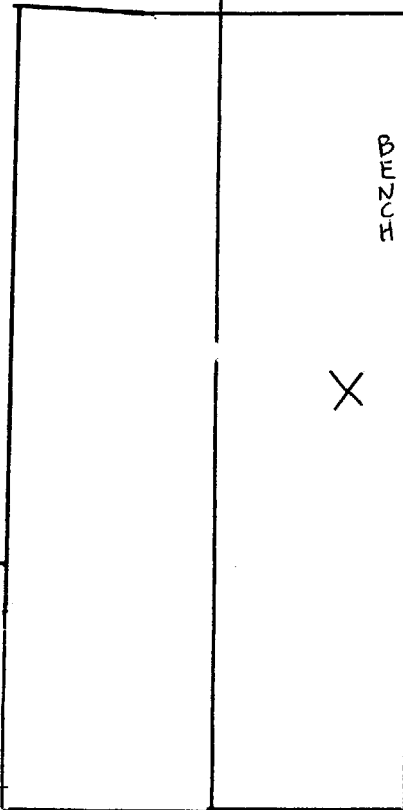
LIGHT SWITCH

DOOR

STC
258/259



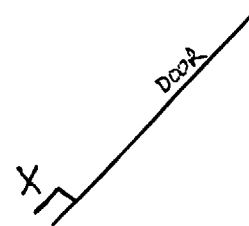
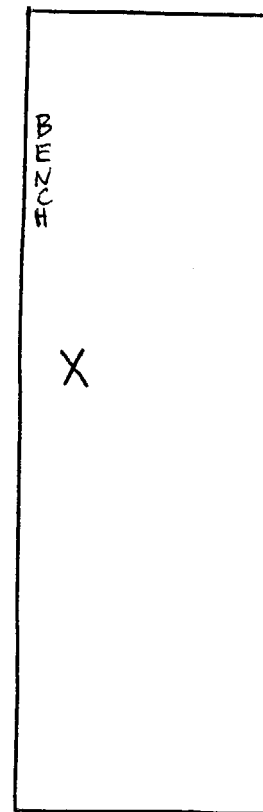
X
BENCH
X



KARP

FLOOR

X



LIGHT
SWITCH

X

Kelly Bidle, Ph.D.
Rider University • Biology
2083 Lawrenceville Road
Lawrenceville, NJ 08648-3099



voice: (609) 895-5418
fax: (609) 895-5782
e-mail: kbidle@rider.edu

DATE: 12/20/04
TO: Darryl Blusnavage, Manager of Environmental Health & Safety
FROM: Kelly Bidle, Ph.D., Radiation Safety Officer
RE: Emergency Procedure for Radioactive Spills

All incidents involving radioactive contamination should be immediately reported to the Rider University Radiation Safety Officer (Dr. Kelly Bidle, 895-5418) and the manager of Environmental Health & Safety (Darryl Blusnavage, 895-5760).

Here are specific actions to take for minor and major spills containing radioactivity.

Minor spill

A minor spill is defined as a spill involving:

1. less than 100 microCuries (0.1 milliCuries, 3.7 MegaBecquerels), and
2. less than a liter, and
3. no personnel contamination.

ACTION TO TAKE:

1. **CONTAIN** the spill and soak up with absorbent material.
2. Conduct a wipe test to ensure that the spill has been cleaned up.
3. Send a report to the RSO

Major spill

A major spill is defined as a spill involving:

1. more than 100 microcuries, or
2. of any amount of activity which results in personnel contamination, or

3. more than a liter.

ACTION TO TAKE:

1. **CONTAIN** the spill by absorbing as much as possible with absorbent material such as paper towels.
2. **NOTIFY** all persons to leave the area of the spill.
3. **LEAVE** contaminated shoes and clothing in the room where the spill occurred.
4. **SECURE** the area by locking the door and posting a sign to "**KEEP OUT**", or post a guard outside the area where the spill occurred.
5. **DECONTAMINATE** any contamination to personnel; immediately wash with soap and/or commercial detergents and recheck; consider clipping finger nails. If skin is cut, irrigate with copious amounts of running water.
6. **CONTACT** the Radiation Safety Officer.
7. **CONATCT** supervisor of the room where the spill occurred.
8. **SEND** a report to the Radiation Safety Officer.

This is to acknowledge the receipt of your letter/application dated

1/20/2005, and to inform you that the initial processing which includes an administrative review has been performed.

Review 29-23401-01
☒ There were no administrative omissions. Your application was assigned to a technical reviewer. Please note that the technical review may identify additional omissions or require additional information.

☐ Please provide to this office within 30 days of your receipt of this card

A copy of your action has been forwarded to our License Fee & Accounts Receivable Branch, who will contact you separately if there is a fee issue involved.

Your action has been assigned Mail Control Number 136335.
When calling to inquire about this action, please refer to this control number.
You may call us on (610) 337-5398, or 337-5260.

BETWEEN: : (FOR LFMS USE)
 : INFORMATION FROM LTS
 : -----
 :
 License Fee Management Branch, ARM : Program Code: 03620
 and : Status Code: 2
 Regional Licensing Sections : Fee Category: EX 3M
 : Exp. Date: 20050228
 : Fee Comments: 170.11(A)(4)3P EFF 8/93
 : Decom Fin Assur Req'd: N
 ::

LICENSE FEE TRANSMITTAL

A. REGION I

1. APPLICATION ATTACHED
Applicant/Licensee: RIDER UNIVERSITY
Received Date: 20050120
Docket No: 3021026
Control No.: 136335
License No.: 29-23401-01
Action Type: Renewal

2. FEE ATTACHED
Amount: /
Check No.: /

3. COMMENTS

Signed Rubena Javed
Date 1/26/2005

B. LICENSE FEE MANAGEMENT BRANCH (Check when milestone 03 is entered /__/)

1. Fee Category and Amount: _____

2. Correct Fee Paid. Application may be processed for:
Amendment _____
Renewal _____
License _____

3. OTHER _____

Signed _____
Date _____