



STATE OF MICHIGAN

JENNIFER M. GRANHOLM
GOVERNOR

DEPARTMENT OF NATURAL RESOURCES
LANSING

REBECCA A. HUMPHRIES
DIRECTOR

December 20, 2004

Mr. David W. Nelson, Project Manager
Decommissioning Directorate
Division of Waste Management & Environmental Protection
Office of Nuclear Material Safety and Safeguards
United States Nuclear Regulatory Commission
Mail Stop T7 F27
Washington, DC 20555

SUBJECT: Response to RAI – August 27, 2004, Tobico Marsh State Game Area Site
and Submission of Additional Information Relative to the Decommissioning Plan
Docket No. 40-9015, License No. SUC-1581

Dear Mr. Nelson:

The enclosed materials are provided in direct response to the August 27, 2004 letter and the four enumerated items in the "Request for Additional Information (RAI)". The enclosed materials entitled "Additional Information, Not Specifically Requested" are provided to tie up loose ends with regard to the Michigan Department of Environmental Quality's request (and the Nuclear Regulatory Commission's expressed desire to honor that request), to have the Michigan Department of Natural Resources (MDNR) leave the Leachate Collection/Treatment System (LCTS) building, piping, wells, valve chambers and concrete decontamination pad in-place upon decommissioning. The MDNR believes that it is technically possible to leave the LCTS in place, and has provided this additional information to make the previously submitted Decommissioning Plan (revision 1) "whole" as to these issues.

If you have any questions, please feel free to contact Ms. Denise Gruben at 517-335-4036.

Sincerely,

Dennis Fedewa
Chief Deputy
517-373-2425

Enclosures

cc: Mr. Gene Bonnano, US NRC, Region (w/ enc)
US NRC Document Control Desk
Mr. Phil Mazor, WMI (w/ enc)
Mr. Robert Skowronek, MDEQ (w/ enc)
Mr. Tim Bertram, MDEQ (w/ enc)
Mr. Joe DeGrazia, MACTEC E&C (w/o enc)
Mr. Jeff Lively, MACTEC MDC (w/o enc)
Mr. David Freed, MDNR (w/o enc)
Ms. Denise Gruben, MDNR (w/ enc)

NATURAL RESOURCES COMMISSION

Keith J. Charters-Chair • Mary Brown • Bob Garner • Gerald Hall • John Madigan • Frank Wheatlake

STEVENS T. MASON BUILDING • P.O. BOX 30028 • LANSING, MICHIGAN 48909-7528
www.michigan.gov/dnr • (517) 373-2329

MDNR Response to Specifically Identified RAIs

RAI#1 In section 8-0, "Planned Decommissioning Activities", you state, in part, that planned decommissioning activities for the site include the removal of above-grade components of the Leachate Collection and Treatment System (LCTS). Other activities include cutting, capping, and sealing the LCTS piping just below grade level, and removing the LCTS Building. These activities would permanently disable the LCTS system. The Michigan Department of Environmental Quality (MDEQ), who has regulatory jurisdiction over the non-radiological hazardous materials on MDNR and S. C. Holdings sites, has indicated in conversations with the NRC, MDNR, and S.C. Holdings that the LCTS needs to remain operational and should not be disabled. The MDEQ believes that the system will be needed to remove leachate from waste cells at both sites to reduce the potential for leaks. We are concerned that if a new leachate system needs to be constructed in the future, thorium contamination from within the cell could be released and contaminate the cell cap and the surrounding environment. Provide a commitment to leave the LCTS in place or otherwise provide assurance that at some future date, MDNR will not be required to construct a new leachate collection system in the MDNR waste cell.

Requested Additional Information: MDNR acknowledges MDEQ's desire to retain the LCTS piping in place. MDNR further commits to leaving the in-ground LCTS piping in place within the MDNR cell provided that: the NRC agrees and accepts that future operation of the LCTS system for managing leachate migration from within the cell to the surrounding environment does not pose an unacceptable radiation dose to persons who might be exposed to radiation associated with such operation in the future (See answer to RAIs #3 and #4).

RAI#2 With regard to the waste cell, it is conceivable that if the LCTS is disabled, sufficient hydraulic pressure could build within the cell causing leakage of leachate. Provide additional information to ensure that disabling the LCTS System will not lead to leakage of leachate contaminated with thorium and/or its daughter products.

Requested Additional Information: First, MDNR makes no claim as to the absolute hydraulic integrity of the slurry wall system enclosing the MDNR waste cell. In fact, the slurry wall system is unrelated to the radioactive slag that is co-deposited there, although it does circumscribe the identified slag deposits. The slurry wall system was installed by Waste Management, Inc. in response to MDEQ directives related to the control and management of non-radiological hazards present at the site.

In making the decision to abandon and decommission the LCTS piping as described in the Decommissioning Plan, MDNR was addressing an NRC stipulated prohibition on the operation of the existing LCTS in its existing, NRC issued, radioactive materials license (SUC-1581). The decision to disable the LCTS system in the decommissioning process was made in consideration of the radiological implications of leachate leaking from the cell. Two distinct features of the proposed Decommissioning Plan were tailored to address this conceivable eventuality.

First, the conceptual site model used to assess the protectiveness of the proposed subsurface soil DCGL does not rely upon the integrity of the cell's slurry walls as a containment system. In fact, the conceptual site model does not take into account the presence of slurry walls, nor does it derive any advantage from the slurry wall's ability to retard the lateral movement of leachate. As a result, the dose attributable to recreational land use exposures to leachate containing residual thorium radioactivity (and/or its daughter products) that "leaks" past the slurry walls is accounted for in the conceptual site model and is protective.

Second, MDNR undertook a leachate sampling program to assess the radiological impact of the subsurface deposits of thorium-bearing slag on the radiological condition of the leachate. The data obtained from leachate sampling program (See the DP, Revision 1, Appendix I) provides solid evidence in support of the conclusion that the slag is highly insoluble and does not readily leach radioactivity into the fluid pore spaces within the cell. The majority of all sample results were found to be well below minimum detectable concentrations. In the few samples where radiological species were detected, radionuclides were present in concentrations consistent with those present in background. This data suggests that even if the slurry walls of the cell were to leak, the leachate itself is not impacted with elevated concentrations of residual radioactivity negating concern over slurry wall leakage.

While MDNR can make no assurance that "disabling the LCTS System will not lead to leakage of leachate" from the cell, it is clear from the fate and transport dose modeling that the radiological impacts to receptor dose are minimal and well within the 25mrem/y standard. It is also clear from the leachate testing performed that radiological impacts to the leachate are minimal (indistinguishable from background). Thus, MDNR maintains

that leakage of leachate from the cell, if it were to occur, is inconsequential from a radiological perspective.

RAI#3 If the DP is amended and the LCTS is not dismantled and remains operational, it is possible that during operation of the system, piping or tanks could leak leachate. If that leachate contains thorium or its daughter products, the cell cap and the surrounding areas could become contaminated. MDNR needs to identify the actions it would take if, during operation, the LCTS leaks leachate that contains thorium or its daughter products. Since MDNR requests unrestricted release of the site after remediation, the staff requires assurance that any future operation of the LCTS will not pose an unacceptable radiological dose to those who may be exposed to the leachate. Additionally, this dose needs to be identified in your response.

Requested Additional Information: Since MDNR had anticipated that the LCTS system would be decommissioned as part of the license termination process, no scenario involving "operational leakage" was previously evaluated to quantify the potential radiation dose to those that might be exposed to radioactivity stemming from leaks in the LCTS system should it remain in place and become operational. As described in its response to RAI #2, MDNR is convinced that the leachate is not adversely impacted with elevated concentrations of residual radioactivity associated with currently licensed materials. Nonetheless, MDNR understands the need to demonstrate that future operation of the LCTS (should it ultimately be left in place) will not pose an unacceptable radiological dose to those who may be exposed to the leachate.

MDNR has constructed an additional scenario (based upon the exposure parameters associated with the composite recreational user scenario) that simulates a "system leakage" setting in which the cap and the surrounding environs might become impacted and which bounds the exposure conditions that might reasonably exist under such a condition. The scenario involves revising the composite recreational user model such that leachate (near surface groundwater) is extracted and used to "irrigate" the site, thus simulating a spill or leakage condition. The analysis of the radiological impacts from this scenario corroborate MDNR's position that the leachate is not now radioactive and will not likely become radioactive through subsequent leaching from the entombed slag. In fact the most likely annual dose (50th percentile) as well as the 95th percentile estimate of annual radiation dose associated with this scenario, are both well below 1 mrem even when it assumed that thorium exists at its specific activity limit. The results of this analysis are attached (Attachment 1) for the NRC's review and consideration.

MDNR has requested approval of its decommissioning plan with the stated objective of license termination without restriction. The implication of license termination *without restriction*, as we understand it, is that the proposed remedy must be protective without reliance on some future action. Given that MDNR has herein demonstrated that "operational leakage" of the LCTS system does not result in annual radiation dose in excess of 25 mrem/y (the criteria under which unrestricted release is permissible), MDNR believes that actions intended to mitigate the radiological consequences of future LCTS leakage are not required or permitted.

RAI#4 If the LCTS remains operational, future workers may be exposed to radioactive contamination within the LCTS piping, wells, and tanks. MDNR should identify the potential dose to LCTS workers and visitors during operation of the system.

Requested Additional Information: Based on the existing leachate sampling data for radioactivity and the projected potential concentrations of radioactivity in leachate (as determined by RESRAD modeling), MDNR is convinced that future workers or visitors will not be exposed to appreciable amounts of radioactive contamination stemming from operations involving leachate handling. To further substantiate this position, and to comply with the NRC's request that MDNR "identify the potential dose to LCTS workers and visitors during operation," a radiation dose assessment is provided.

The potential future dose arising from "contact" exposure pathways (i.e., ingestion, inhalation, etc.) associated with future operation of the LCTS result from incidental contact with the leachate. The potential radiation dose from a worker's or visitor's *incidental contact* with the leachate is reasonably bounded by the "system leakage" scenario described in response to RAI #3. In that scenario, the only "contact" pathway that results in a potential radiation dose is the consumption of aquatic foods, an activity not likely to be engaged in by workers or visitors to a site involved in landfill leachate collection operations. Consequently, MDNR concludes that there is insignificant potential for radiation exposure via the "contact" pathways.

The unique properties of gamma radiation lead to an additional exposure pathway that does not require direct human contact with the leachate. The penetrating gamma radiation pathway (external pathway) could theoretically result in exposures to workers or visitors even when no leakage or direct contact with the leachate occurs. In order for this pathway to be complete in a practical sense, one must consider a setting in which above ground piping and tanks containing leachate are present. RESRAD is not suited for this type of exposure modeling. To assess the potential penetrating gamma radiation dose from above ground LCTS components, MDNR used the MicroShield computer modeling code (Version 6.02, Grove Engineering 2003). MicroShield is a photon transport modeling code specifically designed to assess the radiological exposure conditions resulting from a gamma radiation source.

MDNR again chose to perform a conservative bounding calculation to assess the potential future dose requested by the NRC. While it is considered an unlikely prospect, based upon conversations with representatives of S.C. Holdings, MDNR's dose assessment assumes that a large leachate-holding tank will be installed at the site. (Note: S.C. Holdings indicated to MDNR that their plan is to pipe leachate extracted from the MDNR cell directly to a single, common leachate collection/processing facility located at on the Waste Management Site property.) The assumption that a large leachate-holding tank will be installed at the MDNR site is bounding in that it represents a potential source term far larger than would be possible with above ground piping or other smaller vessels and containers that might be envisioned.

The conceptual tank containing leachate from the MDNR cell is assumed to have a large capacity ($\approx 10,000$ liters or 2,500 gal.) and is modeled completely full of leachate. The

concentration of residual radioactivity assumed present in the leachate is taken from the maximum concentration projected over the 1000-year outlook by RESRAD using the "system leakage" scenario. The "system leakage" scenario itself is exceptionally conservative in that it assumes the presence of thorium radioactivity in slag at the specific activity limit.

The MicroShield code projects a maximum potential gamma radiation exposure rate at a distance of 1 meter from the tank on the order of 10^{-6} mrem/h. The results of this analysis are attached (Attachment 2) for the NRC's review and consideration.

Assuming a worker spent an entire work year in immediate proximity to an operating LCTS system under prohibitively unlikely radiological conditions, the resulting annual gamma radiation dose would be well less than 1 mrem/y.

Additional Information, Not Specifically Requested:

As described in our responses to the NRC's RAIs above, MDNR anticipated and planned for the retirement of the LCTS piping and the removal of the LCTS building including its miscellaneous concrete appurtenances and the former decontamination pad as part of the site decommissioning activities (See Section 8.0 of the DP). However, as MDNR considered the responses to the NRC's RAIs concerning the possibility that the LCTS piping system could be left in place, it became apparent that LCTS building itself along with the former decontamination pad might also be left in place at the time of license termination¹.

MDNR requested input from the MDEQ and S.C. Holdings as to the perceived future need for the LCTS building and the former decontamination pad. S.C. holdings expressed no desire for the building or decontamination pad to be left in place, but the MDEQ insisted that these remain in place at the site. While inconsistent with MDNR's planned decommissioning activities and desire to restore the natural look of the site to the extent practicable, leaving these structures in place is not a significant radiological decommissioning issue given that it is deemed acceptable to leave the LCTS piping intact. Therefore, MDNR is proposing that the DP for the Tobico Marsh SGA Site be revised to allow for the LCTS building, its miscellaneous appurtenances, and the former decontamination pad to be left in place at the time of license termination to accommodate the wishes of other stakeholders.

The greatest impact on the MDNR's decommissioning plan arising from the decision to leave these structural components in place, is that the radiological criteria used to demonstrate compliance for a structure removed as part of the decommissioning process differs from the radiological criteria governing structures that will remain at the site at the time of license termination. When the building and other structures were to be razed prior to the request for license termination, the MDNR had proposed to perform materials and equipment release surveys on these structures using the surface contamination limits (PGD 83-23) approved in its NRC license. Structures that remain in place at the time of license termination are, instead, subject to the NRC's dose-based decommissioning criteria (10 CFR 20, Subpart E). To demonstrate compliance with the dose-based criterion, it was necessary to perform additional dose modeling to derive a "building surfaces" DCGL for those structures that may remain in place at the time of license termination. In addition to deriving dose-based DCGLs, MARSSIM compliant surveys have to be designed and references to the planned removal of the LCTS piping, building, and other miscellaneous structures in the DP have to be revised. The following text sequentially identifies those locations within the DP (Revision 1) where changes are proposed to address to the aforementioned revisions:

¹ The MDNR has no need to retain the LCTS system piping, the building or any other structural features of the site in order to demonstrate compliance with the NRC's decommissioning rule and to terminate its radioactive materials license. In fact, the LCTS system was designed and installed by the MDEQ to manage leachate in the cell because of its non-radiological hazardous constituents (The leachate itself exhibits no enhanced radiological properties). However, the MDEQ and S.C. Holdings (a responsible party to non-radiological constituents at the site) objected to MDNR's plan to permanently disable the LCTS system in spite of the fact that it had never been used since being installed several years ago. MDEQ further objected to the dismantling of the LCTS building and its appurtenances as well as the former decontamination pad.

Section 1.5, Page 1-7, 2nd ¶. Replace the second paragraph and subsequent bullets with the following:

Since the LCTS building, miscellaneous concrete pads, and the above-grade appurtenances of the LCTS itself are to be left in place as components of the final condition for the site, they are subject to the decommissioning dose limit. Surface radioactivity DCGLs designed to satisfy the decommissioning dose limit have been developed for these site features. MDNR, in consultation with the NRC, chose to use the NRC's DandD computer-based dose-modeling code to derive the applicable DCGLs to be used when performing final status radiological surveys of the LCTS building and other structural components scheduled to remain in place at the time of license termination. The DandD code consistently produces conservative estimates of the applicable DCGLs when default parameter assumptions are employed. MDNR chose to derive DCGLs using the DandD code's default parameters, except that the exposure duration time was adjusted to more realistically depict the expected exposure conditions for the site. The derived surface activity limits corresponding to an annual dose of 25 mrem/y for the radionuclides present at the site are:

- 3,209 dpm/100 cm² (total alpha activity, averaged over the survey unit)
- 1,432 dpm/100 cm² (total beta activity, averaged over the survey unit)

Section 1.7, Page 1-8. Replace Section 1.7 with the following:

MDNR anticipates that the decommissioning project activities will be completed on December 30, 2005 with the submittal of the Final Status Survey (FSS) Report and request for license termination. Additional details related to project schedules are discussed in Section 8.5.

Section 5.1, Page 5-3. The current text discusses the use of the RESRAD modeling tool with regard to development of both the subsurface and surface soil DCGLs. Because the LCTS building, decontamination pad, etc. were slated for removal, this section offers no discussion of the dose modeling performed using the NRC's DandD code to derive DCGLs for the building surfaces. The following discussion supplements that found in Section 5.1:

After consultation with the NRC, MDNR chose to use the NRC's DandD computer-based dose-modeling code, Version 2.1.0 to derive surface activity DCGLs applicable to the LCTS building and other miscellaneous concrete structures that are to be left in place at the time of license termination. Historical information and routine radiological surveys provide a solid basis to regard the potential for building and other surfaces to be radiologically contaminated as very low. The DandD code consistently produces conservative estimates of the applicable DCGLs when default parameter assumptions are employed. MDNR chose to derive DCGLs using the DandD code's default parameters, except that the "Time in Building" parameter (To) was adjusted to more realistically depict the expected exposure conditions for the site. The "time in building" parameter was modeled as a constant (the default) with a value of 0.462 hours per week. The value

selected corresponds to an exposure within the LCTS building at a rate of 10 days per year and approximately 2.5 hours per day. Based on anticipated use of the LCTS building in the future, MDNR judges this assumption appreciably conservative.

The only other site-specific inputs to the DandD model are those describing the source term itself. The same isotopic composition described and used for the RESRAD modeling was also used to derive the surface activity DCGLs. The area of the contaminated surface was modeled as 22.3 m². Resulting estimates of annual dose equivalent were found to be insensitive to variability in area of contaminated surface parameter.

• Pb-210	0.5%	11 dpm/100 cm ²
• Ra-226	1.1%	23 dpm/100 cm ²
• Ra-228	16.1%	341 dpm/100 cm ²
• Th-228	16.1%	341 dpm/100 cm ²
• Th-230	50.0%	1,060 dpm/100 cm ²
• Th-232	16.1%	341 dpm/100 cm ²

Section 5.9, Page 5-95. The current text discusses the results of the RESRAD modeling with regard to development of both the subsurface and surface soil DCGLs but does not include a discussion of the results of the DandD modeling. The following discussion supplements that found in Section 5.9:

In order to derive the building surface DCGL, the DandD computer modeling code was iteratively run to arrive at the highest uniform concentration of residual surface radioactivity that results in an annual dose estimate to a single receptor in the critical exposure group that is equal to the regulatory limit (25 mrem/y)². The following sections present the results of the computer modeling relating surface radioactivity source concentration with potential future dose.

The surface radioactivity DCGL is derived in consideration of the scenario in which a site worker is potentially exposed while on site performing leachate extraction and associated activities. Table A summarizes the results of modeling the projected future exposure potential for the scenario involving exposure while engaged in leachate extraction and associated activities at the Site. The isotope mixtures used are typical of, and consistent with, the measured isotopic mixture in soil at the site (Cabrera 2001). The Th-230 to Th-232 ratio used (3.1:1) is derived using a volume-weighted calculation that takes into account the range and volumetric significance of measured ratios found at the site.

A review of the computer modeling output of the DandD code (Attachment 3) reveals that exposure from the inhalation pathway dominates the potential future dose. The thorium isotopes (Th-232, Th-230, and Th-228) are the most significant contributors to

² The DandD code lacks some of the flexibility and sophistication found in RESRAD. DandD reports peak annual doses based upon the upper 95% confidence interval for the 90th percentile dose calculated. While this metric is not precisely equivalent to the peak mean dose reported by RESRAD, it typically results in a more conservative correlation between dose and concentration of residual radioactivity.

total effective annual dose. Figure A and Figure B illustrate the relative pathway and isotopic contributions to total effective dose equivalent resulting from the building surface DCGL.

Table A Building Surface Radioactivity Source Term

Statistic	Projected Annual Dose (mrem/year)
Annual Dose Limit (10 CFR 20.1401, 1402)	25.0
90 th Percentile	22.0
95% Confidence Interval about the 90 th percentile	19.6 to 25.0
Computer printouts showing source term, dose, and radionuclide contribution distributions are in Attachment 3.	

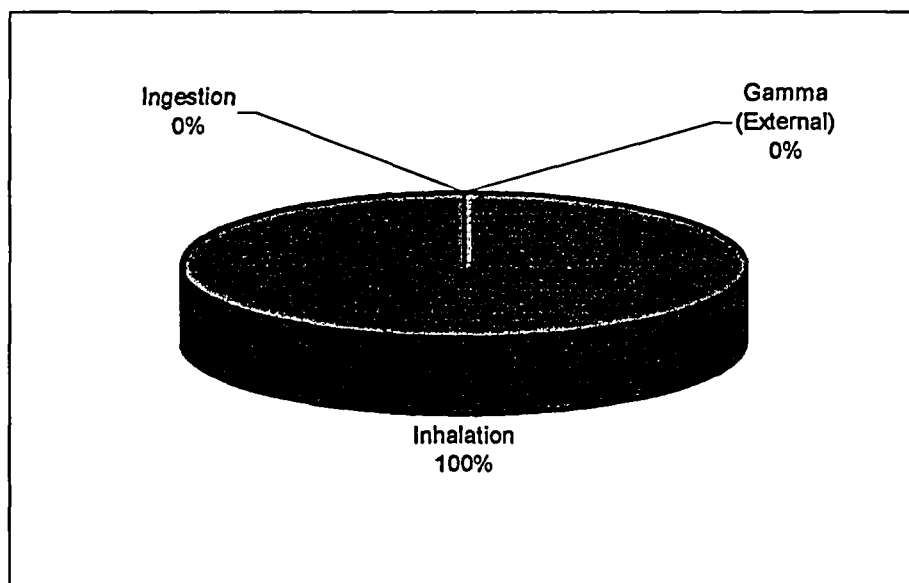


Figure A Pathway Contributions to Building Surface Source Term TEDE

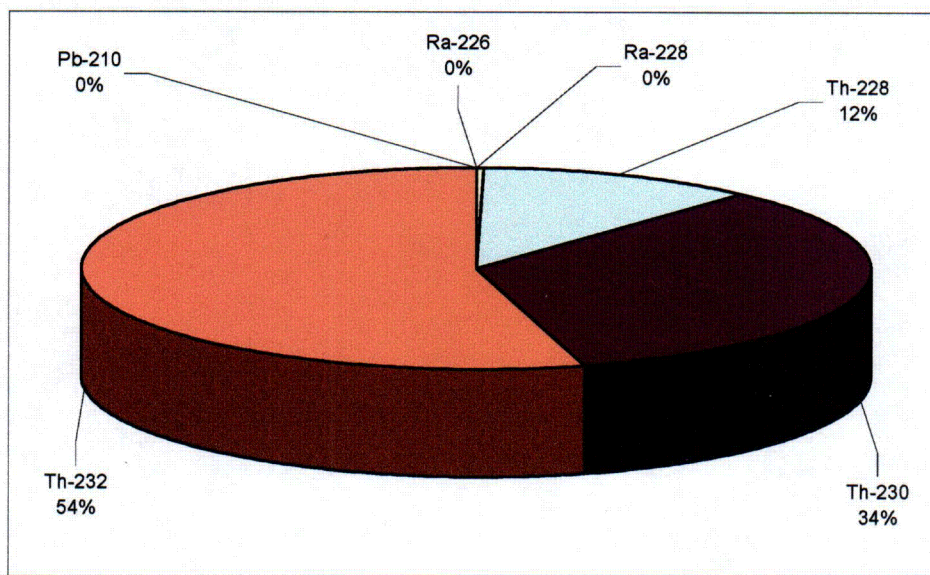


Figure B Isotopic Contributions to Building Surface Source Term TEDE

Section 8.0, Page 8-1, 1st ¶. The current text itemizes four objectives of the planned decommissioning activities. Removal of above grade LCTS piping, the LCTS building, and other miscellaneous structures was designed to serve the first two stated objectives. With the decision to leave these in place, objectives 1 and 2 should be replaced with a single objective to:

“quantitatively demonstrate that the concentration of residual radioactivity present on surfaces of the LCTS building, its structural appurtenances, and the former decontamination pad are below the surface radioactivity DCGL_w.”

Section 8.0, Page 8-1, 3rd ¶. Per the request by MDEQ and the NRC's expressed desire to honor that request, MDNR no longer commits to terminating and abandoning the LCTS piping or to the removal of the LCTS building and decontamination pad. With the decision to leave these in place, the third paragraph should be replaced with the following paragraph:

A final radiological status survey of the LCTS building and the former decontamination pad is planned to demonstrate compliance with the decommissioning standard's annual dose limit for unrestricted use.

Section 8.1. Section 8.1 of the DP should be replaced in its entirety with the following set of paragraphs:

There are no contaminated structures located on site, and building/structure remediation activities are not planned. However, the LCTS building was used as a staging area and shelter during the performance of previous site characterization surveys and is currently used to temporarily store containerized, potentially contaminated personal protective equipment (PPE) and sample-derived waste. The location of the building is identified on the site map. Routine radiological surveys performed on site, including surveys of the building and its contents, have provided evidence that the building and its contents have not been radiologically contaminated by virtue of these uses.

Removal of the container of sample-derived waste and its associated radioactive materials is the first planned activity. Following removal of the containerized waste, MDNR will perform a final status radiological survey of the LCTS building's surfaces intended to satisfy the decommissioning dose criterion. It is not anticipated that radiological remediation tasks will be employed within the building because prior radiological surveys have shown the building to be radiologically clean, and routine radiological surveys of the container stored in the building continue to show that residual radioactivity associated with the sample-derived waste is contained. As a result, no special radiation protection methods and control procedures are planned for this work.

The concrete pad is also subject to the surface radioactivity DCGL. Like the LCTS building, it is not known or expected to be contaminated. MDNR will perform a final status radiological survey of the top surface of the decontamination pad to demonstrate compliance with the decommissioning dose criterion. The underside of the concrete pad is inaccessible for survey. However, it is known that the decontamination pad was built on the clean cover material after the radioactive slag had been isolated within the confines of the slurry wall and capped with several feet of engineered soil cover material. It is very unlikely that the underside of the decontamination pad could be impacted with measurable concentrations of residual radioactivity.

All of the activities described in this section will be performed by a contractor. The MDNR's radiation safety officer will retain responsibility for the oversight of radiological operations performed, and all licensed activities will be performed under the authority of the MDNR's radioactive materials license. MDNR commits to conducting decommissioning activities in accordance with written and approved procedures. There are no unique safety or remediation issues associated with the planned activities.

Section 8.2. Section 8.2 of the DP should be replaced in its entirety with the following set of paragraphs:

The only system or equipment present at the site is the LCTS. The LCTS system has never operated and licensed radioactivity has never been introduced to the system, therefore, there are no contaminated systems or equipment on site, and remediation activities are not planned. Portions of the installed LCTS piping (crops, valve boxes, and extraction wellheads) do penetrate the cover such that they are visible above-grade.

Since the system has never been operated since it was installed many years ago, MDNR had planned to retire the LCTS piping as part of its planned decommissioning activities at the site with the goal of restoring the natural landscape and removing an attractive nuisance. However, both the MDEQ and S.C. Holdings expressed their desire for the system to remain in place.

Leaving the LCTS system in place does not pose a radiological issue for the MDNR since the LCTS system has never been operated and licensed radioactivity has never been introduced to the system. It does, however, introduce the possibility that the LCTS system could be made operational at some time in the future. MDNR has evaluated the radiological consequences of leachate extraction operations (including spills and leakage scenarios) in response to the NRC's request for additional information in connection with their review of this DP.

Section 8.5, Figure 8-2, Revised Schedule (Gantt Chart).

A revised schedule is provided in Attachment 4.

Section 9.3.1, Page 9-4. Mr. Dennis Fedewa has replaced Ms. Kelli Sobel as the MDNR Agency Administrator of record for the Tobico Marsh SGA site NRC license.

Figure 9-2, Page 9-5, (Organization Chart). A revised organization chart is provided to reflect personnel changes in key management positions.

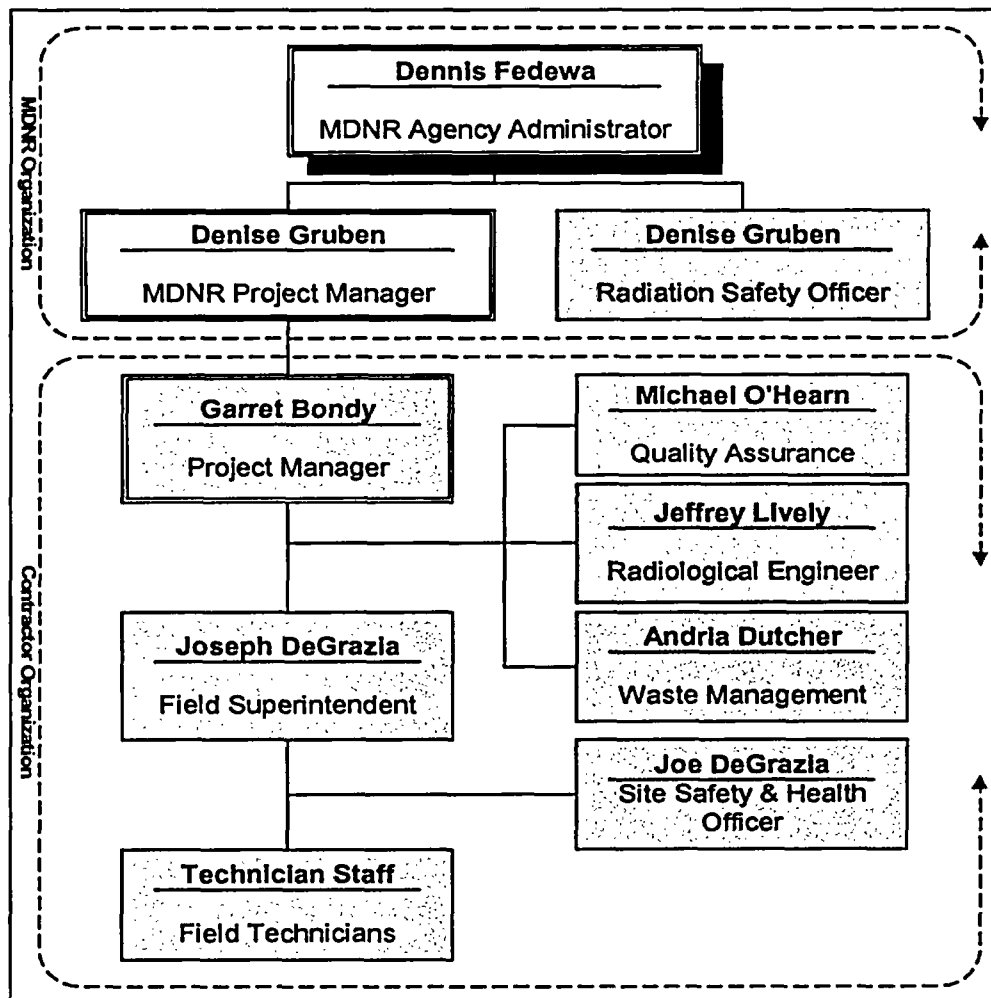


Figure 9-2 Decommissioning Management Positions

Section 9.3.4, Page 9-7. Mr. Garret Bondy has replaced Ms. Elena Goodhall as the Contractor Project Manager for the Tobico Marsh SGA site decommissioning project.

Section 9.3.6, Page 9-8. Mr. Joseph DeGrazia has replaced Ms. Elena Goodhall as the Site Safety & Health Officer for the Tobico Marsh SGA site decommissioning project.

Section 12.0, Page 12-1. Section 12.0 of the DP should be replaced in its entirety with the following paragraphs:

NUREG-1727 specifies that the licensee or responsible party have a program to manage radioactive waste generated as part of decommissioning. Under the "no action" alternative, the decommissioning activities yet to be performed at the site involve only sampling and survey activities and the removal of a container of sample-derived waste previously generated at the site. These activities are not expected to result in the generation of wastes containing licensable or measurable quantities of radioactive materials. As a result, there is no realistic potential for decommissioning activities to generate radioactive wastes.

The LCTS building currently stores one drum of sample-derived waste that may contain radioactive material. The drum will be shipped off site to be processed for appropriate disposal through a subcontracted waste broker licensed to possess and process radioactive materials. The following DP sections discuss characterization and disposal of the wastes, as appropriate.

Section 12.1.1, Page 12-1. Delete the second paragraph in Section 12.1.1.

Section 12.1.2, Page 12-2. Section 12.1.2 of the DP should be replaced in its entirety with the following paragraph:

The only solid waste generated during the decommissioning process is that associated with the single container of sample-derived waste that has been in storage in the LCTS building, and any sample-derived waste generated during the conduct of the final status radiological survey of the surface soils at the site. The existing container of sample-derived waste is assumed to be impacted with low levels of radioactivity. Sample-derived wastes generated in the course of the final status survey of the surface soils are not expected to be radioactive. The total volume of solid wastes generated during decommissioning is estimated as follows:

- Approximately 8 cubic feet of sample-derived waste (one 55-gallon drum)
- Approximately 1 cubic foot of unused soil sample fraction (60 soil samples, 500 ml each).

Section 12.1.4, Page 12-2. Section 12.1.4 of the DP should be replaced in its entirety with the following paragraphs:

The contents of the drum have not been characterized for waste disposal purposes, but the outside of the drum has been subjected to routine radiological surveys to ensure no radioactive contamination has escaped. The drum contents will be characterized using

existing knowledge and data, and based on that characterization, the drum will be assessed to ensure it meets the transportation requirements of the U.S. Department of Transportation (DOT). If the drum does not meet the applicable DOT requirements, it will be overpacked or the contents will be repackaged, as appropriate.

Items and debris confirmed to meet the applicable decontamination limits for radiological contamination will be disposed of as sanitary waste in a nearby landfill. Items and debris determined to be radiologically contaminated, or which cannot be positively identified as meeting the applicable decontamination limits for radiological contamination, will be packaged in DOT-compliant containers and will be stored on pallets, under tarps, and within the fenced area until disposal can be arranged. Such materials will be disposed of at a licensed, low-level radioactive waste disposal facility. Transportation and disposal of any radiological waste will be accomplished through a waste broker, using the broker's existing disposal contract (likely with Envirocare of Utah).

Section 14.1, Page 14-1. Section 14.1 of the DP should be replaced in its entirety with the following paragraphs:

Radiological release criteria for the Tobico Marsh SGA site are derived from appropriate dose modeling as described in Section 5.0 of the DP and are based upon the decommissioning dose limit for unrestricted use of the site following license termination (NRC 1997a). The final status site release criteria are applicable to radiologically impacted structures, components, and soils that are to be left in place as a feature of the final condition of the site at the time of request for license termination. The projected final site condition at the completion of decommissioning activities is essentially as it currently stands; the building and decontamination pad will remain in place and the disposal cell will not be altered in any significant way.

There are three distinct radiological DCGLs for the site. One DCGL is derived for the surfaces of the LCTS building and the decontamination pad. Two others are provided for the potentially impacted soils at the site (one for surface soil, the other for subsurface soil).

Section 14.1.1, Page 14-1. Section 14.1.1 of the DP should be replaced in its entirety with the following paragraphs:

14.1.1 Final Status Survey Release Criteria for Structural Surfaces

To ensure that the standard is not exceeded, dose modeling was performed to arrive at the maximum uniform surface activity concentration (DCGL_w) corresponding to the 25 millirem annual dose limit. The structural surfaces DCGL_w applies to the surfaces of the LCTS Building, its structural appurtenances, and the concrete decontamination pad.

The radionuclide composition of source term used in the computer modeling code includes those isotopes in the Th-230 and Th-232 decay series that have relatively longer half-lives (greater than 180 days). This does not mean that potential radiation dose from shorter-lived progeny in the decay series that were not directly included in the source term is not accounted for. As a matter of course, the computer code appropriately assumes that the shorter-lived progeny are present in equilibrium with their parent nuclides and accounts for the dose they contribute using dose conversion factors that include dose from both the parent and progeny. This means that the total activity input to the model does not equal the total activity of the defined source term.

Given that the final status survey will rely on measurements of the amount of radioactivity present on the building's and other surfaces without regard to it's isotopic speciation, it is necessary to relate the source term used in the model to the total alpha and beta radioactivity to arrive at an appropriate surface activity DCGL. The total surface radioactivity corresponding to the modeled source term in transient equilibrium is 4641 dpm/100 cm². Since survey instruments used to measure surface radioactivity are designed to respond independently to either alpha or beta surface radioactivity, it is also necessary to segregate those isotopes that decay by alpha emission from those that decay by beta particle emission.

Table B shows the contribution of each radionuclide assumed present in the source term to the total surface radioactivity and further segregates those isotopes that contribute to the beta radiation signal from those contributing to the alpha radiation signal. From Table B it can be discerned that the applicable surface activity DCGL_w for the building and other structures at the site is:

- 3,209 dpm/100 cm², total alpha radioactivity, or
- 1,432 dpm/100 cm², total beta radioactivity

Table B

Th-230 Series			
Nuclide	dpm/100 cm ²	Alpha Activity	Beta Activity
Th-230	1060	1060	
Ra-226	23	23	
Rn-222	23	23	
Po-218	23	23	
Pb-214	23		23
Bi-214	23		23
Po-214	23	23	
Pb-210	11		11
Bi-210	11		11
Po-210	11	11	
Total	1231	1163	68
Th-232 Series			
Nuclide	dpm/100 cm ²	Alpha Activity	Beta Activity
Th-232	341	341	
Ra-228	341		341
Ac-228	341		341
Th-228	341	341	
Ra-224	341	341	
Rn-220	341	341	
Po-216	341	341	
Pb-212	341		341
Bi-212	341	123	218
Po-212	218	218	
Tl-208	123		123
Total	3410	2046	1364
TOTAL ACTIVITY Building Surface DCGL		Gross Alpha (dpm/100 cm ²)	Gross Beta (dpm/100 cm ²)
		3209	1432

Section 14.1.3, Table 14-3, Page 14-3. Table 14-3 of the DP should be revised to include a DCGL_{EMC} for the LCTS Building and other surfaces final status survey. Since each of the four survey units with a potential for surface deposited radioactivity are classified as "Class 3" survey units, the DCGL_{EMC} is set at the DCGL_W. Replace Table 14-3 in its entirety with the following Table:

Table 14-3 Media Specific DCGL_{EMC}s

Media	Radionuclide	DCGL _{EMC}
Surface Soil	Th-232	357 pCi/g
Building (Structural) Surfaces	Total Alpha	3209 dpm/100 cm ²
	Total Beta	1432 dpm/100 cm ²

Section 14.4.1, Page 14-20. Section 14.4.1 of the DP should be replaced in its entirety with the following paragraphs:

LCTS Building Survey

The LCTS building and its appurtenant surfaces will be surveyed for the presence of residual surface radioactivity associated with the thoriated slag source term at the site. The survey will be performed after the 55-gallon drum stored in the posted RMA within the LCTS building has been removed. The survey will be performed with standard portable radiation monitoring equipment capable of measuring the beta (or alpha) emissions associated with thorium and its progeny. The survey will consist of direct static measurements of the surfaces at randomly selected locations.

Decontamination Pad Survey

The decontamination pad is a concrete slab poured on the finished cell cover after the deposited radioactive material had been encapsulated within the cell. Consequently, the decontamination pad is not potentially impacted by radiological operations from historical activities during the placement of the thoriated slag at the site. The decontamination pad was used briefly by MDEQ, but routine radiological surveys performed since then have not shown residual radioactivity to be present.

The surface of the decontamination pad will be surveyed for the presence of residual surface radioactivity associated with the thoriated slag source term at the site. The survey will be performed with standard portable radiation monitoring equipment capable of measuring the beta emissions associated with thorium and its progeny. The survey will consist of direct static measurements of the surface arrayed on a systematic grid with a random starting point overlying the slab.

Measurement Methods

Structure surfaces (including the decontamination pad) will be measured in the field using standard portable radiation measurement equipment. MDNR plans to use the Eberline E600 multipurpose portable radiation survey instrument coupled with a SHP-360 probe to perform the surface activity surveys. Where discrete measurements are specified, the instrument will be operated in the scaler mode for a fixed measurement

time interval. Scans, where performed, are made with the instrument in the "ratemeter" mode.

Based on dose modeling performed using the NRC's DandD code, surface deposited gross alpha and gross beta surface activity DCGLs have been derived. Using the isotopic mixture ratios described in the DP, the DandD code was used to derive the building surface concentration corresponding to a peak annual dose of 25 mrem. Site-specific data obtained during the extensive subsurface soils characterization work form the basis for the ratio of thorium 230:232 used in the dose model. The thorium-230 and thorium-232 decay series were decayed for fifty years to ascertain the appropriate values of longer-lived progeny included in the modeled source term. Short-lived progeny are included in the dose conversion factors used in the model to calculate dose.

The two thorium decay series were then analyzed to differentiate the total alpha emission rate from the total beta emission rate for the source term concentration corresponding to 25 mrem per year (See Table B). As indicated in Table B, the Th-230 series total activity input to the DandD model was 1231 dpm/100 cm² and the Th-232 series total activity input to the DandD model was 3410 dpm/100 cm², for a combined total activity of 4641 dpm/100 cm². For every 4641 disintegrations, 3209 result in alpha emission, while the remainder, 1432, results in beta emission. Therefore, the total alpha surface activity DCGL_w corresponding to an annual effective dose equivalent of 25 mrem is 3209 dpm/100 cm². The corresponding total beta surface activity DCGL is 1432 dpm/100 cm².

Sample Size Determination

MDNR has planned to make a sufficient number of measurements such that the median residual surface radioactivity on the building and other structural surfaces can be shown to be less than (or equal to) the surface activity DCGL with 95% confidence.

In the case of evaluating compliance with the DCGL_w, a sample size must be adequate to determining whether the mean (average) survey unit surface concentration is less than the DCGL_w, given the pre-defined acceptable decision errors. Of course, the mean concentration could be either greater than or less than the DCGL_w. An insufficient sample size would provide inadequate power to discern that the true mean concentration in the survey unit was less than the DCGL_w even when that condition was true.

The estimated minimum sample size required to determine whether the mean residual surface radioactivity concentration in a survey unit is independent of survey unit size and can be calculated once and applied to each survey unit. The minimum sample size required to estimate the mean concentration in a survey unit is computed using standard formulas for the one-sample Sign test (MARSSIM) and is presented below. The sample size calculation is designed to be used with the gross beta activity DCGL_w and assumes:

- A standard deviation (σ) of 250 dpm/100 cm² for the sample set used to determine the mean (median) total surface residual radioactivity concentration (i.e., a coefficient of variation³ of 1 if the true mean is 250 dpm/100 cm²).
- A shift (Δ) of 300 dpm/100 cm² is determined to be significant for the mean (median) total surface residual radioactivity concentration. The shift is the width of the gray area below and above which uncertainties in discrimination are critical to the decision maker. The gray area is bounded by the "lower boundary of the gray region" (LBGR) and the DCGL_w. The shift defines the decision maker's critical window of observation and is based on the decision maker's acceptance of consequences of making Type I and Type II errors in testing the null hypothesis.
- The relative shift (Δ/σ) is the ratio of the shift and standard deviation. The calculated value of relative shift for the mean (median) total surface residual radioactivity concentration is 1.0 (i.e., 300 dpm/100 cm² / 250 dpm/100 cm² = 1.2).
- Null hypotheses (H_0) of:
 - *The mean (median) total beta residual surface radioactivity concentration is greater than 1432 dpm/100 cm²*

This is the conservative form of the null hypothesis in that it places the burden of proof on MDNR to demonstrate that the average residual radioactivity concentration in the survey unit is less than the DCGL_w (MARSSIM).

- False negative err rate = 0.05 (i.e., alpha = 0.05). This ensures that there will be no greater than a 5 percent chance of incorrectly rejecting the null hypothesis and finding that a survey unit mean (median) surface residual radioactivity concentration is *less than* the DCGL_w when, in fact, it is greater than the DCGL_w.
- False positive err rate = 0.05 (i.e., beta = 0.05). This ensures that there will be no greater than a 5 percent chance of incorrectly accepting the null hypothesis and finding that a survey unit mean (median) surface residual radioactivity concentration *exceeds* the DCGL_w when, in fact, it is less than the DCGL_w.

Computed minimum sample size per survey unit is calculated assuming the sampling statistics itemized above and using the sample size calculations described in MARSSIM (NRC 2000). The minimum sample size is tabulated in Table C. The computations are shown in the following equations:

$$\Delta/\sigma = \frac{(\text{DCGL} - \text{LBGR})}{\sigma_s} = \frac{(1,432 - 1,132)}{250} = 1.2 \quad (1)$$

3 Coefficient of Variation = standard deviation/mean

The "Sign p" value is an intermediate statistic used to determine the minimum sample size. The Sign p is the estimated probability that a random measurement from the survey unit will be less than the DCGL when the survey unit median is actually at the Lower Boundary of the Gray Region (LBGR) value selected. The Sign p value for a relative shift of 1.2 is picked from MARSSIM, Table 5.4, *Values of Sign p for Given Values of Relative Shift, Δ/σ , when the Contaminant is Not Present in Background*. The Sign p for a relative shift of 1.2 is 0.884930.

The Z statistic is a percentile score corresponding to the accepted probability of decision error at the DCGL and LBGR. The specified acceptable probability of decision has been selected as 0.05 for both α and β . Consequently the Z statistic for $Z_{1-\alpha}$ and $Z_{1-\beta}$ are the same value, 1.645.

The number of data points, N, to be obtained to satisfy the Sign test with sufficient statistical power is calculated using the following formula:

$$N = \frac{(Z_{1-\alpha} + Z_{1-\beta})^2}{4(\text{Sign } p - 0.5)^2} \quad (2)$$

$$N = \frac{(1.645 + 1.645)^2}{4(0.884930 - 0.5)^2} = \frac{10.8}{0.59} = 18.3 \quad (3)$$

To account and compensate for uncertainty in the computations of minimum sample size, as well as the possibility that some sample data may be lost or deemed unusable due to analytical and sampling error, anomalous results which are judged to be erroneous, and other errors, minimum sample size computations are increased by 20 percent and rounded up to obtain sufficient data points to yield the desired power.

Table C Computed Minimum Sample Size per Survey Unit (Sign Test)

Derived Concentration Guideline Level	Computed Minimum Sample Size	Sample Size With 20% Margin
Mean Total Beta Surface Residual Radioactivity Concentration	19	23
alpha = 0.05, beta = 0.05, relative shift = 1.2		

As expected, non-parametric tests require a greater sample size than a conventional normal means test, but liberates the decision maker from the need to meet the underlying assumption basis of normality. Indeed, the sample data are not expected to be normally distributed. Consequently, the sample plan design assumes the need for non-parametric assessment of the data.

Sample Distribution

The sampling design software *Visual Sample Plan* (VSP), Version 2.5 (PNNL 2005), will be used to randomly lay out the required number of samples or measurements over the

survey units. Simplified drawings of the disposal cell cover, the LCTS building, and the decontamination pad will be prepared and used with VSP to produce the actual measurement layout for each survey unit or designated stratum.

A summary of the survey units identified for the FSS at the site along with the planned number of samples or measurements needed to assess the mean residual radioactivity concentration in each is provided in Table D.

Table D Planned Sample Sizes by Survey Unit

Survey Unit ID#	Description / Location	Planned Number of Samples / Measurements	Survey Unit Classification
TOBICO-02	LCTS Building Interior Surfaces	23	3
TOBICO-03	LCTS Building Exterior Surfaces	23	3
TOBICO-04	LCTS Building Appurtenances (Concrete pad and walkway)	23	3
TOBICO-05	Decontamination Pad Surface	23	3

Data Analysis Framework

The data analysis framework is critical to sample plan development because it establishes the basis for decision and drives the sample size. The evaluation process will use an analysis structure incorporating three possible common statistical procedures as well as conventional qualitative and semi-quantitative comparisons. The tests are:

- **Sign Test**—The Sign Test is a one-sample, non-parametric test that can be used to evaluate compliance with the DCGL_w. The Sign Test is the recommended compliance evaluation procedure when the contaminant(s) under evaluation are not present at significant levels in background. While the thorium series radionuclides clearly exist in nature, because background concentrations are appreciably lower than the DCGL(s), MDNR does not feel that it is necessary to establish a reference area and distinguish potential contaminant concentrations from background⁴. Additionally, any combination of the individual samples (each individual survey unit is a "sample" in this context) can be compared to the DCGL with the Sign Test. For example, the data from the LCTS Building interior and exterior survey units could be pooled together for an overall building comparison to the DCGLs.

⁴ It is always possible that the influence of naturally occurring radioactivity from earth materials may affect the decision process. If, at a future time, it is felt that establishing a reference area to evaluate the significance of local background effects would benefit the decision process, this can be accomplished at that future time in accordance with MARSSIM (NRC 2000).

- **Normal Means Test**—This is the traditional two-sample t-test based on the central limit theorem (i.e., normality). It can be used to assess compliance, derive confidence intervals, and compare between samples (e.g., mean total surface radioactivity concentration in one survey unit vs. the same parameter measured in another survey unit) when both sample distributions are normal or *do not* deviate appreciably from normality. Provided the data sets under evaluation are normally distributed, the normal means test has the advantage of providing significantly more power than the comparable non-parametric tests, given the same number of samples.

MDNR expects to use the Sign Test to evaluate compliance with DCGL_{ws}. In addition to these inferential tests, data analysis will include qualitative visual analysis (e.g., histograms, scatter diagrams, box and whisker plots). Additional analytical methods (e.g., spatial correlation) as well as spatial analysis (e.g., posting on diagrams, iso-concentration plots) not required to support the decision rule are not explicitly planned for but could be employed on an ad-hoc basis to gain insight.

The data analysis framework will incorporate data quality analysis (DQA) components discussed in MARSSIM (NRC 2000) and EPA guidance (EPA 1992) to assess the overall usability of the data for its intended purpose. The data evaluation process will be validated, and statistical analysis methods will be used, to assess whether variability and bias in the data are small enough to allow MDNR to use the data to support the sampling objective—release of the MDNR site from radiological control through license termination. Risk managers will be presented with an ensemble of information, logically interpreted, and supported by rationale to gauge compliance.

Sample Allocation Protocol

As previously described, sample locations for the FSS have been randomly selected and designed to meet the specific objective of the data collection activity. Maps detailing the selected sample locations for each survey unit will be provided at the time of the FSS in the field work plan. The objective of the FSS is the unbiased assessment of the residual radioactivity present in various survey units of the site. It is statistically inappropriate to bias the sample or measurement locations selected for the survey to achieve this objective.

Static surface measurement locations for survey units Tobico-02 through -04 will be randomly chosen using VSP. The sample allocation technique used to distribute the required number of measurements for the decontamination pad (survey unit Tobico-05) is slightly different. While considered a class 3 survey unit, a systematic triangular grid with a random starting point will be used to select the measurement locations. The systematic grid was selected for this survey unit because there were no prior, documented, radiological surveys of the concrete decontamination pad. The grid system ensures uniform spatial coverage, bounds the size of locally elevated surface radioactivity anomalies, and allows for post survey evaluation of any surface radioactivity anomalies that might be encountered.

Measurement Sensitivity

Measurement sensitivity is an important component of the sampling and analysis plan because it is critical that measurement systems be capable of detecting the benchmarks that guide decisions including the DCGL comparisons. This section discusses measurement system sensitivity in light of the specific benchmark comparisons.⁵

Field Instrument for Direct Static Measurement of Building Surfaces

The direct measurement field instrumentation specified is a reliable device with adequate detection sensitivity and is suitable for timed static field measurements to compare with the total surface contamination concentration DCGL. The following formulation is used to predict the minimum detectable concentration (MDC), in dpm/100 cm², for the E-600 survey instrument using the Eberline SHP-360 Geiger-Mueller "pancake" detector probe.

$$MDC = \frac{3 + 4.65\sqrt{C_b}}{T_s \times \frac{A_p}{100 \text{ cm}^2} \times \epsilon_s \times \epsilon_i} \quad (4)$$

Where: MDC = the minimum surface activity concentration above background radioactivity (in dpm/100 cm²) that can be measured with 95 percent confidence.

C_b = the total number of background counts over the sample count period (T).

T_s = Sample count time (in minutes).

A_p = Probe size (in cm²).

ϵ_s = Surface Efficiency

ϵ_i = Counting system efficiency (counts/disintegration).

Using conservative estimates of the parameters affecting the MDC of the static field measurement, an *a priori* assessment of the MDC can be determined. This value represents the worst plausible case measurement conditions and yields the highest expected measure of the detection sensitivity for the analysis. As such, the *a priori* estimate of the MDC serves as a figure of merit about the capability of the measurement. Table E and the following calculations define the *a priori* MDC estimates for the static beta surface radioactivity measurements using the E-600 and the SHP-360 detector probe identified.

⁵ Measurement sensitivity computations are derived from the basic detection limit relationship $LD = k + 4.65B$. This relationship as derived by Curie (1968) set the constant k at 2.71. Since that time it has been shown (Brodsky 1992) and generally accepted that a constant factor of 3 is more appropriate. This plan calculates field measurement sensitivity using the constant factor 3.

Table E Static Surface Radioactivity Measurement

Parameter		Value Used	Remarks
C _b	Background Counts	40	Value used is the product of the maximum expected background count rate (40 cpm) and sample count time (one minute).
T _s	Sample count time (in minutes)	1.0	Count time programmed into the calibrated instrument specifically for this sampling event
A _p	Probe size	15	In cm ² .
ε _s	Surface efficiency	1.0 (100%)	Since the Instrument efficiency is determined as the 4π efficiency, surface efficiency is used only to account for the effects of backscatter and surface attenuation of the beta signal. For concrete surfaces, the contribution from backscatter and degradation from surface attenuation are known to roughly cancel one another out when the beta energy approximates that of Ci-36. In addition, the use of an aluminum backed, anodized surface calibration source (as opposed to an electroplated source on a stainless steel backing closely approximates the surface efficiency characteristics of concrete.
ε _i	Instrument system efficiency in counts/disintegration	0.25 (25%)	Nominal 4π beta efficiency for the SHP-360 thin window GM probe determined with a Ci-36 calibration source is 25%. Actual efficiency for each individual probe is programmed into the memory chip of the probe's smart pack.

These values predict a worst plausible case MDC for the static field measurement to be 864 dpm/100 cm² total beta activity as shown in the following calculation.

$$MDC = \frac{3 + 4.65\sqrt{40}}{1.0 \times 0.15 \times 1.0 \times 0.25} = 864 \text{ dpm/100 cm}^2 \quad (5)$$

The *a priori* total beta radioactivity MDC over the range of expected conditions is lower than the total beta residual surface radioactivity concentration DCGL of 1,432 dpm/100 cm² by a factor of approximately 1.6). Appropriate sensitivity is a key requirement of quality data measurement methods. The *a priori* "worst-case" MDC indicates that the objective to use measurement methods and instruments with MDCs (a measure of sensitivity) well below the DCGL benchmark being measured is achievable (NRC 2000).

In practice, the instrument used for field measurement will be calibrated to respond directly in units of dpm/100 cm². As such, background collected in the field will be presented in these units instead of counts or cpm. Nominally, a background count rate of 30 beta cpm yields an instrument background of approximately 800 dpm/100 cm². The fact that the instrument presents the background activity in units other than counts or cpm does not change the counting statistics of the measurement and does not affect the MDC of the instrument. Background measurements in the field will be made using the scaler mode algorithm built into the E-600 instrument.

The foregoing calculation demonstrates that surface activity instrument has an MDC adequate to detect residual radioactivity concentrations well below the DCGL_w.

Furthermore, if necessary, sensitivity can be augmented readily in the field by increasing the count time. Since sensitivity and MDC are related to and significantly influenced by background, establishing instrument background on a frequent periodic basis during measurement activities is prudent.

Quality Control Data for Field Survey Measurements

The Final Status Survey for building and structural surfaces relies on *in situ* field measurements using conventional health physics measurements and practices. All data necessary to support the DQO decision requirements for building and structural surfaces will be provided by the measurement techniques discussed. MDNR does not plan to collect any media samples from the LCTS building or the decontamination pad (e.g., concrete from floors or ceiling materials) for laboratory analysis.

The most appropriate QC method to assess the potential error that might occur with direct radiological measurement of a surface is the replicate field measurement. For *in situ* measurements, replicate measurements will be obtained by performing a second measurement at the same measurement location using the same instrument to measure method precision. In practice, the technician will simply leave the detector in the randomly selected location and log the data for a second count time. Replicates are specified in accordance with the 1 in 20 rule commonly applied in the environmental industry and cited in guidance and MARSSIM (EPA 1988, NRC 2000). Table F illustrates the schedule of planned replicate measurements, based on the scheduled number of direct static measurements.

Inspection of Table F reveals that MDNR intends to take more replicate measurements (12 versus 5 per the 1:20 rule) than might typically be necessary due to the limited nature of the building surfaces and structure surfaces being assayed during this FSS, and MDNR's desire to firmly establish the quality of the FSS data set. Replicates will be allocated throughout the survey units being measured, as necessary, according to the scheduled number described in Table F.

Table F Numbers of Direct Static Surface Measurements & Associated Replicate Measurements

Survey Unit	Number of Measurements Scheduled	Number of Replicates Scheduled
TOBICO-02 LCTS Building Interior Surfaces	23	3
TOBICO-03 LCTS Building Exterior Surfaces	23	3
TOBICO-04 LCTS Building Appurtenances (Concrete pad and walkway)	23	3
TOBICO-05 Decontamination Pad Surface	23	3
Total	92	12

Attachment 1

Attachment 1 to NRC RAIs

LCTS System "Operational Leakage" Scenario

RESRAD 6.21 Output File Reports

Part I: Mixture Sums and Single Radionuclide Guidelines

Dose Conversion Factor (and Related) Parameter Summary	2
Site-Specific Parameter Summary	4
Summary of Pathway Selections	9
Contaminated Zone and Total Dose Summary	10
Total Dose Components	11 - 18
Dose/Source Ratios Summed Over All Pathways	19
Single Radionuclide Soil Guidelines	19
Dose Per Nuclide Summed Over All Pathways	21
Soil Concentration Per Nuclide	22

Part II: Source Terms, Factors, and Parameters for Individual Pathways

Iteration Logs	
Maximum Ra-228 Dose/Source Ratio	3
Source Factors for Ingrowth and Decay	
Radioactivity Only	5
Combined Radioactivity and Leaching	6
Ground Pathway	
Source Term Parameters	7
Time Dependence of Source Geometry	7
Occupancy, Cover/Depth, and Area Factors	8
Dose Conversion and Environmental Transport Factors	8
Dose/Source Ratios	9
Inhalation Pathway (radon excluded)	
Dose/Source Ratios	10
Pathway Factors	10
Dose Conversion and Environmental Transport Factors	11
Radon Pathway	
Flux and Parameters	12
Concentration and Parameters	13
Working Levels	14
Dose/Source Ratios	15
Groundwater and Surface Water Pathway Segments	
Transport Time Parameters for Unsaturated Zone Strata	17
Dilution Factor and Rise Time Parameters for Nondispersion (ND) Model	19
Primary Parameters Used to Calculate Ratios	19
Water/Soil Concentration Ratios	20
Food Pathways	
Storage Times for Contaminated Foodstuffs	21
Storage Time Ingrowth and Decay Factors	21

Storage Correction Factors	
Drinking Water	22
Irrigation Water	22
Livestock Water	24
Plants	25
Livestock Fodder	26
Meat and Milk	27
Fish and Crustacea	28
Area and Depth Factors	29
Dose Conversion and Environmental Transport Factors	
Plant	31
Meat	33
Milk	36
Fish	39
Drinking Water	39
Dose/Source Ratios	
Plant	40
Plant Total	44
Meat	45
Meat Total	50
Milk	51
Milk Total	56
Fish	57
Drinking Water	58
Concentration Ratios	
Plant/Air and Plant/Water	59
Plant/Soil	59
Meat/Fodder, Fodder/Air, Fodder/Water	62
Fodder/Soil	63
Meat/Soil	65
Milk/Soil	67
Soil Ingestion Pathway	
Dose/Source Ratios	69
Dose Conversion and Environmental Transport Factors	69

Part III: Intake Quantities and Health Risk Factors

Cancer Risk Slope Factors	2
Amount of Intake Quantities and Excess Cancer Risks	
Time= 0.000E+00	4
Time= 1.000E+00	7
Time= 3.000E+00	10
Time= 1.000E+01	13
Time= 3.000E+01	16
Time= 1.000E+02	19
Time= 3.000E+02	22
Time= 1.000E+03	25

Part IV: Concentration of Radionuclides

Concentration of radionuclides in different media	
Time= 0.000E+00	2
Time= 1.000E+00	3
Time= 3.000E+00	4
Time= 1.000E+01	5
Time= 3.000E+01	6
Time= 1.000E+02	7
Time= 3.000E+02	8
Time= 1.000E+03	9

Part V: Dose from Radionuclide at Point of Action

Total Dose Components Summed to Daughter	
Time = 0.000E+00 years	2
Time = 1.000E+00 years	3
Time = 3.000E+00 years	4
Time = 1.000E+01 years	5
Time = 3.000E+01 years	6
Time = 1.000E+02 years	7
Time = 3.000E+02 years	8
Time = 1.000E+03 years	9

Part VI: Uncertainty Analysis

RESRAD Uncertainty Analysis Results	
Probabilistic Input	2
Total Dose	3
Total Risk	4
Dose vs. Pathway: Ground External	5
Dose vs. Pathway: Inhalation (w/o Radon)	6
Dose vs. Pathway: Radon (Water Ind.)	7
Dose vs. Pathway: Plant (Water Ind.)	8
Dose vs. Pathway: Meat (Water Ind.)	9
Dose vs. Pathway: Milk (Water Ind.)	10
Dose vs. Pathway: Soil Ingestion	11
Dose vs. Pathway: Water Ingestion	12
Dose vs. Pathway: Fish Ingestion	13
Dose vs. Pathway: Radon (Water Dep.)	14
Dose vs. Pathway: Plant (Water Dep.)	15
Dose vs. Pathway: Meat (Water Dep.)	16
Dose vs. Pathway: Milk (Water Dep.)	17
Cumulative Probability Summary	18
Summary of dose at graphical times, repetition 1	19
Summary of dose at graphical times, repetition 2	20
Summary of dose at graphical times, repetition 3	21
Summary of dose at graphical times, repetition 4	22
Summary of dose at graphical times, repetition 5	23
Peak of the mean dose at graphical times	24
Correlation and Regression coefficients	25 - 129

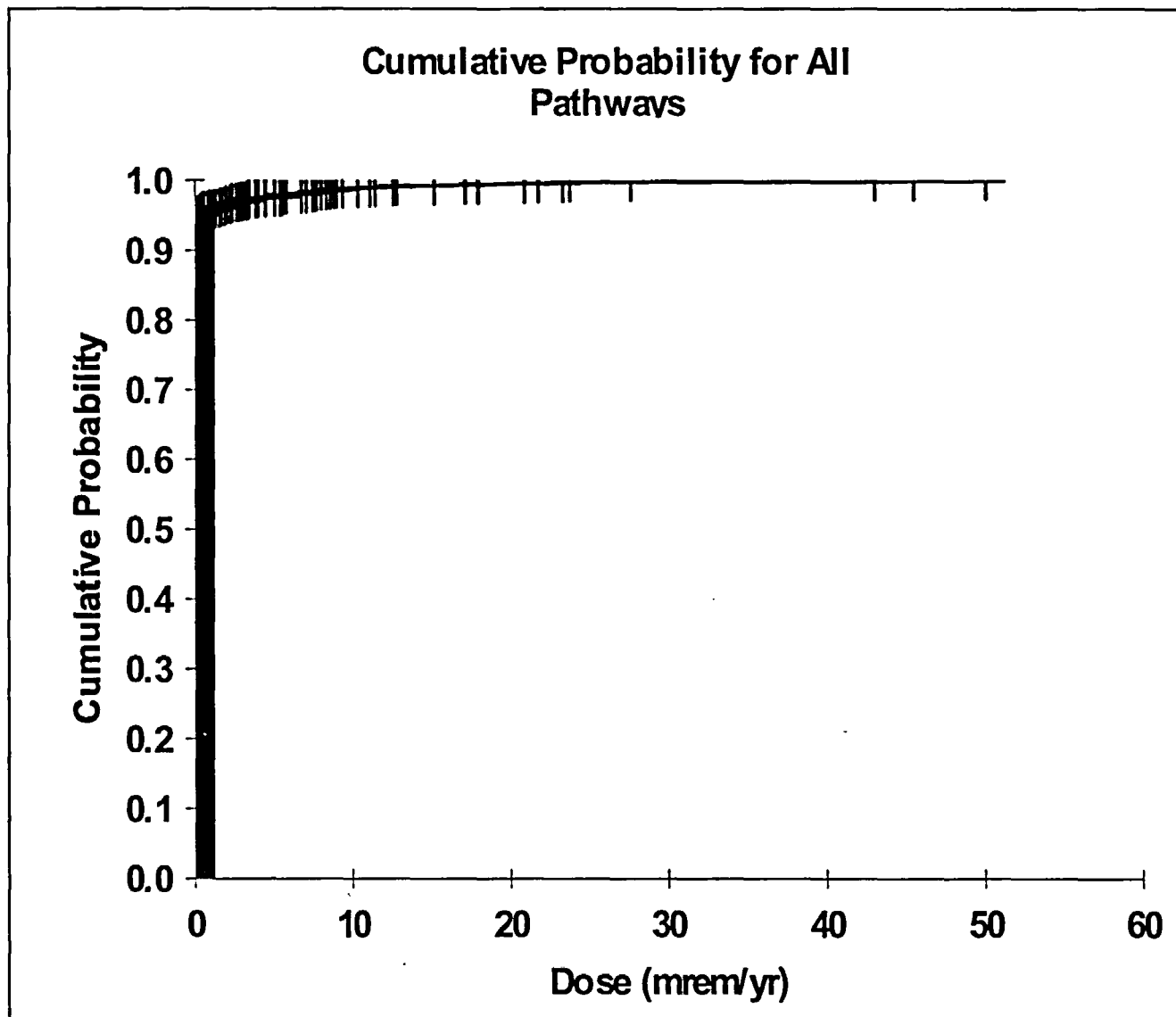


Figure 1 Cumulative Probability for Annual Radiation Dose, All Pathways, LCTS leakage Scenario

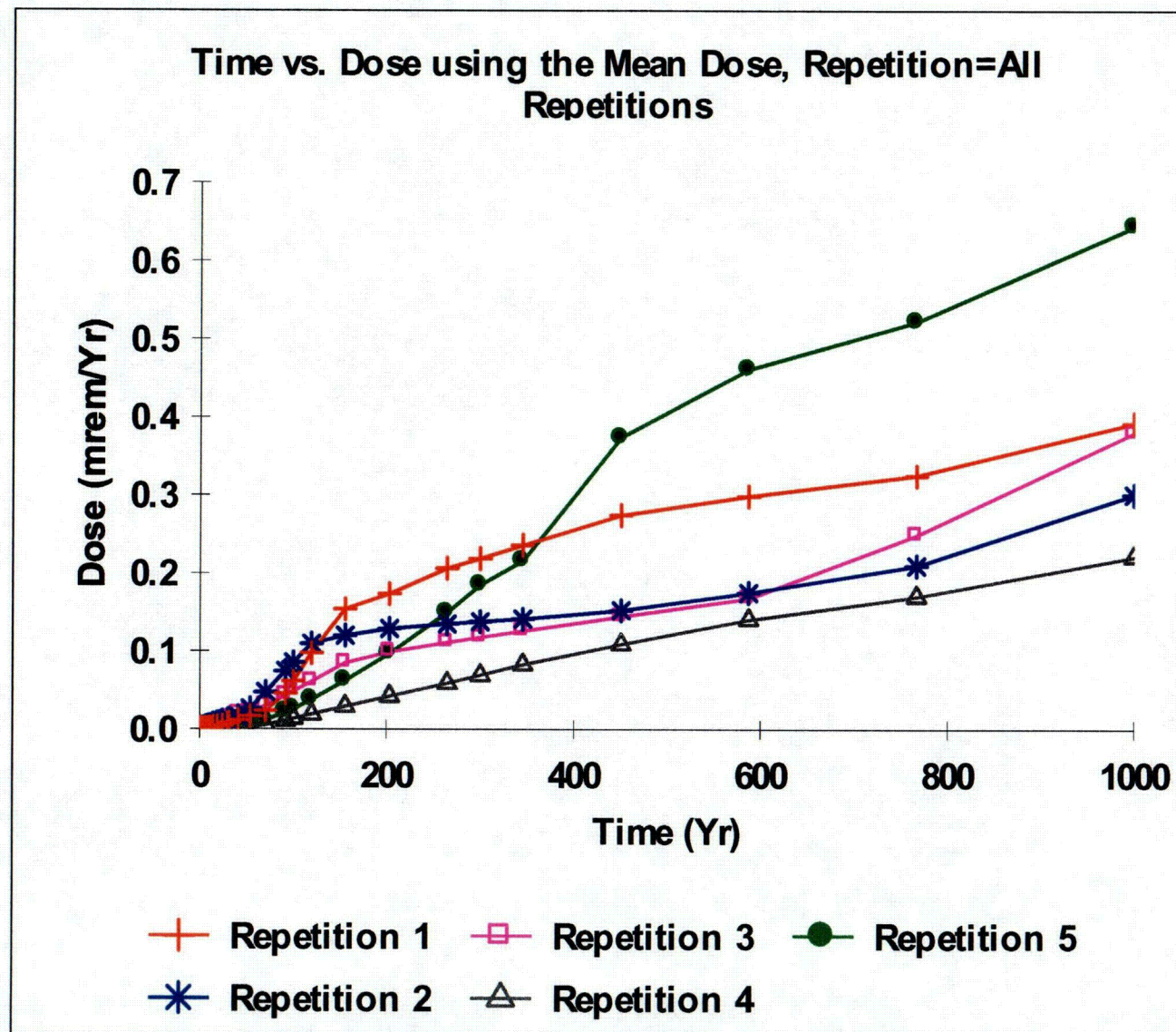


Figure 2 Projected Mean Annual Dose vs. Time—LCTS Leakage Scenario

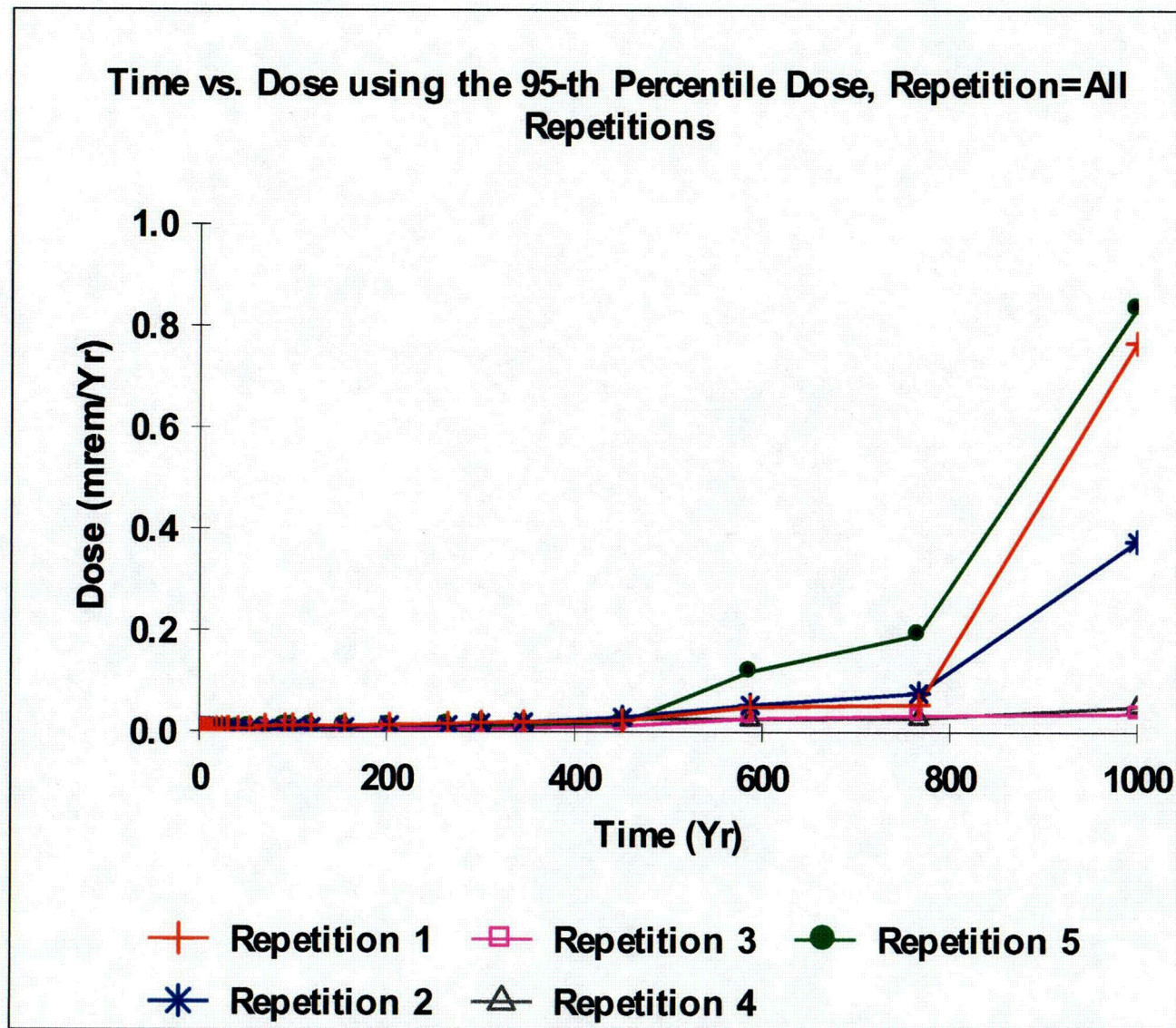


Figure 3 Projected 95th Percentile Annual Dose vs. Time—LCTS Leakage Scenario

Table of Contents

Part I: Mixture Sums and Single Radionuclide Guidelines

=====

Dose Conversion Factor (and Related) Parameter Summary ...	2
Site-Specific Parameter Summary	4
Summary of Pathway Selections	9
Contaminated Zone and Total Dose Summary	10
Total Dose Components	
Time = 0.000E+00	11
Time = 1.000E+00	12
Time = 3.000E+00	13
Time = 1.000E+01	14
Time = 3.000E+01	15
Time = 1.000E+02	16
Time = 3.000E+02	17
Time = 1.000E+03	18
Dose/Source Ratios Summed Over All Pathways	19
Single Radionuclide Soil Guidelines	19
Dose Per Nuclide Summed Over All Pathways	21
Soil Concentration Per Nuclide	22

Dose Conversion Factor (and Related) Parameter Summary
File: FGR 13 Morbidity

0 Menu	Parameter	Current Value	Default	Parameter Name
B-1	Dose conversion factors for inhalation, mrem/pCi:			
B-1	Pb-210+D	2.320E-02	2.320E-02	DCF2(1)
B-1	Ra-226+D	8.600E-03	8.600E-03	DCF2(2)
B-1	Ra-228+D	5.080E-03	5.080E-03	DCF2(3)
B-1	Th-228+D	3.450E-01	3.450E-01	DCF2(4)
B-1	Th-230	3.260E-01	3.260E-01	DCF2(5)
B-1	Th-232	1.640E+00	1.640E+00	DCF2(6)
D-1	Dose conversion factors for ingestion, mrem/pCi:			
D-1	Pb-210+D	7.270E-03	7.270E-03	DCF3(1)
D-1	Ra-226+D	1.330E-03	1.330E-03	DCF3(2)
D-1	Ra-228+D	1.440E-03	1.440E-03	DCF3(3)
D-1	Th-228+D	8.080E-04	8.080E-04	DCF3(4)
D-1	Th-230	5.480E-04	5.480E-04	DCF3(5)
D-1	Th-232	2.730E-03	2.730E-03	DCF3(6)
D-34	Food transfer factors:			
D-34	Pb-210+D , plant/soil concentration ratio, dimensionless	1.000E-02	1.000E-02	RTF(1,1)
D-34	Pb-210+D , beef/livestock-intake ratio, (pCi/kg)/(pCi/d)	8.000E-04	8.000E-04	RTF(1,2)
D-34	Pb-210+D , milk/livestock-intake ratio, (pCi/L)/(pCi/d)	3.000E-04	3.000E-04	RTF(1,3)
D-34				
D-34	Ra-226+D , plant/soil concentration ratio, dimensionless	4.000E-02	4.000E-02	RTF(2,1)
D-34	Ra-226+D , beef/livestock-intake ratio, (pCi/kg)/(pCi/d)	1.000E-03	1.000E-03	RTF(2,2)
D-34	Ra-226+D , milk/livestock-intake ratio, (pCi/L)/(pCi/d)	1.000E-03	1.000E-03	RTF(2,3)
D-34				
D-34	Ra-228+D , plant/soil concentration ratio, dimensionless	4.000E-02	4.000E-02	RTF(3,1)
D-34	Ra-228+D , beef/livestock-intake ratio, (pCi/kg)/(pCi/d)	1.000E-03	1.000E-03	RTF(3,2)
D-34	Ra-228+D , milk/livestock-intake ratio, (pCi/L)/(pCi/d)	1.000E-03	1.000E-03	RTF(3,3)
D-34				
D-34	Th-228+D , plant/soil concentration ratio, dimensionless	1.000E-03	1.000E-03	RTF(4,1)
D-34	Th-228+D , beef/livestock-intake ratio, (pCi/kg)/(pCi/d)	1.000E-04	1.000E-04	RTF(4,2)
D-34	Th-228+D , milk/livestock-intake ratio, (pCi/L)/(pCi/d)	5.000E-06	5.000E-06	RTF(4,3)
D-34				
D-34	Th-230 , plant/soil concentration ratio, dimensionless	1.000E-03	1.000E-03	RTF(5,1)
D-34	Th-230 , beef/livestock-intake ratio, (pCi/kg)/(pCi/d)	1.000E-04	1.000E-04	RTF(5,2)
D-34	Th-230 , milk/livestock-intake ratio, (pCi/L)/(pCi/d)	5.000E-06	5.000E-06	RTF(5,3)
D-34				
D-34	Th-232 , plant/soil concentration ratio, dimensionless	1.000E-03	1.000E-03	RTF(6,1)
D-34	Th-232 , beef/livestock-intake ratio, (pCi/kg)/(pCi/d)	1.000E-04	1.000E-04	RTF(6,2)
D-34	Th-232 , milk/livestock-intake ratio, (pCi/L)/(pCi/d)	5.000E-06	5.000E-06	RTF(6,3)
D-5	Bioaccumulation factors, fresh water, L/kg:			
D-5	Pb-210+D , fish	3.000E+02	3.000E+02	BIOFAC(1,1)
D-5	Pb-210+D , crustacea and mollusks	1.000E+02	1.000E+02	BIOFAC(1,2)
D-5	Ra-226+D , fish	5.000E+01	5.000E+01	BIOFAC(2,1)
D-5	Ra-226+D , crustacea and mollusks	2.500E+02	2.500E+02	BIOFAC(2,2)
D-5	Ra-228+D , fish	5.000E+01	5.000E+01	BIOFAC(3,1)
D-5	Ra-228+D , crustacea and mollusks	2.500E+02	2.500E+02	BIOFAC(3,2)

Dose Conversion Factor (and Related) Parameter Summary (continued)

File: FGR 13 Morbidity

0 Menu	Parameter	Current Value	Default	Parameter Name
D-5	Th-228+D , fish	1.000E+02	1.000E+02	BIOFAC(4,1)
D-5	Th-228+D , crustacea and mollusks	5.000E+02	5.000E+02	BIOFAC(4,2)
D-5				
D-5	Th-230 , fish	1.000E+02	1.000E+02	BIOFAC(5,1)
D-5	Th-230 , crustacea and mollusks	5.000E+02	5.000E+02	BIOFAC(5,2)
D-5				
D-5	Th-232 , fish	1.000E+02	1.000E+02	BIOFAC(6,1)
D-5	Th-232 , crustacea and mollusks	5.000E+02	5.000E+02	BIOFAC(6,2)
=====				

Site-Specific Parameter Summary					
0 Menu	Parameter	User Input	Default	Used by RESRAD (If different from user input)	Parameter Name
R011	Area of contaminated zone (m**2)	5.725E+03	1.000E+04	---	AREA
R011	Thickness of contaminated zone (m)	1.220E+00	2.000E+00	---	THICK0
R011	Length parallel to aquifer flow (m)	1.000E+02	1.000E+02	---	LCZPAQ
R011	Basic radiation dose limit (mrem/yr)	2.500E+01	2.500E+01	---	BRDL
R011	Time since placement of material (yr)	0.000E+00	0.000E+00	---	TI
R011	Times for calculations (yr)	1.000E+00	1.000E+00	---	T(2)
R011	Times for calculations (yr)	3.000E+00	3.000E+00	---	T(3)
R011	Times for calculations (yr)	1.000E+01	1.000E+01	---	T(4)
R011	Times for calculations (yr)	3.000E+01	3.000E+01	---	T(5)
R011	Times for calculations (yr)	1.000E+02	1.000E+02	---	T(6)
R011	Times for calculations (yr)	3.000E+02	3.000E+02	---	T(7)
R011	Times for calculations (yr)	1.000E+03	1.000E+03	---	T(8)
R011	Times for calculations (yr)	not used	0.000E+00	---	T(9)
R011	Times for calculations (yr)	not used	0.000E+00	---	T(10)
R012	Initial principal radionuclide (pCi/g): Pb-210	3.400E+03	0.000E+00	---	S1(1)
R012	Initial principal radionuclide (pCi/g): Ra-226	7.480E+03	0.000E+00	---	S1(2)
R012	Initial principal radionuclide (pCi/g): Ra-228	1.095E+05	0.000E+00	---	S1(3)
R012	Initial principal radionuclide (pCi/g): Th-228	1.095E+05	0.000E+00	---	S1(4)
R012	Initial principal radionuclide (pCi/g): Th-230	3.400E+05	0.000E+00	---	S1(5)
R012	Initial principal radionuclide (pCi/g): Th-232	1.095E+05	0.000E+00	---	S1(6)
R012	Concentration in groundwater (pCi/L): Pb-210	not used	0.000E+00	---	W1(1)
R012	Concentration in groundwater (pCi/L): Ra-226	not used	0.000E+00	---	W1(2)
R012	Concentration in groundwater (pCi/L): Ra-228	not used	0.000E+00	---	W1(3)
R012	Concentration in groundwater (pCi/L): Th-228	not used	0.000E+00	---	W1(4)
R012	Concentration in groundwater (pCi/L): Th-230	not used	0.000E+00	---	W1(5)
R012	Concentration in groundwater (pCi/L): Th-232	not used	0.000E+00	---	W1(6)
R013	Cover depth (m)	1.520E+00	0.000E+00	---	COVER0
R013	Density of cover material (g/cm**3)	1.970E+00	1.500E+00	---	DENSCV
R013	Cover depth erosion rate (m/yr)	3.000E-06	1.000E-03	---	VCV
R013	Density of contaminated zone (g/cm**3)	1.650E+00	1.500E+00	---	DENSCZ
R013	Contaminated zone erosion rate (m/yr)	3.000E-06	1.000E-03	---	VCZ
R013	Contaminated zone total porosity	4.000E-01	4.000E-01	---	TPCZ
R013	Contaminated zone field capacity	2.000E-01	2.000E-01	---	FCCZ
R013	Contaminated zone hydraulic conductivity (m/yr)	2.000E+03	1.000E+01	---	HCCZ
R013	Contaminated zone b parameter	5.300E+00	5.300E+00	---	BCZ
R013	Average annual wind speed (m/sec)	1.920E+00	2.000E+00	---	WIND
R013	Humidity in air (g/m**3)	not used	8.000E+00	---	HUMID
R013	Evapotranspiration coefficient	6.000E-01	5.000E-01	---	EVAPTR
R013	Precipitation (m/yr)	7.100E-01	1.000E+00	---	PRECIP
R013	Irrigation (m/yr)	2.500E-02	2.000E-01	---	RI
R013	Irrigation mode	overhead	overhead	---	IDITCH
R013	Runoff coefficient	3.200E-01	2.000E-01	---	RUNOFF
R013	Watershed area for nearby stream or pond (m**2)	1.000E+06	1.000E+06	---	WAREA
R013	Accuracy for water/soil computations	1.000E-03	1.000E-03	---	EPS
R014	Density of saturated zone (g/cm**3)	1.650E+00	1.500E+00	---	DENSAQ
R014	Saturated zone total porosity	4.000E-01	4.000E-01	---	TPSZ
R014	Saturated zone effective porosity	3.500E-01	2.000E-01	---	EPSZ

Site-Specific Parameter Summary (continued)					
0 Menu	Parameter	User Input	Default	Used by RESRAD (If different from user input)	Parameter Name
R014	Saturated zone field capacity	2.000E-01	2.000E-01	---	FCSZ
R014	Saturated zone hydraulic conductivity (m/yr)	1.000E+01	1.000E+02	---	HCSZ
R014	Saturated zone hydraulic gradient	2.000E-02	2.000E-02	---	HGWT
R014	Saturated zone b parameter	5.300E+00	5.300E+00	---	BSZ
R014	Water table drop rate (m/yr)	1.000E-03	1.000E-03	---	VWT
R014	Well pump intake depth (m below water table)	1.000E+01	1.000E+01	---	DWIBWT
R014	Model: Nondispersion (ND) or Mass-Balance (MB)	ND	ND	---	MODEL
R014	Well pumping rate (m**3/yr)	2.500E+02	2.500E+02	---	UW
R015	Number of unsaturated zone strata	1	1	---	NS
R015	Unsat. zone 1, thickness (m)	1.520E+00	4.000E+00	---	H(1)
R015	Unsat. zone 1, soil density (g/cm**3)	1.650E+00	1.500E+00	---	DENSUZ(1)
R015	Unsat. zone 1, total porosity	4.000E-01	4.000E-01	---	TPUZ(1)
R015	Unsat. zone 1, effective porosity	2.000E-01	2.000E-01	---	EPUZ(1)
R015	Unsat. zone 1, field capacity	2.000E-01	2.000E-01	---	FCUZ(1)
R015	Unsat. zone 1, soil-specific b parameter	5.300E+00	5.300E+00	---	BUZ(1)
R015	Unsat. zone 1, hydraulic conductivity (m/yr)	1.000E+01	1.000E+01	---	HCUZ(1)
R016	Distribution coefficients for Pb-210				
R016	Contaminated zone (cm**3/g)	1.000E+02	1.000E+02	---	DCNUCC(1)
R016	Unsat. zone 1 (cm**3/g)	1.000E+02	1.000E+02	---	DCNUCU(1,1)
R016	Saturated zone (cm**3/g)	1.000E+02	1.000E+02	---	DCNUCS(1)
R016	Leach rate (/yr)	0.000E+00	0.000E+00	1.008E-03	ALEACH(1)
R016	Solubility constant	0.000E+00	0.000E+00	not used	SOLUBK(1)
R016	Distribution coefficients for Ra-226				
R016	Contaminated zone (cm**3/g)	7.000E+01	7.000E+01	---	DCNUCC(2)
R016	Unsat. zone 1 (cm**3/g)	7.000E+01	7.000E+01	---	DCNUCU(2,1)
R016	Saturated zone (cm**3/g)	7.000E+01	7.000E+01	---	DCNUCS(2)
R016	Leach rate (/yr)	0.000E+00	0.000E+00	1.439E-03	ALEACH(2)
R016	Solubility constant	0.000E+00	0.000E+00	not used	SOLUBK(2)
R016	Distribution coefficients for Ra-228				
R016	Contaminated zone (cm**3/g)	7.000E+01	7.000E+01	---	DCNUCC(3)
R016	Unsat. zone 1 (cm**3/g)	7.000E+01	7.000E+01	---	DCNUCU(3,1)
R016	Saturated zone (cm**3/g)	7.000E+01	7.000E+01	---	DCNUCS(3)
R016	Leach rate (/yr)	0.000E+00	0.000E+00	1.439E-03	ALEACH(3)
R016	Solubility constant	0.000E+00	0.000E+00	not used	SOLUBK(3)
R016	Distribution coefficients for Th-228				
R016	Contaminated zone (cm**3/g)	6.000E+04	6.000E+04	---	DCNUCC(4)
R016	Unsat. zone 1 (cm**3/g)	6.000E+04	6.000E+04	---	DCNUCU(4,1)
R016	Saturated zone (cm**3/g)	6.000E+04	6.000E+04	---	DCNUCS(4)
R016	Leach rate (/yr)	0.000E+00	0.000E+00	1.682E-06	ALEACH(4)
R016	Solubility constant	0.000E+00	0.000E+00	not used	SOLUBK(4)

Site-Specific Parameter Summary (continued)					
0 Menu	Parameter	User Input	Default	Used by RESRAD (If different from user input)	Parameter Name
R016	Distribution coefficients for Th-230				
R016	Contaminated zone (cm**3/g)	6.000E+04	6.000E+04	---	DCNUCC(5)
R016	Unsaturated zone 1 (cm**3/g)	6.000E+04	6.000E+04	---	DCNUCU(5,1)
R016	Saturated zone (cm**3/g)	6.000E+04	6.000E+04	---	DCNUCS(5)
R016	Leach rate (/yr)	0.000E+00	0.000E+00	1.682E-06	ALEACH(5)
R016	Solubility constant	0.000E+00	0.000E+00	not used	SOLUBK(5)
R016	Distribution coefficients for Th-232				
R016	Contaminated zone (cm**3/g)	6.000E+04	6.000E+04	---	DCNUCC(6)
R016	Unsaturated zone 1 (cm**3/g)	6.000E+04	6.000E+04	---	DCNUCU(6,1)
R016	Saturated zone (cm**3/g)	6.000E+04	6.000E+04	---	DCNUCS(6)
R016	Leach rate (/yr)	0.000E+00	0.000E+00	1.682E-06	ALEACH(6)
R016	Solubility constant	0.000E+00	0.000E+00	not used	SOLUBK(6)
R017	Inhalation rate (m**3/yr)	8.400E+03	8.400E+03	---	INHALR
R017	Mass loading for inhalation (g/m**3)	1.000E-04	1.000E-04	---	MLINH
R017	Exposure duration	3.000E+01	3.000E+01	---	ED
R017	Shielding factor, inhalation	4.000E-01	4.000E-01	---	SHF3
R017	Shielding factor, external gamma	7.000E-01	7.000E-01	---	SHF1
R017	Fraction of time spent indoors	0.000E+00	5.000E-01	---	FIND
R017	Fraction of time spent outdoors (on site)	2.850E-02	2.500E-01	---	FOTD
R017	Shape factor flag, external gamma	1.000E+00	1.000E+00	>0 shows circular AREA.	FS
R017	Radial of shape factor array (used if FS = -1):				
R017	Outer annular radius (m), ring 1:	not used	5.000E+01	---	RAD_SHAPE(1)
R017	Outer annular radius (m), ring 2:	not used	7.071E+01	---	RAD_SHAPE(2)
R017	Outer annular radius (m), ring 3:	not used	0.000E+00	---	RAD_SHAPE(3)
R017	Outer annular radius (m), ring 4:	not used	0.000E+00	---	RAD_SHAPE(4)
R017	Outer annular radius (m), ring 5:	not used	0.000E+00	---	RAD_SHAPE(5)
R017	Outer annular radius (m), ring 6:	not used	0.000E+00	---	RAD_SHAPE(6)
R017	Outer annular radius (m), ring 7:	not used	0.000E+00	---	RAD_SHAPE(7)
R017	Outer annular radius (m), ring 8:	not used	0.000E+00	---	RAD_SHAPE(8)
R017	Outer annular radius (m), ring 9:	not used	0.000E+00	---	RAD_SHAPE(9)
R017	Outer annular radius (m), ring 10:	not used	0.000E+00	---	RAD_SHAPE(10)
R017	Outer annular radius (m), ring 11:	not used	0.000E+00	---	RAD_SHAPE(11)
R017	Outer annular radius (m), ring 12:	not used	0.000E+00	---	RAD_SHAPE(12)
R017	Fractions of annular areas within AREA:				
R017	Ring 1	not used	1.000E+00	---	FRACA(1)
R017	Ring 2	not used	2.732E-01	---	FRACA(2)
R017	Ring 3	not used	0.000E+00	---	FRACA(3)
R017	Ring 4	not used	0.000E+00	---	FRACA(4)
R017	Ring 5	not used	0.000E+00	---	FRACA(5)
R017	Ring 6	not used	0.000E+00	---	FRACA(6)
R017	Ring 7	not used	0.000E+00	---	FRACA(7)
R017	Ring 8	not used	0.000E+00	---	FRACA(8)
R017	Ring 9	not used	0.000E+00	---	FRACA(9)
R017	Ring 10	not used	0.000E+00	---	FRACA(10)
R017	Ring 11	not used	0.000E+00	---	FRACA(11)
R017	Ring 12	not used	0.000E+00	---	FRACA(12)

Site-Specific Parameter Summary (continued)					
0 Menu	Parameter	User Input	Default	Used by RESRAD (If different from user input)	Parameter Name
R018	Fruits, vegetables and grain consumption (kg/yr)	1.600E+02	1.600E+02	---	DIET(1)
R018	Leafy vegetable consumption (kg/yr)	1.400E+01	1.400E+01	---	DIET(2)
R018	Milk consumption (L/yr)	not used	9.200E+01	---	DIET(3)
R018	Meat and poultry consumption (kg/yr)	6.300E+01	6.300E+01	---	DIET(4)
R018	Fish consumption (kg/yr)	5.400E+00	5.400E+00	---	DIET(5)
R018	Other seafood consumption (kg/yr)	9.000E-01	9.000E-01	---	DIET(6)
R018	Soil ingestion rate (g/yr)	1.830E+01	3.650E+01	---	SOIL
R018	Drinking water intake (L/yr)	not used	5.100E+02	---	DWI
R018	Contamination fraction of drinking water	not used	1.000E+00	---	FDW
R018	Contamination fraction of household water	not used	1.000E+00	---	FHHW
R018	Contamination fraction of livestock water	0.000E+00	1.000E+00	---	FLW
R018	Contamination fraction of irrigation water	0.000E+00	1.000E+00	---	FIRW
R018	Contamination fraction of aquatic food	5.000E-01	5.000E-01	---	FR9
R018	Contamination fraction of plant food	2.850E-02	-1	---	FPLANT
R018	Contamination fraction of meat	3.000E-01	-1	---	FMEAT
R018	Contamination fraction of milk	not used	-1	---	FMILK
R019	Livestock fodder intake for meat (kg/day)	6.800E+01	6.800E+01	---	LFIS
R019	Livestock fodder intake for milk (kg/day)	not used	5.500E+01	---	LFIS
R019	Livestock water intake for meat (L/day)	5.000E+01	5.000E+01	---	LWIS
R019	Livestock water intake for milk (L/day)	not used	1.600E+02	---	LWIS
R019	Livestock soil intake (kg/day)	5.000E-01	5.000E-01	---	LSI
R019	Mass loading for foliar deposition (g/m**3)	1.000E-04	1.000E-04	---	MLFD
R019	Depth of soil mixing layer (m)	1.500E-01	1.500E-01	---	DM
R019	Depth of roots (m)	2.500E-01	9.000E-01	---	DROOT
R019	Drinking water fraction from ground water	not used	1.000E+00	---	FGWDW
R019	Household water fraction from ground water	not used	1.000E+00	---	FGWHH
R019	Livestock water fraction from ground water	0.000E+00	1.000E+00	---	FGWLW
R019	Irrigation fraction from ground water	0.000E+00	1.000E+00	---	FGWIR
R19B	Wet weight crop yield for Non-Leafy (kg/m**2)	7.000E-01	7.000E-01	---	YV(1)
R19B	Wet weight crop yield for Leafy (kg/m**2)	1.500E+00	1.500E+00	---	YV(2)
R19B	Wet weight crop yield for Fodder (kg/m**2)	1.100E+00	1.100E+00	---	YV(3)
R19B	Growing Season for Non-Leafy (years)	1.700E-01	1.700E-01	---	TE(1)
R19B	Growing Season for Leafy (years)	2.500E-01	2.500E-01	---	TE(2)
R19B	Growing Season for Fodder (years)	8.000E-02	8.000E-02	---	TE(3)
R19B	Translocation Factor for Non-Leafy	1.000E-01	1.000E-01	---	TIV(1)
R19B	Translocation Factor for Leafy	1.000E+00	1.000E+00	---	TIV(2)
R19B	Translocation Factor for Fodder	1.000E+00	1.000E+00	---	TIV(3)
R19B	Dry Foliar Interception Fraction for Non-Leafy	2.500E-01	2.500E-01	---	RDRY(1)
R19B	Dry Foliar Interception Fraction for Leafy	2.500E-01	2.500E-01	---	RDRY(2)
R19B	Dry Foliar Interception Fraction for Fodder	2.500E-01	2.500E-01	---	RDRY(3)
R19B	Wet Foliar Interception Fraction for Non-Leafy	2.500E-01	2.500E-01	---	RWET(1)
R19B	Wet Foliar Interception Fraction for Leafy	2.500E-01	2.500E-01	---	RWET(2)
R19B	Wet Foliar Interception Fraction for Fodder	2.500E-01	2.500E-01	---	RWET(3)
R19B	Weathering Removal Constant for Vegetation	2.000E+01	2.000E+01	---	WLAM
C14	C-12 concentration in water (g/cm**3)	not used	2.000E-05	---	C12WTR
C14	C-12 concentration in contaminated soil (g/g)	not used	3.000E-02	---	C12CZ
C14	Fraction of vegetation carbon from soil	not used	2.000E-02	---	CSOIL

Site-Specific Parameter Summary (continued)					
0 Menu	Parameter	User Input	Default	Used by RESRAD (If different from user input)	Parameter Name
C14	Fraction of vegetation carbon from air	not used	9.800E-01	---	CAIR
C14	C-14 evasion layer thickness in soil (m)	not used	3.000E-01	---	DMC
C14	C-14 evasion flux rate from soil (1/sec)	not used	7.000E-07	---	EVSN
C14	C-12 evasion flux rate from soil (1/sec)	not used	1.000E-10	---	REVSN
C14	Fraction of grain in beef cattle feed	not used	8.000E-01	---	AVFG4
C14	Fraction of grain in milk cow feed	not used	2.000E-01	---	AVFG5
C14	DCF correction factor for gaseous forms of C14	not used	8.894E+01	---	CO2F
STOR	Storage times of contaminated foodstuffs (days):				
STOR	Fruits, non-leafy vegetables, and grain	1.400E+01	1.400E+01	---	STOR_T(1)
STOR	Leafy vegetables	1.000E+00	1.000E+00	---	STOR_T(2)
STOR	Milk	1.000E+00	1.000E+00	---	STOR_T(3)
STOR	Meat and poultry	2.000E+01	2.000E+01	---	STOR_T(4)
STOR	Fish	7.000E+00	7.000E+00	---	STOR_T(5)
STOR	Crustacea and mollusks	7.000E+00	7.000E+00	---	STOR_T(6)
STOR	Well water	1.000E+00	1.000E+00	---	STOR_T(7)
STOR	Surface water	1.000E+00	1.000E+00	---	STOR_T(8)
STOR	Livestock fodder	4.500E+01	4.500E+01	---	STOR_T(9)
R021	Thickness of building foundation (m)	not used	1.500E-01	---	FLOOR1
R021	Bulk density of building foundation (g/cm**3)	not used	2.400E+00	---	DENSFL
R021	Total porosity of the cover material	not used	4.000E-01	---	TPCV
R021	Total porosity of the building foundation	not used	1.000E-01	---	TPFL
R021	Volumetric water content of the cover material	not used	5.000E-02	---	PH2OCV
R021	Volumetric water content of the foundation	not used	3.000E-02	---	PH2OFL
R021	Diffusion coefficient for radon gas (m/sec):				
R021	in cover material	not used	2.000E-06	---	DIFCV
R021	in foundation material	not used	3.000E-07	---	DIFFL
R021	in contaminated zone soil	not used	2.000E-06	---	DIFCZ
R021	Radon vertical dimension of mixing (m)	not used	2.000E+00	---	HMIX
R021	Average building air exchange rate (1/hr)	not used	5.000E-01	---	REXG
R021	Height of the building (room) (m)	not used	2.500E+00	---	HRM
R021	Building interior area factor	not used	0.000E+00	---	FAI
R021	Building depth below ground surface (m)	not used	-1.000E+00	---	DMFL
R021	Emanating power of Rn-222 gas	not used	2.500E-01	---	EMANA(1)
R021	Emanating power of Rn-220 gas	not used	1.500E-01	---	EMANA(2)
TITL	Number of graphical time points	32	---	---	NPTS
TITL	Maximum number of integration points for dose	17	---	---	LYMAX
TITL	Maximum number of integration points for risk	1	---	---	KYMAX

Summary of Pathway Selections

Pathway	User Selection
1 -- external gamma	active
2 -- inhalation (w/o radon)	active
3 -- plant ingestion	active
4 -- meat ingestion	active
5 -- milk ingestion	suppressed
6 -- aquatic foods	active
7 -- drinking water	suppressed
8 -- soil ingestion	active
9 -- radon	suppressed
Find peak pathway doses	active
=====	

Contaminated Zone Dimensions

Area: 5725.00 square meters
Thickness: 1.22 meters
Cover Depth: 1.52 meters

Initial Soil Concentrations, pCi/g

Pb-210	3.400E+03
Ra-226	7.480E+03
Ra-228	1.095E+05
Th-228	1.095E+05
Th-230	3.400E+05
Th-232	1.095E+05

0

Total Dose TDOSE(t), mrem/yr

Basic Radiation Dose Limit = 2.500E+01 mrem/yr

Total Mixture Sum $M(t)$ = Fraction of Basic Dose Limit Received at Time (t)

t (years):	0.000E+00	1.000E+00	3.000E+00	1.000E+01	3.000E+01	1.000E+02	3.000E+02	1.000E+03
TDOSE(t):	5.309E-06	5.308E-06	5.302E-06	5.281E-06	5.275E-06	5.328E-06	5.462E-06	3.427E+01
M(t):	2.124E-07	2.123E-07	2.121E-07	2.112E-07	2.110E-07	2.131E-07	2.185E-07	1.371E+00
0Maximum TDOSE(t): 3.427E+01 mrem/yr at t = 1.000E+03 years								

Total Dose Contributions TDOSE(i,p,t) for Individual Radionuclides (i) and Pathways (p)															
As mrem/yr and Fraction of Total Dose At t = 0.000E+00 years															
Water Independent Pathways (Inhalation excludes radon)															
0	Ground		Inhalation		Radon		Plant		Meat		Milk		Soil		
0	Radio-														
	Nuclide	mrem/yr	fract.	mrem/yr	fract.	mrem/yr	fract.	mrem/yr	fract.	mrem/yr	fract.	mrem/yr	fract.	mrem/yr	fract.
	Pb-210	7.644E-24	0.0000	0.000E+00	0.0000	0.000E+00	0.0000	0.000E+00	0.0000	0.000E+00	0.0000	0.000E+00	0.0000	0.000E+00	0.0000
	Ra-226	3.556E-08	0.0067	0.000E+00	0.0000	0.000E+00	0.0000	0.000E+00	0.0000	0.000E+00	0.0000	0.000E+00	0.0000	0.000E+00	0.0000
	Ra-228	8.642E-07	0.1628	0.000E+00	0.0000	0.000E+00	0.0000	0.000E+00	0.0000	0.000E+00	0.0000	0.000E+00	0.0000	0.000E+00	0.0000
	Th-228	4.372E-06	0.8234	0.000E+00	0.0000	0.000E+00	0.0000	0.000E+00	0.0000	0.000E+00	0.0000	0.000E+00	0.0000	0.000E+00	0.0000
	Th-230	3.502E-10	0.0001	0.000E+00	0.0000	0.000E+00	0.0000	0.000E+00	0.0000	0.000E+00	0.0000	0.000E+00	0.0000	0.000E+00	0.0000
	Th-232	3.729E-08	0.0070	0.000E+00	0.0000	0.000E+00	0.0000	0.000E+00	0.0000	0.000E+00	0.0000	0.000E+00	0.0000	0.000E+00	0.0000
	=====	=====	=====	=====	=====	=====	=====	=====	=====	=====	=====	=====	=====	=====	=====
	Total	5.309E-06	1.0000	0.000E+00	0.0000	0.000E+00	0.0000	0.000E+00	0.0000	0.000E+00	0.0000	0.000E+00	0.0000	0.000E+00	0.0000

Total Dose Contributions TDOSE(i,p,t) for Individual Radionuclides (i) and Pathways (p)														
As mrem/yr and Fraction of Total Dose At t = 0.000E+00 years														
Water Dependent Pathways														
	Water		Fish		Radon		Plant		Meat		Milk		All Pathways*	
Radio- Nuclide	mrem/yr	fract.	mrem/yr	fract.	mrem/yr	fract.	mrem/yr	fract.	mrem/yr	fract.	mrem/yr	fract.	mrem/yr	fract.
Pb-210	0.000E+00	0.0000	0.000E+00	0.0000	0.000E+00	0.0000	0.000E+00	0.0000	0.000E+00	0.0000	0.000E+00	0.0000	7.644E-24	0.0000
Ra-226	0.000E+00	0.0000	0.000E+00	0.0000	0.000E+00	0.0000	0.000E+00	0.0000	0.000E+00	0.0000	0.000E+00	0.0000	3.556E-08	0.0067
Ra-228	0.000E+00	0.0000	0.000E+00	0.0000	0.000E+00	0.0000	0.000E+00	0.0000	0.000E+00	0.0000	0.000E+00	0.0000	8.642E-07	0.1628
Th-228	0.000E+00	0.0000	0.000E+00	0.0000	0.000E+00	0.0000	0.000E+00	0.0000	0.000E+00	0.0000	0.000E+00	0.0000	4.372E-06	0.8234
Th-230	0.000E+00	0.0000	0.000E+00	0.0000	0.000E+00	0.0000	0.000E+00	0.0000	0.000E+00	0.0000	0.000E+00	0.0000	3.502E-10	0.0001
Th-232	0.000E+00	0.0000	0.000E+00	0.0000	0.000E+00	0.0000	0.000E+00	0.0000	0.000E+00	0.0000	0.000E+00	0.0000	3.729E-08	0.0070
=====	=====	=====	=====	=====	=====	=====	=====	=====	=====	=====	=====	=====	=====	=====
Total	0.000E+00	0.0000	0.000E+00	0.0000	0.000E+00	0.0000	0.000E+00	0.0000	0.000E+00	0.0000	0.000E+00	0.0000	5.309E-06	1.0000

0*Sum of all water independent and dependent pathways.

Total Dose Contributions TDOSE(i,p,t) for Individual Radionuclides (i) and Pathways (p)															
As mrem/yr and Fraction of Total Dose At t = 1.000E+00 years															
Water Independent Pathways (Inhalation excludes radon)															
0	Ground		Inhalation		Radon		Plant		Meat		Milk		Soil		
0	Radio-														
	Nuclide	mrem/yr	fract.	mrem/yr	fract.	mrem/yr	fract.	mrem/yr	fract.	mrem/yr	fract.	mrem/yr	fract.	mrem/yr	fract.
	Pb-210	7.403E-24	0.0000	0.000E+00	0.0000	0.000E+00	0.0000	0.000E+00	0.0000	0.000E+00	0.0000	0.000E+00	0.0000	0.000E+00	0.0000
	Ra-226	3.549E-08	0.0067	0.000E+00	0.0000	0.000E+00	0.0000	0.000E+00	0.0000	0.000E+00	0.0000	0.000E+00	0.0000	0.000E+00	0.0000
	Ra-228	2.011E-06	0.3789	0.000E+00	0.0000	0.000E+00	0.0000	0.000E+00	0.0000	0.000E+00	0.0000	0.000E+00	0.0000	0.000E+00	0.0000
	Th-228	3.043E-06	0.5733	0.000E+00	0.0000	0.000E+00	0.0000	0.000E+00	0.0000	0.000E+00	0.0000	0.000E+00	0.0000	0.000E+00	0.0000
	Th-230	1.050E-09	0.0002	0.000E+00	0.0000	0.000E+00	0.0000	0.000E+00	0.0000	0.000E+00	0.0000	0.000E+00	0.0000	0.000E+00	0.0000
	Th-232	2.168E-07	0.0409	0.000E+00	0.0000	0.000E+00	0.0000	0.000E+00	0.0000	0.000E+00	0.0000	0.000E+00	0.0000	0.000E+00	0.0000
	=====	=====	=====	=====	=====	=====	=====	=====	=====	=====	=====	=====	=====	=====	=====
	Total	5.308E-06	1.0000	0.000E+00	0.0000	0.000E+00	0.0000	0.000E+00	0.0000	0.000E+00	0.0000	0.000E+00	0.0000	0.000E+00	0.0000

Total Dose Contributions TDOSE(i,p,t) for Individual Radionuclides (i) and Pathways (p)														
As mrem/yr and Fraction of Total Dose At t = 1.000E+00 years														
Water Dependent Pathways														
	Water		Fish		Radon		Plant		Meat		Milk		All Pathways*	
Radio- Nuclide	mrem/yr	fract.	mrem/yr	fract.	mrem/yr	fract.	mrem/yr	fract.	mrem/yr	fract.	mrem/yr	fract.	mrem/yr	fract.
Pb-210	0.000E+00	0.0000	0.000E+00	0.0000	0.000E+00	0.0000	0.000E+00	0.0000	0.000E+00	0.0000	0.000E+00	0.0000	7.403E-24	0.0000
Ra-226	0.000E+00	0.0000	0.000E+00	0.0000	0.000E+00	0.0000	0.000E+00	0.0000	0.000E+00	0.0000	0.000E+00	0.0000	3.549E-08	0.0067
Ra-228	0.000E+00	0.0000	0.000E+00	0.0000	0.000E+00	0.0000	0.000E+00	0.0000	0.000E+00	0.0000	0.000E+00	0.0000	2.011E-06	0.3789
Th-228	0.000E+00	0.0000	0.000E+00	0.0000	0.000E+00	0.0000	0.000E+00	0.0000	0.000E+00	0.0000	0.000E+00	0.0000	3.043E-06	0.5733
Th-230	0.000E+00	0.0000	0.000E+00	0.0000	0.000E+00	0.0000	0.000E+00	0.0000	0.000E+00	0.0000	0.000E+00	0.0000	1.050E-09	0.0002
Th-232	0.000E+00	0.0000	0.000E+00	0.0000	0.000E+00	0.0000	0.000E+00	0.0000	0.000E+00	0.0000	0.000E+00	0.0000	2.168E-07	0.0409
=====	=====	=====	=====	=====	=====	=====	=====	=====	=====	=====	=====	=====	=====	=====
Total	0.000E+00	0.0000	0.000E+00	0.0000	0.000E+00	0.0000	0.000E+00	0.0000	0.000E+00	0.0000	0.000E+00	0.0000	5.308E-06	1.0000

0*Sum of all water independent and dependent pathways.

Total Dose Contributions TDOSE(i,p,t) for Individual Radionuclides (i) and Pathways (p)															
As mrem/yr and Fraction of Total Dose At t = 3.000E+00 years															
Water Independent Pathways (Inhalation excludes radon)															
0	Ground		Inhalation		Radon		Plant		Meat		Milk		Soil		
0	Radio-														
	Nuclide	mrem/yr	fract.	mrem/yr	fract.	mrem/yr	fract.	mrem/yr	fract.	mrem/yr	fract.	mrem/yr	fract.	mrem/yr	fract.
	Pb-210	6.944E-24	0.0000	0.000E+00	0.0000	0.000E+00	0.0000	0.000E+00	0.0000	0.000E+00	0.0000	0.000E+00	0.0000	0.000E+00	0.0000
	Ra-226	3.536E-08	0.0067	0.000E+00	0.0000	0.000E+00	0.0000	0.000E+00	0.0000	0.000E+00	0.0000	0.000E+00	0.0000	0.000E+00	0.0000
	Ra-228	2.948E-06	0.5560	0.000E+00	0.0000	0.000E+00	0.0000	0.000E+00	0.0000	0.000E+00	0.0000	0.000E+00	0.0000	0.000E+00	0.0000
	Th-228	1.475E-06	0.2781	0.000E+00	0.0000	0.000E+00	0.0000	0.000E+00	0.0000	0.000E+00	0.0000	0.000E+00	0.0000	0.000E+00	0.0000
	Th-230	2.445E-09	0.0005	0.000E+00	0.0000	0.000E+00	0.0000	0.000E+00	0.0000	0.000E+00	0.0000	0.000E+00	0.0000	0.000E+00	0.0000
	Th-232	8.418E-07	0.1588	0.000E+00	0.0000	0.000E+00	0.0000	0.000E+00	0.0000	0.000E+00	0.0000	0.000E+00	0.0000	0.000E+00	0.0000
	=====	=====	=====	=====	=====	=====	=====	=====	=====	=====	=====	=====	=====	=====	=====
	Total	5.302E-06	1.0000	0.000E+00	0.0000	0.000E+00	0.0000	0.000E+00	0.0000	0.000E+00	0.0000	0.000E+00	0.0000	0.000E+00	0.0000

Total Dose Contributions TDOSE(i,p,t) for Individual Radionuclides (i) and Pathways (p)														
As mrem/yr and Fraction of Total Dose At t = 3.000E+00 years														
Water Dependent Pathways														
	Water		Fish		Radon		Plant		Meat		Milk		All Pathways*	
Radio- Nuclide	mrem/yr	fract.	mrem/yr	fract.	mrem/yr	fract.	mrem/yr	fract.	mrem/yr	fract.	mrem/yr	fract.	mrem/yr	fract.
Pb-210	0.000E+00	0.0000	0.000E+00	0.0000	0.000E+00	0.0000	0.000E+00	0.0000	0.000E+00	0.0000	0.000E+00	0.0000	6.944E-24	0.0000
Ra-226	0.000E+00	0.0000	0.000E+00	0.0000	0.000E+00	0.0000	0.000E+00	0.0000	0.000E+00	0.0000	0.000E+00	0.0000	3.536E-08	0.0067
Ra-228	0.000E+00	0.0000	0.000E+00	0.0000	0.000E+00	0.0000	0.000E+00	0.0000	0.000E+00	0.0000	0.000E+00	0.0000	2.948E-06	0.5560
Th-228	0.000E+00	0.0000	0.000E+00	0.0000	0.000E+00	0.0000	0.000E+00	0.0000	0.000E+00	0.0000	0.000E+00	0.0000	1.475E-06	0.2781
Th-230	0.000E+00	0.0000	0.000E+00	0.0000	0.000E+00	0.0000	0.000E+00	0.0000	0.000E+00	0.0000	0.000E+00	0.0000	2.445E-09	0.0005
Th-232	0.000E+00	0.0000	0.000E+00	0.0000	0.000E+00	0.0000	0.000E+00	0.0000	0.000E+00	0.0000	0.000E+00	0.0000	8.418E-07	0.1588
=====	=====	=====	=====	=====	=====	=====	=====	=====	=====	=====	=====	=====	=====	=====
Total	0.000E+00	0.0000	0.000E+00	0.0000	0.000E+00	0.0000	0.000E+00	0.0000	0.000E+00	0.0000	0.000E+00	0.0000	5.302E-06	1.0000

0*Sum of all water independent and dependent pathways.

Total Dose Contributions TDOSE(i,p,t) for Individual Radionuclides (i) and Pathways (p)														
As mrem/yr and Fraction of Total Dose At t = 1.000E+01 years														
Water Independent Pathways (Inhalation excludes radon)														
0	Ground		Inhalation		Radon		Plant		Meat		Milk		Soil	
0														
Radio-														
Nuclide	mrem/yr	fract.	mrem/yr	fract.	mrem/yr	fract.	mrem/yr	fract.	mrem/yr	fract.	mrem/yr	fract.	mrem/yr	fract.
Pb-210	5.551E-24	0.0000	0.000E+00	0.0000	0.000E+00	0.0000	0.000E+00	0.0000	0.000E+00	0.0000	0.000E+00	0.0000	0.000E+00	0.0000
Ra-226	3.491E-08	0.0066	0.000E+00	0.0000	0.000E+00	0.0000	0.000E+00	0.0000	0.000E+00	0.0000	0.000E+00	0.0000	0.000E+00	0.0000
Ra-228	2.026E-06	0.3837	0.000E+00	0.0000	0.000E+00	0.0000	0.000E+00	0.0000	0.000E+00	0.0000	0.000E+00	0.0000	0.000E+00	0.0000
Th-228	1.168E-07	0.0221	0.000E+00	0.0000	0.000E+00	0.0000	0.000E+00	0.0000	0.000E+00	0.0000	0.000E+00	0.0000	0.000E+00	0.0000
Th-230	7.290E-09	0.0014	0.000E+00	0.0000	0.000E+00	0.0000	0.000E+00	0.0000	0.000E+00	0.0000	0.000E+00	0.0000	0.000E+00	0.0000
Th-232	3.096E-06	0.5862	0.000E+00	0.0000	0.000E+00	0.0000	0.000E+00	0.0000	0.000E+00	0.0000	0.000E+00	0.0000	0.000E+00	0.0000
=====	=====	=====	=====	=====	=====	=====	=====	=====	=====	=====	=====	=====	=====	=====
Total	5.281E-06	1.0000	0.000E+00	0.0000	0.000E+00	0.0000	0.000E+00	0.0000	0.000E+00	0.0000	0.000E+00	0.0000	0.000E+00	0.0000

Total Dose Contributions TDOSE(i,p,t) for Individual Radionuclides (i) and Pathways (p)														
As mrem/yr and Fraction of Total Dose At t = 1.000E+01 years														
Water Dependent Pathways														
Radio- Nuclide	Water		Fish		Radon		Plant		Meat		Milk		All Pathways*	
	mrem/yr	fract.	mrem/yr	fract.	mrem/yr	fract.	mrem/yr	fract.	mrem/yr	fract.	mrem/yr	fract.	mrem/yr	fract.
Pb-210	0.000E+00	0.0000	0.000E+00	0.0000	0.000E+00	0.0000	0.000E+00	0.0000	0.000E+00	0.0000	0.000E+00	0.0000	5.551E-24	0.0000
Ra-226	0.000E+00	0.0000	0.000E+00	0.0000	0.000E+00	0.0000	0.000E+00	0.0000	0.000E+00	0.0000	0.000E+00	0.0000	3.491E-08	0.0066
Ra-228	0.000E+00	0.0000	0.000E+00	0.0000	0.000E+00	0.0000	0.000E+00	0.0000	0.000E+00	0.0000	0.000E+00	0.0000	2.026E-06	0.3837
Th-228	0.000E+00	0.0000	0.000E+00	0.0000	0.000E+00	0.0000	0.000E+00	0.0000	0.000E+00	0.0000	0.000E+00	0.0000	1.168E-07	0.0221
Th-230	0.000E+00	0.0000	0.000E+00	0.0000	0.000E+00	0.0000	0.000E+00	0.0000	0.000E+00	0.0000	0.000E+00	0.0000	7.290E-09	0.0014
Th-232	0.000E+00	0.0000	0.000E+00	0.0000	0.000E+00	0.0000	0.000E+00	0.0000	0.000E+00	0.0000	0.000E+00	0.0000	3.096E-06	0.5862
=====	=====	=====	=====	=====	=====	=====	=====	=====	=====	=====	=====	=====	=====	=====
Total	0.000E+00	0.0000	0.000E+00	0.0000	0.000E+00	0.0000	0.000E+00	0.0000	0.000E+00	0.0000	0.000E+00	0.0000	5.281E-06	1.0000

0*Sum of all water independent and dependent pathways.

Total Dose Contributions TDOSE(i,p,t) for Individual Radionuclides (i) and Pathways (p)															
As mrem/yr and Fraction of Total Dose At t = 3.000E+01 years															
Water Independent Pathways (Inhalation excludes radon)															
0	Ground		Inhalation		Radon		Plant		Meat		Milk		Soil		
0	Radio-														
	Nuclide	mrem/yr	fract.	mrem/yr	fract.	mrem/yr	fract.	mrem/yr	fract.	mrem/yr	fract.	mrem/yr	fract.	mrem/yr	fract.
	Pb-210	2.928E-24	0.0000	0.000E+00	0.0000	0.000E+00	0.0000	0.000E+00	0.0000	0.000E+00	0.0000	0.000E+00	0.0000	0.000E+00	0.0000
	Ra-226	3.366E-08	0.0064	0.000E+00	0.0000	0.000E+00	0.0000	0.000E+00	0.0000	0.000E+00	0.0000	0.000E+00	0.0000	0.000E+00	0.0000
	Ra-228	1.920E-07	0.0364	0.000E+00	0.0000	0.000E+00	0.0000	0.000E+00	0.0000	0.000E+00	0.0000	0.000E+00	0.0000	0.000E+00	0.0000
	Th-228	8.330E-11	0.0000	0.000E+00	0.0000	0.000E+00	0.0000	0.000E+00	0.0000	0.000E+00	0.0000	0.000E+00	0.0000	0.000E+00	0.0000
	Th-230	2.080E-08	0.0039	0.000E+00	0.0000	0.000E+00	0.0000	0.000E+00	0.0000	0.000E+00	0.0000	0.000E+00	0.0000	0.000E+00	0.0000
	Th-232	5.028E-06	0.9533	0.000E+00	0.0000	0.000E+00	0.0000	0.000E+00	0.0000	0.000E+00	0.0000	0.000E+00	0.0000	0.000E+00	0.0000
	=====	=====	=====	=====	=====	=====	=====	=====	=====	=====	=====	=====	=====	=====	=====
	Total	5.275E-06	1.0000	0.000E+00	0.0000	0.000E+00	0.0000	0.000E+00	0.0000	0.000E+00	0.0000	0.000E+00	0.0000	0.000E+00	0.0000

Total Dose Contributions TDOSE(i,p,t) for Individual Radionuclides (i) and Pathways (p)														
As mrem/yr and Fraction of Total Dose At t = 3.000E+01 years														
Water Dependent Pathways														
Radio- Nuclide	Water		Fish		Radon		Plant		Meat		Milk		All Pathways*	
	mrem/yr	fract.	mrem/yr	fract.	mrem/yr	fract.	mrem/yr	fract.	mrem/yr	fract.	mrem/yr	fract.	mrem/yr	fract.
Pb-210	0.000E+00	0.0000	0.000E+00	0.0000	0.000E+00	0.0000	0.000E+00	0.0000	0.000E+00	0.0000	0.000E+00	0.0000	2.928E-24	0.0000
Ra-226	0.000E+00	0.0000	0.000E+00	0.0000	0.000E+00	0.0000	0.000E+00	0.0000	0.000E+00	0.0000	0.000E+00	0.0000	3.366E-08	0.0064
Ra-228	0.000E+00	0.0000	0.000E+00	0.0000	0.000E+00	0.0000	0.000E+00	0.0000	0.000E+00	0.0000	0.000E+00	0.0000	1.920E-07	0.0364
Th-228	0.000E+00	0.0000	0.000E+00	0.0000	0.000E+00	0.0000	0.000E+00	0.0000	0.000E+00	0.0000	0.000E+00	0.0000	8.330E-11	0.0000
Th-230	0.000E+00	0.0000	0.000E+00	0.0000	0.000E+00	0.0000	0.000E+00	0.0000	0.000E+00	0.0000	0.000E+00	0.0000	2.080E-08	0.0039
Th-232	0.000E+00	0.0000	0.000E+00	0.0000	0.000E+00	0.0000	0.000E+00	0.0000	0.000E+00	0.0000	0.000E+00	0.0000	5.028E-06	0.9533
=====	=====	=====	=====	=====	=====	=====	=====	=====	=====	=====	=====	=====	=====	=====
Total	0.000E+00	0.0000	0.000E+00	0.0000	0.000E+00	0.0000	0.000E+00	0.0000	0.000E+00	0.0000	0.000E+00	0.0000	5.275E-06	1.0000

0*Sum of all water independent and dependent pathways.

Total Dose Contributions TDOSE(i,p,t) for Individual Radionuclides (i) and Pathways (p)
 As mrem/yr and Fraction of Total Dose At t = 1.000E+02 years
 Water Independent Pathways (Inhalation excludes radon)

0

Radio- Nuclide	Ground		Inhalation		Radon		Plant		Meat		Milk		Soil	
	mrem/yr	fract.	mrem/yr	fract.	mrem/yr	fract.	mrem/yr	fract.	mrem/yr	fract.	mrem/yr	fract.	mrem/yr	fract.
Pb-210	3.120E-25	0.0000	0.000E+00	0.0000	0.000E+00	0.0000	0.000E+00	0.0000	0.000E+00	0.0000	0.000E+00	0.0000	0.000E+00	0.0000
Ra-226	2.963E-08	0.0056	0.000E+00	0.0000	0.000E+00	0.0000	0.000E+00	0.0000	0.000E+00	0.0000	0.000E+00	0.0000	0.000E+00	0.0000
Ra-228	3.772E-11	0.0000	0.000E+00	0.0000	0.000E+00	0.0000	0.000E+00	0.0000	0.000E+00	0.0000	0.000E+00	0.0000	0.000E+00	0.0000
Th-228	8.078E-22	0.0000	0.000E+00	0.0000	0.000E+00	0.0000	0.000E+00	0.0000	0.000E+00	0.0000	0.000E+00	0.0000	0.000E+00	0.0000
Th-230	6.448E-08	0.0121	0.000E+00	0.0000	0.000E+00	0.0000	0.000E+00	0.0000	0.000E+00	0.0000	0.000E+00	0.0000	0.000E+00	0.0000
Th-232	5.234E-06	0.9823	0.000E+00	0.0000	0.000E+00	0.0000	0.000E+00	0.0000	0.000E+00	0.0000	0.000E+00	0.0000	0.000E+00	0.0000
=====	=====	=====	=====	=====	=====	=====	=====	=====	=====	=====	=====	=====	=====	=====
Total	5.328E-06	1.0000	0.000E+00	0.0000	0.000E+00	0.0000	0.000E+00	0.0000	0.000E+00	0.0000	0.000E+00	0.0000	0.000E+00	0.0000

0

Total Dose Contributions TDOSE(i,p,t) for Individual Radionuclides (i) and Pathways (p)
 As mrem/yr and Fraction of Total Dose At t = 1.000E+02 years
 Water Dependent Pathways

0

Radio- Nuclide	Water		Fish		Radon		Plant		Meat		Milk		All Pathways*	
	mrem/yr	fract.	mrem/yr	fract.	mrem/yr	fract.	mrem/yr	fract.	mrem/yr	fract.	mrem/yr	fract.	mrem/yr	fract.
Pb-210	0.000E+00	0.0000	0.000E+00	0.0000	0.000E+00	0.0000	0.000E+00	0.0000	0.000E+00	0.0000	0.000E+00	0.0000	3.120E-25	0.0000
Ra-226	0.000E+00	0.0000	0.000E+00	0.0000	0.000E+00	0.0000	0.000E+00	0.0000	0.000E+00	0.0000	0.000E+00	0.0000	2.963E-08	0.0056
Ra-228	0.000E+00	0.0000	0.000E+00	0.0000	0.000E+00	0.0000	0.000E+00	0.0000	0.000E+00	0.0000	0.000E+00	0.0000	3.772E-11	0.0000
Th-228	0.000E+00	0.0000	0.000E+00	0.0000	0.000E+00	0.0000	0.000E+00	0.0000	0.000E+00	0.0000	0.000E+00	0.0000	8.078E-22	0.0000
Th-230	0.000E+00	0.0000	0.000E+00	0.0000	0.000E+00	0.0000	0.000E+00	0.0000	0.000E+00	0.0000	0.000E+00	0.0000	6.448E-08	0.0121
Th-232	0.000E+00	0.0000	0.000E+00	0.0000	0.000E+00	0.0000	0.000E+00	0.0000	0.000E+00	0.0000	0.000E+00	0.0000	5.234E-06	0.9823
=====	=====	=====	=====	=====	=====	=====	=====	=====	=====	=====	=====	=====	=====	=====
Total	0.000E+00	0.0000	0.000E+00	0.0000	0.000E+00	0.0000	0.000E+00	0.0000	0.000E+00	0.0000	0.000E+00	0.0000	5.328E-06	1.0000

0*Sum of all water independent and dependent pathways.

Total Dose Contributions TDOSE(i,p,t) for Individual Radionuclides (i) and Pathways (p) As mrem/yr and Fraction of Total Dose At t = 3.000E+02 years														
Water Dependent Pathways														
Radio- Nuclide	Water		Fish		Radon		Plant		Meat		Milk		All Pathways*	
	mrem/yr	fract.	mrem/yr	fract.	mrem/yr	fract.	mrem/yr	fract.	mrem/yr	fract.	mrem/yr	fract.	mrem/yr	fract.
Pb-210	0.000E+00	0.0000	0.000E+00	0.0000	0.000E+00	0.0000	0.000E+00	0.0000	0.000E+00	0.0000	0.000E+00	0.0000	0.000E+00	0.0000
Ra-226	0.000E+00	0.0000	0.000E+00	0.0000	0.000E+00	0.0000	0.000E+00	0.0000	0.000E+00	0.0000	0.000E+00	0.0000	2.058E-08	0.0038
Ra-228	0.000E+00	0.0000	0.000E+00	0.0000	0.000E+00	0.0000	0.000E+00	0.0000	0.000E+00	0.0000	0.000E+00	0.0000	9.657E-22	0.0000
Th-228	0.000E+00	0.0000	0.000E+00	0.0000	0.000E+00	0.0000	0.000E+00	0.0000	0.000E+00	0.0000	0.000E+00	0.0000	0.000E+00	0.0000
Th-230	0.000E+00	0.0000	0.000E+00	0.0000	0.000E+00	0.0000	0.000E+00	0.0000	0.000E+00	0.0000	0.000E+00	0.0000	1.632E-07	0.0299
Th-232	0.000E+00	0.0000	0.000E+00	0.0000	0.000E+00	0.0000	0.000E+00	0.0000	0.000E+00	0.0000	0.000E+00	0.0000	5.279E-06	0.9664
===== Total	0.000E+00	0.0000	0.000E+00	0.0000	0.000E+00	0.0000	0.000E+00	0.0000	0.000E+00	0.0000	0.000E+00	0.0000	5.462E-06	1.0000
*Sum of all water independent and dependent pathways.														

Total Dose Contributions TDOSE(i,p,t) for Individual Radionuclides (i) and Pathways (p)														
As mrem/yr and Fraction of Total Dose At t = 1.000E+03 years														
Water Independent Pathways (Inhalation excludes radon)														
	Ground		Inhalation		Radon		Plant		Meat		Milk		Soil	
Radio- Nuclide	mrem/yr	fract.	mrem/yr	fract.	mrem/yr	fract.	mrem/yr	fract.	mrem/yr	fract.	mrem/yr	fract.	mrem/yr	fract.
Pb-210	0.000E+00	0.0000	0.000E+00	0.0000	0.000E+00	0.0000	0.000E+00	0.0000	0.000E+00	0.0000	0.000E+00	0.0000	0.000E+00	0.0000
Ra-226	5.743E-09	0.0000	0.000E+00	0.0000	0.000E+00	0.0000	0.000E+00	0.0000	0.000E+00	0.0000	0.000E+00	0.0000	0.000E+00	0.0000
Ra-228	0.000E+00	0.0000	0.000E+00	0.0000	0.000E+00	0.0000	0.000E+00	0.0000	0.000E+00	0.0000	0.000E+00	0.0000	0.000E+00	0.0000
Th-228	0.000E+00	0.0000	0.000E+00	0.0000	0.000E+00	0.0000	0.000E+00	0.0000	0.000E+00	0.0000	0.000E+00	0.0000	0.000E+00	0.0000
Th-230	3.304E-07	0.0000	0.000E+00	0.0000	0.000E+00	0.0000	0.000E+00	0.0000	0.000E+00	0.0000	0.000E+00	0.0000	0.000E+00	0.0000
Th-232	5.439E-06	0.0000	0.000E+00	0.0000	0.000E+00	0.0000	0.000E+00	0.0000	0.000E+00	0.0000	0.000E+00	0.0000	0.000E+00	0.0000
=====	=====	=====	=====	=====	=====	=====	=====	=====	=====	=====	=====	=====	=====	=====
Total	5.775E-06	0.0000	0.000E+00	0.0000	0.000E+00	0.0000	0.000E+00	0.0000	0.000E+00	0.0000	0.000E+00	0.0000	0.000E+00	0.0000

Total Dose Contributions TDOSE(i,p,t) for Individual Radionuclides (i) and Pathways (p)														
As mrem/yr and Fraction of Total Dose At t = 1.000E+03 years														
Water Dependent Pathways														
Radio- Nuclide	Water		Fish		Radon		Plant		Meat		Milk		All Pathways*	
	mrem/yr	fract.	mrem/yr	fract.	mrem/yr	fract.	mrem/yr	fract.	mrem/yr	fract.	mrem/yr	fract.	mrem/yr	fract.
Pb-210	0.000E+00	0.0000	0.000E+00	0.0000	0.000E+00	0.0000	0.000E+00	0.0000	0.000E+00	0.0000	0.000E+00	0.0000	0.000E+00	0.0000
Ra-226	0.000E+00	0.0000	2.127E+01	0.6206	0.000E+00	0.0000	0.000E+00	0.0000	0.000E+00	0.0000	0.000E+00	0.0000	2.127E+01	0.6206
Ra-228	0.000E+00	0.0000	0.000E+00	0.0000	0.000E+00	0.0000	0.000E+00	0.0000	0.000E+00	0.0000	0.000E+00	0.0000	0.000E+00	0.0000
Th-228	0.000E+00	0.0000	0.000E+00	0.0000	0.000E+00	0.0000	0.000E+00	0.0000	0.000E+00	0.0000	0.000E+00	0.0000	0.000E+00	0.0000
Th-230	0.000E+00	0.0000	1.300E+01	0.3794	0.000E+00	0.0000	0.000E+00	0.0000	0.000E+00	0.0000	0.000E+00	0.0000	1.300E+01	0.3794
Th-232	0.000E+00	0.0000	0.000E+00	0.0000	0.000E+00	0.0000	0.000E+00	0.0000	0.000E+00	0.0000	0.000E+00	0.0000	5.439E-06	0.0000
=====	=====	=====	=====	=====	=====	=====	=====	=====	=====	=====	=====	=====	=====	=====
Total	0.000E+00	0.0000	3.427E+01	1.0000	0.000E+00	0.0000	0.000E+00	0.0000	0.000E+00	0.0000	0.000E+00	0.0000	3.427E+01	1.0000

0*Sum of all water independent and dependent pathways.

Dose/Source Ratios Summed Over All Pathways									
Parent and Progeny Principal Radionuclide Contributions Indicated									
OParent (i)	Product (j)	Branch Fraction*	t= 0.000E+00	1.000E+00	3.000E+00	1.000E+01	3.000E+01	1.000E+02	3.000E+02 1.000E+03
Pb-210	Pb-210	1.000E+00	2.248E-27	2.177E-27	2.042E-27	1.633E-27	8.611E-28	9.176E-29	1.529E-31 2.884E-41
ORa-226	Ra-226	1.000E+00	4.753E-12	4.745E-12	4.727E-12	4.667E-12	4.500E-12	3.961E-12	2.751E-12 2.264E-04
Ra-226	Pb-210	1.000E+00	3.511E-29	1.038E-28	2.343E-28	6.270E-28	1.340E-27	1.873E-27	1.381E-27 2.617E-03
Ra-226	SDSR(j)		4.753E-12	4.745E-12	4.727E-12	4.667E-12	4.500E-12	3.961E-12	2.751E-12 2.843E-03
ORa-228	Ra-228	1.000E+00	5.351E-13	4.737E-13	3.712E-13	1.581E-13	1.380E-14	2.710E-18	6.948E-29 0.000E+00
Ra-228	Th-228	1.000E+00	7.358E-12	1.790E-11	2.656E-11	1.835E-11	1.740E-12	3.418E-16	8.751E-27 0.000E+00
Ra-228	SDSR(j)		7.894E-12	1.837E-11	2.693E-11	1.851E-11	1.754E-12	3.445E-16	8.820E-27 0.000E+00
0Th-228	Th-228	1.000E+00	3.993E-11	2.780E-11	1.347E-11	1.067E-12	7.609E-16	7.379E-27	0.000E+00 0.000E+00
0Th-230	Th-230	1.000E+00	1.430E-29	1.430E-29	1.430E-29	1.431E-29	1.434E-29	1.444E-29	1.473E-29 1.580E-29
Th-230	Ra-226	1.000E+00	1.030E-15	3.087E-15	7.191E-15	2.144E-14	6.118E-14	1.896E-13	4.799E-13 3.431E-06
Th-230	Pb-210	1.000E+00	5.084E-33	3.525E-32	1.823E-31	1.513E-30	1.041E-29	6.342E-29	2.083E-28 3.480E-05
Th-230	SDSR(j)		1.030E-15	3.087E-15	7.191E-15	2.144E-14	6.118E-14	1.896E-13	4.799E-13 3.823E-05
0Th-232	Th-232	1.000E+00	1.080E-32	1.080E-32	1.081E-32	1.081E-32	1.084E-32	1.093E-32	1.120E-32 1.219E-32
Th-232	Ra-228	1.000E+00	3.291E-14	9.364E-14	1.950E-13	4.058E-13	5.489E-13	5.645E-13	5.703E-13 5.907E-13
Th-232	Th-228	1.000E+00	3.077E-13	1.887E-12	7.494E-12	2.787E-11	4.538E-11	4.724E-11	4.765E-11 4.909E-11
Th-232	SDSR(j)		3.406E-13	1.981E-12	7.689E-12	2.828E-11	4.593E-11	4.781E-11	4.822E-11 4.968E-11

*Branch Fraction is the cumulative factor for the j't principal radionuclide daughter: CUMBRF(j) = BRF(1)*BRF(2)* ... BRF(j).

\$ is used to indicate summation; the Greek sigma is not included in this font.

The DSR includes contributions from associated (half-life <= 0.5 yr) daughters.

0

Single Radionuclide Soil Guidelines G(i,t) in pCi/g
 Basic Radiation Dose Limit = 2.500E+01 mrem/yr

ONuclide (i)	t= 0.000E+00	1.000E+00	3.000E+00	1.000E+01	3.000E+01	1.000E+02	3.000E+02	1.000E+03
Pb-210	*7.631E+13	*7.631E+13	*7.631E+13	*7.631E+13	*7.631E+13	*7.631E+13	*7.631E+13	*7.631E+13
Ra-226	*9.882E+11	*9.882E+11	*9.882E+11	*9.882E+11	*9.882E+11	*9.882E+11	*9.882E+11	8.793E+03
Ra-228	3.167E+12	1.361E+12	9.285E+11	1.351E+12	1.425E+13	*2.726E+14	*2.726E+14	*2.726E+14
Th-228	6.261E+11	8.994E+11	1.856E+12	2.344E+13	*8.192E+14	*8.192E+14	*8.192E+14	*8.192E+14
Th-230	*2.018E+10	*2.018E+10	*2.018E+10	*2.018E+10	*2.018E+10	*2.018E+10	*2.018E+10	6.539E+05
Th-232	*1.096E+05	*1.096E+05	*1.096E+05	*1.096E+05	*1.096E+05	*1.096E+05	*1.096E+05	*1.096E+05

*At specific activity limit

Summed Dose/Source Ratios DSR(i,t) in (mrem/yr)/(pCi/g)
 and Single Radionuclide Soil Guidelines G(i,t) in pCi/g
 at tmin = time of minimum single radionuclide soil guideline
 and at tmax = time of maximum total dose = 1.000E+03 years

ONuclide (i)	Initial (pCi/g)	tmin (years)	DSR(i,tmin)	G(i,tmin) (pCi/g)	DSR(i,tmax)	G(i,tmax) (pCi/g)
Pb-210	3.400E+03	0.000E+00	2.248E-27	*7.631E+13	0.000E+00	*7.631E+13
Ra-226	7.480E+03	1.000E+03	2.843E-03	8.793E+03	2.843E-03	8.793E+03
Ra-228	1.095E+05	4.016 ± 0.008	2.768E-11	9.033E+11	0.000E+00	*2.726E+14
Th-228	1.095E+05	0.000E+00	3.993E-11	6.261E+11	0.000E+00	*8.192E+14
Th-230	3.400E+05	1.000E+03	3.823E-05	6.539E+05	3.823E-05	6.539E+05
Th-232	1.095E+05	1.000E+03	4.968E-11	*1.096E+05	4.968E-11	*1.096E+05
=====	=====	=====	=====	=====	=====	=====

*At specific activity limit

Individual Nuclide Dose Summed Over All Pathways										
Parent Nuclide and Branch Fraction Indicated										
Nuclide (j)	Parent (i)	BRF(i)	DOSE(j,t), mrem/yr							
			t= 0.000E+00	1.000E+00	3.000E+00	1.000E+01	3.000E+01	1.000E+02	3.000E+02	1.000E+03
Pb-210	Pb-210	1.000E+00	7.644E-24	7.403E-24	6.944E-24	5.551E-24	2.928E-24	3.120E-25	0.000E+00	0.000E+00
Pb-210	Ra-226	1.000E+00	2.626E-25	7.761E-25	1.752E-24	4.690E-24	1.003E-23	1.401E-23	1.033E-23	1.957E+01
Pb-210	Th-230	1.000E+00	0.000E+00	0.000E+00	0.000E+00	5.143E-25	3.539E-24	2.156E-23	7.081E-23	1.183E+01
Pb-210	\$DOSE(j)		7.906E-24	8.179E-24	8.697E-24	1.076E-23	1.649E-23	3.588E-23	8.114E-23	3.141E+01
ORa-226	Ra-226	1.000E+00	3.556E-08	3.549E-08	3.536E-08	3.491E-08	3.366E-08	2.963E-08	2.058E-08	1.693E+00
Ra-226	Th-230	1.000E+00	3.502E-10	1.050E-09	2.445E-09	7.290E-09	2.080E-08	6.448E-08	1.632E-07	1.167E+00
Ra-226	\$DOSE(j)		3.591E-08	3.654E-08	3.781E-08	4.220E-08	5.447E-08	9.411E-08	1.837E-07	2.860E+00
ORa-228	Ra-228	1.000E+00	5.858E-08	5.186E-08	4.064E-08	1.731E-08	1.510E-09	2.966E-13	7.606E-24	0.000E+00
Ra-228	Th-232	1.000E+00	3.603E-09	1.025E-08	2.135E-08	4.442E-08	6.010E-08	6.181E-08	6.243E-08	6.467E-08
Ra-228	\$DOSE(j)		6.219E-08	6.211E-08	6.198E-08	6.173E-08	6.161E-08	6.181E-08	6.243E-08	6.467E-08
0Th-228	Ra-228	1.000E+00	8.056E-07	1.959E-06	2.907E-06	2.009E-06	1.905E-07	3.742E-11	9.581E-22	0.000E+00
Th-228	Th-228	1.000E+00	4.372E-06	3.043E-06	1.475E-06	1.168E-07	8.330E-11	8.078E-22	0.000E+00	0.000E+00
Th-228	Th-232	1.000E+00	3.368E-08	2.066E-07	8.205E-07	3.052E-06	4.968E-06	5.172E-06	5.216E-06	5.374E-06
Th-228	\$DOSE(j)		5.211E-06	5.209E-06	5.202E-06	5.177E-06	5.159E-06	5.172E-06	5.216E-06	5.374E-06
0Th-230	Th-230	1.000E+00	4.861E-24	4.861E-24	4.862E-24	4.866E-24	4.875E-24	4.909E-24	5.008E-24	5.371E-24
0Th-232	Th-232	1.000E+00	0.000E+00	0.000E+00	0.000E+00	0.000E+00	0.000E+00	0.000E+00	0.000E+00	0.000E+00

BRF(i) is the branch fraction of the parent nuclide.

\$ is used to indicate summation; the Greek sigma is not included in this font.

Individual Nuclide Soil Concentration										
Parent Nuclide and Branch Fraction Indicated										
0Nuclide	Parent	BRF(i)	S(j,t), pCi/g							
(j)	(i)		t=	0.000E+00	1.000E+00	3.000E+00	1.000E+01	3.000E+01	1.000E+02	3.000E+02 1.000E+03
Pb-210	Pb-210	1.000E+00		3.400E+03	3.293E+03	3.088E+03	2.467E+03	1.298E+03	1.373E+02	2.241E-01 3.933E-11
Pb-210	Ra-226	1.000E+00		0.000E+00	2.286E+02	6.631E+02	1.969E+03	4.336E+03	6.070E+03	4.387E+03 1.183E+03
Pb-210	Th-230	1.000E+00		0.000E+00	2.263E+00	1.992E+01	2.050E+02	1.501E+03	9.282E+03	3.001E+04 6.334E+04
Pb-210	SS(j):			3.400E+03	3.523E+03	3.771E+03	4.641E+03	7.135E+03	1.549E+04	3.440E+04 6.452E+04
0Ra-226	Ra-226	1.000E+00		7.480E+03	7.466E+03	7.438E+03	7.341E+03	7.071E+03	6.203E+03	4.266E+03 1.150E+03
Ra-226	Th-230	1.000E+00		0.000E+00	1.472E+02	4.406E+02	1.459E+03	4.296E+03	1.343E+04	3.375E+04 6.612E+04
Ra-226	SS(j):			7.480E+03	7.613E+03	7.879E+03	8.800E+03	1.137E+04	1.963E+04	3.802E+04 6.727E+04
0Ra-228	Ra-228	1.000E+00		1.095E+05	9.691E+04	7.593E+04	3.233E+04	2.818E+03	5.515E-01	1.399E-11 0.000E+00
Ra-228	Th-232	1.000E+00		0.000E+00	1.242E+04	3.316E+04	7.624E+04	1.054E+05	1.082E+05	1.081E+05 1.080E+05
Ra-228	SS(j):			1.095E+05	1.093E+05	1.091E+05	1.086E+05	1.082E+05	1.082E+05	1.081E+05 1.080E+05
0Th-228	Ra-228	1.000E+00		0.000E+00	3.121E+04	5.880E+04	4.433E+04	4.246E+03	8.314E-01	2.110E-11 0.000E+00
Th-228	Th-228	1.000E+00		1.095E+05	7.620E+04	3.692E+04	2.923E+03	2.083E+00	2.014E-11	0.000E+00 0.000E+00
Th-228	Th-232	1.000E+00		0.000E+00	2.040E+03	1.359E+04	6.149E+04	1.040E+05	1.082E+05	1.081E+05 1.080E+05
Th-228	SS(j):			1.095E+05	1.095E+05	1.093E+05	1.087E+05	1.082E+05	1.082E+05	1.081E+05 1.080E+05
0Th-230	Th-230	1.000E+00		3.400E+05	3.400E+05	3.400E+05	3.400E+05	3.399E+05	3.396E+05	3.389E+05 3.364E+05
0Th-232	Th-232	1.000E+00		1.095E+05	1.095E+05	1.095E+05	1.095E+05	1.095E+05	1.095E+05	1.094E+05 1.093E+05

BRF(i) is the branch fraction of the parent nuclide.
 S is used to indicate summation; the Greek sigma is not included in this font.
 ORESALC.EXE execution time = 335.02 seconds
 Total water/soil iteration failures = 6.

Table of Contents

Part II: Source Terms, Factors, and Parameters for Individual Pathways

=====

Iteration Logs

Maximum Ra-228 Dose/Source Ratio 3

Source Factors for Ingrowth and Decay

Radioactivity Only 5

Combined Radioactivity and Leaching 6

Ground Pathway

Source Term Parameters 7

Time Dependence of Source Geometry 7

Occupancy, Cover/Depth, and Area Factors 8

Dose Conversion and Environmental Transport Factors . 9

Dose/Source Ratios 9

Inhalation Pathway (radon excluded)

Dose/Source Ratios 10

Pathway Factors 10

Dose Conversion and Environmental Transport Factors . 11

Radon Pathway

Flux and Parameters 12

Concentration and Parameters 14

Working Levels 15

Dose/Source Ratios 16

Groundwater and Surface Water Pathway Segments

Transport Time Parameters for Unsaturated Zone Strata 18

Dilution Factor and Rise Time Parameters for

Nondispersion (ND) Model 19

Primary Parameters Used to Calculate Ratios 19

Water/Soil Concentration Ratios 20

Table of Contents (cont.)

Part II: Source Terms, Factors, and Parameters for Individual Pathways

=====

Food Pathways

Storage Times for Contaminated Foodstuffs	21
Storage Time Ingrowth and Decay Factors	21
Storage Correction Factors	
Drinking Water	22
Irrigation Water	22
Livestock Water	25
Plants	26
Livestock Fodder	27
Meat and Milk	28
Fish and Crustacea	29
Area and Depth Factors	30
Dose Conversion and Environmental Transport Factors	
Plant	32
Meat	34
Milk	37
Fish	40
Drinking Water	40
Dose/Source Ratios	
Plant	41
Plant Total	45
Meat	46
Meat Total	51
Milk	52
Milk Total	57
Fish	58
Drinking Water	59
Concentration Ratios	
Plant/Air and Plant/Water	60
Plant/Soil	60
Meat/Fodder, Fodder/Air, Fodder/Water	63
Fodder/Soil	64
Meat/Soil	66
Milk/Soil	68

Soil Ingestion Pathway

Dose/Source Ratios.....	70
Dose Conversion and Environmental Transport Factors .	71

Iteration Log for Computation of the Time of Maximum Ra-228 Dose/Source Ratio

Pathway: Ground

0 Tolerance for tmax = 1.0E-03 (fractional accuracy)

0 Iteration Number	t (years)	DSR(t) (mrem/yr)/(pCi/g)	Step Size (years)	Step Type
0	3.77505E+00	2.76375E-11		
1	4.08636E+00	2.76722E-11	3.11307E-01	parabolic
2	4.03282E+00	2.76749E-11	-5.35362E-02	parabolic
3	4.01955E+00	2.76750E-11	-1.32768E-02	parabolic
4	4.01553E+00	2.76750E-11	-1.45980E-03	parabolic
5	4.01151E+00	2.76750E-11	-4.01553E-03	parabolic
6	4.01553E+00	2.76750E-11	0.00000E+00	direct

Notes:

- 1) Step size always from t with current largest DSR(t) .
- 2) Parabolic step based on parabola maximum through the current best triplet.
- 3) Golden section step, $0.5 \cdot (3 - \sqrt{5})$ of larger interval bracketing maximum, taken only if trial parabolic step fails.
- 4) Direct step to a previous t only on last iteration and only if prior iteration met convergence test but DSR(t) was smaller than the previous value.

Iteration Log for Computation of the Time of Maximum Ra-228 Dose/Source Ratio
All Pathways Summed

Tolerance for tmax = 1.0E-03 (fractional accuracy)				
0 Iteration	t	DSR(t)	Step Size	Step Type
Number	(years)	(mrem/yr)/(pCi/g)	(years)	
0	3.77505E+00	2.76375E-11		
1	4.08636E+00	2.76722E-11	3.11307E-01	parabolic
2	4.03282E+00	2.76749E-11	-5.35362E-02	parabolic
3	4.01955E+00	2.76750E-11	-1.32768E-02	parabolic
4	4.01553E+00	2.76750E-11	-1.45980E-03	parabolic
5	4.01151E+00	2.76750E-11	-4.01553E-03	parabolic
6	4.01553E+00	2.76750E-11	0.00000E+00	direct

Notes:

- 1) Step size always from t with current largest DSR(t) .
- 2) Parabolic step based on parabola maximum through the current best triplet.
- 3) Golden section step, $0.5 \cdot (3 - \sqrt{5})$ of larger interval bracketing maximum, taken only if trial parabolic step fails.
- 4) Direct step to a previous t only on last iteration and only if prior iteration met convergence test but DSR(t) was smaller than the previous value.

Source Factors for Ingrowth and Decay											
Radioactivity Factors Only											
Parent and Progeny Principal Radionuclide Contributions Indicated											
0Parent	Product	Branch	ID(j,t) = CUMBRF(j)*S1(j,t)/S1(i,0)								
(i)	(j)	Fraction*	t=	0.000E+00	1.000E+00	3.000E+00	1.000E+01	3.000E+01	1.000E+02	3.000E+02	1.000E+03
Pb-210	Pb-210	1.000E+00	1.000E+00	9.694E-01	9.110E-01	7.328E-01	3.936E-01	4.468E-02	8.918E-05	3.169E-14	
ORa-226	Ra-226	1.000E+00	1.000E+00	9.996E-01	9.987E-01	9.957E-01	9.871E-01	9.576E-01	8.781E-01	6.484E-01	
Ra-226	Pb-210	1.000E+00	0.000E+00	3.060E-02	8.897E-02	2.666E-01	6.019E-01	9.258E-01	8.904E-01	6.576E-01	
ORa-228	Ra-228	1.000E+00	1.000E+00	8.864E-01	6.965E-01	2.996E-01	2.688E-02	5.817E-06	1.968E-16	0.000E+00	
Ra-228	Th-228	1.000E+00	0.000E+00	2.853E-01	5.384E-01	4.089E-01	4.025E-02	8.717E-06	2.950E-16	0.000E+00	
0Th-228	Th-228	1.000E+00	1.000E+00	6.961E-01	3.372E-01	2.670E-02	1.903E-05	1.840E-16	0.000E+00	0.000E+00	
0Th-230	Th-230	1.000E+00	1.000E+00	1.000E+00	1.000E+00	9.999E-01	9.997E-01	9.991E-01	9.973E-01	9.910E-01	
Th-230	Ra-226	1.000E+00	0.000E+00	4.331E-04	1.299E-03	4.323E-03	1.291E-02	4.238E-02	1.217E-01	3.499E-01	
Th-230	Pb-210	1.000E+00	0.000E+00	6.663E-06	5.873E-05	6.077E-04	4.523E-03	2.948E-02	1.093E-01	3.408E-01	
0Th-232	Th-232	1.000E+00	1.000E+00	1.000E+00	1.000E+00	1.000E+00	1.000E+00	1.000E+00	1.000E+00	1.000E+00	
Th-232	Ra-228	1.000E+00	0.000E+00	1.136E-01	3.035E-01	7.004E-01	9.731E-01	1.000E+00	1.000E+00	1.000E+00	
Th-232	Th-228	1.000E+00	0.000E+00	1.864E-02	1.243E-01	5.644E-01	9.597E-01	1.000E+00	1.000E+00	1.000E+00	

*Branch Fraction is the cumulative factor for the j't principal radionuclide daughter: CUMBRF(j) = BRF(1)*BRF(2)* ... BRF(j).

Source Factors for Ingrowth and Decay Combined Radioactivity and Leaching Factors Parent and Progeny Principal Radionuclide Contributions Indicated										
Parent (i)	Product (j)	Branch Fraction*	SF(j,t) = CUMBRF(j)*S1(j,t)/S1(i,0)							
			t= 0.000E+00	1.000E+00	3.000E+00	1.000E+01	3.000E+01	1.000E+02	3.000E+02	1.000E+03
Pb-210	Pb-210	1.000E+00	1.000E+00	9.684E-01	9.082E-01	7.255E-01	3.819E-01	4.039E-02	6.591E-05	1.157E-14
0Ra-226	Ra-226	1.000E+00	1.000E+00	9.981E-01	9.944E-01	9.815E-01	9.454E-01	8.293E-01	5.703E-01	1.538E-01
Ra-226	Pb-210	1.000E+00	0.000E+00	3.056E-02	8.865E-02	2.633E-01	5.796E-01	8.114E-01	5.865E-01	1.582E-01
0Ra-228	Ra-228	1.000E+00	1.000E+00	8.852E-01	6.935E-01	2.953E-01	2.574E-02	5.037E-06	1.278E-16	0.000E+00
Ra-228	Th-228	1.000E+00	0.000E+00	2.851E-01	5.371E-01	4.049E-01	3.878E-02	7.594E-06	1.927E-16	0.000E+00
0Th-228	Th-228	1.000E+00	1.000E+00	6.961E-01	3.372E-01	2.670E-02	1.903E-05	1.840E-16	0.000E+00	0.000E+00
0Th-230	Th-230	1.000E+00	1.000E+00	1.000E+00	1.000E+00	9.999E-01	9.997E-01	9.989E-01	9.968E-01	9.894E-01
Th-230	Ra-226	1.000E+00	0.000E+00	4.328E-04	1.296E-03	4.292E-03	1.264E-02	3.949E-02	9.927E-02	1.945E-01
Th-230	Pb-210	1.000E+00	0.000E+00	6.657E-06	5.859E-05	6.028E-04	4.416E-03	2.730E-02	8.826E-02	1.863E-01
0Th-232	Th-232	1.000E+00	1.000E+00	1.000E+00	1.000E+00	1.000E+00	9.999E-01	9.998E-01	9.995E-01	9.983E-01
Th-232	Ra-228	1.000E+00	0.000E+00	1.135E-01	3.029E-01	6.964E-01	9.627E-01	9.880E-01	9.877E-01	9.866E-01
Th-232	Th-228	1.000E+00	0.000E+00	1.863E-02	1.241E-01	5.617E-01	9.498E-01	9.880E-01	9.877E-01	9.866E-01
=====	=====	=====	=====	=====	=====	=====	=====	=====	=====	=====

*Branch Fraction is the cumulative factor for the j't principal radionuclide daughter: CUMBRF(j) = BRF(1)*BRF(2)* ... BRF(j).
The effect of volatilization was also considered when computing the source factors for H-3 and C-14.

[illegible]

[illegible]

Dose Conversion and Environmental Transport Factors for the Ground Pathway (p=1)										
Parent (i)	Product (j)	DCF(j,1)*	ETF(j,1,t) (dimensionless)							
			t= 0.000E+00	1.000E+00	3.000E+00	1.000E+01	3.000E+01	1.000E+02	3.000E+02	1.000E+03
Pb-210	Pb-210	6.120E-03	3.733E-25	3.733E-25	3.734E-25	3.736E-25	3.744E-25	3.771E-25	3.850E-25	4.139E-25
ORa-226	Ra-226	1.120E+01	4.248E-13	4.248E-13	4.249E-13	4.250E-13	4.254E-13	4.269E-13	4.311E-13	4.462E-13
Ra-226	Pb-210	6.120E-03	3.733E-25	3.733E-25	3.734E-25	3.736E-25	3.744E-25	3.771E-25	3.850E-25	4.139E-25
ORa-228	Ra-228	5.980E+00	9.505E-14	9.505E-14	9.506E-14	9.510E-14	9.520E-14	9.555E-14	9.654E-14	1.001E-13
Ra-228	Th-228	1.020E+01	4.667E-12	4.667E-12	4.667E-12	4.669E-12	4.673E-12	4.687E-12	4.729E-12	4.878E-12
0Th-228	Th-228	1.020E+01	4.667E-12	4.667E-12	4.667E-12	4.669E-12	4.673E-12	4.687E-12	4.729E-12	4.878E-12
0Th-230	Th-230	1.210E-03	1.181E-26	1.182E-26	1.182E-26	1.183E-26	1.185E-26	1.195E-26	1.221E-26	1.320E-26
Th-230	Ra-226	1.120E+01	4.248E-13	4.248E-13	4.249E-13	4.250E-13	4.254E-13	4.269E-13	4.311E-13	4.462E-13
Th-230	Pb-210	6.120E-03	3.733E-25	3.733E-25	3.734E-25	3.736E-25	3.744E-25	3.771E-25	3.850E-25	4.139E-25
0Th-232	Th-232	5.210E-04	2.073E-29	2.073E-29	2.074E-29	2.076E-29	2.081E-29	2.099E-29	2.151E-29	2.344E-29
Th-232	Ra-228	5.980E+00	9.505E-14	9.505E-14	9.506E-14	9.510E-14	9.520E-14	9.555E-14	9.654E-14	1.001E-13
Th-232	Th-228	1.020E+01	4.667E-12	4.667E-12	4.667E-12	4.669E-12	4.673E-12	4.687E-12	4.729E-12	4.878E-12
=====	=====	=====	=====	=====	=====	=====	=====	=====	=====	=====

* - The dose conversion factor units are (mrem/yr)/(pCi/g) at infinite depth and area.

0

Dose/Source Ratios for External Radiation from the Ground (p=1)										
Parent and Progeny Principal Radionuclide Contributions Indicated										
Parent (i)	Product (j)	Branch Fraction*	DSR(j,1,t) (mrem/yr)/(pCi/g)							
			t= 0.000E+00	1.000E+00	3.000E+00	1.000E+01	3.000E+01	1.000E+02	3.000E+02	1.000E+03
Pb-210	Pb-210	1.000E+00	2.248E-27	2.177E-27	2.042E-27	1.633E-27	8.611E-28	9.176E-29	1.529E-31	2.884E-41
ORa-226	Ra-226	1.000E+00	4.753E-12	4.745E-12	4.727E-12	4.667E-12	4.500E-12	3.961E-12	2.751E-12	7.678E-13
Ra-226	Pb-210	1.000E+00	3.511E-29	1.038E-28	2.343E-28	6.270E-28	1.340E-27	1.873E-27	1.381E-27	4.004E-28
Ra-226	\$DSR(j)		4.753E-12	4.745E-12	4.727E-12	4.667E-12	4.500E-12	3.961E-12	2.751E-12	7.678E-13
ORa-228	Ra-228	1.000E+00	5.351E-13	4.737E-13	3.712E-13	1.581E-13	1.380E-14	2.710E-18	6.948E-29	0.000E+00
Ra-228	Th-228	1.000E+00	7.358E-12	1.790E-11	2.656E-11	1.835E-11	1.740E-12	3.418E-16	8.751E-27	0.000E+00
Ra-228	\$DSR(j)		7.894E-12	1.837E-11	2.693E-11	1.851E-11	1.754E-12	3.445E-16	8.820E-27	0.000E+00
0Th-228	Th-228	1.000E+00	3.993E-11	2.780E-11	1.347E-11	1.067E-12	7.609E-16	7.379E-27	0.000E+00	0.000E+00
0Th-230	Th-230	1.000E+00	1.430E-29	1.430E-29	1.430E-29	1.431E-29	1.434E-29	1.444E-29	1.473E-29	1.580E-29
Th-230	Ra-226	1.000E+00	1.030E-15	3.087E-15	7.191E-15	2.144E-14	6.118E-14	1.896E-13	4.799E-13	9.719E-13
Th-230	Pb-210	1.000E+00	5.084E-33	3.525E-32	1.823E-31	1.513E-30	1.041E-29	6.342E-29	2.083E-28	4.720E-28
Th-230	\$DSR(j)		1.030E-15	3.087E-15	7.191E-15	2.144E-14	6.118E-14	1.896E-13	4.799E-13	9.719E-13
0Th-232	Th-232	1.000E+00	1.080E-32	1.080E-32	1.081E-32	1.081E-32	1.084E-32	1.093E-32	1.120E-32	1.219E-32
Th-232	Ra-228	1.000E+00	3.291E-14	9.364E-14	1.950E-13	4.058E-13	5.489E-13	5.645E-13	5.703E-13	5.907E-13
Th-232	Th-228	1.000E+00	3.077E-13	1.887E-12	7.494E-12	2.787E-11	4.538E-11	4.724E-11	4.765E-11	4.909E-11
Th-232	\$DSR(j)		3.406E-13	1.981E-12	7.689E-12	2.828E-11	4.593E-11	4.781E-11	4.822E-11	4.968E-11
=====	=====	=====	=====	=====	=====	=====	=====	=====	=====	=====

*Branch Fraction is the cumulative factor for the j't principal radionuclide daughter: CUMBRF(j) = BRF(1)*BRF(2)* ... BRF(j).

\$ is used to indicate summation; the Greek sigma is not included in this font.

The DSR includes contributions from associated (half-life <= 0.5 yr) daughters.

[illegible]

Dose Conversion and Environmental Transport Factors for the Inhalation Pathway, Excluding Radon (p=2)										
Parent Product		DCF(j,2)*	ETF(j,2,t) (g/yr)							
(i)	(j)		t= 0.000E+00	1.000E+00	3.000E+00	1.000E+01	3.000E+01	1.000E+02	3.000E+02	1.000E+03
Pb-210	Pb-210	2.320E-02	0.000E+00	0.000E+00	0.000E+00	0.000E+00	0.000E+00	0.000E+00	0.000E+00	0.000E+00
ORa-226	Ra-226	8.600E-03	0.000E+00	0.000E+00	0.000E+00	0.000E+00	0.000E+00	0.000E+00	0.000E+00	0.000E+00
Ra-226	Pb-210	2.320E-02	0.000E+00	0.000E+00	0.000E+00	0.000E+00	0.000E+00	0.000E+00	0.000E+00	0.000E+00
ORa-228	Ra-228	5.080E-03	0.000E+00	0.000E+00	0.000E+00	0.000E+00	0.000E+00	0.000E+00	0.000E+00	0.000E+00
Ra-228	Th-228	3.450E-01	0.000E+00	0.000E+00	0.000E+00	0.000E+00	0.000E+00	0.000E+00	0.000E+00	0.000E+00
0Th-228	Th-228	3.450E-01	0.000E+00	0.000E+00	0.000E+00	0.000E+00	0.000E+00	0.000E+00	0.000E+00	0.000E+00
0Th-230	Th-230	3.260E-01	0.000E+00	0.000E+00	0.000E+00	0.000E+00	0.000E+00	0.000E+00	0.000E+00	0.000E+00
Th-230	Ra-226	8.600E-03	0.000E+00	0.000E+00	0.000E+00	0.000E+00	0.000E+00	0.000E+00	0.000E+00	0.000E+00
Th-230	Pb-210	2.320E-02	0.000E+00	0.000E+00	0.000E+00	0.000E+00	0.000E+00	0.000E+00	0.000E+00	0.000E+00
0Th-232	Th-232	1.640E+00	0.000E+00	0.000E+00	0.000E+00	0.000E+00	0.000E+00	0.000E+00	0.000E+00	0.000E+00
Th-232	Ra-228	5.080E-03	0.000E+00	0.000E+00	0.000E+00	0.000E+00	0.000E+00	0.000E+00	0.000E+00	0.000E+00
Th-232	Th-228	3.450E-01	0.000E+00	0.000E+00	0.000E+00	0.000E+00	0.000E+00	0.000E+00	0.000E+00	0.000E+00
=====	=====	=====	=====	=====	=====	=====	=====	=====	=====	=====

* - The dose conversion factor units are mrem/pCi.

[illegible]

Parameters Used for Calculating Indoor and Outdoor Radon Concentration

Radon Vertical Dimension of Mixing (HMIX):	2.000E+00	(m)
Average Annual Wind Speed (WIND):	1.920E+00	(m/sec)
Building Room Height (HRM):	2.500E+00	(m)
Building Air Exchange Rate (REXG):	5.000E-01	(1/hr)

[illegible][illegible]

Outdoor Working Levels of Radon [WLOTD(i,t)]									
ONuclide		WLOTD(i,t) (WL)							
(i)	t=	0.000E+00	1.000E+00	3.000E+00	1.000E+01	3.000E+01	1.000E+02	3.000E+02	1.000E+03
Ra-226		0.0000E+00	0.0000E+00	0.0000E+00	0.0000E+00	0.0000E+00	0.0000E+00	0.0000E+00	0.0000E+00
Ra-228		0.0000E+00	0.0000E+00	0.0000E+00	0.0000E+00	0.0000E+00	0.0000E+00	0.0000E+00	0.0000E+00
Th-228		0.0000E+00	0.0000E+00	0.0000E+00	0.0000E+00	0.0000E+00	0.0000E+00	0.0000E+00	0.0000E+00
Th-230		0.0000E+00	0.0000E+00	0.0000E+00	0.0000E+00	0.0000E+00	0.0000E+00	0.0000E+00	0.0000E+00
Th-232		0.0000E+00	0.0000E+00	0.0000E+00	0.0000E+00	0.0000E+00	0.0000E+00	0.0000E+00	0.0000E+00
=====		=====	=====	=====	=====	=====	=====	=====	=====

0

Indoor Working Levels of Radon [WLIND(i,t)]									
ONuclide (i)	t=	WLIND(i,t) (WL)							
		0.000E+00	1.000E+00	3.000E+00	1.000E+01	3.000E+01	1.000E+02	3.000E+02	1.000E+03
Ra-226	0.0000E+00	0.0000E+00	0.0000E+00	0.0000E+00	0.0000E+00	0.0000E+00	0.0000E+00	0.0000E+00	0.0000E+00
Ra-228	0.0000E+00	0.0000E+00	0.0000E+00	0.0000E+00	0.0000E+00	0.0000E+00	0.0000E+00	0.0000E+00	0.0000E+00
Th-228	0.0000E+00	0.0000E+00	0.0000E+00	0.0000E+00	0.0000E+00	0.0000E+00	0.0000E+00	0.0000E+00	0.0000E+00
Th-230	0.0000E+00	0.0000E+00	0.0000E+00	0.0000E+00	0.0000E+00	0.0000E+00	0.0000E+00	0.0000E+00	0.0000E+00
Th-232	0.0000E+00	0.0000E+00	0.0000E+00	0.0000E+00	0.0000E+00	0.0000E+00	0.0000E+00	0.0000E+00	0.0000E+00
=====	=====	=====	=====	=====	=====	=====	=====	=====	=====

0

0 Fraction of Time Spent Outdoors (FOTD): 2.850E-02
 Fraction of Time Spent Indoors (FIND): 0.000E+00

Dose/Source Ratios for Radon Pathway (p=9)											
Subpathway: Outdoor and Indoor Radon Flux											
Parent and Progeny Principal Radionuclide Contributions Indicated											
Parent (i)	Product (j)	Branch Fraction*	t =	0.000E+00	1.000E+00	3.000E+00	1.000E+01	3.000E+01	1.000E+02	3.000E+02	1.000E+03
Pb-210	Pb-210	1.000E+00		0.000E+00	0.000E+00	0.000E+00	0.000E+00	0.000E+00	0.000E+00	0.000E+00	0.000E+00
0Ra-226	Ra-226	1.000E+00		0.000E+00	0.000E+00	0.000E+00	0.000E+00	0.000E+00	0.000E+00	0.000E+00	0.000E+00
Ra-226	Pb-210	1.000E+00		0.000E+00	0.000E+00	0.000E+00	0.000E+00	0.000E+00	0.000E+00	0.000E+00	0.000E+00
Ra-226	\$DSR(j)			0.000E+00	0.000E+00	0.000E+00	0.000E+00	0.000E+00	0.000E+00	0.000E+00	0.000E+00
0Ra-228	Ra-228	1.000E+00		0.000E+00	0.000E+00	0.000E+00	0.000E+00	0.000E+00	0.000E+00	0.000E+00	0.000E+00
Ra-228	Th-228	1.000E+00		0.000E+00	0.000E+00	0.000E+00	0.000E+00	0.000E+00	0.000E+00	0.000E+00	0.000E+00
Ra-228	\$DSR(j)			0.000E+00	0.000E+00	0.000E+00	0.000E+00	0.000E+00	0.000E+00	0.000E+00	0.000E+00
0Th-228	Th-228	1.000E+00		0.000E+00	0.000E+00	0.000E+00	0.000E+00	0.000E+00	0.000E+00	0.000E+00	0.000E+00
0Th-230	Th-230	1.000E+00		0.000E+00	0.000E+00	0.000E+00	0.000E+00	0.000E+00	0.000E+00	0.000E+00	0.000E+00
Th-230	Ra-226	1.000E+00		0.000E+00	0.000E+00	0.000E+00	0.000E+00	0.000E+00	0.000E+00	0.000E+00	0.000E+00
Th-230	Pb-210	1.000E+00		0.000E+00	0.000E+00	0.000E+00	0.000E+00	0.000E+00	0.000E+00	0.000E+00	0.000E+00
Th-230	\$DSR(j)			0.000E+00	0.000E+00	0.000E+00	0.000E+00	0.000E+00	0.000E+00	0.000E+00	0.000E+00
0Th-232	Th-232	1.000E+00		0.000E+00	0.000E+00	0.000E+00	0.000E+00	0.000E+00	0.000E+00	0.000E+00	0.000E+00
Th-232	Ra-228	1.000E+00		0.000E+00	0.000E+00	0.000E+00	0.000E+00	0.000E+00	0.000E+00	0.000E+00	0.000E+00
Th-232	Th-228	1.000E+00		0.000E+00	0.000E+00	0.000E+00	0.000E+00	0.000E+00	0.000E+00	0.000E+00	0.000E+00
Th-232	\$DSR(j)			0.000E+00	0.000E+00	0.000E+00	0.000E+00	0.000E+00	0.000E+00	0.000E+00	0.000E+00

*Branch Fraction is the cumulative factor for the j't principal radionuclide daughter: CUMBRF(j) = BRF(1)*BRF(2)* ... BRF(j).

\$ is used to indicate summation; the Greek sigma is not included in this font.

The DSR includes contributions from associated (half-life <= 0.5 yr) daughters.

Dose/Source Ratios for Radon Pathway (p=9)										
Subpathway: Indoor Radon from Water Usage										
Parent and Progeny Principal Radionuclide Contributions Indicated										
OParent	Product	Branch	DSRRNW(j,t) (mrem/yr)/(pCi/g)							
(i)	(j)	Fraction*	t= 0.000E+00	1.000E+00	3.000E+00	1.000E+01	3.000E+01	1.000E+02	3.000E+02	1.000E+03
Pb-210	Pb-210	1.000E+00	0.000E+00	0.000E+00	0.000E+00	0.000E+00	0.000E+00	0.000E+00	0.000E+00	0.000E+00
ORa-226	Ra-226	1.000E+00	0.000E+00	0.000E+00	0.000E+00	0.000E+00	0.000E+00	0.000E+00	0.000E+00	0.000E+00
Ra-226	Pb-210	1.000E+00	0.000E+00	0.000E+00	0.000E+00	0.000E+00	0.000E+00	0.000E+00	0.000E+00	0.000E+00
Ra-226	\$DSR(j)		0.000E+00	0.000E+00	0.000E+00	0.000E+00	0.000E+00	0.000E+00	0.000E+00	0.000E+00
ORa-228	Ra-228	1.000E+00	0.000E+00	0.000E+00	0.000E+00	0.000E+00	0.000E+00	0.000E+00	0.000E+00	0.000E+00
Ra-228	Th-228	1.000E+00	0.000E+00	0.000E+00	0.000E+00	0.000E+00	0.000E+00	0.000E+00	0.000E+00	0.000E+00
Ra-228	\$DSR(j)		0.000E+00	0.000E+00	0.000E+00	0.000E+00	0.000E+00	0.000E+00	0.000E+00	0.000E+00
0Th-228	Th-228	1.000E+00	0.000E+00	0.000E+00	0.000E+00	0.000E+00	0.000E+00	0.000E+00	0.000E+00	0.000E+00
0Th-230	Th-230	1.000E+00	0.000E+00	0.000E+00	0.000E+00	0.000E+00	0.000E+00	0.000E+00	0.000E+00	0.000E+00
Th-230	Ra-226	1.000E+00	0.000E+00	0.000E+00	0.000E+00	0.000E+00	0.000E+00	0.000E+00	0.000E+00	0.000E+00
Th-230	Pb-210	1.000E+00	0.000E+00	0.000E+00	0.000E+00	0.000E+00	0.000E+00	0.000E+00	0.000E+00	0.000E+00
Th-230	\$DSR(j)		0.000E+00	0.000E+00	0.000E+00	0.000E+00	0.000E+00	0.000E+00	0.000E+00	0.000E+00
0Th-232	Th-232	1.000E+00	0.000E+00	0.000E+00	0.000E+00	0.000E+00	0.000E+00	0.000E+00	0.000E+00	0.000E+00
Th-232	Ra-228	1.000E+00	0.000E+00	0.000E+00	0.000E+00	0.000E+00	0.000E+00	0.000E+00	0.000E+00	0.000E+00
Th-232	Th-228	1.000E+00	0.000E+00	0.000E+00	0.000E+00	0.000E+00	0.000E+00	0.000E+00	0.000E+00	0.000E+00
Th-232	\$DSR(j)		0.000E+00	0.000E+00	0.000E+00	0.000E+00	0.000E+00	0.000E+00	0.000E+00	0.000E+00

*Branch Fraction is the cumulative factor for the j't principal radionuclide daughter: CUMBRF(j) = BRF(1)*BRF(2)* ... BRF(j).

\$ is used to indicate summation; the Greek sigma is not included in this font.

The DSR includes contributions from associated (half-life <= 0.5 yr) daughters.

Transport Time Parameters for Unsaturated Zone Stratum No. 1

Stratum thickness [h(1)]: 1.520000 m
 Bulk soil material density [rhob(1)]: 1.650000 g/cm**3
 Effective porosity [peuz(1)]: 0.200000
 Hydraulic conductivity [Khuz(1)]: 10.000000 m/yr
 Total porosity [ptuz(1)]: 0.400000
 Soil specific b parameter [buz(1)]: 5.300000
 Saturation ratio [srusz(1)]: 0.750879

Radio-nuclide (i)	Distribution Coefficient Kduz(i,1), cm**3/g	Retardation Factor Rduz(i,1)	Transport Time Dtuz(i,1), yr
Pb-210	1.0000E+02	5.5036E+02	6.1849E+02
Ra-226	7.0000E+01	3.8555E+02	4.3328E+02
Ra-228	7.0000E+01	3.8555E+02	4.3328E+02
Th-228	6.0000E+04	3.2961E+05	3.7042E+05
Th-230	6.0000E+04	3.2961E+05	3.7042E+05
Th-232	6.0000E+04	3.2961E+05	3.7042E+05
=====	=====	=====	=====

0

Transport Time Parameters for Unsaturated Zone created by the Falling Water Table

Water table drop rate [vwt]: 0.001000 m/yr
 Bulk soil material density [rhobaq]: 1.650000 g/cm**3
 Effective porosity [peaq]: 0.350000
 Hydraulic conductivity [Khaq]: 10.000000 m/yr
 Total porosity [ptaq]: 0.400000
 Soil specific b parameter [baq]: 5.300000
 Saturation ratio [sruaq]: 0.750879

Radio-nuclide (i)	Distribution Coefficient Kdaq(i), cm**3/g	Retardation Factor Rduaq(i)	Minimum Transport Time Dtuaq(i), yr
Pb-210	1.0000E+02	5.5036E+02	1.5297E+03
Ra-226	7.0000E+01	3.8555E+02	4.3128E+02
Ra-228	7.0000E+01	3.8555E+02	4.3128E+02
Th-228	6.0000E+04	3.2961E+05	Infinite
Th-230	6.0000E+04	3.2961E+05	Infinite
Th-232	6.0000E+04	3.2961E+05	Infinite
=====	=====	=====	=====

Source Terms, Factors, and Parameters Report:
File :

Tobacco Marsh SGA, Composite Recreationist Leaching Scenario
Leaching2 Composite Recreationist.RAD

Dilution Factor and Rise Time Parameters for Nondispersion (ND) Model

0 Aquifer contamination depth at well (z): 1.01560E+02 m
Depth of water intake below water table (dw): 1.00000E+01 m
Infiltration rate (In): 2.03120E-01 m/yr
Aquifer water flow rate (Vwfr): 2.00000E-01 m/yr
Hydraulic gradient (J): 2.00000E-02
Hydraulic conductivity of aquifer (Kszh): 1.00000E+01 m/yr
Contaminated zone extent parallel to gradient (l): 1.00000E+02 m
Distance below contaminated zone to water table (h): 0.15200E+01 m
Initial thickness of uncontaminated cover (Cd): 0.15200E+01 m
Initial thickness of contaminated zone (T): 0.12200E+01 m
Effective porosity of saturated zone (pesz): 0.35000E+00

0 Radio-nuclide (i)	Dilution Factor f(i)	Retardation Factor Rdsz(i)	Horizontal Transport Time Onsite Tauh(i), yr	Rise Time dt(i), yr	Decay Time Parameter 1/lamda(i),yr
Pb-210	4.580E-01	4.135E+02	7.236E+04	7.125E+03	3.217E+01
Ra-226	4.580E-01	2.898E+02	5.071E+04	4.993E+03	2.308E+03
Ra-228	4.580E-01	2.898E+02	5.071E+04	4.993E+03	8.295E+00
Th-228	4.580E-01	2.475E+05	4.331E+07	4.265E+06	2.760E+00
Th-230	4.580E-01	2.475E+05	4.331E+07	4.265E+06	1.111E+05
Th-232	4.580E-01	2.475E+05	4.331E+07	4.265E+06	2.027E+10
=====	=====	=====	=====	=====	=====

0

Primary Parameters Used for Calculating Water/Soil
Concentration Ratios for Groundwater Pathway Segment
Model used: Nondispersion (ND)

0 Bulk soil density in contaminated zone (rhob): 1.650 g/cm**3

0 Radio-nuclide (i)	Dilution Factor f(i)	Retardation Factor Rdcz(i)	Breakthrough Time Chain year	Single Nuclide Dt(i), yr	Rise Time dt(i), yr
Pb-210	4.580E-01	8.120E+02	8.646E+02	2.148E+03	7.125E+03
Ra-226	4.580E-01	5.687E+02	8.646E+02	8.646E+02	4.993E+03
Ra-228	4.580E-01	5.687E+02	8.646E+02	8.646E+02	4.993E+03
Th-228	4.580E-01	4.866E+05	8.646E+02	Infinite	4.265E+06
Th-230	4.580E-01	4.866E+05	Infinite	Infinite	4.265E+06
Th-232	4.580E-01	4.866E+05	Infinite	Infinite	4.265E+06
=====	=====	=====	=====	=====	=====

[illegible]

0

Water/Soil Concentration Ratios [WSR(j,2,t)] for Surface Water Pathway Segment

0

Watershed Area (Aw) = 1.0000E+06 m**2

Contaminated Zone Area (A) = 5.7250E+03 m**2

Dilution Factor (f') = 5.7250E-03

Soil Density (rhob) = 1.6500E+00 kg/m**3

[illegible]

Storage Times For Contaminated Foodstuffs

k	Food Item	STOR_T(k), days
1	non-leafy plants	14.
2	leafy plants	1.
3	milk	1.
4	meat	20.
5	fish	7.
6	crustacea	7.
7	well water	1.
8	surface water	1.
9	livestock fodder	45.

=====

0

Storage Time Ingrowth and Decay Factors

Storage Time for k'th Foodstuff: $t = \text{STOR_T}(k)$, days

Parent (i)	Product (j)	Branch Fraction	STOR_ID(i,j,t) = CONCE(i,j,t)/CONCE(i,i,0)									
			t= 1.400E+01	1.000E+00	1.000E+00	2.000E+01	7.000E+00	7.000E+00	1.000E+00	1.000E+00	4.500E+01	
Pb-210	Pb-210	1.000E+00	9.988E-01	9.999E-01	9.999E-01	9.983E-01	9.994E-01	9.994E-01	9.999E-01	9.999E-01	9.962E-01	
Ra-226	Ra-226	1.000E+00	1.000E+00	1.000E+00	1.000E+00	1.000E+00	1.000E+00	1.000E+00	1.000E+00	1.000E+00	9.999E-01	
Ra-226	Pb-210	1.000E+00	1.191E-03	8.510E-05	8.510E-05	1.701E-03	5.955E-04	5.955E-04	8.510E-05	8.510E-05	3.822E-03	
Ra-228	Ra-228	1.000E+00	9.954E-01	9.997E-01	9.997E-01	9.934E-01	9.977E-01	9.977E-01	9.997E-01	9.997E-01	9.853E-01	
Ra-228	Th-228	1.000E+00	1.376E-02	9.913E-04	9.913E-04	1.958E-02	6.912E-03	6.912E-03	9.913E-04	9.913E-04	4.333E-02	
Th-228	Th-228	1.000E+00	9.862E-01	9.990E-01	9.990E-01	9.804E-01	9.931E-01	9.931E-01	9.990E-01	9.990E-01	9.563E-01	
Th-230	Th-230	1.000E+00	1.000E+00	1.000E+00	1.000E+00	1.000E+00	1.000E+00	1.000E+00	1.000E+00	1.000E+00	1.000E+00	
Th-230	Ra-226	1.000E+00	1.661E-05	1.186E-06	1.186E-06	2.372E-05	8.303E-06	8.303E-06	1.186E-06	1.186E-06	5.337E-05	
Th-230	Pb-210	1.000E+00	9.888E-09	5.047E-11	5.047E-11	2.018E-08	2.472E-09	2.472E-09	5.047E-11	5.047E-11	1.021E-07	
Th-232	Th-232	1.000E+00	1.000E+00	1.000E+00	1.000E+00	1.000E+00	1.000E+00	1.000E+00	1.000E+00	1.000E+00	1.000E+00	
Th-232	Ra-228	1.000E+00	4.610E-03	3.300E-04	3.300E-04	6.579E-03	2.308E-03	2.308E-03	3.300E-04	3.300E-04	1.474E-02	
Th-232	Th-228	1.000E+00	3.189E-05	1.636E-07	1.636E-07	6.490E-05	7.996E-06	7.996E-06	1.636E-07	1.636E-07	3.250E-04	
=====	=====	=====	=====	=====	=====	=====	=====	=====	=====	=====	=====	

CONCE(i,j,t)/CONCE(i,i,0) is the concentration ratio of Product(j) at time t to Parent(i) at start of storage time.

Storage Time Correction Factors

Drinking Water from Well and/or Surface

Harvest Time = $t - 2.74E-03$ yr; Consumption Time = t yr

[illegible]

*Branch Fraction is the cumulative factor for the j't principal radionuclide daughter: CUMBRF(j) = BRF(1)*BRF(2)* ... BRF(j).

#Correction factor = (concentration in media at consumption time)/(concentration at harvest time).

Storage Time Correction Factors

Irrigation Water for Nonleafy Plants from Well and/or Surface

Harvest Time = $t - 4.11E-02$ yr; Consumption Time = $t - 3.83E-02$ yr

[illegible]

Storage Time Correction Factors

Irrigation Water for Nonleafy Plants from Well and/or Surface

Harvest Time = t - 4.11E-02 yr; Consumption Time = t - 3.83E-02 yr

Parent (i)	Product (j)	Branch Fraction*	CFWW(j,t,2)#							
			t= 0.000E+00	1.000E+00	3.000E+00	1.000E+01	3.000E+01	1.000E+02	3.000E+02	1.000E+03
Th-232	Th-232	1.000E+00	1.000E+00	1.000E+00	1.000E+00	1.000E+00	1.000E+00	1.000E+00	1.000E+00	1.000E+00
Th-232	Ra-228	1.000E+00	1.000E+00	1.000E+00	1.000E+00	1.000E+00	1.000E+00	1.000E+00	1.000E+00	1.000E+00
Th-232	Th-228	1.000E+00	1.000E+00	1.000E+00	1.000E+00	1.000E+00	1.000E+00	1.000E+00	1.000E+00	1.000E+00

*Branch Fraction is the cumulative factor for the j't principal radionuclide daughter: CUMBRF(j) = BRF(1)*BRF(2)* ... BRF(j).

#Correction factor = (concentration in media at consumption time)/(concentration at harvest time).

Storage Time Correction Factors

Irrigation Water for Leafy Plants from Well and/or Surface

Harvest Time = t - 5.48E-03 yr; Consumption Time = t - 2.74E-03 yr

Parent (i)	Product (j)	Branch Fraction*	CFWW(j,t,3)#							
			t= 0.000E+00	1.000E+00	3.000E+00	1.000E+01	3.000E+01	1.000E+02	3.000E+02	1.000E+03
Pb-210	Pb-210	1.000E+00	1.000E+00	9.999E-01	9.999E-01	9.999E-01	9.999E-01	9.999E-01	9.999E-01	9.999E-01
ORa-226	Ra-226	1.000E+00	1.000E+00	1.000E+00	1.000E+00	1.000E+00	1.000E+00	1.000E+00	1.000E+00	1.000E+00
Ra-226	Pb-210	1.000E+00	1.000E+00	1.000E+00	1.000E+00	1.000E+00	1.000E+00	1.000E+00	1.000E+00	1.000E+00
ORa-228	Ra-228	1.000E+00	1.000E+00	9.997E-01	9.997E-01	9.997E-01	9.997E-01	9.997E-01	9.997E-01	9.997E-01
Ra-228	Th-228	1.000E+00	1.000E+00	1.000E+00	1.000E+00	1.000E+00	1.000E+00	1.000E+00	1.000E+00	1.000E+00
0Th-228	Th-228	1.000E+00	1.000E+00	9.990E-01	9.990E-01	9.990E-01	9.990E-01	9.990E-01	9.990E-01	9.990E-01
0Th-230	Th-230	1.000E+00	1.000E+00	1.000E+00	1.000E+00	1.000E+00	1.000E+00	1.000E+00	1.000E+00	1.000E+00
Th-230	Ra-226	1.000E+00	1.000E+00	1.000E+00	1.000E+00	1.000E+00	1.000E+00	1.000E+00	1.000E+00	1.000E+00
Th-230	Pb-210	1.000E+00	1.000E+00	1.000E+00	1.000E+00	1.000E+00	1.000E+00	1.000E+00	1.000E+00	1.000E+00
0Th-232	Th-232	1.000E+00	1.000E+00	1.000E+00	1.000E+00	1.000E+00	1.000E+00	1.000E+00	1.000E+00	1.000E+00
Th-232	Ra-228	1.000E+00	1.000E+00	1.000E+00	1.000E+00	1.000E+00	1.000E+00	1.000E+00	1.000E+00	1.000E+00
Th-232	Th-228	1.000E+00	1.000E+00	1.000E+00	1.000E+00	1.000E+00	1.000E+00	1.000E+00	1.000E+00	1.000E+00

*Branch Fraction is the cumulative factor for the j't principal radionuclide daughter: CUMBRF(j) = BRF(1)*BRF(2)* ... BRF(j).

#Correction factor = (concentration in media at consumption time)/(concentration at harvest time).

Storage Time Correction Factors

Irrigation Water for Livestock (Milk) Fodder from Well and/or Surface

Harvest Time = $t - 1.29E-01$ yr; Consumption Time = $t - 1.26E-01$ yr

[illegible]

*Branch Fraction is the cumulative factor for the j't principal radionuclide daughter: $CUMBRF(j) = BRF(1) * BRF(2) * \dots BRF(j)$.

#Correction factor = (concentration in media at consumption time)/(concentration at harvest time).

Storage Time Correction Factors

Irrigation Water for Livestock (Meat) Fodder from Well and/or Surface

Harvest Time = $t - 1.81E-01$ yr; Consumption Time = $t - 1.78E-01$ yr

[illegible]

Storage Time Correction Factors

Irrigation Water for Livestock (Meat) Fodder from Well and/or Surface

Harvest Time = t - 1.81E-01 yr; Consumption Time = t - 1.78E-01 yr

OParent (i)	Product (j)	Branch Fraction*	CFWW(j,t,7)#							
		t =	0.000E+00	1.000E+00	3.000E+00	1.000E+01	3.000E+01	1.000E+02	3.000E+02	1.000E+03
Th-232	Th-232	1.000E+00	1.000E+00	1.000E+00	1.000E+00	1.000E+00	1.000E+00	1.000E+00	1.000E+00	1.000E+00
Th-232	Ra-228	1.000E+00	1.000E+00	1.000E+00	1.000E+00	1.000E+00	1.000E+00	1.000E+00	1.000E+00	1.000E+00
Th-232	Th-228	1.000E+00	1.000E+00	1.000E+00	1.000E+00	1.000E+00	1.000E+00	1.000E+00	1.000E+00	1.000E+00

*Branch Fraction is the cumulative factor for the j't principal radionuclide daughter: CUMBRF(j) = BRF(1)*BRF(2)* ... BRF(j).

#Correction factor = (concentration in media at consumption time)/(concentration at harvest time).

Storage Time Correction Factors

Livestock (Milk) Water from Well and/or Surface

Harvest Time = t - 5.48E-03 yr; Consumption Time = t - 2.74E-03 yr

OParent (i)	Product (j)	Branch Fraction*	CFWW(j,t,4)#							
		t =	0.000E+00	1.000E+00	3.000E+00	1.000E+01	3.000E+01	1.000E+02	3.000E+02	1.000E+03
Pb-210	Pb-210	1.000E+00	1.000E+00	9.999E-01	9.999E-01	9.999E-01	9.999E-01	9.999E-01	9.999E-01	9.999E-01
ORa-226	Ra-226	1.000E+00	1.000E+00	1.000E+00	1.000E+00	1.000E+00	1.000E+00	1.000E+00	1.000E+00	1.000E+00
Ra-226	Pb-210	1.000E+00	1.000E+00	1.000E+00	1.000E+00	1.000E+00	1.000E+00	1.000E+00	1.000E+00	1.000E+00
ORa-228	Ra-228	1.000E+00	1.000E+00	9.997E-01	9.997E-01	9.997E-01	9.997E-01	9.997E-01	9.997E-01	9.997E-01
Ra-228	Th-228	1.000E+00	1.000E+00	1.000E+00	1.000E+00	1.000E+00	1.000E+00	1.000E+00	1.000E+00	1.000E+00
0Th-228	Th-228	1.000E+00	1.000E+00	9.990E-01	9.990E-01	9.990E-01	9.990E-01	9.990E-01	9.990E-01	9.990E-01
0Th-230	Th-230	1.000E+00	1.000E+00	1.000E+00	1.000E+00	1.000E+00	1.000E+00	1.000E+00	1.000E+00	1.000E+00
Th-230	Ra-226	1.000E+00	1.000E+00	1.000E+00	1.000E+00	1.000E+00	1.000E+00	1.000E+00	1.000E+00	1.000E+00
Th-230	Pb-210	1.000E+00	1.000E+00	1.000E+00	1.000E+00	1.000E+00	1.000E+00	1.000E+00	1.000E+00	1.000E+00
0Th-232	Th-232	1.000E+00	1.000E+00	1.000E+00	1.000E+00	1.000E+00	1.000E+00	1.000E+00	1.000E+00	1.000E+00
Th-232	Ra-228	1.000E+00	1.000E+00	1.000E+00	1.000E+00	1.000E+00	1.000E+00	1.000E+00	1.000E+00	1.000E+00
Th-232	Th-228	1.000E+00	1.000E+00	1.000E+00	1.000E+00	1.000E+00	1.000E+00	1.000E+00	1.000E+00	1.000E+00

*Branch Fraction is the cumulative factor for the j't principal radionuclide daughter: CUMBRF(j) = BRF(1)*BRF(2)* ... BRF(j).

#Correction factor = (concentration in media at consumption time)/(concentration at harvest time).

Storage Time Correction Factors										
Livestock (Meat) Water from Well and/or Surface										
Harvest Time = t - 5.75E-02 yr; Consumption Time = t - 5.48E-02 yr										
OParent (i)	Product (j)	Branch Fraction*	t = 0.000E+00	1.000E+00	3.000E+00	1.000E+01	3.000E+01	1.000E+02	3.000E+02	1.000E+03
Pb-210	Pb-210	1.000E+00	1.000E+00	9.999E-01	9.999E-01	9.999E-01	9.999E-01	9.999E-01	9.999E-01	9.999E-01
ORa-226	Ra-226	1.000E+00	1.000E+00	1.000E+00	1.000E+00	1.000E+00	1.000E+00	1.000E+00	1.000E+00	1.000E+00
Ra-226	Pb-210	1.000E+00	1.000E+00	1.000E+00	1.000E+00	1.000E+00	1.000E+00	1.000E+00	1.000E+00	1.000E+00
ORa-228	Ra-228	1.000E+00	1.000E+00	9.997E-01	9.997E-01	9.997E-01	9.997E-01	9.997E-01	9.997E-01	9.997E-01
Ra-228	Th-228	1.000E+00	1.000E+00	1.000E+00	1.000E+00	1.000E+00	1.000E+00	1.000E+00	1.000E+00	1.000E+00
0Th-228	Th-228	1.000E+00	1.000E+00	9.990E-01	9.990E-01	9.990E-01	9.990E-01	9.990E-01	9.990E-01	9.990E-01
0Th-230	Th-230	1.000E+00	1.000E+00	1.000E+00	1.000E+00	1.000E+00	1.000E+00	1.000E+00	1.000E+00	1.000E+00
Th-230	Ra-226	1.000E+00	1.000E+00	1.000E+00	1.000E+00	1.000E+00	1.000E+00	1.000E+00	1.000E+00	1.000E+00
Th-230	Pb-210	1.000E+00	1.000E+00	1.000E+00	1.000E+00	1.000E+00	1.000E+00	1.000E+00	1.000E+00	1.000E+00
0Th-232	Th-232	1.000E+00	1.000E+00	1.000E+00	1.000E+00	1.000E+00	1.000E+00	1.000E+00	1.000E+00	1.000E+00
Th-232	Ra-228	1.000E+00	1.000E+00	1.000E+00	1.000E+00	1.000E+00	1.000E+00	1.000E+00	1.000E+00	1.000E+00
Th-232	Th-228	1.000E+00	1.000E+00	1.000E+00	1.000E+00	1.000E+00	1.000E+00	1.000E+00	1.000E+00	1.000E+00

*Branch Fraction is the cumulative factor for the j't principal radionuclide daughter: CUMBRF(j) = BRF(1)*BRF(2)* ... BRF(j).

#Correction factor = (concentration in media at consumption time)/(concentration at harvest time).

Storage Time Correction Factors for Nonleafy Plants										
Harvest Time = t - 3.83E-02 yr; Consumption Time = t yr										
OParent (i)	Product (j)	Branch Fraction*	t = 0.000E+00	1.000E+00	3.000E+00	1.000E+01	3.000E+01	1.000E+02	3.000E+02	1.000E+03
Pb-210	Pb-210	1.000E+00	1.000E+00	9.988E-01	9.988E-01	9.988E-01	9.988E-01	9.988E-01	9.988E-01	9.988E-01
ORa-226	Ra-226	1.000E+00	1.000E+00	1.000E+00	1.000E+00	1.000E+00	1.000E+00	1.000E+00	1.000E+00	1.000E+00
Ra-226	Pb-210	1.000E+00	1.000E+00	1.000E+00	1.000E+00	1.000E+00	1.000E+00	1.000E+00	1.000E+00	1.000E+00
ORa-228	Ra-228	1.000E+00	1.000E+00	9.954E-01	9.954E-01	9.954E-01	9.954E-01	9.954E-01	9.954E-01	9.954E-01
Ra-228	Th-228	1.000E+00	1.000E+00	1.000E+00	1.000E+00	1.000E+00	1.000E+00	1.000E+00	1.000E+00	1.000E+00
0Th-228	Th-228	1.000E+00	1.000E+00	9.862E-01	9.862E-01	9.862E-01	9.862E-01	9.862E-01	9.862E-01	9.862E-01
0Th-230	Th-230	1.000E+00	1.000E+00	1.000E+00	1.000E+00	1.000E+00	1.000E+00	1.000E+00	1.000E+00	1.000E+00
Th-230	Ra-226	1.000E+00	1.000E+00	1.000E+00	1.000E+00	1.000E+00	1.000E+00	1.000E+00	1.000E+00	1.000E+00
Th-230	Pb-210	1.000E+00	1.000E+00	1.000E+00	1.000E+00	1.000E+00	1.000E+00	1.000E+00	1.000E+00	1.000E+00
0Th-232	Th-232	1.000E+00	1.000E+00	1.000E+00	1.000E+00	1.000E+00	1.000E+00	1.000E+00	1.000E+00	1.000E+00
Th-232	Ra-228	1.000E+00	1.000E+00	1.000E+00	1.000E+00	1.000E+00	1.000E+00	1.000E+00	1.000E+00	1.000E+00
Th-232	Th-228	1.000E+00	1.000E+00	1.000E+00	1.000E+00	1.000E+00	1.000E+00	1.000E+00	1.000E+00	1.000E+00

*Branch Fraction is the cumulative factor for the j't principal radionuclide daughter: CUMBRF(j) = BRF(1)*BRF(2)* ... BRF(j).

#Correction factor = (concentration in media at consumption time)/(concentration at harvest time).

Storage Time Correction Factors for Leafy Plants
Harvest Time = t - 2.74E-03 yr; Consumption Time = t yr

OParent (i)	Product (j)	Branch Fraction*	CF3(j,2,t)#							
			t= 0.000E+00	1.000E+00	3.000E+00	1.000E+01	3.000E+01	1.000E+02	3.000E+02	1.000E+03
Pb-210	Pb-210	1.000E+00	1.000E+00	9.999E-01	9.999E-01	9.999E-01	9.999E-01	9.999E-01	9.999E-01	9.999E-01
ORa-226	Ra-226	1.000E+00	1.000E+00	1.000E+00	1.000E+00	1.000E+00	1.000E+00	1.000E+00	1.000E+00	1.000E+00
Ra-226	Pb-210	1.000E+00	1.000E+00	1.000E+00	1.000E+00	1.000E+00	1.000E+00	1.000E+00	1.000E+00	1.000E+00
ORa-228	Ra-228	1.000E+00	1.000E+00	9.997E-01	9.997E-01	9.997E-01	9.997E-01	9.997E-01	9.997E-01	9.997E-01
Ra-228	Th-228	1.000E+00	1.000E+00	1.000E+00	1.000E+00	1.000E+00	1.000E+00	1.000E+00	1.000E+00	1.000E+00
0Th-228	Th-228	1.000E+00	1.000E+00	9.990E-01	9.990E-01	9.990E-01	9.990E-01	9.990E-01	9.990E-01	9.990E-01
0Th-230	Th-230	1.000E+00	1.000E+00	1.000E+00	1.000E+00	1.000E+00	1.000E+00	1.000E+00	1.000E+00	1.000E+00
Th-230	Ra-226	1.000E+00	1.000E+00	1.000E+00	1.000E+00	1.000E+00	1.000E+00	1.000E+00	1.000E+00	1.000E+00
Th-230	Pb-210	1.000E+00	1.000E+00	1.000E+00	1.000E+00	1.000E+00	1.000E+00	1.000E+00	1.000E+00	1.000E+00
0Th-232	Th-232	1.000E+00	1.000E+00	1.000E+00	1.000E+00	1.000E+00	1.000E+00	1.000E+00	1.000E+00	1.000E+00
Th-232	Ra-228	1.000E+00	1.000E+00	1.000E+00	1.000E+00	1.000E+00	1.000E+00	1.000E+00	1.000E+00	1.000E+00
Th-232	Th-228	1.000E+00	1.000E+00	1.000E+00	1.000E+00	1.000E+00	1.000E+00	1.000E+00	1.000E+00	1.000E+00

*Branch Fraction is the cumulative factor for the j't principal radionuclide daughter: CUMBRF(j) = BRF(1)*BRF(2)* ... BRF(j).

#Correction factor = (concentration in media at consumption time)/(concentration at harvest time).

Storage Time Correction Factors for Livestock (Meat) Fodder
Harvest Time = t - 1.78E-01 yr; Consumption Time = t - 5.48E-02 yr

OParent (i)	Product (j)	Branch Fraction*	CFLF(j,1,t)#							
			t= 0.000E+00	1.000E+00	3.000E+00	1.000E+01	3.000E+01	1.000E+02	3.000E+02	1.000E+03
Pb-210	Pb-210	1.000E+00	1.000E+00	9.962E-01	9.962E-01	9.962E-01	9.962E-01	9.962E-01	9.962E-01	9.962E-01
ORa-226	Ra-226	1.000E+00	1.000E+00	9.999E-01	9.999E-01	9.999E-01	9.999E-01	9.999E-01	9.999E-01	9.999E-01
Ra-226	Pb-210	1.000E+00	1.000E+00	1.000E+00	1.000E+00	1.000E+00	1.000E+00	1.000E+00	1.000E+00	1.000E+00
ORa-228	Ra-228	1.000E+00	1.000E+00	9.853E-01	9.853E-01	9.853E-01	9.853E-01	9.853E-01	9.853E-01	9.853E-01
Ra-228	Th-228	1.000E+00	1.000E+00	1.000E+00	1.000E+00	1.000E+00	1.000E+00	1.000E+00	1.000E+00	1.000E+00
0Th-228	Th-228	1.000E+00	1.000E+00	9.563E-01	9.563E-01	9.563E-01	9.563E-01	9.563E-01	9.563E-01	9.563E-01
0Th-230	Th-230	1.000E+00	1.000E+00	1.000E+00	1.000E+00	1.000E+00	1.000E+00	1.000E+00	1.000E+00	1.000E+00
Th-230	Ra-226	1.000E+00	1.000E+00	1.000E+00	1.000E+00	1.000E+00	1.000E+00	1.000E+00	1.000E+00	1.000E+00
Th-230	Pb-210	1.000E+00	1.000E+00	1.000E+00	1.000E+00	1.000E+00	1.000E+00	1.000E+00	1.000E+00	1.000E+00
0Th-232	Th-232	1.000E+00	1.000E+00	1.000E+00	1.000E+00	1.000E+00	1.000E+00	1.000E+00	1.000E+00	1.000E+00
Th-232	Ra-228	1.000E+00	1.000E+00	1.000E+00	1.000E+00	1.000E+00	1.000E+00	1.000E+00	1.000E+00	1.000E+00
Th-232	Th-228	1.000E+00	1.000E+00	1.000E+00	1.000E+00	1.000E+00	1.000E+00	1.000E+00	1.000E+00	1.000E+00

*Branch Fraction is the cumulative factor for the j't principal radionuclide daughter: CUMBRF(j) = BRF(1)*BRF(2)* ... BRF(j).

#Correction factor = (concentration in media at consumption time)/(concentration at harvest time).

Storage Time Correction Factors for Livestock (Milk) Fodder
Harvest Time = t - 1.26E-01 yr; Consumption Time = t - 2.74E-03 yr

OParent (i)	Product (j)	Branch Fraction*	CF45(j,1,t)#							
			t= 0.000E+00	1.000E+00	3.000E+00	1.000E+01	3.000E+01	1.000E+02	3.000E+02	1.000E+03
Pb-210	Pb-210	1.000E+00	1.000E+00	9.962E-01	9.962E-01	9.962E-01	9.962E-01	9.962E-01	9.962E-01	9.962E-01
ORa-226	Ra-226	1.000E+00	1.000E+00	9.999E-01	9.999E-01	9.999E-01	9.999E-01	9.999E-01	9.999E-01	9.999E-01
Ra-226	Pb-210	1.000E+00	1.000E+00	1.000E+00	1.000E+00	1.000E+00	1.000E+00	1.000E+00	1.000E+00	1.000E+00
ORa-228	Ra-228	1.000E+00	1.000E+00	9.853E-01	9.853E-01	9.853E-01	9.853E-01	9.853E-01	9.853E-01	9.853E-01
Ra-228	Th-228	1.000E+00	1.000E+00	1.000E+00	1.000E+00	1.000E+00	1.000E+00	1.000E+00	1.000E+00	1.000E+00
0Th-228	Th-228	1.000E+00	1.000E+00	9.563E-01	9.563E-01	9.563E-01	9.563E-01	9.563E-01	9.563E-01	9.563E-01
0Th-230	Th-230	1.000E+00	1.000E+00	1.000E+00	1.000E+00	1.000E+00	1.000E+00	1.000E+00	1.000E+00	1.000E+00
Th-230	Ra-226	1.000E+00	1.000E+00	1.000E+00	1.000E+00	1.000E+00	1.000E+00	1.000E+00	1.000E+00	1.000E+00
Th-230	Pb-210	1.000E+00	1.000E+00	1.000E+00	1.000E+00	1.000E+00	1.000E+00	1.000E+00	1.000E+00	1.000E+00
0Th-232	Th-232	1.000E+00	1.000E+00	1.000E+00	1.000E+00	1.000E+00	1.000E+00	1.000E+00	1.000E+00	1.000E+00
Th-232	Ra-228	1.000E+00	1.000E+00	1.000E+00	1.000E+00	1.000E+00	1.000E+00	1.000E+00	1.000E+00	1.000E+00
Th-232	Th-228	1.000E+00	1.000E+00	1.000E+00	1.000E+00	1.000E+00	1.000E+00	1.000E+00	1.000E+00	1.000E+00

*Branch Fraction is the cumulative factor for the j't principal radionuclide daughter: CUMBRF(j) = BRF(1)*BRF(2)* ... BRF(j).

#Correction factor = (concentration in media at consumption time)/(concentration at harvest time).

Storage Time Correction Factors for Meat
Harvest Time = t - 5.48E-02 yr; Consumption Time = t yr

OParent (i)	Product (j)	Branch Fraction*	CF45(j,1,t)#							
			t= 0.000E+00	1.000E+00	3.000E+00	1.000E+01	3.000E+01	1.000E+02	3.000E+02	1.000E+03
Pb-210	Pb-210	1.000E+00	1.000E+00	9.983E-01	9.983E-01	9.983E-01	9.983E-01	9.983E-01	9.983E-01	9.983E-01
ORa-226	Ra-226	1.000E+00	1.000E+00	1.000E+00	1.000E+00	1.000E+00	1.000E+00	1.000E+00	1.000E+00	1.000E+00
Ra-226	Pb-210	1.000E+00	1.000E+00	1.000E+00	1.000E+00	1.000E+00	1.000E+00	1.000E+00	1.000E+00	1.000E+00
ORa-228	Ra-228	1.000E+00	1.000E+00	9.934E-01	9.934E-01	9.934E-01	9.934E-01	9.934E-01	9.934E-01	9.934E-01
Ra-228	Th-228	1.000E+00	1.000E+00	1.000E+00	1.000E+00	1.000E+00	1.000E+00	1.000E+00	1.000E+00	1.000E+00
0Th-228	Th-228	1.000E+00	1.000E+00	9.804E-01	9.804E-01	9.804E-01	9.804E-01	9.804E-01	9.804E-01	9.804E-01
0Th-230	Th-230	1.000E+00	1.000E+00	1.000E+00	1.000E+00	1.000E+00	1.000E+00	1.000E+00	1.000E+00	1.000E+00
Th-230	Ra-226	1.000E+00	1.000E+00	1.000E+00	1.000E+00	1.000E+00	1.000E+00	1.000E+00	1.000E+00	1.000E+00
Th-230	Pb-210	1.000E+00	1.000E+00	1.000E+00	1.000E+00	1.000E+00	1.000E+00	1.000E+00	1.000E+00	1.000E+00
0Th-232	Th-232	1.000E+00	1.000E+00	1.000E+00	1.000E+00	1.000E+00	1.000E+00	1.000E+00	1.000E+00	1.000E+00
Th-232	Ra-228	1.000E+00	1.000E+00	1.000E+00	1.000E+00	1.000E+00	1.000E+00	1.000E+00	1.000E+00	1.000E+00
Th-232	Th-228	1.000E+00	1.000E+00	1.000E+00	1.000E+00	1.000E+00	1.000E+00	1.000E+00	1.000E+00	1.000E+00

*Branch Fraction is the cumulative factor for the j't principal radionuclide daughter: CUMBRF(j) = BRF(1)*BRF(2)* ... BRF(j).

#Correction factor = (concentration in media at consumption time)/(concentration at harvest time).

Storage Time Correction Factors for Milk										
Harvest Time = t - 2.74E-03 yr; Consumption Time = t yr										
OParent	Product	Branch	CF45(j,2,t)#							
(i)	(j)	Fraction*	t = 0.000E+00	1.000E+00	3.000E+00	1.000E+01	3.000E+01	1.000E+02	3.000E+02	1.000E+03
Pb-210	Pb-210	1.000E+00	1.000E+00	9.999E-01	9.999E-01	9.999E-01	9.999E-01	9.999E-01	9.999E-01	9.999E-01
ORa-226	Ra-226	1.000E+00	1.000E+00	1.000E+00	1.000E+00	1.000E+00	1.000E+00	1.000E+00	1.000E+00	1.000E+00
Ra-226	Pb-210	1.000E+00	1.000E+00	1.000E+00	1.000E+00	1.000E+00	1.000E+00	1.000E+00	1.000E+00	1.000E+00
ORa-228	Ra-228	1.000E+00	1.000E+00	9.997E-01	9.997E-01	9.997E-01	9.997E-01	9.997E-01	9.997E-01	9.997E-01
Ra-228	Th-228	1.000E+00	1.000E+00	1.000E+00	1.000E+00	1.000E+00	1.000E+00	1.000E+00	1.000E+00	1.000E+00
0Th-228	Th-228	1.000E+00	1.000E+00	9.990E-01	9.990E-01	9.990E-01	9.990E-01	9.990E-01	9.990E-01	9.990E-01
0Th-230	Th-230	1.000E+00	1.000E+00	1.000E+00	1.000E+00	1.000E+00	1.000E+00	1.000E+00	1.000E+00	1.000E+00
Th-230	Ra-226	1.000E+00	1.000E+00	1.000E+00	1.000E+00	1.000E+00	1.000E+00	1.000E+00	1.000E+00	1.000E+00
Th-230	Pb-210	1.000E+00	1.000E+00	1.000E+00	1.000E+00	1.000E+00	1.000E+00	1.000E+00	1.000E+00	1.000E+00
0Th-232	Th-232	1.000E+00	1.000E+00	1.000E+00	1.000E+00	1.000E+00	1.000E+00	1.000E+00	1.000E+00	1.000E+00
Th-232	Ra-228	1.000E+00	1.000E+00	1.000E+00	1.000E+00	1.000E+00	1.000E+00	1.000E+00	1.000E+00	1.000E+00
Th-232	Th-228	1.000E+00	1.000E+00	1.000E+00	1.000E+00	1.000E+00	1.000E+00	1.000E+00	1.000E+00	1.000E+00

*Branch Fraction is the cumulative factor for the j't principal radionuclide daughter: CUMBRF(j) = BRF(1)*BRF(2)* ... BRF(j).

#Correction factor = (concentration in media at consumption time)/(concentration at harvest time).

Storage Time Correction Factors for Fish & Crustacea										
Harvest Time = t - 1.92E-02 yr; Consumption Time = t yr										
OParent	Product	Branch	CFF(j,1,t)#							
(i)	(j)	Fraction*	t = 0.000E+00	1.000E+00	3.000E+00	1.000E+01	3.000E+01	1.000E+02	3.000E+02	1.000E+03
Pb-210	Pb-210	1.000E+00	1.000E+00	9.994E-01	9.994E-01	9.994E-01	9.994E-01	9.994E-01	9.994E-01	9.994E-01
ORa-226	Ra-226	1.000E+00	1.000E+00	1.000E+00	1.000E+00	1.000E+00	1.000E+00	1.000E+00	1.000E+00	1.000E+00
Ra-226	Pb-210	1.000E+00	1.000E+00	1.000E+00	1.000E+00	1.000E+00	1.000E+00	1.000E+00	1.000E+00	9.996E-01
ORa-228	Ra-228	1.000E+00	1.000E+00	9.977E-01	9.977E-01	9.977E-01	9.977E-01	9.977E-01	9.977E-01	9.977E-01
Ra-228	Th-228	1.000E+00	1.000E+00	1.000E+00	1.000E+00	1.000E+00	1.000E+00	1.000E+00	1.000E+00	1.000E+00
0Th-228	Th-228	1.000E+00	1.000E+00	9.931E-01	9.931E-01	9.931E-01	9.931E-01	9.931E-01	9.931E-01	9.931E-01
0Th-230	Th-230	1.000E+00	1.000E+00	1.000E+00	1.000E+00	1.000E+00	1.000E+00	1.000E+00	1.000E+00	1.000E+00
Th-230	Ra-226	1.000E+00	1.000E+00	1.000E+00	1.000E+00	1.000E+00	1.000E+00	1.000E+00	1.000E+00	1.000E+00
Th-230	Pb-210	1.000E+00	1.000E+00	1.000E+00	1.000E+00	1.000E+00	1.000E+00	1.000E+00	1.000E+00	9.996E-01
0Th-232	Th-232	1.000E+00	1.000E+00	1.000E+00	1.000E+00	1.000E+00	1.000E+00	1.000E+00	1.000E+00	1.000E+00
Th-232	Ra-228	1.000E+00	1.000E+00	1.000E+00	1.000E+00	1.000E+00	1.000E+00	1.000E+00	1.000E+00	1.000E+00
Th-232	Th-228	1.000E+00	1.000E+00	1.000E+00	1.000E+00	1.000E+00	1.000E+00	1.000E+00	1.000E+00	1.000E+00

*Branch Fraction is the cumulative factor for the j't principal radionuclide daughter: CUMBRF(j) = BRF(1)*BRF(2)* ... BRF(j).

#Correction factor = (concentration in media at consumption time)/(concentration at harvest time).

**Area and Depth Factors for Plant (p=3), Meat (p=4), and Milk (p=5) Pathways
Root Uptake from Contaminated Soil (q=1)**

Area Factor for Plant Foods [FA(3)] = 0.03

[illegible]

0

Area and Depth Factors for Plant (p=3), Meat (p=4), and Milk (p=5) Pathways
Foliar Uptake from Contaminated Dust (q=2)

Area Factor for Plant Foods [FA(3)] = 0.03

[illegible]

Q

Area and Depth Factors for Plant (p=3), Meat (p=4), and Milk (p=5) Pathways
Ditch Irrigation (q=3)

Area Factor for Plant Foods [FA(3)] = 0.03

[illegible]

Area and Depth Factors for Plant (p=3), Meat (p=4), and Milk (p=5) Pathways
Overhead Irrigation (q=4)

Area Factor for Plant Foods [FA(3)] = 0.03

The Depth Factor Value

$FD(i,p,q,t) = 1.0000E+00$

is applicable for all radionuclides(i) and times(t).

0

Area and Depth Factors for Meat (p=4) and Milk (p=5) Pathways
Transfer from Livestock Water (q=5) and Soil (q=6) Intake

Area Factor for Meat and Milk [FA(p),p=4,5] = 0.30

The livestock water subpathway (q=5) and livestock soil intake subpathway (q=6)
occur only for the meat (p=4) and milk (p=5) pathways.

0

Area and Depth Factors for Meat (p=4) and Milk (p=5) Pathways
Transfer from Livestock Water (q=5) and Soil (q=6) Intake

Area Factor for Meat and Milk [FA(p),p=4,5] = 0.30

The livestock water subpathway (q=5) and livestock soil intake subpathway (q=6)
occur only for the meat (p=4) and milk (p=5) pathways.

Dose Conversion and Environmental Transport Factors for the Plant Food Pathway (p=3)											
Subpathway: Root Uptake from Contaminated Soil (q=1)											
0Parent	Product	DCF(j,3)*	ETF(j,3,1,t) (g/yr)								
(i)	(j)		t=	0.000E+00	1.000E+00	3.000E+00	1.000E+01	3.000E+01	1.000E+02	3.000E+02	1.000E+03
Pb-210	Pb-210	7.270E-03	0.000E+00	0.000E+00	0.000E+00	0.000E+00	0.000E+00	0.000E+00	0.000E+00	0.000E+00	0.000E+00
0Ra-226	Ra-226	1.330E-03	0.000E+00	0.000E+00	0.000E+00	0.000E+00	0.000E+00	0.000E+00	0.000E+00	0.000E+00	0.000E+00
Ra-226	Pb-210	7.270E-03	0.000E+00	0.000E+00	0.000E+00	0.000E+00	0.000E+00	0.000E+00	0.000E+00	0.000E+00	0.000E+00
0Ra-228	Ra-228	1.440E-03	0.000E+00	0.000E+00	0.000E+00	0.000E+00	0.000E+00	0.000E+00	0.000E+00	0.000E+00	0.000E+00
Ra-228	Th-228	8.080E-04	0.000E+00	0.000E+00	0.000E+00	0.000E+00	0.000E+00	0.000E+00	0.000E+00	0.000E+00	0.000E+00
0Th-228	Th-228	8.080E-04	0.000E+00	0.000E+00	0.000E+00	0.000E+00	0.000E+00	0.000E+00	0.000E+00	0.000E+00	0.000E+00
0Th-230	Th-230	5.480E-04	0.000E+00	0.000E+00	0.000E+00	0.000E+00	0.000E+00	0.000E+00	0.000E+00	0.000E+00	0.000E+00
Th-230	Ra-226	1.330E-03	0.000E+00	0.000E+00	0.000E+00	0.000E+00	0.000E+00	0.000E+00	0.000E+00	0.000E+00	0.000E+00
Th-230	Pb-210	7.270E-03	0.000E+00	0.000E+00	0.000E+00	0.000E+00	0.000E+00	0.000E+00	0.000E+00	0.000E+00	0.000E+00
0Th-232	Th-232	2.730E-03	0.000E+00	0.000E+00	0.000E+00	0.000E+00	0.000E+00	0.000E+00	0.000E+00	0.000E+00	0.000E+00
Th-232	Ra-228	1.440E-03	0.000E+00	0.000E+00	0.000E+00	0.000E+00	0.000E+00	0.000E+00	0.000E+00	0.000E+00	0.000E+00
Th-232	Th-228	8.080E-04	0.000E+00	0.000E+00	0.000E+00	0.000E+00	0.000E+00	0.000E+00	0.000E+00	0.000E+00	0.000E+00
=====	=====	=====	=====	=====	=====	=====	=====	=====	=====	=====	=====

* - The dose conversion factor units are mrem/pCi.

0

Dose Conversion and Environmental Transport Factors for the Plant Food Pathway (p=3)											
			Subpathway: Foliar Uptake from Contaminated Dust (q=2)								
0Parent	Product	DCF(j,3)*	ETF(j,3,2,t) (g/yr)								
(i)	(j)		t=	0.000E+00	1.000E+00	3.000E+00	1.000E+01	3.000E+01	1.000E+02	3.000E+02	1.000E+03
Pb-210	Pb-210	7.270E-03	0.000E+00	0.000E+00	0.000E+00	0.000E+00	0.000E+00	0.000E+00	0.000E+00	0.000E+00	0.000E+00
0Ra-226	Ra-226	1.330E-03	0.000E+00	0.000E+00	0.000E+00	0.000E+00	0.000E+00	0.000E+00	0.000E+00	0.000E+00	0.000E+00
Ra-226	Pb-210	7.270E-03	0.000E+00	0.000E+00	0.000E+00	0.000E+00	0.000E+00	0.000E+00	0.000E+00	0.000E+00	0.000E+00
0Ra-228	Ra-228	1.440E-03	0.000E+00	0.000E+00	0.000E+00	0.000E+00	0.000E+00	0.000E+00	0.000E+00	0.000E+00	0.000E+00
Ra-228	Th-228	8.080E-04	0.000E+00	0.000E+00	0.000E+00	0.000E+00	0.000E+00	0.000E+00	0.000E+00	0.000E+00	0.000E+00
0Th-228	Th-228	8.080E-04	0.000E+00	0.000E+00	0.000E+00	0.000E+00	0.000E+00	0.000E+00	0.000E+00	0.000E+00	0.000E+00
0Th-230	Th-230	5.480E-04	0.000E+00	0.000E+00	0.000E+00	0.000E+00	0.000E+00	0.000E+00	0.000E+00	0.000E+00	0.000E+00
Th-230	Ra-226	1.330E-03	0.000E+00	0.000E+00	0.000E+00	0.000E+00	0.000E+00	0.000E+00	0.000E+00	0.000E+00	0.000E+00
Th-230	Pb-210	7.270E-03	0.000E+00	0.000E+00	0.000E+00	0.000E+00	0.000E+00	0.000E+00	0.000E+00	0.000E+00	0.000E+00
0Th-232	Th-232	2.730E-03	0.000E+00	0.000E+00	0.000E+00	0.000E+00	0.000E+00	0.000E+00	0.000E+00	0.000E+00	0.000E+00
Th-232	Ra-228	1.440E-03	0.000E+00	0.000E+00	0.000E+00	0.000E+00	0.000E+00	0.000E+00	0.000E+00	0.000E+00	0.000E+00
Th-232	Th-228	8.080E-04	0.000E+00	0.000E+00	0.000E+00	0.000E+00	0.000E+00	0.000E+00	0.000E+00	0.000E+00	0.000E+00
=====	=====	=====	=====	=====	=====	=====	=====	=====	=====	=====	=====

* - The dose conversion factor units are mrem/pCi.

Dose Conversion and Environmental Transport Factors for the Plant Food Pathway (p=3)

Subpathway: Ditch Irrigation (q=3)

OParent (i)	Product (j)	DCF(j,3)*	ETF(j,3,t) * SF(j,t) (g/yr)							
			t= 0.000E+00	1.000E+00	3.000E+00	1.000E+01	3.000E+01	1.000E+02	3.000E+02	1.000E+03
Pb-210	Pb-210	7.270E-03	0.000E+00	0.000E+00	0.000E+00	0.000E+00	0.000E+00	0.000E+00	0.000E+00	0.000E+00
0Ra-226	Ra-226	1.330E-03	0.000E+00	0.000E+00	0.000E+00	0.000E+00	0.000E+00	0.000E+00	0.000E+00	0.000E+00
Ra-226	Pb-210	7.270E-03	0.000E+00	0.000E+00	0.000E+00	0.000E+00	0.000E+00	0.000E+00	0.000E+00	0.000E+00
0Ra-228	Ra-228	1.440E-03	0.000E+00	0.000E+00	0.000E+00	0.000E+00	0.000E+00	0.000E+00	0.000E+00	0.000E+00
Ra-228	Th-228	8.080E-04	0.000E+00	0.000E+00	0.000E+00	0.000E+00	0.000E+00	0.000E+00	0.000E+00	0.000E+00
0Th-228	Th-228	8.080E-04	0.000E+00	0.000E+00	0.000E+00	0.000E+00	0.000E+00	0.000E+00	0.000E+00	0.000E+00
0Th-230	Th-230	5.480E-04	0.000E+00	0.000E+00	0.000E+00	0.000E+00	0.000E+00	0.000E+00	0.000E+00	0.000E+00
Th-230	Ra-226	1.330E-03	0.000E+00	0.000E+00	0.000E+00	0.000E+00	0.000E+00	0.000E+00	0.000E+00	0.000E+00
Th-230	Pb-210	7.270E-03	0.000E+00	0.000E+00	0.000E+00	0.000E+00	0.000E+00	0.000E+00	0.000E+00	0.000E+00
0Th-232	Th-232	2.730E-03	0.000E+00	0.000E+00	0.000E+00	0.000E+00	0.000E+00	0.000E+00	0.000E+00	0.000E+00
Th-232	Ra-228	1.440E-03	0.000E+00	0.000E+00	0.000E+00	0.000E+00	0.000E+00	0.000E+00	0.000E+00	0.000E+00
Th-232	Th-228	8.080E-04	0.000E+00	0.000E+00	0.000E+00	0.000E+00	0.000E+00	0.000E+00	0.000E+00	0.000E+00
=====	=====	=====	=====	=====	=====	=====	=====	=====	=====	=====

* - The dose conversion factor units are mrem/pCi.

0

Dose Conversion and Environmental Transport Factors for the Plant Food Pathway (p=3)

Subpathway: Overhead Irrigation (q=4)

OParent (i)	Product (j)	DCF(j,3)*	ETF(j,3,4,t) * SF(j,t) (g/yr)							
			t= 0.000E+00	1.000E+00	3.000E+00	1.000E+01	3.000E+01	1.000E+02	3.000E+02	1.000E+03
Pb-210	Pb-210	7.270E-03	0.000E+00	0.000E+00	0.000E+00	0.000E+00	0.000E+00	0.000E+00	0.000E+00	0.000E+00
0Ra-226	Ra-226	1.330E-03	0.000E+00	0.000E+00	0.000E+00	0.000E+00	0.000E+00	0.000E+00	0.000E+00	0.000E+00
Ra-226	Pb-210	7.270E-03	0.000E+00	0.000E+00	0.000E+00	0.000E+00	0.000E+00	0.000E+00	0.000E+00	0.000E+00
0Ra-228	Ra-228	1.440E-03	0.000E+00	0.000E+00	0.000E+00	0.000E+00	0.000E+00	0.000E+00	0.000E+00	0.000E+00
Ra-228	Th-228	8.080E-04	0.000E+00	0.000E+00	0.000E+00	0.000E+00	0.000E+00	0.000E+00	0.000E+00	0.000E+00
0Th-228	Th-228	8.080E-04	0.000E+00	0.000E+00	0.000E+00	0.000E+00	0.000E+00	0.000E+00	0.000E+00	0.000E+00
0Th-230	Th-230	5.480E-04	0.000E+00	0.000E+00	0.000E+00	0.000E+00	0.000E+00	0.000E+00	0.000E+00	0.000E+00
Th-230	Ra-226	1.330E-03	0.000E+00	0.000E+00	0.000E+00	0.000E+00	0.000E+00	0.000E+00	0.000E+00	0.000E+00
Th-230	Pb-210	7.270E-03	0.000E+00	0.000E+00	0.000E+00	0.000E+00	0.000E+00	0.000E+00	0.000E+00	0.000E+00
0Th-232	Th-232	2.730E-03	0.000E+00	0.000E+00	0.000E+00	0.000E+00	0.000E+00	0.000E+00	0.000E+00	0.000E+00
Th-232	Ra-228	1.440E-03	0.000E+00	0.000E+00	0.000E+00	0.000E+00	0.000E+00	0.000E+00	0.000E+00	0.000E+00
Th-232	Th-228	8.080E-04	0.000E+00	0.000E+00	0.000E+00	0.000E+00	0.000E+00	0.000E+00	0.000E+00	0.000E+00
=====	=====	=====	=====	=====	=====	=====	=====	=====	=====	=====

* - The dose conversion factor units are mrem/pCi.

Dose Conversion and Environmental Transport Factors for the Meat Pathway (p=4)										
Subpathway: Fodder Root Uptake from Contaminated Soil (q=1)										
OParent	Product	DCF(j,4)*	ETF(j,4,1,t) (g/yr)							
(i)	(j)		t= 0.000E+00	1.000E+00	3.000E+00	1.000E+01	3.000E+01	1.000E+02	3.000E+02	1.000E+03
Pb-210	Pb-210	7.270E-03	0.000E+00	0.000E+00	0.000E+00	0.000E+00	0.000E+00	0.000E+00	0.000E+00	0.000E+00
ORa-226	Ra-226	1.330E-03	0.000E+00	0.000E+00	0.000E+00	0.000E+00	0.000E+00	0.000E+00	0.000E+00	0.000E+00
Ra-226	Pb-210	7.270E-03	0.000E+00	0.000E+00	0.000E+00	0.000E+00	0.000E+00	0.000E+00	0.000E+00	0.000E+00
ORa-228	Ra-228	1.440E-03	0.000E+00	0.000E+00	0.000E+00	0.000E+00	0.000E+00	0.000E+00	0.000E+00	0.000E+00
Ra-228	Th-228	8.080E-04	0.000E+00	0.000E+00	0.000E+00	0.000E+00	0.000E+00	0.000E+00	0.000E+00	0.000E+00
0Th-228	Th-228	8.080E-04	0.000E+00	0.000E+00	0.000E+00	0.000E+00	0.000E+00	0.000E+00	0.000E+00	0.000E+00
0Th-230	Th-230	5.480E-04	0.000E+00	0.000E+00	0.000E+00	0.000E+00	0.000E+00	0.000E+00	0.000E+00	0.000E+00
Th-230	Ra-226	1.330E-03	0.000E+00	0.000E+00	0.000E+00	0.000E+00	0.000E+00	0.000E+00	0.000E+00	0.000E+00
Th-230	Pb-210	7.270E-03	0.000E+00	0.000E+00	0.000E+00	0.000E+00	0.000E+00	0.000E+00	0.000E+00	0.000E+00
0Th-232	Th-232	2.730E-03	0.000E+00	0.000E+00	0.000E+00	0.000E+00	0.000E+00	0.000E+00	0.000E+00	0.000E+00
Th-232	Ra-228	1.440E-03	0.000E+00	0.000E+00	0.000E+00	0.000E+00	0.000E+00	0.000E+00	0.000E+00	0.000E+00
Th-232	Th-228	8.080E-04	0.000E+00	0.000E+00	0.000E+00	0.000E+00	0.000E+00	0.000E+00	0.000E+00	0.000E+00
=====	=====	=====	=====	=====	=====	=====	=====	=====	=====	=====

* - The dose conversion factor units are mrem/pCi.

0

Dose Conversion and Environmental Transport Factors for the Meat Pathway (p=4)										
Subpathway: Fodder Foliar Uptake from Contaminated Dust (q=2)										
OParent	Product	DCF(j,4)*	ETF(j,4,2,t) (g/yr)							
(i)	(j)		t= 0.000E+00	1.000E+00	3.000E+00	1.000E+01	3.000E+01	1.000E+02	3.000E+02	1.000E+03
Pb-210	Pb-210	7.270E-03	0.000E+00	0.000E+00	0.000E+00	0.000E+00	0.000E+00	0.000E+00	0.000E+00	0.000E+00
ORa-226	Ra-226	1.330E-03	0.000E+00	0.000E+00	0.000E+00	0.000E+00	0.000E+00	0.000E+00	0.000E+00	0.000E+00
Ra-226	Pb-210	7.270E-03	0.000E+00	0.000E+00	0.000E+00	0.000E+00	0.000E+00	0.000E+00	0.000E+00	0.000E+00
ORa-228	Ra-228	1.440E-03	0.000E+00	0.000E+00	0.000E+00	0.000E+00	0.000E+00	0.000E+00	0.000E+00	0.000E+00
Ra-228	Th-228	8.080E-04	0.000E+00	0.000E+00	0.000E+00	0.000E+00	0.000E+00	0.000E+00	0.000E+00	0.000E+00
0Th-228	Th-228	8.080E-04	0.000E+00	0.000E+00	0.000E+00	0.000E+00	0.000E+00	0.000E+00	0.000E+00	0.000E+00
0Th-230	Th-230	5.480E-04	0.000E+00	0.000E+00	0.000E+00	0.000E+00	0.000E+00	0.000E+00	0.000E+00	0.000E+00
Th-230	Ra-226	1.330E-03	0.000E+00	0.000E+00	0.000E+00	0.000E+00	0.000E+00	0.000E+00	0.000E+00	0.000E+00
Th-230	Pb-210	7.270E-03	0.000E+00	0.000E+00	0.000E+00	0.000E+00	0.000E+00	0.000E+00	0.000E+00	0.000E+00
0Th-232	Th-232	2.730E-03	0.000E+00	0.000E+00	0.000E+00	0.000E+00	0.000E+00	0.000E+00	0.000E+00	0.000E+00
Th-232	Ra-228	1.440E-03	0.000E+00	0.000E+00	0.000E+00	0.000E+00	0.000E+00	0.000E+00	0.000E+00	0.000E+00
Th-232	Th-228	8.080E-04	0.000E+00	0.000E+00	0.000E+00	0.000E+00	0.000E+00	0.000E+00	0.000E+00	0.000E+00
=====	=====	=====	=====	=====	=====	=====	=====	=====	=====	=====

* - The dose conversion factor units are mrem/pCi.

Dose Conversion and Environmental Transport Factors for the Meat Pathway (p=4)											
Subpathway: Ditch Irrigation (q=3)											
OParent	Product	DCF(j,4) *	ETF(j,4,3,t) * SF(j,t) (g/yr)								
(i)	(j)		t=	0.000E+00	1.000E+00	3.000E+00	1.000E+01	3.000E+01	1.000E+02	3.000E+02	1.000E+03
Pb-210	Pb-210	7.270E-03		0.000E+00	0.000E+00	0.000E+00	0.000E+00	0.000E+00	0.000E+00	0.000E+00	0.000E+00
ORa-226	Ra-226	1.330E-03		0.000E+00	0.000E+00	0.000E+00	0.000E+00	0.000E+00	0.000E+00	0.000E+00	0.000E+00
Ra-226	Pb-210	7.270E-03		0.000E+00	0.000E+00	0.000E+00	0.000E+00	0.000E+00	0.000E+00	0.000E+00	0.000E+00
ORa-228	Ra-228	1.440E-03		0.000E+00	0.000E+00	0.000E+00	0.000E+00	0.000E+00	0.000E+00	0.000E+00	0.000E+00
Ra-228	Th-228	8.080E-04		0.000E+00	0.000E+00	0.000E+00	0.000E+00	0.000E+00	0.000E+00	0.000E+00	0.000E+00
0Th-228	Th-228	8.080E-04		0.000E+00	0.000E+00	0.000E+00	0.000E+00	0.000E+00	0.000E+00	0.000E+00	0.000E+00
0Th-230	Th-230	5.480E-04		0.000E+00	0.000E+00	0.000E+00	0.000E+00	0.000E+00	0.000E+00	0.000E+00	0.000E+00
Th-230	Ra-226	1.330E-03		0.000E+00	0.000E+00	0.000E+00	0.000E+00	0.000E+00	0.000E+00	0.000E+00	0.000E+00
Th-230	Pb-210	7.270E-03		0.000E+00	0.000E+00	0.000E+00	0.000E+00	0.000E+00	0.000E+00	0.000E+00	0.000E+00
0Th-232	Th-232	2.730E-03		0.000E+00	0.000E+00	0.000E+00	0.000E+00	0.000E+00	0.000E+00	0.000E+00	0.000E+00
Th-232	Ra-228	1.440E-03		0.000E+00	0.000E+00	0.000E+00	0.000E+00	0.000E+00	0.000E+00	0.000E+00	0.000E+00
Th-232	Th-228	8.080E-04		0.000E+00	0.000E+00	0.000E+00	0.000E+00	0.000E+00	0.000E+00	0.000E+00	0.000E+00
=====	=====	=====		=====	=====	=====	=====	=====	=====	=====	=====

* - The dose conversion factor units are mrem/pCi.

0

Dose Conversion and Environmental Transport Factors for the Meat Pathway (p=4)											
Subpathway: Overhead Irrigation (q=4)											
OParent	Product	DCF(j,4) *	ETF(j,4,4,t) * SF(j,t) (g/yr)								
(i)	(j)		t=	0.000E+00	1.000E+00	3.000E+00	1.000E+01	3.000E+01	1.000E+02	3.000E+02	1.000E+03
Pb-210	Pb-210	7.270E-03	0.000E+00	0.000E+00	0.000E+00	0.000E+00	0.000E+00	0.000E+00	0.000E+00	0.000E+00	0.000E+00
ORa-226	Ra-226	1.330E-03	0.000E+00	0.000E+00	0.000E+00	0.000E+00	0.000E+00	0.000E+00	0.000E+00	0.000E+00	0.000E+00
Ra-226	Pb-210	7.270E-03	0.000E+00	0.000E+00	0.000E+00	0.000E+00	0.000E+00	0.000E+00	0.000E+00	0.000E+00	0.000E+00
ORa-228	Ra-228	1.440E-03	0.000E+00	0.000E+00	0.000E+00	0.000E+00	0.000E+00	0.000E+00	0.000E+00	0.000E+00	0.000E+00
Ra-228	Th-228	8.080E-04	0.000E+00	0.000E+00	0.000E+00	0.000E+00	0.000E+00	0.000E+00	0.000E+00	0.000E+00	0.000E+00
0Th-228	Th-228	8.080E-04	0.000E+00	0.000E+00	0.000E+00	0.000E+00	0.000E+00	0.000E+00	0.000E+00	0.000E+00	0.000E+00
0Th-230	Th-230	5.480E-04	0.000E+00	0.000E+00	0.000E+00	0.000E+00	0.000E+00	0.000E+00	0.000E+00	0.000E+00	0.000E+00
Th-230	Ra-226	1.330E-03	0.000E+00	0.000E+00	0.000E+00	0.000E+00	0.000E+00	0.000E+00	0.000E+00	0.000E+00	0.000E+00
Th-230	Pb-210	7.270E-03	0.000E+00	0.000E+00	0.000E+00	0.000E+00	0.000E+00	0.000E+00	0.000E+00	0.000E+00	0.000E+00
0Th-232	Th-232	2.730E-03	0.000E+00	0.000E+00	0.000E+00	0.000E+00	0.000E+00	0.000E+00	0.000E+00	0.000E+00	0.000E+00
Th-232	Ra-228	1.440E-03	0.000E+00	0.000E+00	0.000E+00	0.000E+00	0.000E+00	0.000E+00	0.000E+00	0.000E+00	0.000E+00
Th-232	Th-228	8.080E-04	0.000E+00	0.000E+00	0.000E+00	0.000E+00	0.000E+00	0.000E+00	0.000E+00	0.000E+00	0.000E+00
=====	=====	=====	=====	=====	=====	=====	=====	=====	=====	=====	=====

* - The dose conversion factor units are mrem/pCi.

Dose Conversion and Environmental Transport Factors for the Meat Pathway (p=4)

Subpathway: Livestock Water (q=5)

Parent (i)	Product (j)	DCF(j,4)*	ETF(j,4,5,t) * SF(j,t) (g/yr)							
			t= 0.000E+00	1.000E+00	3.000E+00	1.000E+01	3.000E+01	1.000E+02	3.000E+02	1.000E+03
Pb-210	Pb-210	7.270E-03	0.000E+00	0.000E+00	0.000E+00	0.000E+00	0.000E+00	0.000E+00	0.000E+00	0.000E+00
0Ra-226	Ra-226	1.330E-03	0.000E+00	0.000E+00	0.000E+00	0.000E+00	0.000E+00	0.000E+00	0.000E+00	0.000E+00
Ra-226	Pb-210	7.270E-03	0.000E+00	0.000E+00	0.000E+00	0.000E+00	0.000E+00	0.000E+00	0.000E+00	0.000E+00
0Ra-228	Ra-228	1.440E-03	0.000E+00	0.000E+00	0.000E+00	0.000E+00	0.000E+00	0.000E+00	0.000E+00	0.000E+00
Ra-228	Th-228	8.080E-04	0.000E+00	0.000E+00	0.000E+00	0.000E+00	0.000E+00	0.000E+00	0.000E+00	0.000E+00
0Th-228	Th-228	8.080E-04	0.000E+00	0.000E+00	0.000E+00	0.000E+00	0.000E+00	0.000E+00	0.000E+00	0.000E+00
0Th-230	Th-230	5.480E-04	0.000E+00	0.000E+00	0.000E+00	0.000E+00	0.000E+00	0.000E+00	0.000E+00	0.000E+00
Th-230	Ra-226	1.330E-03	0.000E+00	0.000E+00	0.000E+00	0.000E+00	0.000E+00	0.000E+00	0.000E+00	0.000E+00
Th-230	Pb-210	7.270E-03	0.000E+00	0.000E+00	0.000E+00	0.000E+00	0.000E+00	0.000E+00	0.000E+00	0.000E+00
0Th-232	Th-232	2.730E-03	0.000E+00	0.000E+00	0.000E+00	0.000E+00	0.000E+00	0.000E+00	0.000E+00	0.000E+00
Th-232	Ra-228	1.440E-03	0.000E+00	0.000E+00	0.000E+00	0.000E+00	0.000E+00	0.000E+00	0.000E+00	0.000E+00
Th-232	Th-228	8.080E-04	0.000E+00	0.000E+00	0.000E+00	0.000E+00	0.000E+00	0.000E+00	0.000E+00	0.000E+00
=====	=====	=====	=====	=====	=====	=====	=====	=====	=====	=====

* - The dose conversion factor units are mrem/pCi.

Dose Conversion and Environmental Transport Factors for the Milk Pathway (p=5)											
Subpathway: Fodder Root Uptake from Contaminated Soil (q=1)											
OParent	Product	DCF(j,5)*	ETF(j,5,1,t) (g/yr)								
(i)	(j)		t=	0.000E+00	1.000E+00	3.000E+00	1.000E+01	3.000E+01	1.000E+02	3.000E+02	1.000E+03
Pb-210	Pb-210	7.270E-03		0.000E+00	0.000E+00	0.000E+00	0.000E+00	0.000E+00	0.000E+00	0.000E+00	0.000E+00
ORa-226	Ra-226	1.330E-03		0.000E+00	0.000E+00	0.000E+00	0.000E+00	0.000E+00	0.000E+00	0.000E+00	0.000E+00
Ra-226	Pb-210	7.270E-03		0.000E+00	0.000E+00	0.000E+00	0.000E+00	0.000E+00	0.000E+00	0.000E+00	0.000E+00
ORa-228	Ra-228	1.440E-03		0.000E+00	0.000E+00	0.000E+00	0.000E+00	0.000E+00	0.000E+00	0.000E+00	0.000E+00
Ra-228	Th-228	8.080E-04		0.000E+00	0.000E+00	0.000E+00	0.000E+00	0.000E+00	0.000E+00	0.000E+00	0.000E+00
0Th-228	Th-228	8.080E-04		0.000E+00	0.000E+00	0.000E+00	0.000E+00	0.000E+00	0.000E+00	0.000E+00	0.000E+00
0Th-230	Th-230	5.480E-04		0.000E+00	0.000E+00	0.000E+00	0.000E+00	0.000E+00	0.000E+00	0.000E+00	0.000E+00
Th-230	Ra-226	1.330E-03		0.000E+00	0.000E+00	0.000E+00	0.000E+00	0.000E+00	0.000E+00	0.000E+00	0.000E+00
Th-230	Pb-210	7.270E-03		0.000E+00	0.000E+00	0.000E+00	0.000E+00	0.000E+00	0.000E+00	0.000E+00	0.000E+00
0Th-232	Th-232	2.730E-03		0.000E+00	0.000E+00	0.000E+00	0.000E+00	0.000E+00	0.000E+00	0.000E+00	0.000E+00
Th-232	Ra-228	1.440E-03		0.000E+00	0.000E+00	0.000E+00	0.000E+00	0.000E+00	0.000E+00	0.000E+00	0.000E+00
Th-232	Th-228	8.080E-04		0.000E+00	0.000E+00	0.000E+00	0.000E+00	0.000E+00	0.000E+00	0.000E+00	0.000E+00
=====	=====	=====		=====	=====	=====	=====	=====	=====	=====	=====

* - The dose conversion factor units are mrem/pCi.

0

Dose Conversion and Environmental Transport Factors for the Milk Pathway (p=5)											
Subpathway: Fodder Foliar Uptake from Contaminated Dust (q=2)											
OParent	Product	DCF(j,5)*	ETF(j,5,2,t) (g/yr)								
(i)	(j)		t=	0.000E+00	1.000E+00	3.000E+00	1.000E+01	3.000E+01	1.000E+02	3.000E+02	1.000E+03
Pb-210	Pb-210	7.270E-03		0.000E+00	0.000E+00	0.000E+00	0.000E+00	0.000E+00	0.000E+00	0.000E+00	0.000E+00
ORa-226	Ra-226	1.330E-03		0.000E+00	0.000E+00	0.000E+00	0.000E+00	0.000E+00	0.000E+00	0.000E+00	0.000E+00
Ra-226	Pb-210	7.270E-03		0.000E+00	0.000E+00	0.000E+00	0.000E+00	0.000E+00	0.000E+00	0.000E+00	0.000E+00
ORa-228	Ra-228	1.440E-03		0.000E+00	0.000E+00	0.000E+00	0.000E+00	0.000E+00	0.000E+00	0.000E+00	0.000E+00
Ra-228	Th-228	8.080E-04		0.000E+00	0.000E+00	0.000E+00	0.000E+00	0.000E+00	0.000E+00	0.000E+00	0.000E+00
0Th-228	Th-228	8.080E-04		0.000E+00	0.000E+00	0.000E+00	0.000E+00	0.000E+00	0.000E+00	0.000E+00	0.000E+00
0Th-230	Th-230	5.480E-04		0.000E+00	0.000E+00	0.000E+00	0.000E+00	0.000E+00	0.000E+00	0.000E+00	0.000E+00
Th-230	Ra-226	1.330E-03		0.000E+00	0.000E+00	0.000E+00	0.000E+00	0.000E+00	0.000E+00	0.000E+00	0.000E+00
Th-230	Pb-210	7.270E-03		0.000E+00	0.000E+00	0.000E+00	0.000E+00	0.000E+00	0.000E+00	0.000E+00	0.000E+00
0Th-232	Th-232	2.730E-03		0.000E+00	0.000E+00	0.000E+00	0.000E+00	0.000E+00	0.000E+00	0.000E+00	0.000E+00
Th-232	Ra-228	1.440E-03		0.000E+00	0.000E+00	0.000E+00	0.000E+00	0.000E+00	0.000E+00	0.000E+00	0.000E+00
Th-232	Th-228	8.080E-04		0.000E+00	0.000E+00	0.000E+00	0.000E+00	0.000E+00	0.000E+00	0.000E+00	0.000E+00
=====	=====	=====		=====	=====	=====	=====	=====	=====	=====	=====

* - The dose conversion factor units are mrem/pCi.

Dose Conversion and Environmental Transport Factors for the Milk Pathway (p=5)										
Subpathway: Ditch Irrigation (q=3)										
OParent	Product	DCF(j,5)*	ETF(j,5,3,t) * SF(j,t) (g/yr)							
(i)	(j)		t=	0.000E+00	1.000E+00	3.000E+00	1.000E+01	3.000E+01	1.000E+02	3.000E+02
Pb-210	Pb-210	7.270E-03		0.000E+00	0.000E+00	0.000E+00	0.000E+00	0.000E+00	0.000E+00	0.000E+00
ORa-226	Ra-226	1.330E-03		0.000E+00	0.000E+00	0.000E+00	0.000E+00	0.000E+00	0.000E+00	0.000E+00
Ra-226	Pb-210	7.270E-03		0.000E+00	0.000E+00	0.000E+00	0.000E+00	0.000E+00	0.000E+00	0.000E+00
ORa-228	Ra-228	1.440E-03		0.000E+00	0.000E+00	0.000E+00	0.000E+00	0.000E+00	0.000E+00	0.000E+00
Ra-228	Th-228	8.080E-04		0.000E+00	0.000E+00	0.000E+00	0.000E+00	0.000E+00	0.000E+00	0.000E+00
0Th-228	Th-228	8.080E-04		0.000E+00	0.000E+00	0.000E+00	0.000E+00	0.000E+00	0.000E+00	0.000E+00
0Th-230	Th-230	5.480E-04		0.000E+00	0.000E+00	0.000E+00	0.000E+00	0.000E+00	0.000E+00	0.000E+00
Th-230	Ra-226	1.330E-03		0.000E+00	0.000E+00	0.000E+00	0.000E+00	0.000E+00	0.000E+00	0.000E+00
Th-230	Pb-210	7.270E-03		0.000E+00	0.000E+00	0.000E+00	0.000E+00	0.000E+00	0.000E+00	0.000E+00
0Th-232	Th-232	2.730E-03		0.000E+00	0.000E+00	0.000E+00	0.000E+00	0.000E+00	0.000E+00	0.000E+00
Th-232	Ra-228	1.440E-03		0.000E+00	0.000E+00	0.000E+00	0.000E+00	0.000E+00	0.000E+00	0.000E+00
Th-232	Th-228	8.080E-04		0.000E+00	0.000E+00	0.000E+00	0.000E+00	0.000E+00	0.000E+00	0.000E+00
=====	=====	=====		=====	=====	=====	=====	=====	=====	=====

* - The dose conversion factor units are mrem/pCi.

0

Dose Conversion and Environmental Transport Factors for the Milk Pathway (p=5)										
Subpathway: Overhead Irrigation (q=4)										
OParent	Product	DCF(j,5)*	ETF(j,5,4,t) * SF(j,t) (g/yr)							
(i)	(j)		t=	0.000E+00	1.000E+00	3.000E+00	1.000E+01	3.000E+01	1.000E+02	3.000E+02
Pb-210	Pb-210	7.270E-03		0.000E+00	0.000E+00	0.000E+00	0.000E+00	0.000E+00	0.000E+00	0.000E+00
ORa-226	Ra-226	1.330E-03		0.000E+00	0.000E+00	0.000E+00	0.000E+00	0.000E+00	0.000E+00	0.000E+00
Ra-226	Pb-210	7.270E-03		0.000E+00	0.000E+00	0.000E+00	0.000E+00	0.000E+00	0.000E+00	0.000E+00
ORa-228	Ra-228	1.440E-03		0.000E+00	0.000E+00	0.000E+00	0.000E+00	0.000E+00	0.000E+00	0.000E+00
Ra-228	Th-228	8.080E-04		0.000E+00	0.000E+00	0.000E+00	0.000E+00	0.000E+00	0.000E+00	0.000E+00
0Th-228	Th-228	8.080E-04		0.000E+00	0.000E+00	0.000E+00	0.000E+00	0.000E+00	0.000E+00	0.000E+00
0Th-230	Th-230	5.480E-04		0.000E+00	0.000E+00	0.000E+00	0.000E+00	0.000E+00	0.000E+00	0.000E+00
Th-230	Ra-226	1.330E-03		0.000E+00	0.000E+00	0.000E+00	0.000E+00	0.000E+00	0.000E+00	0.000E+00
Th-230	Pb-210	7.270E-03		0.000E+00	0.000E+00	0.000E+00	0.000E+00	0.000E+00	0.000E+00	0.000E+00
0Th-232	Th-232	2.730E-03		0.000E+00	0.000E+00	0.000E+00	0.000E+00	0.000E+00	0.000E+00	0.000E+00
Th-232	Ra-228	1.440E-03		0.000E+00	0.000E+00	0.000E+00	0.000E+00	0.000E+00	0.000E+00	0.000E+00
Th-232	Th-228	8.080E-04		0.000E+00	0.000E+00	0.000E+00	0.000E+00	0.000E+00	0.000E+00	0.000E+00
=====	=====	=====		=====	=====	=====	=====	=====	=====	=====

* - The dose conversion factor units are mrem/pCi.

Dose Conversion and Environmental Transport Factors for the Milk Pathway (p=5)

Subpathway: Livestock Water (q=5)

Parent (i)	Product (j)	DCF(j,5)*	ETf(j,5,5,t) * SF(j,t) (g/yr)							
			t= 0.000E+00	1.000E+00	3.000E+00	1.000E+01	3.000E+01	1.000E+02	3.000E+02	1.000E+03
Pb-210	Pb-210	7.270E-03	0.000E+00	0.000E+00	0.000E+00	0.000E+00	0.000E+00	0.000E+00	0.000E+00	0.000E+00
0Ra-226	Ra-226	1.330E-03	0.000E+00	0.000E+00	0.000E+00	0.000E+00	0.000E+00	0.000E+00	0.000E+00	0.000E+00
Ra-226	Pb-210	7.270E-03	0.000E+00	0.000E+00	0.000E+00	0.000E+00	0.000E+00	0.000E+00	0.000E+00	0.000E+00
0Ra-228	Ra-228	1.440E-03	0.000E+00	0.000E+00	0.000E+00	0.000E+00	0.000E+00	0.000E+00	0.000E+00	0.000E+00
Ra-228	Th-228	8.080E-04	0.000E+00	0.000E+00	0.000E+00	0.000E+00	0.000E+00	0.000E+00	0.000E+00	0.000E+00
0Th-228	Th-228	8.080E-04	0.000E+00	0.000E+00	0.000E+00	0.000E+00	0.000E+00	0.000E+00	0.000E+00	0.000E+00
0Th-230	Th-230	5.480E-04	0.000E+00	0.000E+00	0.000E+00	0.000E+00	0.000E+00	0.000E+00	0.000E+00	0.000E+00
Th-230	Ra-226	1.330E-03	0.000E+00	0.000E+00	0.000E+00	0.000E+00	0.000E+00	0.000E+00	0.000E+00	0.000E+00
Th-230	Pb-210	7.270E-03	0.000E+00	0.000E+00	0.000E+00	0.000E+00	0.000E+00	0.000E+00	0.000E+00	0.000E+00
0Th-232	Th-232	2.730E-03	0.000E+00	0.000E+00	0.000E+00	0.000E+00	0.000E+00	0.000E+00	0.000E+00	0.000E+00
Th-232	Ra-228	1.440E-03	0.000E+00	0.000E+00	0.000E+00	0.000E+00	0.000E+00	0.000E+00	0.000E+00	0.000E+00
Th-232	Th-228	8.080E-04	0.000E+00	0.000E+00	0.000E+00	0.000E+00	0.000E+00	0.000E+00	0.000E+00	0.000E+00
=====	=====	=====	=====	=====	=====	=====	=====	=====	=====	=====

* - The dose conversion factor units are mrem/pCi.

		Dose Conversion and Environmental Transport Factors for the Fish Pathway (p=6)								
Parent (i)	Product (j)	DCF(j,6)*	ETF(j,6,t) * SF(j,t) (g/yr)							
			t= 0.000E+00	1.000E+00	3.000E+00	1.000E+01	3.000E+01	1.000E+02	3.000E+02	1.000E+03
Pb-210	Pb-210	7.270E-03	0.000E+00	0.000E+00	0.000E+00	0.000E+00	0.000E+00	0.000E+00	0.000E+00	0.000E+00
0Ra-226	Ra-226	1.330E-03	0.000E+00	0.000E+00	0.000E+00	0.000E+00	0.000E+00	0.000E+00	0.000E+00	1.696E-01
Ra-226	Pb-210	7.270E-03	0.000E+00	0.000E+00	0.000E+00	0.000E+00	0.000E+00	0.000E+00	0.000E+00	3.585E-01
0Ra-228	Ra-228	1.440E-03	0.000E+00	0.000E+00	0.000E+00	0.000E+00	0.000E+00	0.000E+00	0.000E+00	0.000E+00
Ra-228	Th-228	8.080E-04	0.000E+00	0.000E+00	0.000E+00	0.000E+00	0.000E+00	0.000E+00	0.000E+00	0.000E+00
0Th-228	Th-228	8.080E-04	0.000E+00	0.000E+00	0.000E+00	0.000E+00	0.000E+00	0.000E+00	0.000E+00	0.000E+00
0Th-230	Th-230	5.480E-04	0.000E+00	0.000E+00	0.000E+00	0.000E+00	0.000E+00	0.000E+00	0.000E+00	0.000E+00
Th-230	Ra-226	1.330E-03	0.000E+00	0.000E+00	0.000E+00	0.000E+00	0.000E+00	0.000E+00	0.000E+00	2.562E-03
Th-230	Pb-210	7.270E-03	0.000E+00	0.000E+00	0.000E+00	0.000E+00	0.000E+00	0.000E+00	0.000E+00	4.749E-03
0Th-232	Th-232	2.730E-03	0.000E+00	0.000E+00	0.000E+00	0.000E+00	0.000E+00	0.000E+00	0.000E+00	0.000E+00
Th-232	Ra-228	1.440E-03	0.000E+00	0.000E+00	0.000E+00	0.000E+00	0.000E+00	0.000E+00	0.000E+00	0.000E+00
Th-232	Th-228	8.080E-04	0.000E+00	0.000E+00	0.000E+00	0.000E+00	0.000E+00	0.000E+00	0.000E+00	0.000E+00
=====										

* - The dose conversion factor units are mrem/pCi.

0

		Dose Conversion and Environmental Transport Factors for the Drinking Water Pathway (p=7)								
Parent (i)	Product (j)	DCF(j,7)*	ETF(j,7,t) * SF(j,t) (g/yr)							
			t= 0.000E+00	1.000E+00	3.000E+00	1.000E+01	3.000E+01	1.000E+02	3.000E+02	1.000E+03
Pb-210	Pb-210	7.270E-03	0.000E+00	0.000E+00	0.000E+00	0.000E+00	0.000E+00	0.000E+00	0.000E+00	0.000E+00
0Ra-226	Ra-226	1.330E-03	0.000E+00	0.000E+00	0.000E+00	0.000E+00	0.000E+00	0.000E+00	0.000E+00	0.000E+00
Ra-226	Pb-210	7.270E-03	0.000E+00	0.000E+00	0.000E+00	0.000E+00	0.000E+00	0.000E+00	0.000E+00	0.000E+00
0Ra-228	Ra-228	1.440E-03	0.000E+00	0.000E+00	0.000E+00	0.000E+00	0.000E+00	0.000E+00	0.000E+00	0.000E+00
Ra-228	Th-228	8.080E-04	0.000E+00	0.000E+00	0.000E+00	0.000E+00	0.000E+00	0.000E+00	0.000E+00	0.000E+00
0Th-228	Th-228	8.080E-04	0.000E+00	0.000E+00	0.000E+00	0.000E+00	0.000E+00	0.000E+00	0.000E+00	0.000E+00
0Th-230	Th-230	5.480E-04	0.000E+00	0.000E+00	0.000E+00	0.000E+00	0.000E+00	0.000E+00	0.000E+00	0.000E+00
Th-230	Ra-226	1.330E-03	0.000E+00	0.000E+00	0.000E+00	0.000E+00	0.000E+00	0.000E+00	0.000E+00	0.000E+00
Th-230	Pb-210	7.270E-03	0.000E+00	0.000E+00	0.000E+00	0.000E+00	0.000E+00	0.000E+00	0.000E+00	0.000E+00
0Th-232	Th-232	2.730E-03	0.000E+00	0.000E+00	0.000E+00	0.000E+00	0.000E+00	0.000E+00	0.000E+00	0.000E+00
Th-232	Ra-228	1.440E-03	0.000E+00	0.000E+00	0.000E+00	0.000E+00	0.000E+00	0.000E+00	0.000E+00	0.000E+00
Th-232	Th-228	8.080E-04	0.000E+00	0.000E+00	0.000E+00	0.000E+00	0.000E+00	0.000E+00	0.000E+00	0.000E+00
=====										

* - The dose conversion factor units are mrem/pCi.

Dose/Source Ratios for Internal Radiation from Ingestion of Plant Foods (p=3)

Subpathway: Root Uptake from Contaminated Soil (q=1)

Parent and Progeny Principal Radionuclide Contributions Indicated

0Parent (i)	Product (j)	Branch Fraction*	DSR(j,3,1,t) (mrem/yr)/(pCi/g)							
			t= 0.000E+00	1.000E+00	3.000E+00	1.000E+01	3.000E+01	1.000E+02	3.000E+02	1.000E+03
Pb-210	Pb-210	1.000E+00	0.000E+00	0.000E+00	0.000E+00	0.000E+00	0.000E+00	0.000E+00	0.000E+00	0.000E+00
0Ra-226	Ra-226	1.000E+00	0.000E+00	0.000E+00	0.000E+00	0.000E+00	0.000E+00	0.000E+00	0.000E+00	0.000E+00
Ra-226	Pb-210	1.000E+00	0.000E+00	0.000E+00	0.000E+00	0.000E+00	0.000E+00	0.000E+00	0.000E+00	0.000E+00
Ra-226	\$DSR(j)		0.000E+00	0.000E+00	0.000E+00	0.000E+00	0.000E+00	0.000E+00	0.000E+00	0.000E+00
0Ra-228	Ra-228	1.000E+00	0.000E+00	0.000E+00	0.000E+00	0.000E+00	0.000E+00	0.000E+00	0.000E+00	0.000E+00
Ra-228	Th-228	1.000E+00	0.000E+00	0.000E+00	0.000E+00	0.000E+00	0.000E+00	0.000E+00	0.000E+00	0.000E+00
Ra-228	\$DSR(j)		0.000E+00	0.000E+00	0.000E+00	0.000E+00	0.000E+00	0.000E+00	0.000E+00	0.000E+00
0Th-228	Th-228	1.000E+00	0.000E+00	0.000E+00	0.000E+00	0.000E+00	0.000E+00	0.000E+00	0.000E+00	0.000E+00
0Th-230	Th-230	1.000E+00	0.000E+00	0.000E+00	0.000E+00	0.000E+00	0.000E+00	0.000E+00	0.000E+00	0.000E+00
Th-230	Ra-226	1.000E+00	0.000E+00	0.000E+00	0.000E+00	0.000E+00	0.000E+00	0.000E+00	0.000E+00	0.000E+00
Th-230	Pb-210	1.000E+00	0.000E+00	0.000E+00	0.000E+00	0.000E+00	0.000E+00	0.000E+00	0.000E+00	0.000E+00
Th-230	\$DSR(j)		0.000E+00	0.000E+00	0.000E+00	0.000E+00	0.000E+00	0.000E+00	0.000E+00	0.000E+00
0Th-232	Th-232	1.000E+00	0.000E+00	0.000E+00	0.000E+00	0.000E+00	0.000E+00	0.000E+00	0.000E+00	0.000E+00
Th-232	Ra-228	1.000E+00	0.000E+00	0.000E+00	0.000E+00	0.000E+00	0.000E+00	0.000E+00	0.000E+00	0.000E+00
Th-232	Th-228	1.000E+00	0.000E+00	0.000E+00	0.000E+00	0.000E+00	0.000E+00	0.000E+00	0.000E+00	0.000E+00
Th-232	\$DSR(j)		0.000E+00	0.000E+00	0.000E+00	0.000E+00	0.000E+00	0.000E+00	0.000E+00	0.000E+00

*Branch Fraction is the cumulative factor for the j't principal radionuclide daughter: CUMBRF(j) = BRF(1)*BRF(2)* ... BRF(j).

\$ is used to indicate summation; the Greek sigma is not included in this font.

The DSR includes contributions from associated (half-life <= 0.5 yr) daughters.

Dose/Source Ratios for Internal Radiation from Ingestion of Plant Foods (p=3)
Subpathway: Foliar Uptake from Contaminated Dust (q=2)
Parent and Progeny Principal Radionuclide Contributions Indicated

OParent (i)	Product (j)	Branch Fraction*	t =	0.000E+00	1.000E+00	3.000E+00	1.000E+01	3.000E+01	1.000E+02	3.000E+02	1.000E+03
Pb-210	Pb-210	1.000E+00		0.000E+00	0.000E+00	0.000E+00	0.000E+00	0.000E+00	0.000E+00	0.000E+00	0.000E+00
ORa-226	Ra-226	1.000E+00		0.000E+00	0.000E+00	0.000E+00	0.000E+00	0.000E+00	0.000E+00	0.000E+00	0.000E+00
Ra-226	Pb-210	1.000E+00		0.000E+00	0.000E+00	0.000E+00	0.000E+00	0.000E+00	0.000E+00	0.000E+00	0.000E+00
Ra-226	\$DSR(j)			0.000E+00	0.000E+00	0.000E+00	0.000E+00	0.000E+00	0.000E+00	0.000E+00	0.000E+00
ORa-228	Ra-228	1.000E+00		0.000E+00	0.000E+00	0.000E+00	0.000E+00	0.000E+00	0.000E+00	0.000E+00	0.000E+00
Ra-228	Th-228	1.000E+00		0.000E+00	0.000E+00	0.000E+00	0.000E+00	0.000E+00	0.000E+00	0.000E+00	0.000E+00
Ra-228	\$DSR(j)			0.000E+00	0.000E+00	0.000E+00	0.000E+00	0.000E+00	0.000E+00	0.000E+00	0.000E+00
0Th-228	Th-228	1.000E+00		0.000E+00	0.000E+00	0.000E+00	0.000E+00	0.000E+00	0.000E+00	0.000E+00	0.000E+00
0Th-230	Th-230	1.000E+00		0.000E+00	0.000E+00	0.000E+00	0.000E+00	0.000E+00	0.000E+00	0.000E+00	0.000E+00
Th-230	Ra-226	1.000E+00		0.000E+00	0.000E+00	0.000E+00	0.000E+00	0.000E+00	0.000E+00	0.000E+00	0.000E+00
Th-230	Pb-210	1.000E+00		0.000E+00	0.000E+00	0.000E+00	0.000E+00	0.000E+00	0.000E+00	0.000E+00	0.000E+00
Th-230	\$DSR(j)			0.000E+00	0.000E+00	0.000E+00	0.000E+00	0.000E+00	0.000E+00	0.000E+00	0.000E+00
0Th-232	Th-232	1.000E+00		0.000E+00	0.000E+00	0.000E+00	0.000E+00	0.000E+00	0.000E+00	0.000E+00	0.000E+00
Th-232	Ra-228	1.000E+00		0.000E+00	0.000E+00	0.000E+00	0.000E+00	0.000E+00	0.000E+00	0.000E+00	0.000E+00
Th-232	Th-228	1.000E+00		0.000E+00	0.000E+00	0.000E+00	0.000E+00	0.000E+00	0.000E+00	0.000E+00	0.000E+00
Th-232	\$DSR(j)			0.000E+00	0.000E+00	0.000E+00	0.000E+00	0.000E+00	0.000E+00	0.000E+00	0.000E+00

*Branch Fraction is the cumulative factor for the j't principal radionuclide daughter: CUMBRF(j) = BRF(1)*BRF(2)* ... BRF(j).
\$ is used to indicate summation; the Greek sigma is not included in this font.
The DSR includes contributions from associated (half-life <= 0.5 yr) daughters.

Dose/Source Ratios for Internal Radiation from Ingestion of Plant Foods (p=3)										
Subpathway: Ditch Irrigation (q=3)										
Parent and Progeny Principal Radionuclide Contributions Indicated										
Parent (i)	Product (j)	Branch Fraction*	DSR(j,3,3,t) (mrem/yr)/(pCi/g)							
			t= 0.000E+00	1.000E+00	3.000E+00	1.000E+01	3.000E+01	1.000E+02	3.000E+02	1.000E+03
Pb-210	Pb-210	1.000E+00	0.000E+00	0.000E+00	0.000E+00	0.000E+00	0.000E+00	0.000E+00	0.000E+00	0.000E+00
ORa-226	Ra-226	1.000E+00	0.000E+00	0.000E+00	0.000E+00	0.000E+00	0.000E+00	0.000E+00	0.000E+00	0.000E+00
Ra-226	Pb-210	1.000E+00	0.000E+00	0.000E+00	0.000E+00	0.000E+00	0.000E+00	0.000E+00	0.000E+00	0.000E+00
Ra-226	\$DSR(j)		0.000E+00	0.000E+00	0.000E+00	0.000E+00	0.000E+00	0.000E+00	0.000E+00	0.000E+00
ORa-228	Ra-228	1.000E+00	0.000E+00	0.000E+00	0.000E+00	0.000E+00	0.000E+00	0.000E+00	0.000E+00	0.000E+00
Ra-228	Th-228	1.000E+00	0.000E+00	0.000E+00	0.000E+00	0.000E+00	0.000E+00	0.000E+00	0.000E+00	0.000E+00
Ra-228	\$DSR(j)		0.000E+00	0.000E+00	0.000E+00	0.000E+00	0.000E+00	0.000E+00	0.000E+00	0.000E+00
0Th-228	Th-228	1.000E+00	0.000E+00	0.000E+00	0.000E+00	0.000E+00	0.000E+00	0.000E+00	0.000E+00	0.000E+00
0Th-230	Th-230	1.000E+00	0.000E+00	0.000E+00	0.000E+00	0.000E+00	0.000E+00	0.000E+00	0.000E+00	0.000E+00
Th-230	Ra-226	1.000E+00	0.000E+00	0.000E+00	0.000E+00	0.000E+00	0.000E+00	0.000E+00	0.000E+00	0.000E+00
Th-230	Pb-210	1.000E+00	0.000E+00	0.000E+00	0.000E+00	0.000E+00	0.000E+00	0.000E+00	0.000E+00	0.000E+00
Th-230	\$DSR(j)		0.000E+00	0.000E+00	0.000E+00	0.000E+00	0.000E+00	0.000E+00	0.000E+00	0.000E+00
0Th-232	Th-232	1.000E+00	0.000E+00	0.000E+00	0.000E+00	0.000E+00	0.000E+00	0.000E+00	0.000E+00	0.000E+00
Th-232	Ra-228	1.000E+00	0.000E+00	0.000E+00	0.000E+00	0.000E+00	0.000E+00	0.000E+00	0.000E+00	0.000E+00
Th-232	Th-228	1.000E+00	0.000E+00	0.000E+00	0.000E+00	0.000E+00	0.000E+00	0.000E+00	0.000E+00	0.000E+00
Th-232	\$DSR(j)		0.000E+00	0.000E+00	0.000E+00	0.000E+00	0.000E+00	0.000E+00	0.000E+00	0.000E+00

*Branch Fraction is the cumulative factor for the j't principal radionuclide daughter: CUMBRF(j) = BRF(1)*BRF(2)* ... BRF(j).

\$ is used to indicate summation; the Greek sigma is not included in this font.

The DSR includes contributions from associated (half-life <= 0.5 yr) daughters.

Dose/Source Ratios for Internal Radiation from Ingestion of Plant Foods (p=3)
Subpathway: Overhead Irrigation (q=4)

Parent and Progeny Principal Radionuclide Contributions Indicated

Parent (i)	Product (j)	Branch Fraction*	DSR(j,3,4,t) (mrem/yr)/(pCi/g)							
			t= 0.000E+00	1.000E+00	3.000E+00	1.000E+01	3.000E+01	1.000E+02	3.000E+02	1.000E+03
Pb-210	Pb-210	1.000E+00	0.000E+00	0.000E+00	0.000E+00	0.000E+00	0.000E+00	0.000E+00	0.000E+00	0.000E+00
0Ra-226	Ra-226	1.000E+00	0.000E+00	0.000E+00	0.000E+00	0.000E+00	0.000E+00	0.000E+00	0.000E+00	0.000E+00
Ra-226	Pb-210	1.000E+00	0.000E+00	0.000E+00	0.000E+00	0.000E+00	0.000E+00	0.000E+00	0.000E+00	0.000E+00
Ra-226	\$DSR(j)		0.000E+00	0.000E+00	0.000E+00	0.000E+00	0.000E+00	0.000E+00	0.000E+00	0.000E+00
0Ra-228	Ra-228	1.000E+00	0.000E+00	0.000E+00	0.000E+00	0.000E+00	0.000E+00	0.000E+00	0.000E+00	0.000E+00
Ra-228	Th-228	1.000E+00	0.000E+00	0.000E+00	0.000E+00	0.000E+00	0.000E+00	0.000E+00	0.000E+00	0.000E+00
Ra-228	\$DSR(j)		0.000E+00	0.000E+00	0.000E+00	0.000E+00	0.000E+00	0.000E+00	0.000E+00	0.000E+00
0Th-228	Th-228	1.000E+00	0.000E+00	0.000E+00	0.000E+00	0.000E+00	0.000E+00	0.000E+00	0.000E+00	0.000E+00
0Th-230	Th-230	1.000E+00	0.000E+00	0.000E+00	0.000E+00	0.000E+00	0.000E+00	0.000E+00	0.000E+00	0.000E+00
Th-230	Ra-226	1.000E+00	0.000E+00	0.000E+00	0.000E+00	0.000E+00	0.000E+00	0.000E+00	0.000E+00	0.000E+00
Th-230	Pb-210	1.000E+00	0.000E+00	0.000E+00	0.000E+00	0.000E+00	0.000E+00	0.000E+00	0.000E+00	0.000E+00
Th-230	\$DSR(j)		0.000E+00	0.000E+00	0.000E+00	0.000E+00	0.000E+00	0.000E+00	0.000E+00	0.000E+00
0Th-232	Th-232	1.000E+00	0.000E+00	0.000E+00	0.000E+00	0.000E+00	0.000E+00	0.000E+00	0.000E+00	0.000E+00
Th-232	Ra-228	1.000E+00	0.000E+00	0.000E+00	0.000E+00	0.000E+00	0.000E+00	0.000E+00	0.000E+00	0.000E+00
Th-232	Th-228	1.000E+00	0.000E+00	0.000E+00	0.000E+00	0.000E+00	0.000E+00	0.000E+00	0.000E+00	0.000E+00
Th-232	\$DSR(j)		0.000E+00	0.000E+00	0.000E+00	0.000E+00	0.000E+00	0.000E+00	0.000E+00	0.000E+00

*Branch Fraction is the cumulative factor for the j't principal radionuclide daughter: CUMBRF(j) = BRF(1)*BRF(2)* ... BRF(j).
\$ is used to indicate summation; the Greek sigma is not included in this font.
The DSR includes contributions from associated (half-life <= 0.5 yr) daughters.

Dose/Source Ratios for Internal Radiation from Ingestion of Plant Foods (p=3)
Total for All Subpathways

Parent and Progeny Principal Radionuclide Contributions Indicated										
Parent (i)	Product (j)	Branch Fraction*	DSR(j,3,t) (mrem/yr)/(pCi/g)							
			t= 0.000E+00	1.000E+00	3.000E+00	1.000E+01	3.000E+01	1.000E+02	3.000E+02	1.000E+03
Pb-210	Pb-210	1.000E+00	0.000E+00	0.000E+00	0.000E+00	0.000E+00	0.000E+00	0.000E+00	0.000E+00	0.000E+00
0Ra-226	Ra-226	1.000E+00	0.000E+00	0.000E+00	0.000E+00	0.000E+00	0.000E+00	0.000E+00	0.000E+00	0.000E+00
Ra-226	Pb-210	1.000E+00	0.000E+00	0.000E+00	0.000E+00	0.000E+00	0.000E+00	0.000E+00	0.000E+00	0.000E+00
Ra-226	\$DSR(j)		0.000E+00	0.000E+00	0.000E+00	0.000E+00	0.000E+00	0.000E+00	0.000E+00	0.000E+00
0Ra-228	Ra-228	1.000E+00	0.000E+00	0.000E+00	0.000E+00	0.000E+00	0.000E+00	0.000E+00	0.000E+00	0.000E+00
Ra-228	Th-228	1.000E+00	0.000E+00	0.000E+00	0.000E+00	0.000E+00	0.000E+00	0.000E+00	0.000E+00	0.000E+00
Ra-228	\$DSR(j)		0.000E+00	0.000E+00	0.000E+00	0.000E+00	0.000E+00	0.000E+00	0.000E+00	0.000E+00
0Th-228	Th-228	1.000E+00	0.000E+00	0.000E+00	0.000E+00	0.000E+00	0.000E+00	0.000E+00	0.000E+00	0.000E+00
0Th-230	Th-230	1.000E+00	0.000E+00	0.000E+00	0.000E+00	0.000E+00	0.000E+00	0.000E+00	0.000E+00	0.000E+00
Th-230	Ra-226	1.000E+00	0.000E+00	0.000E+00	0.000E+00	0.000E+00	0.000E+00	0.000E+00	0.000E+00	0.000E+00
Th-230	Pb-210	1.000E+00	0.000E+00	0.000E+00	0.000E+00	0.000E+00	0.000E+00	0.000E+00	0.000E+00	0.000E+00
Th-230	\$DSR(j)		0.000E+00	0.000E+00	0.000E+00	0.000E+00	0.000E+00	0.000E+00	0.000E+00	0.000E+00
0Th-232	Th-232	1.000E+00	0.000E+00	0.000E+00	0.000E+00	0.000E+00	0.000E+00	0.000E+00	0.000E+00	0.000E+00
Th-232	Ra-228	1.000E+00	0.000E+00	0.000E+00	0.000E+00	0.000E+00	0.000E+00	0.000E+00	0.000E+00	0.000E+00
Th-232	Th-228	1.000E+00	0.000E+00	0.000E+00	0.000E+00	0.000E+00	0.000E+00	0.000E+00	0.000E+00	0.000E+00
Th-232	\$DSR(j)		0.000E+00	0.000E+00	0.000E+00	0.000E+00	0.000E+00	0.000E+00	0.000E+00	0.000E+00

*Branch Fraction is the cumulative factor for the j't principal radionuclide daughter: CUMBRF(j) = BRF(1)*BRF(2)* ... BRF(j).
\$ is used to indicate summation; the Greek sigma is not included in this font.
The DSR includes contributions from associated (half-life <= 0.5 yr) daughters.

Dose/Source Ratios for Internal Radiation from Ingestion of Meat (p=4)

Subpathway: Fodder Root Uptake from Contaminated Soil (q=1)

Parent and Progeny Principal Radionuclide Contributions Indicated

Parent (i)	Product (j)	Branch Fraction*	DSR(j,4,1,t) (mrem/yr)/(pCi/g)							
			t= 0.000E+00	1.000E+00	3.000E+00	1.000E+01	3.000E+01	1.000E+02	3.000E+02	1.000E+03
Pb-210	Pb-210	1.000E+00	0.000E+00	0.000E+00	0.000E+00	0.000E+00	0.000E+00	0.000E+00	0.000E+00	0.000E+00
0Ra-226	Ra-226	1.000E+00	0.000E+00	0.000E+00	0.000E+00	0.000E+00	0.000E+00	0.000E+00	0.000E+00	0.000E+00
Ra-226	Pb-210	1.000E+00	0.000E+00	0.000E+00	0.000E+00	0.000E+00	0.000E+00	0.000E+00	0.000E+00	0.000E+00
Ra-226	\$DSR(j)		0.000E+00	0.000E+00	0.000E+00	0.000E+00	0.000E+00	0.000E+00	0.000E+00	0.000E+00
0Ra-228	Ra-228	1.000E+00	0.000E+00	0.000E+00	0.000E+00	0.000E+00	0.000E+00	0.000E+00	0.000E+00	0.000E+00
Ra-228	Th-228	1.000E+00	0.000E+00	0.000E+00	0.000E+00	0.000E+00	0.000E+00	0.000E+00	0.000E+00	0.000E+00
Ra-228	\$DSR(j)		0.000E+00	0.000E+00	0.000E+00	0.000E+00	0.000E+00	0.000E+00	0.000E+00	0.000E+00
0Th-228	Th-228	1.000E+00	0.000E+00	0.000E+00	0.000E+00	0.000E+00	0.000E+00	0.000E+00	0.000E+00	0.000E+00
0Th-230	Th-230	1.000E+00	0.000E+00	0.000E+00	0.000E+00	0.000E+00	0.000E+00	0.000E+00	0.000E+00	0.000E+00
Th-230	Ra-226	1.000E+00	0.000E+00	0.000E+00	0.000E+00	0.000E+00	0.000E+00	0.000E+00	0.000E+00	0.000E+00
Th-230	Pb-210	1.000E+00	0.000E+00	0.000E+00	0.000E+00	0.000E+00	0.000E+00	0.000E+00	0.000E+00	0.000E+00
Th-230	\$DSR(j)		0.000E+00	0.000E+00	0.000E+00	0.000E+00	0.000E+00	0.000E+00	0.000E+00	0.000E+00
0Th-232	Th-232	1.000E+00	0.000E+00	0.000E+00	0.000E+00	0.000E+00	0.000E+00	0.000E+00	0.000E+00	0.000E+00
Th-232	Ra-228	1.000E+00	0.000E+00	0.000E+00	0.000E+00	0.000E+00	0.000E+00	0.000E+00	0.000E+00	0.000E+00
Th-232	Th-228	1.000E+00	0.000E+00	0.000E+00	0.000E+00	0.000E+00	0.000E+00	0.000E+00	0.000E+00	0.000E+00
Th-232	\$DSR(j)		0.000E+00	0.000E+00	0.000E+00	0.000E+00	0.000E+00	0.000E+00	0.000E+00	0.000E+00

 *Branch Fraction is the cumulative factor for the j't principal radionuclide daughter: CUMBRF(j) = BRF(1)*BRF(2)* ... BRF(j).
 \$ is used to indicate summation; the Greek sigma is not included in this font.

The DSR includes contributions from associated (half-life <= 0.5 yr) daughters.

Dose/Source Ratios for Internal Radiation from Ingestion of Meat (p=4)										
Subpathway: Fodder Foliar Uptake from Contaminated Dust (q=2)										
Parent and Progeny Principal Radionuclide Contributions Indicated										
0Parent	Product	Branch	DSR(j,4,2,t)	(mrem/yr)/(pCi/g)						
(i)	(j)	Fraction* t=	0.000E+00	1.000E+00	3.000E+00	1.000E+01	3.000E+01	1.000E+02	3.000E+02	1.000E+03
Pb-210	Pb-210	1.000E+00	0.000E+00	0.000E+00	0.000E+00	0.000E+00	0.000E+00	0.000E+00	0.000E+00	0.000E+00
0Ra-226	Ra-226	1.000E+00	0.000E+00	0.000E+00	0.000E+00	0.000E+00	0.000E+00	0.000E+00	0.000E+00	0.000E+00
Ra-226	Pb-210	1.000E+00	0.000E+00	0.000E+00	0.000E+00	0.000E+00	0.000E+00	0.000E+00	0.000E+00	0.000E+00
Ra-226	\$DSR(j)		0.000E+00	0.000E+00	0.000E+00	0.000E+00	0.000E+00	0.000E+00	0.000E+00	0.000E+00
0Ra-228	Ra-228	1.000E+00	0.000E+00	0.000E+00	0.000E+00	0.000E+00	0.000E+00	0.000E+00	0.000E+00	0.000E+00
Ra-228	Th-228	1.000E+00	0.000E+00	0.000E+00	0.000E+00	0.000E+00	0.000E+00	0.000E+00	0.000E+00	0.000E+00
Ra-228	\$DSR(j)		0.000E+00	0.000E+00	0.000E+00	0.000E+00	0.000E+00	0.000E+00	0.000E+00	0.000E+00
0Th-228	Th-228	1.000E+00	0.000E+00	0.000E+00	0.000E+00	0.000E+00	0.000E+00	0.000E+00	0.000E+00	0.000E+00
0Th-230	Th-230	1.000E+00	0.000E+00	0.000E+00	0.000E+00	0.000E+00	0.000E+00	0.000E+00	0.000E+00	0.000E+00
Th-230	Ra-226	1.000E+00	0.000E+00	0.000E+00	0.000E+00	0.000E+00	0.000E+00	0.000E+00	0.000E+00	0.000E+00
Th-230	Pb-210	1.000E+00	0.000E+00	0.000E+00	0.000E+00	0.000E+00	0.000E+00	0.000E+00	0.000E+00	0.000E+00
Th-230	\$DSR(j)		0.000E+00	0.000E+00	0.000E+00	0.000E+00	0.000E+00	0.000E+00	0.000E+00	0.000E+00
0Th-232	Th-232	1.000E+00	0.000E+00	0.000E+00	0.000E+00	0.000E+00	0.000E+00	0.000E+00	0.000E+00	0.000E+00
Th-232	Ra-228	1.000E+00	0.000E+00	0.000E+00	0.000E+00	0.000E+00	0.000E+00	0.000E+00	0.000E+00	0.000E+00
Th-232	Th-228	1.000E+00	0.000E+00	0.000E+00	0.000E+00	0.000E+00	0.000E+00	0.000E+00	0.000E+00	0.000E+00
Th-232	\$DSR(j)		0.000E+00	0.000E+00	0.000E+00	0.000E+00	0.000E+00	0.000E+00	0.000E+00	0.000E+00

*Branch Fraction is the cumulative factor for the j't principal radionuclide daughter: CUMBRF(j) = BRF(1)*BRF(2)* ... BRF(j).

\$ is used to indicate summation; the Greek sigma is not included in this font.

The DSR includes contributions from associated (half-life <= 0.5 yr) daughters.

Dose/Source Ratios for Internal Radiation from Ingestion of Meat (p=4)
Subpathway: Ditch Irrigation (q=3)

Parent and Progeny Principal Radionuclide Contributions Indicated			DSR(j,4,3,t) (mrem/yr)/(pCi/g)							
OParent (i)	Product (j)	Branch Fraction*	t= 0.000E+00	1.000E+00	3.000E+00	1.000E+01	3.000E+01	1.000E+02	3.000E+02	1.000E+03
Pb-210	Pb-210	1.000E+00	0.000E+00	0.000E+00	0.000E+00	0.000E+00	0.000E+00	0.000E+00	0.000E+00	0.000E+00
ORa-226	Ra-226	1.000E+00	0.000E+00	0.000E+00	0.000E+00	0.000E+00	0.000E+00	0.000E+00	0.000E+00	0.000E+00
Ra-226	Pb-210	1.000E+00	0.000E+00	0.000E+00	0.000E+00	0.000E+00	0.000E+00	0.000E+00	0.000E+00	0.000E+00
Ra-226	\$DSR(j)		0.000E+00	0.000E+00	0.000E+00	0.000E+00	0.000E+00	0.000E+00	0.000E+00	0.000E+00
ORa-228	Ra-228	1.000E+00	0.000E+00	0.000E+00	0.000E+00	0.000E+00	0.000E+00	0.000E+00	0.000E+00	0.000E+00
Ra-228	Th-228	1.000E+00	0.000E+00	0.000E+00	0.000E+00	0.000E+00	0.000E+00	0.000E+00	0.000E+00	0.000E+00
Ra-228	\$DSR(j)		0.000E+00	0.000E+00	0.000E+00	0.000E+00	0.000E+00	0.000E+00	0.000E+00	0.000E+00
0Th-228	Th-228	1.000E+00	0.000E+00	0.000E+00	0.000E+00	0.000E+00	0.000E+00	0.000E+00	0.000E+00	0.000E+00
0Th-230	Th-230	1.000E+00	0.000E+00	0.000E+00	0.000E+00	0.000E+00	0.000E+00	0.000E+00	0.000E+00	0.000E+00
Th-230	Ra-226	1.000E+00	0.000E+00	0.000E+00	0.000E+00	0.000E+00	0.000E+00	0.000E+00	0.000E+00	0.000E+00
Th-230	Pb-210	1.000E+00	0.000E+00	0.000E+00	0.000E+00	0.000E+00	0.000E+00	0.000E+00	0.000E+00	0.000E+00
Th-230	\$DSR(j)		0.000E+00	0.000E+00	0.000E+00	0.000E+00	0.000E+00	0.000E+00	0.000E+00	0.000E+00
0Th-232	Th-232	1.000E+00	0.000E+00	0.000E+00	0.000E+00	0.000E+00	0.000E+00	0.000E+00	0.000E+00	0.000E+00
Th-232	Ra-228	1.000E+00	0.000E+00	0.000E+00	0.000E+00	0.000E+00	0.000E+00	0.000E+00	0.000E+00	0.000E+00
Th-232	Th-228	1.000E+00	0.000E+00	0.000E+00	0.000E+00	0.000E+00	0.000E+00	0.000E+00	0.000E+00	0.000E+00
Th-232	\$DSR(j)		0.000E+00	0.000E+00	0.000E+00	0.000E+00	0.000E+00	0.000E+00	0.000E+00	0.000E+00

*Branch Fraction is the cumulative factor for the j't principal radionuclide daughter: CUMBRF(j) = BRF(1)*BRF(2)* ... BRF(j).
\$ is used to indicate summation; the Greek sigma is not included in this font.
The DSR includes contributions from associated (half-life <= 0.5 yr) daughters.

Dose/Source Ratios for Internal Radiation from Ingestion of Meat (p=4)										
Subpathway: Overhead Irrigation (q=4)										
Parent and Progeny Principal Radionuclide Contributions Indicated										
OParent	Product	Branch	DSR(j,4,4,t) (mrem/yr)/(pCi/g)							
(i)	(j)	Fraction*	t= 0.000E+00	1.000E+00	3.000E+00	1.000E+01	3.000E+01	1.000E+02	3.000E+02	1.000E+03
Pb-210	Pb-210	1.000E+00	0.000E+00	0.000E+00	0.000E+00	0.000E+00	0.000E+00	0.000E+00	0.000E+00	0.000E+00
ORa-226	Ra-226	1.000E+00	0.000E+00	0.000E+00	0.000E+00	0.000E+00	0.000E+00	0.000E+00	0.000E+00	0.000E+00
Ra-226	Pb-210	1.000E+00	0.000E+00	0.000E+00	0.000E+00	0.000E+00	0.000E+00	0.000E+00	0.000E+00	0.000E+00
Ra-226	\$DSR(j)		0.000E+00	0.000E+00	0.000E+00	0.000E+00	0.000E+00	0.000E+00	0.000E+00	0.000E+00
ORa-228	Ra-228	1.000E+00	0.000E+00	0.000E+00	0.000E+00	0.000E+00	0.000E+00	0.000E+00	0.000E+00	0.000E+00
Ra-228	Th-228	1.000E+00	0.000E+00	0.000E+00	0.000E+00	0.000E+00	0.000E+00	0.000E+00	0.000E+00	0.000E+00
Ra-228	\$DSR(j)		0.000E+00	0.000E+00	0.000E+00	0.000E+00	0.000E+00	0.000E+00	0.000E+00	0.000E+00
0Th-228	Th-228	1.000E+00	0.000E+00	0.000E+00	0.000E+00	0.000E+00	0.000E+00	0.000E+00	0.000E+00	0.000E+00
0Th-230	Th-230	1.000E+00	0.000E+00	0.000E+00	0.000E+00	0.000E+00	0.000E+00	0.000E+00	0.000E+00	0.000E+00
Th-230	Ra-226	1.000E+00	0.000E+00	0.000E+00	0.000E+00	0.000E+00	0.000E+00	0.000E+00	0.000E+00	0.000E+00
Th-230	Pb-210	1.000E+00	0.000E+00	0.000E+00	0.000E+00	0.000E+00	0.000E+00	0.000E+00	0.000E+00	0.000E+00
Th-230	\$DSR(j)		0.000E+00	0.000E+00	0.000E+00	0.000E+00	0.000E+00	0.000E+00	0.000E+00	0.000E+00
0Th-232	Th-232	1.000E+00	0.000E+00	0.000E+00	0.000E+00	0.000E+00	0.000E+00	0.000E+00	0.000E+00	0.000E+00
Th-232	Ra-228	1.000E+00	0.000E+00	0.000E+00	0.000E+00	0.000E+00	0.000E+00	0.000E+00	0.000E+00	0.000E+00
Th-232	Th-228	1.000E+00	0.000E+00	0.000E+00	0.000E+00	0.000E+00	0.000E+00	0.000E+00	0.000E+00	0.000E+00
Th-232	\$DSR(j)		0.000E+00	0.000E+00	0.000E+00	0.000E+00	0.000E+00	0.000E+00	0.000E+00	0.000E+00

*Branch Fraction is the cumulative factor for the j't principal radionuclide daughter: CUMBRF(j) = BRF(1)*BRF(2)* ... BRF(j).

\$ is used to indicate summation; the Greek sigma is not included in this font.

The DSR includes contributions from associated (half-life <= 0.5 yr) daughters.

Dose/Source Ratios for Internal Radiation from Ingestion of Meat (p=4)
Subpathway: Livestock Water (q=5)

Parent and Progeny Principal Radionuclide Contributions Indicated										
OParent (i)	Product (j)	Branch Fraction*	DSR(j,4,5,t) (mrem/yr)/(pCi/g)							
			t= 0.000E+00	1.000E+00	3.000E+00	1.000E+01	3.000E+01	1.000E+02	3.000E+02	1.000E+03
Pb-210	Pb-210	1.000E+00	0.000E+00	0.000E+00	0.000E+00	0.000E+00	0.000E+00	0.000E+00	0.000E+00	0.000E+00
ORa-226	Ra-226	1.000E+00	0.000E+00	0.000E+00	0.000E+00	0.000E+00	0.000E+00	0.000E+00	0.000E+00	0.000E+00
Ra-226	Pb-210	1.000E+00	0.000E+00	0.000E+00	0.000E+00	0.000E+00	0.000E+00	0.000E+00	0.000E+00	0.000E+00
Ra-226	\$DSR(j)		0.000E+00	0.000E+00	0.000E+00	0.000E+00	0.000E+00	0.000E+00	0.000E+00	0.000E+00
ORa-228	Ra-228	1.000E+00	0.000E+00	0.000E+00	0.000E+00	0.000E+00	0.000E+00	0.000E+00	0.000E+00	0.000E+00
Ra-228	Th-228	1.000E+00	0.000E+00	0.000E+00	0.000E+00	0.000E+00	0.000E+00	0.000E+00	0.000E+00	0.000E+00
Ra-228	\$DSR(j)		0.000E+00	0.000E+00	0.000E+00	0.000E+00	0.000E+00	0.000E+00	0.000E+00	0.000E+00
0Th-228	Th-228	1.000E+00	0.000E+00	0.000E+00	0.000E+00	0.000E+00	0.000E+00	0.000E+00	0.000E+00	0.000E+00
0Th-230	Th-230	1.000E+00	0.000E+00	0.000E+00	0.000E+00	0.000E+00	0.000E+00	0.000E+00	0.000E+00	0.000E+00
Th-230	Ra-226	1.000E+00	0.000E+00	0.000E+00	0.000E+00	0.000E+00	0.000E+00	0.000E+00	0.000E+00	0.000E+00
Th-230	Pb-210	1.000E+00	0.000E+00	0.000E+00	0.000E+00	0.000E+00	0.000E+00	0.000E+00	0.000E+00	0.000E+00
Th-230	\$DSR(j)		0.000E+00	0.000E+00	0.000E+00	0.000E+00	0.000E+00	0.000E+00	0.000E+00	0.000E+00
0Th-232	Th-232	1.000E+00	0.000E+00	0.000E+00	0.000E+00	0.000E+00	0.000E+00	0.000E+00	0.000E+00	0.000E+00
Th-232	Ra-228	1.000E+00	0.000E+00	0.000E+00	0.000E+00	0.000E+00	0.000E+00	0.000E+00	0.000E+00	0.000E+00
Th-232	Th-228	1.000E+00	0.000E+00	0.000E+00	0.000E+00	0.000E+00	0.000E+00	0.000E+00	0.000E+00	0.000E+00
Th-232	\$DSR(j)		0.000E+00	0.000E+00	0.000E+00	0.000E+00	0.000E+00	0.000E+00	0.000E+00	0.000E+00

*Branch Fraction is the cumulative factor for the j't principal radionuclide daughter: CUMBRF(j) = BRF(1)*BRF(2)* ... BRF(j).
\$ is used to indicate summation; the Greek sigma is not included in this font.
The DSR includes contributions from associated (half-life <= 0.5 yr) daughters.

Dose/Source Ratios for Internal Radiation from Ingestion of Meat (p=4)											
Total for All Subpathways											
Parent and Progeny Principal Radionuclide Contributions Indicated											
0Parent	Product	Branch	DSR(j,4,t)	(mrem/yr)	(pCi/g)						
(i)	(j)	Fraction*	t=	0.000E+00	1.000E+00	3.000E+00	1.000E+01	3.000E+01	1.000E+02	3.000E+02	1.000E+03
Pb-210	Pb-210	1.000E+00		0.000E+00	0.000E+00	0.000E+00	0.000E+00	0.000E+00	0.000E+00	0.000E+00	0.000E+00
0Ra-226	Ra-226	1.000E+00		0.000E+00	0.000E+00	0.000E+00	0.000E+00	0.000E+00	0.000E+00	0.000E+00	0.000E+00
Ra-226	Pb-210	1.000E+00		0.000E+00	0.000E+00	0.000E+00	0.000E+00	0.000E+00	0.000E+00	0.000E+00	0.000E+00
Ra-226	\$DSR(j)			0.000E+00	0.000E+00	0.000E+00	0.000E+00	0.000E+00	0.000E+00	0.000E+00	0.000E+00
0Ra-228	Ra-228	1.000E+00		0.000E+00	0.000E+00	0.000E+00	0.000E+00	0.000E+00	0.000E+00	0.000E+00	0.000E+00
Ra-228	Th-228	1.000E+00		0.000E+00	0.000E+00	0.000E+00	0.000E+00	0.000E+00	0.000E+00	0.000E+00	0.000E+00
Ra-228	\$DSR(j)			0.000E+00	0.000E+00	0.000E+00	0.000E+00	0.000E+00	0.000E+00	0.000E+00	0.000E+00
0Th-228	Th-228	1.000E+00		0.000E+00	0.000E+00	0.000E+00	0.000E+00	0.000E+00	0.000E+00	0.000E+00	0.000E+00
0Th-230	Th-230	1.000E+00		0.000E+00	0.000E+00	0.000E+00	0.000E+00	0.000E+00	0.000E+00	0.000E+00	0.000E+00
Th-230	Ra-226	1.000E+00		0.000E+00	0.000E+00	0.000E+00	0.000E+00	0.000E+00	0.000E+00	0.000E+00	0.000E+00
Th-230	Pb-210	1.000E+00		0.000E+00	0.000E+00	0.000E+00	0.000E+00	0.000E+00	0.000E+00	0.000E+00	0.000E+00
Th-230	\$DSR(j)			0.000E+00	0.000E+00	0.000E+00	0.000E+00	0.000E+00	0.000E+00	0.000E+00	0.000E+00
0Th-232	Th-232	1.000E+00		0.000E+00	0.000E+00	0.000E+00	0.000E+00	0.000E+00	0.000E+00	0.000E+00	0.000E+00
Th-232	Ra-228	1.000E+00		0.000E+00	0.000E+00	0.000E+00	0.000E+00	0.000E+00	0.000E+00	0.000E+00	0.000E+00
Th-232	Th-228	1.000E+00		0.000E+00	0.000E+00	0.000E+00	0.000E+00	0.000E+00	0.000E+00	0.000E+00	0.000E+00
Th-232	\$DSR(j)			0.000E+00	0.000E+00	0.000E+00	0.000E+00	0.000E+00	0.000E+00	0.000E+00	0.000E+00

*Branch Fraction is the cumulative factor for the j't principal radionuclide daughter: CUMBRF(j) = BRF(1)*BRF(2)* ... BRF(j).

\$ is used to indicate summation; the Greek sigma is not included in this font.

The DSR includes contributions from associated (half-life <= 0.5 yr) daughters.

Dose/Source Ratios for Internal Radiation from Ingestion of Milk (p=5)

Subpathway: Fodder Root Uptake from Contaminated Soil (q=1)

Parent and Progeny Principal Radionuclide Contributions Indicated

0Parent (i)	Product (j)	Branch Fraction*	DSR(j,5,1,t) (mrem/yr)/(pCi/g)							
			t= 0.000E+00	1.000E+00	3.000E+00	1.000E+01	3.000E+01	1.000E+02	3.000E+02	1.000E+03
Pb-210	Pb-210	1.000E+00	0.000E+00	0.000E+00	0.000E+00	0.000E+00	0.000E+00	0.000E+00	0.000E+00	0.000E+00
0Ra-226	Ra-226	1.000E+00	0.000E+00	0.000E+00	0.000E+00	0.000E+00	0.000E+00	0.000E+00	0.000E+00	0.000E+00
Ra-226	Pb-210	1.000E+00	0.000E+00	0.000E+00	0.000E+00	0.000E+00	0.000E+00	0.000E+00	0.000E+00	0.000E+00
Ra-226	\$DSR(j)		0.000E+00	0.000E+00	0.000E+00	0.000E+00	0.000E+00	0.000E+00	0.000E+00	0.000E+00
0Ra-228	Ra-228	1.000E+00	0.000E+00	0.000E+00	0.000E+00	0.000E+00	0.000E+00	0.000E+00	0.000E+00	0.000E+00
Ra-228	Th-228	1.000E+00	0.000E+00	0.000E+00	0.000E+00	0.000E+00	0.000E+00	0.000E+00	0.000E+00	0.000E+00
Ra-228	\$DSR(j)		0.000E+00	0.000E+00	0.000E+00	0.000E+00	0.000E+00	0.000E+00	0.000E+00	0.000E+00
0Th-228	Th-228	1.000E+00	0.000E+00	0.000E+00	0.000E+00	0.000E+00	0.000E+00	0.000E+00	0.000E+00	0.000E+00
0Th-230	Th-230	1.000E+00	0.000E+00	0.000E+00	0.000E+00	0.000E+00	0.000E+00	0.000E+00	0.000E+00	0.000E+00
Th-230	Ra-226	1.000E+00	0.000E+00	0.000E+00	0.000E+00	0.000E+00	0.000E+00	0.000E+00	0.000E+00	0.000E+00
Th-230	Pb-210	1.000E+00	0.000E+00	0.000E+00	0.000E+00	0.000E+00	0.000E+00	0.000E+00	0.000E+00	0.000E+00
Th-230	\$DSR(j)		0.000E+00	0.000E+00	0.000E+00	0.000E+00	0.000E+00	0.000E+00	0.000E+00	0.000E+00
0Th-232	Th-232	1.000E+00	0.000E+00	0.000E+00	0.000E+00	0.000E+00	0.000E+00	0.000E+00	0.000E+00	0.000E+00
Th-232	Ra-228	1.000E+00	0.000E+00	0.000E+00	0.000E+00	0.000E+00	0.000E+00	0.000E+00	0.000E+00	0.000E+00
Th-232	Th-228	1.000E+00	0.000E+00	0.000E+00	0.000E+00	0.000E+00	0.000E+00	0.000E+00	0.000E+00	0.000E+00
Th-232	\$DSR(j)		0.000E+00	0.000E+00	0.000E+00	0.000E+00	0.000E+00	0.000E+00	0.000E+00	0.000E+00

*Branch Fraction is the cumulative factor for the j't principal radionuclide daughter: CUMBRF(j) = BRF(1)*BRF(2)* ... BRF(j).

\$ is used to indicate summation; the Greek sigma is not included in this font.

The DSR includes contributions from associated (half-life <= 0.5 yr) daughters.

Dose/Source Ratios for Internal Radiation from Ingestion of Milk (p=5)										
Subpathway: Fodder Foliar Uptake from Contaminated Dust (q=2)										
Parent and Progeny Principal Radionuclide Contributions Indicated										
0Parent	Product	Branch	DSR(j,5,2,t) (mrem/yr)/(pCi/g)							
(i)	(j)	Fraction*	t= 0.000E+00	1.000E+00	3.000E+00	1.000E+01	3.000E+01	1.000E+02	3.000E+02	1.000E+03
Pb-210	Pb-210	1.000E+00	0.000E+00	0.000E+00	0.000E+00	0.000E+00	0.000E+00	0.000E+00	0.000E+00	0.000E+00
0Ra-226	Ra-226	1.000E+00	0.000E+00	0.000E+00	0.000E+00	0.000E+00	0.000E+00	0.000E+00	0.000E+00	0.000E+00
Ra-226	Pb-210	1.000E+00	0.000E+00	0.000E+00	0.000E+00	0.000E+00	0.000E+00	0.000E+00	0.000E+00	0.000E+00
Ra-226	\$DSR(j)		0.000E+00	0.000E+00	0.000E+00	0.000E+00	0.000E+00	0.000E+00	0.000E+00	0.000E+00
0Ra-228	Ra-228	1.000E+00	0.000E+00	0.000E+00	0.000E+00	0.000E+00	0.000E+00	0.000E+00	0.000E+00	0.000E+00
Ra-228	Th-228	1.000E+00	0.000E+00	0.000E+00	0.000E+00	0.000E+00	0.000E+00	0.000E+00	0.000E+00	0.000E+00
Ra-228	\$DSR(j)		0.000E+00	0.000E+00	0.000E+00	0.000E+00	0.000E+00	0.000E+00	0.000E+00	0.000E+00
0Th-228	Th-228	1.000E+00	0.000E+00	0.000E+00	0.000E+00	0.000E+00	0.000E+00	0.000E+00	0.000E+00	0.000E+00
0Th-230	Th-230	1.000E+00	0.000E+00	0.000E+00	0.000E+00	0.000E+00	0.000E+00	0.000E+00	0.000E+00	0.000E+00
Th-230	Ra-226	1.000E+00	0.000E+00	0.000E+00	0.000E+00	0.000E+00	0.000E+00	0.000E+00	0.000E+00	0.000E+00
Th-230	Pb-210	1.000E+00	0.000E+00	0.000E+00	0.000E+00	0.000E+00	0.000E+00	0.000E+00	0.000E+00	0.000E+00
Th-230	\$DSR(j)		0.000E+00	0.000E+00	0.000E+00	0.000E+00	0.000E+00	0.000E+00	0.000E+00	0.000E+00
0Th-232	Th-232	1.000E+00	0.000E+00	0.000E+00	0.000E+00	0.000E+00	0.000E+00	0.000E+00	0.000E+00	0.000E+00
Th-232	Ra-228	1.000E+00	0.000E+00	0.000E+00	0.000E+00	0.000E+00	0.000E+00	0.000E+00	0.000E+00	0.000E+00
Th-232	Th-228	1.000E+00	0.000E+00	0.000E+00	0.000E+00	0.000E+00	0.000E+00	0.000E+00	0.000E+00	0.000E+00
Th-232	\$DSR(j)		0.000E+00	0.000E+00	0.000E+00	0.000E+00	0.000E+00	0.000E+00	0.000E+00	0.000E+00

*Branch Fraction is the cumulative factor for the j't principal radionuclide daughter: CUMBRF(j) = BRF(1)*BRF(2)* ... BRF(j).
\$ is used to indicate summation; the Greek sigma is not included in this font.
The DSR includes contributions from associated (half-life <= 0.5 yr) daughters.

Dose/Source Ratios for Internal Radiation from Ingestion of Milk (p=5)

Subpathway: Ditch Irrigation (q=3)

Parent and Progeny Principal Radionuclide Contributions Indicated

OParent (i)	Product (j)	Branch Fraction*	DSR(j,5,3,t) (mrem/yr)/(pCi/g)							
			t= 0.000E+00	1.000E+00	3.000E+00	1.000E+01	3.000E+01	1.000E+02	3.000E+02	1.000E+03
Pb-210	Pb-210	1.000E+00	0.000E+00	0.000E+00	0.000E+00	0.000E+00	0.000E+00	0.000E+00	0.000E+00	0.000E+00
ORa-226	Ra-226	1.000E+00	0.000E+00	0.000E+00	0.000E+00	0.000E+00	0.000E+00	0.000E+00	0.000E+00	0.000E+00
Ra-226	Pb-210	1.000E+00	0.000E+00	0.000E+00	0.000E+00	0.000E+00	0.000E+00	0.000E+00	0.000E+00	0.000E+00
Ra-226	\$DSR(j)		0.000E+00	0.000E+00	0.000E+00	0.000E+00	0.000E+00	0.000E+00	0.000E+00	0.000E+00
ORa-228	Ra-228	1.000E+00	0.000E+00	0.000E+00	0.000E+00	0.000E+00	0.000E+00	0.000E+00	0.000E+00	0.000E+00
Ra-228	Th-228	1.000E+00	0.000E+00	0.000E+00	0.000E+00	0.000E+00	0.000E+00	0.000E+00	0.000E+00	0.000E+00
Ra-228	\$DSR(j)		0.000E+00	0.000E+00	0.000E+00	0.000E+00	0.000E+00	0.000E+00	0.000E+00	0.000E+00
0Th-228	Th-228	1.000E+00	0.000E+00	0.000E+00	0.000E+00	0.000E+00	0.000E+00	0.000E+00	0.000E+00	0.000E+00
0Th-230	Th-230	1.000E+00	0.000E+00	0.000E+00	0.000E+00	0.000E+00	0.000E+00	0.000E+00	0.000E+00	0.000E+00
Th-230	Ra-226	1.000E+00	0.000E+00	0.000E+00	0.000E+00	0.000E+00	0.000E+00	0.000E+00	0.000E+00	0.000E+00
Th-230	Pb-210	1.000E+00	0.000E+00	0.000E+00	0.000E+00	0.000E+00	0.000E+00	0.000E+00	0.000E+00	0.000E+00
Th-230	\$DSR(j)		0.000E+00	0.000E+00	0.000E+00	0.000E+00	0.000E+00	0.000E+00	0.000E+00	0.000E+00
0Th-232	Th-232	1.000E+00	0.000E+00	0.000E+00	0.000E+00	0.000E+00	0.000E+00	0.000E+00	0.000E+00	0.000E+00
Th-232	Ra-228	1.000E+00	0.000E+00	0.000E+00	0.000E+00	0.000E+00	0.000E+00	0.000E+00	0.000E+00	0.000E+00
Th-232	Th-228	1.000E+00	0.000E+00	0.000E+00	0.000E+00	0.000E+00	0.000E+00	0.000E+00	0.000E+00	0.000E+00
Th-232	\$DSR(j)		0.000E+00	0.000E+00	0.000E+00	0.000E+00	0.000E+00	0.000E+00	0.000E+00	0.000E+00

*Branch Fraction is the cumulative factor for the j't principal radionuclide daughter: CUMBRF(j) = BRF(1)*BRF(2)* ... BRF(j).

\$ is used to indicate summation; the Greek sigma is not included in this font.

The DSR includes contributions from associated (half-life <= 0.5 yr) daughters.

Dose/Source Ratios for Internal Radiation from Ingestion of Milk (p=5)

Subpathway: Overhead Irrigation (q=4)

Parent and Progeny Principal Radionuclide Contributions Indicated

Parent (i)	Product (j)	Branch Fraction*	DSR(j,5,4,t) (mrem/yr)/(pCi/g)							
			t= 0.000E+00	1.000E+00	3.000E+00	1.000E+01	3.000E+01	1.000E+02	3.000E+02	1.000E+03
Pb-210	Pb-210	1.000E+00	0.000E+00	0.000E+00	0.000E+00	0.000E+00	0.000E+00	0.000E+00	0.000E+00	0.000E+00
ORa-226	Ra-226	1.000E+00	0.000E+00	0.000E+00	0.000E+00	0.000E+00	0.000E+00	0.000E+00	0.000E+00	0.000E+00
Ra-226	Pb-210	1.000E+00	0.000E+00	0.000E+00	0.000E+00	0.000E+00	0.000E+00	0.000E+00	0.000E+00	0.000E+00
Ra-226	\$DSR(j)		0.000E+00	0.000E+00	0.000E+00	0.000E+00	0.000E+00	0.000E+00	0.000E+00	0.000E+00
ORa-228	Ra-228	1.000E+00	0.000E+00	0.000E+00	0.000E+00	0.000E+00	0.000E+00	0.000E+00	0.000E+00	0.000E+00
Ra-228	Th-228	1.000E+00	0.000E+00	0.000E+00	0.000E+00	0.000E+00	0.000E+00	0.000E+00	0.000E+00	0.000E+00
Ra-228	\$DSR(j)		0.000E+00	0.000E+00	0.000E+00	0.000E+00	0.000E+00	0.000E+00	0.000E+00	0.000E+00
0Th-228	Th-228	1.000E+00	0.000E+00	0.000E+00	0.000E+00	0.000E+00	0.000E+00	0.000E+00	0.000E+00	0.000E+00
0Th-230	Th-230	1.000E+00	0.000E+00	0.000E+00	0.000E+00	0.000E+00	0.000E+00	0.000E+00	0.000E+00	0.000E+00
Th-230	Ra-226	1.000E+00	0.000E+00	0.000E+00	0.000E+00	0.000E+00	0.000E+00	0.000E+00	0.000E+00	0.000E+00
Th-230	Pb-210	1.000E+00	0.000E+00	0.000E+00	0.000E+00	0.000E+00	0.000E+00	0.000E+00	0.000E+00	0.000E+00
Th-230	\$DSR(j)		0.000E+00	0.000E+00	0.000E+00	0.000E+00	0.000E+00	0.000E+00	0.000E+00	0.000E+00
0Th-232	Th-232	1.000E+00	0.000E+00	0.000E+00	0.000E+00	0.000E+00	0.000E+00	0.000E+00	0.000E+00	0.000E+00
Th-232	Ra-228	1.000E+00	0.000E+00	0.000E+00	0.000E+00	0.000E+00	0.000E+00	0.000E+00	0.000E+00	0.000E+00
Th-232	Th-228	1.000E+00	0.000E+00	0.000E+00	0.000E+00	0.000E+00	0.000E+00	0.000E+00	0.000E+00	0.000E+00
Th-232	\$DSR(j)		0.000E+00	0.000E+00	0.000E+00	0.000E+00	0.000E+00	0.000E+00	0.000E+00	0.000E+00

*Branch Fraction is the cumulative factor for the j't principal radionuclide daughter: CUMBRF(j) = BRF(1)*BRF(2)* ... BRF(j).

\$ is used to indicate summation; the Greek sigma is not included in this font.

The DSR includes contributions from associated (half-life <= 0.5 yr) daughters.

Dose/Source Ratios for Internal Radiation from Ingestion of Milk (p=5)

Subpathway: Livestock Water (q=5)

Parent and Progeny Principal Radionuclide Contributions Indicated

Parent (i)	Product (j)	Branch Fraction*	DSR(j,5,5,t) (mrem/yr)/(pCi/g)							
			t= 0.000E+00	1.000E+00	3.000E+00	1.000E+01	3.000E+01	1.000E+02	3.000E+02	1.000E+03
Pb-210	Pb-210	1.000E+00	0.000E+00	0.000E+00	0.000E+00	0.000E+00	0.000E+00	0.000E+00	0.000E+00	0.000E+00
ORa-226	Ra-226	1.000E+00	0.000E+00	0.000E+00	0.000E+00	0.000E+00	0.000E+00	0.000E+00	0.000E+00	0.000E+00
Ra-226	Pb-210	1.000E+00	0.000E+00	0.000E+00	0.000E+00	0.000E+00	0.000E+00	0.000E+00	0.000E+00	0.000E+00
Ra-226	\$DSR(j)		0.000E+00	0.000E+00	0.000E+00	0.000E+00	0.000E+00	0.000E+00	0.000E+00	0.000E+00
ORa-228	Ra-228	1.000E+00	0.000E+00	0.000E+00	0.000E+00	0.000E+00	0.000E+00	0.000E+00	0.000E+00	0.000E+00
Ra-228	Th-228	1.000E+00	0.000E+00	0.000E+00	0.000E+00	0.000E+00	0.000E+00	0.000E+00	0.000E+00	0.000E+00
Ra-228	\$DSR(j)		0.000E+00	0.000E+00	0.000E+00	0.000E+00	0.000E+00	0.000E+00	0.000E+00	0.000E+00
0Th-228	Th-228	1.000E+00	0.000E+00	0.000E+00	0.000E+00	0.000E+00	0.000E+00	0.000E+00	0.000E+00	0.000E+00
0Th-230	Th-230	1.000E+00	0.000E+00	0.000E+00	0.000E+00	0.000E+00	0.000E+00	0.000E+00	0.000E+00	0.000E+00
Th-230	Ra-226	1.000E+00	0.000E+00	0.000E+00	0.000E+00	0.000E+00	0.000E+00	0.000E+00	0.000E+00	0.000E+00
Th-230	Pb-210	1.000E+00	0.000E+00	0.000E+00	0.000E+00	0.000E+00	0.000E+00	0.000E+00	0.000E+00	0.000E+00
Th-230	\$DSR(j)		0.000E+00	0.000E+00	0.000E+00	0.000E+00	0.000E+00	0.000E+00	0.000E+00	0.000E+00
0Th-232	Th-232	1.000E+00	0.000E+00	0.000E+00	0.000E+00	0.000E+00	0.000E+00	0.000E+00	0.000E+00	0.000E+00
Th-232	Ra-228	1.000E+00	0.000E+00	0.000E+00	0.000E+00	0.000E+00	0.000E+00	0.000E+00	0.000E+00	0.000E+00
Th-232	Th-228	1.000E+00	0.000E+00	0.000E+00	0.000E+00	0.000E+00	0.000E+00	0.000E+00	0.000E+00	0.000E+00
Th-232	\$DSR(j)		0.000E+00	0.000E+00	0.000E+00	0.000E+00	0.000E+00	0.000E+00	0.000E+00	0.000E+00

*Branch Fraction is the cumulative factor for the j't principal radionuclide daughter: CUMBRF(j) = BRF(1)*BRF(2)* ... BRF(j).

\$ is used to indicate summation; the Greek sigma is not included in this font.

The DSR includes contributions from associated (half-life <= 0.5 yr) daughters.

Dose/Source Ratios for Internal Radiation from Ingestion of Milk (p=5)

Total for All Subpathways

Parent and Progeny Principal Radionuclide Contributions Indicated

Parent (i)	Product (j)	Branch Fraction*	DSR(j,5,t) (mrem/yr)/(pCi/g)							
			t= 0.000E+00	1.000E+00	3.000E+00	1.000E+01	3.000E+01	1.000E+02	3.000E+02	1.000E+03
Pb-210	Pb-210	1.000E+00	0.000E+00	0.000E+00	0.000E+00	0.000E+00	0.000E+00	0.000E+00	0.000E+00	0.000E+00
0Ra-226	Ra-226	1.000E+00	0.000E+00	0.000E+00	0.000E+00	0.000E+00	0.000E+00	0.000E+00	0.000E+00	0.000E+00
Ra-226	Pb-210	1.000E+00	0.000E+00	0.000E+00	0.000E+00	0.000E+00	0.000E+00	0.000E+00	0.000E+00	0.000E+00
Ra-226	\$DSR(j)		0.000E+00	0.000E+00	0.000E+00	0.000E+00	0.000E+00	0.000E+00	0.000E+00	0.000E+00
0Ra-228	Ra-228	1.000E+00	0.000E+00	0.000E+00	0.000E+00	0.000E+00	0.000E+00	0.000E+00	0.000E+00	0.000E+00
Ra-228	Th-228	1.000E+00	0.000E+00	0.000E+00	0.000E+00	0.000E+00	0.000E+00	0.000E+00	0.000E+00	0.000E+00
Ra-228	\$DSR(j)		0.000E+00	0.000E+00	0.000E+00	0.000E+00	0.000E+00	0.000E+00	0.000E+00	0.000E+00
0Th-228	Th-228	1.000E+00	0.000E+00	0.000E+00	0.000E+00	0.000E+00	0.000E+00	0.000E+00	0.000E+00	0.000E+00
0Th-230	Th-230	1.000E+00	0.000E+00	0.000E+00	0.000E+00	0.000E+00	0.000E+00	0.000E+00	0.000E+00	0.000E+00
Th-230	Ra-226	1.000E+00	0.000E+00	0.000E+00	0.000E+00	0.000E+00	0.000E+00	0.000E+00	0.000E+00	0.000E+00
Th-230	Pb-210	1.000E+00	0.000E+00	0.000E+00	0.000E+00	0.000E+00	0.000E+00	0.000E+00	0.000E+00	0.000E+00
Th-230	\$DSR(j)		0.000E+00	0.000E+00	0.000E+00	0.000E+00	0.000E+00	0.000E+00	0.000E+00	0.000E+00
0Th-232	Th-232	1.000E+00	0.000E+00	0.000E+00	0.000E+00	0.000E+00	0.000E+00	0.000E+00	0.000E+00	0.000E+00
Th-232	Ra-228	1.000E+00	0.000E+00	0.000E+00	0.000E+00	0.000E+00	0.000E+00	0.000E+00	0.000E+00	0.000E+00
Th-232	Th-228	1.000E+00	0.000E+00	0.000E+00	0.000E+00	0.000E+00	0.000E+00	0.000E+00	0.000E+00	0.000E+00
Th-232	\$DSR(j)		0.000E+00	0.000E+00	0.000E+00	0.000E+00	0.000E+00	0.000E+00	0.000E+00	0.000E+00

*Branch Fraction is the cumulative factor for the j't principal radionuclide daughter: CUMBRF(j) = BRF(1)*BRF(2)* ... BRF(j).

\$ is used to indicate summation; the Greek sigma is not included in this font.

The DSR includes contributions from associated (half-life <= 0.5 yr) daughters.

Dose/Source Ratios for Internal Radiation from the Ingestion of Fish (p=6)										
Parent and Progeny Principal Radionuclide Contributions Indicated										
0Parent (i)	Product (j)	Branch Fraction*	t = 0.000E+00	1.000E+00	3.000E+00	1.000E+01	3.000E+01	1.000E+02	3.000E+02	1.000E+03
Pb-210	Pb-210	1.000E+00	0.000E+00	0.000E+00	0.000E+00	0.000E+00	0.000E+00	0.000E+00	0.000E+00	0.000E+00
0Ra-226	Ra-226	1.000E+00	0.000E+00	0.000E+00	0.000E+00	0.000E+00	0.000E+00	0.000E+00	0.000E+00	2.264E-04
Ra-226	Pb-210	1.000E+00	0.000E+00	0.000E+00	0.000E+00	0.000E+00	0.000E+00	0.000E+00	0.000E+00	2.617E-03
Ra-226	\$DSR(j)		0.000E+00	0.000E+00	0.000E+00	0.000E+00	0.000E+00	0.000E+00	0.000E+00	2.843E-03
0Ra-228	Ra-228	1.000E+00	0.000E+00	0.000E+00	0.000E+00	0.000E+00	0.000E+00	0.000E+00	0.000E+00	0.000E+00
Ra-228	Th-228	1.000E+00	0.000E+00	0.000E+00	0.000E+00	0.000E+00	0.000E+00	0.000E+00	0.000E+00	0.000E+00
Ra-228	\$DSR(j)		0.000E+00	0.000E+00	0.000E+00	0.000E+00	0.000E+00	0.000E+00	0.000E+00	0.000E+00
0Th-228	Th-228	1.000E+00	0.000E+00	0.000E+00	0.000E+00	0.000E+00	0.000E+00	0.000E+00	0.000E+00	0.000E+00
0Th-230	Th-230	1.000E+00	0.000E+00	0.000E+00	0.000E+00	0.000E+00	0.000E+00	0.000E+00	0.000E+00	0.000E+00
Th-230	Ra-226	1.000E+00	0.000E+00	0.000E+00	0.000E+00	0.000E+00	0.000E+00	0.000E+00	0.000E+00	3.431E-06
Th-230	Pb-210	1.000E+00	0.000E+00	0.000E+00	0.000E+00	0.000E+00	0.000E+00	0.000E+00	0.000E+00	3.480E-05
Th-230	\$DSR(j)		0.000E+00	0.000E+00	0.000E+00	0.000E+00	0.000E+00	0.000E+00	0.000E+00	3.823E-05
0Th-232	Th-232	1.000E+00	0.000E+00	0.000E+00	0.000E+00	0.000E+00	0.000E+00	0.000E+00	0.000E+00	0.000E+00
Th-232	Ra-228	1.000E+00	0.000E+00	0.000E+00	0.000E+00	0.000E+00	0.000E+00	0.000E+00	0.000E+00	0.000E+00
Th-232	Th-228	1.000E+00	0.000E+00	0.000E+00	0.000E+00	0.000E+00	0.000E+00	0.000E+00	0.000E+00	0.000E+00
Th-232	\$DSR(j)		0.000E+00	0.000E+00	0.000E+00	0.000E+00	0.000E+00	0.000E+00	0.000E+00	0.000E+00

*Branch Fraction is the cumulative factor for the j't principal radionuclide daughter: CUMBRF(j) = BRF(1)*BRF(2)* ... BRF(j).

\$ is used to indicate summation; the Greek sigma is not included in this font.

The DSR includes contributions from associated (half-life <= 0.5 yr) daughters.

Dose/Source Ratios for Internal Radiation from the Ingestion of Drinking Water (p=7)										
Parent and Progeny Principal Radionuclide Contributions Indicated										
OParent	Product	Branch	DSR(j,7,t)	(mrem/yr)	(pCi/g)					
(i)	(j)	Fraction* t=	0.000E+00	1.000E+00	3.000E+00	1.000E+01	3.000E+01	1.000E+02	3.000E+02	1.000E+03
Pb-210	Pb-210	1.000E+00	0.000E+00	0.000E+00	0.000E+00	0.000E+00	0.000E+00	0.000E+00	0.000E+00	0.000E+00
ORa-226	Ra-226	1.000E+00	0.000E+00	0.000E+00	0.000E+00	0.000E+00	0.000E+00	0.000E+00	0.000E+00	0.000E+00
Ra-226	Pb-210	1.000E+00	0.000E+00	0.000E+00	0.000E+00	0.000E+00	0.000E+00	0.000E+00	0.000E+00	0.000E+00
Ra-226	\$DSR(j)		0.000E+00	0.000E+00	0.000E+00	0.000E+00	0.000E+00	0.000E+00	0.000E+00	0.000E+00
ORa-228	Ra-228	1.000E+00	0.000E+00	0.000E+00	0.000E+00	0.000E+00	0.000E+00	0.000E+00	0.000E+00	0.000E+00
Ra-228	Th-228	1.000E+00	0.000E+00	0.000E+00	0.000E+00	0.000E+00	0.000E+00	0.000E+00	0.000E+00	0.000E+00
Ra-228	\$DSR(j)		0.000E+00	0.000E+00	0.000E+00	0.000E+00	0.000E+00	0.000E+00	0.000E+00	0.000E+00
0Th-228	Th-228	1.000E+00	0.000E+00	0.000E+00	0.000E+00	0.000E+00	0.000E+00	0.000E+00	0.000E+00	0.000E+00
0Th-230	Th-230	1.000E+00	0.000E+00	0.000E+00	0.000E+00	0.000E+00	0.000E+00	0.000E+00	0.000E+00	0.000E+00
Th-230	Ra-226	1.000E+00	0.000E+00	0.000E+00	0.000E+00	0.000E+00	0.000E+00	0.000E+00	0.000E+00	0.000E+00
Th-230	Pb-210	1.000E+00	0.000E+00	0.000E+00	0.000E+00	0.000E+00	0.000E+00	0.000E+00	0.000E+00	0.000E+00
Th-230	\$DSR(j)		0.000E+00	0.000E+00	0.000E+00	0.000E+00	0.000E+00	0.000E+00	0.000E+00	0.000E+00
0Th-232	Th-232	1.000E+00	0.000E+00	0.000E+00	0.000E+00	0.000E+00	0.000E+00	0.000E+00	0.000E+00	0.000E+00
Th-232	Ra-228	1.000E+00	0.000E+00	0.000E+00	0.000E+00	0.000E+00	0.000E+00	0.000E+00	0.000E+00	0.000E+00
Th-232	Th-228	1.000E+00	0.000E+00	0.000E+00	0.000E+00	0.000E+00	0.000E+00	0.000E+00	0.000E+00	0.000E+00
Th-232	\$DSR(j)		0.000E+00	0.000E+00	0.000E+00	0.000E+00	0.000E+00	0.000E+00	0.000E+00	0.000E+00

*Branch Fraction is the cumulative factor for the j't principal radionuclide daughter: CUMBRF(j) = BRF(1)*BRF(2)* ... BRF(j).

\$ is used to indicate summation; the Greek sigma is not included in this font.

The DSR includes contributions from associated (half-life <= 0.5 yr) daughters.

Plant/Air and Plant/Water Concentration Ratios

0 Mass loading [ASR(3)]: 1.000E-04 g/m**3

Area Factor for Mass Loading [FA(2)]: 1.617E-01

0Nuclide (i)	FAR(i,3,2,1) m**3/g	FAR(i,3,2,2) m**3/g	FWR(i,3,3,1) L/g	FWR(i,3,3,2) L/g	FWR(i,3,4,1) L/g	FWR(i,3,4,2) L/g
Pb-210	5.4545E-02	2.6156E-01	1.4165E-07	2.0828E-07	4.3153E-05	2.0693E-04
Ra-226	5.4545E-02	2.6156E-01	5.6666E-07	8.3314E-07	4.3153E-05	2.0693E-04
Ra-228	5.4545E-02	2.6156E-01	5.6666E-07	8.3314E-07	4.3153E-05	2.0693E-04
Th-228	5.4545E-02	2.6156E-01	1.4768E-08	2.0675E-08	4.3153E-05	2.0693E-04
Th-230	5.4545E-02	2.6156E-01	1.4768E-08	2.0675E-08	4.3153E-05	2.0693E-04
Th-232	5.4545E-02	2.6156E-01	1.4768E-08	2.0675E-08	4.3153E-05	2.0693E-04

=====

FAR(i,p,q,k) is the plant/air concentration ratio for airborne contaminated dust,
and FWR(i,p,q,k) is the plant/water concentration ratio. See groundwater displays
for water/soil concentration ratios.

0 Plant/Soil Concentration Ratios, FSR(i,3,q,k,t)

0 Root Uptake (q=1) and Foliar Dust Deposition (q=2)

0 Nonleafy (k=1) and/or Leafy (k=2) Vegetables

0 Nuclide(i)	Parent	Product	FSR(i,3,1,k)	FSR(i,3,2,1)	FSR(i,3,2,2)
0 Pb-210	Pb-210	Pb-210	1.0000E-02	8.8191E-07	4.2290E-06
0 Ra-226	Ra-226	Ra-226	4.0000E-02	8.8191E-07	4.2290E-06
0 Ra-226	Pb-210	Pb-210	1.0000E-02	8.8191E-07	4.2290E-06
0 Ra-228	Ra-228	Ra-228	4.0000E-02	8.8191E-07	4.2290E-06
0 Ra-228	Th-228	Th-228	1.0000E-03	8.8191E-07	4.2290E-06
0 Th-228	Th-228	Th-228	1.0000E-03	8.8191E-07	4.2290E-06
0 Th-230	Th-230	Th-230	1.0000E-03	8.8191E-07	4.2290E-06
0 Th-230	Ra-226	Ra-226	4.0000E-02	8.8191E-07	4.2290E-06
0 Th-230	Pb-210	Pb-210	1.0000E-02	8.8191E-07	4.2290E-06
0 Th-232	Th-232	Th-232	1.0000E-03	8.8191E-07	4.2290E-06
0 Th-232	Ra-228	Ra-228	4.0000E-02	8.8191E-07	4.2290E-06
0 Th-232	Th-228	Th-228	1.0000E-03	8.8191E-07	4.2290E-06

=====

[illegible]

0

[illegible]

[illegible]

Meat/Fodder, Milk/Fodder, Fodder/Air and Fodder/Water Concentration Ratios

0	FI(4,q): 68.0 kg/day	FI(5,q): 55.0 kg/day	q=1,2,3,4		
	FI(4,q): 50.0 L/day	FI(5,q): 160.0 L/day	q=5		
	FI(4,q): 0.5 kg/day	FI(5,q):			
0Nuclide (i)	FQR(i,4) d/kg	FQR(i,5) d/kg	FAR(i,3,2,3) m**3/g	FWR(i,3,3,3) L/g	FWR(i,3,4,3) L/g
Pb-210	8.0000E-04	3.0000E-04	2.8659E-01	6.6684E-08	2.2673E-04
Ra-226	1.0000E-03	1.0000E-03	2.8659E-01	2.6662E-07	2.2673E-04
Ra-228	1.0000E-03	1.0000E-03	2.8659E-01	2.6662E-07	2.2673E-04
Th-228	1.0000E-04	5.0000E-06	2.8659E-01	5.9071E-09	2.2673E-04
Th-230	1.0000E-04	5.0000E-06	2.8659E-01	5.9071E-09	2.2673E-04
Th-232	1.0000E-04	5.0000E-06	2.8659E-01	5.9071E-09	2.2673E-04

=====

FI(p,q) are the fodder (q=1,2,3,4), livestock water (q=5) and soil (q=6) intake rates; FQR(i,p) are the transfer coefficients from contaminated fodder of livestock water to meat (p=4) or milk (p=5). FAR(i,3,2,3) are the fodder/air concentration ratios, and FWR(i,3,3,3) and FWR(i,3,4,3) are the fodder/water concentration ratios for ditch and overhead irrigation, respectively.

[illegible]

[illegible]

[illegible]

[illegible]

0

[illegible]

Milk/Soil Concentration Ratios, FSR(i,5,q,t)
Root Uptake (q=1) and Foliar Dust Deposition (q=2)

	Nuclide(i)			
	Parent	Product	FSR(i,5,1)	FSR(i,5,2)
	Pb-210	Pb-210	0.0000E+00	0.0000E+00
0	Ra-226	Ra-226	0.0000E+00	0.0000E+00
	Ra-226	Pb-210	0.0000E+00	0.0000E+00
0	Ra-228	Ra-228	0.0000E+00	0.0000E+00
	Ra-228	Th-228	0.0000E+00	0.0000E+00
0	Th-228	Th-228	0.0000E+00	0.0000E+00
0	Th-230	Th-230	0.0000E+00	0.0000E+00
	Th-230	Ra-226	0.0000E+00	0.0000E+00
	Th-230	Pb-210	0.0000E+00	0.0000E+00
0	Th-232	Th-232	0.0000E+00	0.0000E+00
	Th-232	Ra-228	0.0000E+00	0.0000E+00
	Th-232	Th-228	0.0000E+00	0.0000E+00
	=====	=====	=====	=====
0				

Milk/Soil Concentration Ratio, FSR(j,5,q,t)

Ditch Irrigation (q=3)

[illegible]

[illegible]

Q

[illegible]

Dose/Source Ratios for Soil Ingestion Pathway (p=8)											
Parent and Progeny Principal Radionuclide Contributions Indicated											
DSR(j,8,t) (mrem/yr)/(pCi/g)											
OParent (i)	Product (j)	Branch Fraction*	t= 0.000E+00	1.000E+00	3.000E+00	1.000E+01	3.000E+01	1.000E+02	3.000E+02	1.000E+03	
Pb-210	Pb-210	1.000E+00	0.000E+00	0.000E+00	0.000E+00	0.000E+00	0.000E+00	0.000E+00	0.000E+00	0.000E+00	
ORa-226	Ra-226	1.000E+00	0.000E+00	0.000E+00	0.000E+00	0.000E+00	0.000E+00	0.000E+00	0.000E+00	0.000E+00	
Ra-226	Pb-210	1.000E+00	0.000E+00	0.000E+00	0.000E+00	0.000E+00	0.000E+00	0.000E+00	0.000E+00	0.000E+00	
Ra-226	\$DSR(j)		0.000E+00	0.000E+00	0.000E+00	0.000E+00	0.000E+00	0.000E+00	0.000E+00	0.000E+00	
ORa-228	Ra-228	1.000E+00	0.000E+00	0.000E+00	0.000E+00	0.000E+00	0.000E+00	0.000E+00	0.000E+00	0.000E+00	
Ra-228	Th-228	1.000E+00	0.000E+00	0.000E+00	0.000E+00	0.000E+00	0.000E+00	0.000E+00	0.000E+00	0.000E+00	
Ra-228	\$DSR(j)		0.000E+00	0.000E+00	0.000E+00	0.000E+00	0.000E+00	0.000E+00	0.000E+00	0.000E+00	
0Th-228	Th-228	1.000E+00	0.000E+00	0.000E+00	0.000E+00	0.000E+00	0.000E+00	0.000E+00	0.000E+00	0.000E+00	
0Th-230	Th-230	1.000E+00	0.000E+00	0.000E+00	0.000E+00	0.000E+00	0.000E+00	0.000E+00	0.000E+00	0.000E+00	
Th-230	Ra-226	1.000E+00	0.000E+00	0.000E+00	0.000E+00	0.000E+00	0.000E+00	0.000E+00	0.000E+00	0.000E+00	
Th-230	Pb-210	1.000E+00	0.000E+00	0.000E+00	0.000E+00	0.000E+00	0.000E+00	0.000E+00	0.000E+00	0.000E+00	
Th-230	\$DSR(j)		0.000E+00	0.000E+00	0.000E+00	0.000E+00	0.000E+00	0.000E+00	0.000E+00	0.000E+00	
0Th-232	Th-232	1.000E+00	0.000E+00	0.000E+00	0.000E+00	0.000E+00	0.000E+00	0.000E+00	0.000E+00	0.000E+00	
Th-232	Ra-228	1.000E+00	0.000E+00	0.000E+00	0.000E+00	0.000E+00	0.000E+00	0.000E+00	0.000E+00	0.000E+00	
Th-232	Th-228	1.000E+00	0.000E+00	0.000E+00	0.000E+00	0.000E+00	0.000E+00	0.000E+00	0.000E+00	0.000E+00	
Th-232	\$DSR(j)		0.000E+00	0.000E+00	0.000E+00	0.000E+00	0.000E+00	0.000E+00	0.000E+00	0.000E+00	

 *Branch Fraction is the cumulative factor for the j't principal radionuclide daughter: CUMBRF(j) = BRF(1)*BRF(2)* ... BRF(j).

\$ is used to indicate summation; the Greek sigma is not included in this font.

The DSR includes contributions from associated (half-life <= 0.5 yr) daughters.

Dose Conversion and Environmental Transport Factors for the Soil Ingestion Pathway (p=8)											
Parent Product		DCF(j,8)*	ETF(j,8,t) (g/yr)								
(i)	(j)		t=	0.000E+00	1.000E+00	3.000E+00	1.000E+01	3.000E+01	1.000E+02	3.000E+02	1.000E+03
Pb-210	Pb-210	7.270E-03		0.000E+00	0.000E+00	0.000E+00	0.000E+00	0.000E+00	0.000E+00	0.000E+00	0.000E+00
ORa-226	Ra-226	1.330E-03		0.000E+00	0.000E+00	0.000E+00	0.000E+00	0.000E+00	0.000E+00	0.000E+00	0.000E+00
Ra-226	Pb-210	7.270E-03		0.000E+00	0.000E+00	0.000E+00	0.000E+00	0.000E+00	0.000E+00	0.000E+00	0.000E+00
ORa-228	Ra-228	1.440E-03		0.000E+00	0.000E+00	0.000E+00	0.000E+00	0.000E+00	0.000E+00	0.000E+00	0.000E+00
Ra-228	Th-228	8.080E-04		0.000E+00	0.000E+00	0.000E+00	0.000E+00	0.000E+00	0.000E+00	0.000E+00	0.000E+00
0Th-228	Th-228	8.080E-04		0.000E+00	0.000E+00	0.000E+00	0.000E+00	0.000E+00	0.000E+00	0.000E+00	0.000E+00
0Th-230	Th-230	5.480E-04		0.000E+00	0.000E+00	0.000E+00	0.000E+00	0.000E+00	0.000E+00	0.000E+00	0.000E+00
Th-230	Ra-226	1.330E-03		0.000E+00	0.000E+00	0.000E+00	0.000E+00	0.000E+00	0.000E+00	0.000E+00	0.000E+00
Th-230	Pb-210	7.270E-03		0.000E+00	0.000E+00	0.000E+00	0.000E+00	0.000E+00	0.000E+00	0.000E+00	0.000E+00
0Th-232	Th-232	2.730E-03		0.000E+00	0.000E+00	0.000E+00	0.000E+00	0.000E+00	0.000E+00	0.000E+00	0.000E+00
Th-232	Ra-228	1.440E-03		0.000E+00	0.000E+00	0.000E+00	0.000E+00	0.000E+00	0.000E+00	0.000E+00	0.000E+00
Th-232	Th-228	8.080E-04		0.000E+00	0.000E+00	0.000E+00	0.000E+00	0.000E+00	0.000E+00	0.000E+00	0.000E+00
=====	=====	=====		=====	=====	=====	=====	=====	=====	=====	=====

* - The dose conversion factor units are mrem/pCi.

Table of Contents

Part III: Intake Quantities and Health Risk Factors

=====

Cancer Risk Slope Factors	2
Amount of Intake Quantities and Excess Cancer Risks	
Time= 0.000E+00	4
Time= 1.000E+00	7
Time= 3.000E+00	10
Time= 1.000E+01	13
Time= 3.000E+01	16
Time= 1.000E+02	19
Time= 3.000E+02	22
Time= 1.000E+03	25

Cancer Risk Slope Factors Summary Table

Risk Library: FGR 13 Morbidity

0 Menu	Parameter	Current Value	Default	Parameter Name
Sf-1	Ground external radiation slope factors, 1/yr per (pCi/g):			
Sf-1	Pb-210+D	4.21E-09	4.21E-09	SLPF(1,1)
Sf-1	Ra-226+D	8.49E-06	8.49E-06	SLPF(2,1)
Sf-1	Ra-228+D	4.53E-06	4.53E-06	SLPF(3,1)
Sf-1	Th-228+D	7.79E-06	7.79E-06	SLPF(4,1)
Sf-1	Th-230	8.18E-10	8.18E-10	SLPF(5,1)
Sf-1	Th-232	3.42E-10	3.42E-10	SLPF(6,1)
Sf-2	Inhalation, slope factors, 1/(pCi):			
Sf-2	Pb-210+D	3.08E-08	3.08E-08	SLPF(1,2)
Sf-2	Ra-226+D	2.82E-08	2.82E-08	SLPF(2,2)
Sf-2	Ra-228+D	4.37E-08	4.37E-08	SLPF(3,2)
Sf-2	Th-228+D	3.58E-07	3.58E-07	SLPF(4,2)
Sf-2	Th-230	3.40E-08	3.40E-08	SLPF(5,2)
Sf-2	Th-232	4.33E-08	4.33E-08	SLPF(6,2)
Sf-3	Food ingestion, slope factors, 1/(pCi):			
Sf-3	Pb-210+D	3.44E-09	3.44E-09	SLPF(1,3)
Sf-3	Ra-226+D	5.14E-10	5.14E-10	SLPF(2,3)
Sf-3	Ra-228+D	1.43E-09	1.43E-09	SLPF(3,3)
Sf-3	Th-228+D	4.22E-10	4.22E-10	SLPF(4,3)
Sf-3	Th-230	1.19E-10	1.19E-10	SLPF(5,3)
Sf-3	Th-232	1.33E-10	1.33E-10	SLPF(6,3)
Sf-3	Water ingestion, slope factors, 1/(pCi):			
Sf-3	Pb-210+D	2.66E-09	2.66E-09	SLPF(1,4)
Sf-3	Ra-226+D	3.85E-10	3.85E-10	SLPF(2,4)
Sf-3	Ra-228+D	1.04E-09	1.04E-09	SLPF(3,4)
Sf-3	Th-228+D	3.00E-10	3.00E-10	SLPF(4,4)
Sf-3	Th-230	9.10E-11	9.10E-11	SLPF(5,4)
Sf-3	Th-232	1.01E-10	1.01E-10	SLPF(6,4)
Sf-3	Soil ingestion, slope factors, 1/(pCi):			
Sf-3	Pb-210+D	3.44E-09	3.44E-09	SLPF(1,5)
Sf-3	Ra-226+D	5.14E-10	5.14E-10	SLPF(2,5)
Sf-3	Ra-228+D	1.43E-09	1.43E-09	SLPF(3,5)
Sf-3	Th-228+D	4.22E-10	4.22E-10	SLPF(4,5)
Sf-3	Th-230	1.19E-10	1.19E-10	SLPF(5,5)
Sf-3	Th-232	1.33E-10	1.33E-10	SLPF(6,5)
Sf-Rn	Radon Inhalation slope factors, 1/(pCi):			
Sf-Rn	Rn-222	1.80E-12	1.80E-12	SLPFRN(1,1)
Sf-Rn	Po-218	3.70E-12	3.70E-12	SLPFRN(1,2)
Sf-Rn	Pb-214	6.20E-12	6.20E-12	SLPFRN(1,3)
Sf-Rn	Bi-214	1.50E-11	1.50E-11	SLPFRN(1,4)
Sf-Rn	Rn-220	1.90E-13	1.90E-13	SLPFRN(2,1)
Sf-Rn	Po-216	3.00E-15	3.00E-15	SLPFRN(2,2)
Sf-Rn	Pb-212	3.90E-11	3.90E-11	SLPFRN(2,3)
Sf-Rn	Bi-212	3.70E-11	3.70E-11	SLPFRN(2,4)

Cancer Risk Slope Factors Summary Table (continued)

Risk Library: FGR 13 Morbidity

0	Menu	Parameter	Current Value	Default	Parameter Name
	Sf-Rn	Radon K factors, (mrem/WLM):			
	Sf-Rn	Rn-222 Indoor	7.60E+02	7.60E+02	KFACTR(1,1)
	Sf-Rn	Rn-222 Outdoor	5.70E+02	5.70E+02	KFACTR(1,2)
	Sf-Rn	Rn-220 Indoor	1.50E+02	1.50E+02	KFACTR(2,1)
	Sf-Rn	Rn-220 Outdoor	2.50E+02	2.50E+02	KFACTR(2,2)
=====					

Amount of Intake Quantities QINT(i,p,t) for Individual Radionuclides (i) and Pathways (p)
As pCi/yr at t= 0.000E+00 years

Radio- Nuclide	Water Independent Pathways (Inhalation w/o radon)					Water Dependent Pathways					Total Ingestion*
	Inhalation	Plant	Meat	Milk	Soil	Water	Fish	Plant	Meat	Milk	
Pb-210	0.000E+00	0.000E+00	0.000E+00	0.000E+00	0.000E+00	0.000E+00	0.000E+00	0.000E+00	0.000E+00	0.000E+00	0.000E+00
Ra-226	0.000E+00	0.000E+00	0.000E+00	0.000E+00	0.000E+00	0.000E+00	0.000E+00	0.000E+00	0.000E+00	0.000E+00	0.000E+00
Ra-228	0.000E+00	0.000E+00	0.000E+00	0.000E+00	0.000E+00	0.000E+00	0.000E+00	0.000E+00	0.000E+00	0.000E+00	0.000E+00
Th-228	0.000E+00	0.000E+00	0.000E+00	0.000E+00	0.000E+00	0.000E+00	0.000E+00	0.000E+00	0.000E+00	0.000E+00	0.000E+00
Th-230	0.000E+00	0.000E+00	0.000E+00	0.000E+00	0.000E+00	0.000E+00	0.000E+00	0.000E+00	0.000E+00	0.000E+00	0.000E+00
Th-232	0.000E+00	0.000E+00	0.000E+00	0.000E+00	0.000E+00	0.000E+00	0.000E+00	0.000E+00	0.000E+00	0.000E+00	0.000E+00

=====

* Sum of all ingestion pathways, i.e. water independent plant, meat, milk, soil
and water-dependent water, fish, plant, meat, milk pathways

0

Amount of Intake Quantities QINT9(1rn,i,t) and QINT9W(1rn,i,t) for Inhalation of
Radon and its Decay Products as pCi/yr at t= 0.000E+00 years
Radionuclides

0

Radon Pathway	Rn-222	Po-218	Pb-214	Bi-214	Rn-220	Po-216	Pb-212	Bi-212
Water-ind.	0.000E+00	0.000E+00	0.000E+00	0.000E+00	0.000E+00	0.000E+00	0.000E+00	0.000E+00
Water-dep.	0.000E+00	0.000E+00	0.000E+00	0.000E+00	0.000E+00	0.000E+00	0.000E+00	0.000E+00
=====	=====	=====	=====	=====	=====	=====	=====	=====
Total	0.000E+00	0.000E+00	0.000E+00	0.000E+00	0.000E+00	0.000E+00	0.000E+00	0.000E+00

Water-ind. == Water-independent Water-dep. == Water-dependent

0

Excess Cancer Risks CNRS(i,p,t) for Individual Radionuclides (i) and Pathways (p)
and Fraction of Total Risk at t= 0.000E+00 years

0

Radio- Nuclide	Ground		Inhalation		Plant		Meat		Milk		Soil	
	risk	fract.	risk	fract.	risk	fract.	risk	fract.	risk	fract.	risk	fract.
Pb-210	1.603E-28	0.0000	0.000E+00	0.0000	0.000E+00	0.0000	0.000E+00	0.0000	0.000E+00	0.0000	0.000E+00	0.0000
Ra-226	8.093E-13	0.0067	0.000E+00	0.0000	0.000E+00	0.0000	0.000E+00	0.0000	0.000E+00	0.0000	0.000E+00	0.0000
Ra-228	1.414E-12	0.0116	0.000E+00	0.0000	0.000E+00	0.0000	0.000E+00	0.0000	0.000E+00	0.0000	0.000E+00	0.0000
Th-228	1.194E-10	0.9817	0.000E+00	0.0000	0.000E+00	0.0000	0.000E+00	0.0000	0.000E+00	0.0000	0.000E+00	0.0000
Th-230	9.858E-29	0.0000	0.000E+00	0.0000	0.000E+00	0.0000	0.000E+00	0.0000	0.000E+00	0.0000	0.000E+00	0.0000
Th-232	0.000E+00	0.0000	0.000E+00	0.0000	0.000E+00	0.0000	0.000E+00	0.0000	0.000E+00	0.0000	0.000E+00	0.0000
=====	=====	=====	=====	=====	=====	=====	=====	=====	=====	=====	=====	=====
Total	1.216E-10	1.0000	0.000E+00	0.0000	0.000E+00	0.0000	0.000E+00	0.0000	0.000E+00	0.0000	0.000E+00	0.0000

Total Excess Cancer Risk CNRSI(i,p,t)*** for Initially Existent Radionuclides (i) and Pathways (p)
and Fraction of Total Risk at t= 0.000E+00 years

Water Dependent Pathways

Radio- Nuclide	Water		Fish		Radon		Plant		Meat		Milk		All pathways	
	risk	fract.	risk	fract.	risk	fract.	risk	fract.	risk	fract.	risk	fract.	risk	fract.
Pb-210	0.000E+00	0.0000	0.000E+00	0.0000	0.000E+00	0.0000	0.000E+00	0.0000	0.000E+00	0.0000	0.000E+00	0.0000	1.603E-28	0.0000
Ra-226	0.000E+00	0.0000	0.000E+00	0.0000	0.000E+00	0.0000	0.000E+00	0.0000	0.000E+00	0.0000	0.000E+00	0.0000	8.093E-13	0.0067
Ra-228	0.000E+00	0.0000	0.000E+00	0.0000	0.000E+00	0.0000	0.000E+00	0.0000	0.000E+00	0.0000	0.000E+00	0.0000	1.414E-12	0.0116
Th-228	0.000E+00	0.0000	0.000E+00	0.0000	0.000E+00	0.0000	0.000E+00	0.0000	0.000E+00	0.0000	0.000E+00	0.0000	1.194E-10	0.9817
Th-230	0.000E+00	0.0000	0.000E+00	0.0000	0.000E+00	0.0000	0.000E+00	0.0000	0.000E+00	0.0000	0.000E+00	0.0000	9.858E-29	0.0000
Th-232	0.000E+00	0.0000	0.000E+00	0.0000	0.000E+00	0.0000	0.000E+00	0.0000	0.000E+00	0.0000	0.000E+00	0.0000	0.000E+00	0.0000
=====	=====	=====	=====	=====	=====	=====	=====	=====	=====	=====	=====	=====	=====	=====
Total	0.000E+00	0.0000	0.000E+00	0.0000	0.000E+00	0.0000	0.000E+00	0.0000	0.000E+00	0.0000	0.000E+00	0.0000	1.216E-10	1.0000

***CNRSI(i,p,t) includes contribution from decay daughter radionuclides

Amount of Intake Quantities QINT(i,p,t) for Individual Radionuclides (i) and Pathways (p)
As pCi/yr at t= 1.000E+00 years

Radio- Nuclide	Water Independent Pathways (Inhalation w/o radon)					Water Dependent Pathways					Total Ingestion*
	Inhalation	Plant	Meat	Milk	Soil	Water	Fish	Plant	Meat	Milk	
Pb-210	0.000E+00	0.000E+00	0.000E+00	0.000E+00	0.000E+00	0.000E+00	0.000E+00	0.000E+00	0.000E+00	0.000E+00	0.000E+00
Ra-226	0.000E+00	0.000E+00	0.000E+00	0.000E+00	0.000E+00	0.000E+00	0.000E+00	0.000E+00	0.000E+00	0.000E+00	0.000E+00
Ra-228	0.000E+00	0.000E+00	0.000E+00	0.000E+00	0.000E+00	0.000E+00	0.000E+00	0.000E+00	0.000E+00	0.000E+00	0.000E+00
Th-228	0.000E+00	0.000E+00	0.000E+00	0.000E+00	0.000E+00	0.000E+00	0.000E+00	0.000E+00	0.000E+00	0.000E+00	0.000E+00
Th-230	0.000E+00	0.000E+00	0.000E+00	0.000E+00	0.000E+00	0.000E+00	0.000E+00	0.000E+00	0.000E+00	0.000E+00	0.000E+00
Th-232	0.000E+00	0.000E+00	0.000E+00	0.000E+00	0.000E+00	0.000E+00	0.000E+00	0.000E+00	0.000E+00	0.000E+00	0.000E+00

=====

* Sum of all ingestion pathways, i.e. water independent plant, meat, milk, soil
and water-dependent water, fish, plant, meat, milk pathways

0

Amount of Intake Quantities QINT9(irn,i,t) and QINT9W(irn,i,t) for Inhalation of
Radon and its Decay Products as pCi/yr at t= 1.000E+00 years
Radionuclides

0

Radon Pathway	Rn-222	Po-218	Pb-214	Bi-214	Rn-220	Po-216	Pb-212	Bi-212
Water-ind.	0.000E+00	0.000E+00	0.000E+00	0.000E+00	0.000E+00	0.000E+00	0.000E+00	0.000E+00
Water-dep.	0.000E+00	0.000E+00	0.000E+00	0.000E+00	0.000E+00	0.000E+00	0.000E+00	0.000E+00
=====	=====	=====	=====	=====	=====	=====	=====	=====
Total	0.000E+00	0.000E+00	0.000E+00	0.000E+00	0.000E+00	0.000E+00	0.000E+00	0.000E+00

Water-ind. == Water-independent Water-dep. == Water-dependent

0

Excess Cancer Risks CNRS(i,p,t) for Individual Radionuclides (i) and Pathways (p)
and Fraction of Total Risk at t= 1.000E+00 years

0

Radio- Nuclide	Ground		Inhalation		Plant		Meat		Milk		Soil	
	risk	fract.	risk	fract.	risk	fract.	risk	fract.	risk	fract.	risk	fract.
Pb-210	1.552E-28	0.0000	0.000E+00	0.0000	0.000E+00	0.0000	0.000E+00	0.0000	0.000E+00	0.0000	0.000E+00	0.0000
Ra-226	8.237E-13	0.0068	0.000E+00	0.0000	0.000E+00	0.0000	0.000E+00	0.0000	0.000E+00	0.0000	0.000E+00	0.0000
Ra-228	1.412E-12	0.0116	0.000E+00	0.0000	0.000E+00	0.0000	0.000E+00	0.0000	0.000E+00	0.0000	0.000E+00	0.0000
Th-228	1.194E-10	0.9816	0.000E+00	0.0000	0.000E+00	0.0000	0.000E+00	0.0000	0.000E+00	0.0000	0.000E+00	0.0000
Th-230	9.858E-29	0.0000	0.000E+00	0.0000	0.000E+00	0.0000	0.000E+00	0.0000	0.000E+00	0.0000	0.000E+00	0.0000
Th-232	0.000E+00	0.0000	0.000E+00	0.0000	0.000E+00	0.0000	0.000E+00	0.0000	0.000E+00	0.0000	0.000E+00	0.0000
=====	=====	=====	=====	=====	=====	=====	=====	=====	=====	=====	=====	=====
Total	1.216E-10	1.0000	0.000E+00	0.0000	0.000E+00	0.0000	0.000E+00	0.0000	0.000E+00	0.0000	0.000E+00	0.0000

[illegible]

Total Excess Cancer Risk CNRSI(i,p,t)*** for Initially Existent Radionuclides (i) and Pathways (p)
and Fraction of Total Risk at t= 1.000E+00 years

Water Dependent Pathways

Radio- Nuclide	Water		Fish		Radon		Plant		Meat		Milk		All pathways	
	risk	fract.	risk	fract.	risk	fract.	risk	fract.	risk	fract.	risk	fract.	risk	fract.
Pb-210	0.000E+00	0.0000	0.000E+00	0.0000	0.000E+00	0.0000	0.000E+00	0.0000	0.000E+00	0.0000	0.000E+00	0.0000	1.552E-28	0.0000
Ra-226	0.000E+00	0.0000	0.000E+00	0.0000	0.000E+00	0.0000	0.000E+00	0.0000	0.000E+00	0.0000	0.000E+00	0.0000	8.078E-13	0.0066
Ra-228	0.000E+00	0.0000	0.000E+00	0.0000	0.000E+00	0.0000	0.000E+00	0.0000	0.000E+00	0.0000	0.000E+00	0.0000	3.529E-11	0.2902
Th-228	0.000E+00	0.0000	0.000E+00	0.0000	0.000E+00	0.0000	0.000E+00	0.0000	0.000E+00	0.0000	0.000E+00	0.0000	8.311E-11	0.6834
Th-230	0.000E+00	0.0000	0.000E+00	0.0000	0.000E+00	0.0000	0.000E+00	0.0000	0.000E+00	0.0000	0.000E+00	0.0000	1.592E-14	0.0001
Th-232	0.000E+00	0.0000	0.000E+00	0.0000	0.000E+00	0.0000	0.000E+00	0.0000	0.000E+00	0.0000	0.000E+00	0.0000	2.386E-12	0.0196
=====	=====	=====	=====	=====	=====	=====	=====	=====	=====	=====	=====	=====	=====	=====
Total	0.000E+00	0.0000	0.000E+00	0.0000	0.000E+00	0.0000	0.000E+00	0.0000	0.000E+00	0.0000	0.000E+00	0.0000	1.216E-10	1.0000

***CNRSI(i,p,t) includes contribution from decay daughter radionuclides

Amount of Intake Quantities QINT(i,p,t) for Individual Radionuclides (i) and Pathways (p)
As pCi/yr at t= 3.000E+00 years

Radio- Nuclide	Water Independent Pathways (Inhalation w/o radon)					Water Dependent Pathways					Total Ingestion*
	Inhalation	Plant	Meat	Milk	Soil	Water	Fish	Plant	Meat	Milk	
Pb-210	0.000E+00	0.000E+00	0.000E+00	0.000E+00	0.000E+00	0.000E+00	0.000E+00	0.000E+00	0.000E+00	0.000E+00	0.000E+00
Ra-226	0.000E+00	0.000E+00	0.000E+00	0.000E+00	0.000E+00	0.000E+00	0.000E+00	0.000E+00	0.000E+00	0.000E+00	0.000E+00
Ra-228	0.000E+00	0.000E+00	0.000E+00	0.000E+00	0.000E+00	0.000E+00	0.000E+00	0.000E+00	0.000E+00	0.000E+00	0.000E+00
Th-228	0.000E+00	0.000E+00	0.000E+00	0.000E+00	0.000E+00	0.000E+00	0.000E+00	0.000E+00	0.000E+00	0.000E+00	0.000E+00
Th-230	0.000E+00	0.000E+00	0.000E+00	0.000E+00	0.000E+00	0.000E+00	0.000E+00	0.000E+00	0.000E+00	0.000E+00	0.000E+00
Th-232	0.000E+00	0.000E+00	0.000E+00	0.000E+00	0.000E+00	0.000E+00	0.000E+00	0.000E+00	0.000E+00	0.000E+00	0.000E+00

=====

* Sum of all ingestion pathways, i.e. water independent plant, meat, milk, soil
and water-dependent water, fish, plant, meat, milk pathways

0

Amount of Intake Quantities QINT9(irn,i,t) and QINT9W(irn,i,t) for Inhalation of
Radon and its Decay Products as pCi/yr at t= 3.000E+00 years
Radionuclides

0

Radon Pathway	Rn-222	Po-218	Pb-214	Bi-214	Rn-220	Po-216	Pb-212	Bi-212
Water-ind.	0.000E+00	0.000E+00	0.000E+00	0.000E+00	0.000E+00	0.000E+00	0.000E+00	0.000E+00
Water-dep.	0.000E+00	0.000E+00	0.000E+00	0.000E+00	0.000E+00	0.000E+00	0.000E+00	0.000E+00
=====	=====	=====	=====	=====	=====	=====	=====	=====
Total	0.000E+00	0.000E+00	0.000E+00	0.000E+00	0.000E+00	0.000E+00	0.000E+00	0.000E+00

Water-ind. == Water-independent Water-dep. == Water-dependent

0

Excess Cancer Risks CNRS(i,p,t) for Individual Radionuclides (i) and Pathways (p)
and Fraction of Total Risk at t= 3.000E+00 years

0

Radio- Nuclide	Ground		Inhalation		Plant		Meat		Milk		Soil	
	risk	fract.	risk	fract.	risk	fract.	risk	fract.	risk	fract.	risk	fract.
Pb-210	1.769E-28	0.0000	0.000E+00	0.0000	0.000E+00	0.0000	0.000E+00	0.0000	0.000E+00	0.0000	0.000E+00	0.0000
Ra-226	8.526E-13	0.0070	0.000E+00	0.0000	0.000E+00	0.0000	0.000E+00	0.0000	0.000E+00	0.0000	0.000E+00	0.0000
Ra-228	1.409E-12	0.0116	0.000E+00	0.0000	0.000E+00	0.0000	0.000E+00	0.0000	0.000E+00	0.0000	0.000E+00	0.0000
Th-228	1.192E-10	0.9814	0.000E+00	0.0000	0.000E+00	0.0000	0.000E+00	0.0000	0.000E+00	0.0000	0.000E+00	0.0000
Th-230	9.860E-29	0.0000	0.000E+00	0.0000	0.000E+00	0.0000	0.000E+00	0.0000	0.000E+00	0.0000	0.000E+00	0.0000
Th-232	0.000E+00	0.0000	0.000E+00	0.0000	0.000E+00	0.0000	0.000E+00	0.0000	0.000E+00	0.0000	0.000E+00	0.0000
=====	=====	=====	=====	=====	=====	=====	=====	=====	=====	=====	=====	=====
Total	1.215E-10	1.0000	0.000E+00	0.0000	0.000E+00	0.0000	0.000E+00	0.0000	0.000E+00	0.0000	0.000E+00	0.0000

Water Dependent Pathways

** Sum of water independent ground, inhalation, plant, meat, milk, soil and water dependent water, fish, plant, meat, milk pathways

Water-ind. == Water-independent Water-dep. == Water-dependent

Ground	Inhalation	Radon	Plant	Meat	Milk	Soil
--------	------------	-------	-------	------	------	------

[illegible]

Total Excess Cancer Risk CNRSI(i,p,t)*** for Initially Existent Radionuclides (i) and Pathways (p)
 and Fraction of Total Risk at t= 3.000E+00 years

Water Dependent Pathways

Radio- Nuclide	Water		Fish		Radon		Plant		Meat		Milk		All pathways	
	risk	fract.	risk	fract.	risk	fract.	risk	fract.	risk	fract.	risk	fract.	risk	fract.
Pb-210	0.000E+00	0.0000	0.000E+00	0.0000	0.000E+00	0.0000	0.000E+00	0.0000	0.000E+00	0.0000	0.000E+00	0.0000	1.456E-28	0.0000
Ra-226	0.000E+00	0.0000	0.000E+00	0.0000	0.000E+00	0.0000	0.000E+00	0.0000	0.000E+00	0.0000	0.000E+00	0.0000	8.049E-13	0.0066
Ra-228	0.000E+00	0.0000	0.000E+00	0.0000	0.000E+00	0.0000	0.000E+00	0.0000	0.000E+00	0.0000	0.000E+00	0.0000	6.512E-11	0.5360
Th-228	0.000E+00	0.0000	0.000E+00	0.0000	0.000E+00	0.0000	0.000E+00	0.0000	0.000E+00	0.0000	0.000E+00	0.0000	4.027E-11	0.3315
Th-230	0.000E+00	0.0000	0.000E+00	0.0000	0.000E+00	0.0000	0.000E+00	0.0000	0.000E+00	0.0000	0.000E+00	0.0000	4.768E-14	0.0004
Th-232	0.000E+00	0.0000	0.000E+00	0.0000	0.000E+00	0.0000	0.000E+00	0.0000	0.000E+00	0.0000	0.000E+00	0.0000	1.525E-11	0.1255
=====	=====	=====	=====	=====	=====	=====	=====	=====	=====	=====	=====	=====	=====	=====
Total	0.000E+00	0.0000	0.000E+00	0.0000	0.000E+00	0.0000	0.000E+00	0.0000	0.000E+00	0.0000	0.000E+00	0.0000	1.215E-10	1.0000

***CNRSI(i,p,t) includes contribution from decay daughter radionuclides

Amount of Intake Quantities QINT(i,p,t) for Individual Radionuclides (i) and Pathways (p)
As pCi/yr at t= 1.000E+01 years

Radio- Nuclide	Water Independent Pathways (Inhalation w/o radon)					Water Dependent Pathways					Total Ingestion*
	Inhalation	Plant	Meat	Milk	Soil	Water	Fish	Plant	Meat	Milk	
Pb-210	0.000E+00	0.000E+00	0.000E+00	0.000E+00	0.000E+00	0.000E+00	0.000E+00	0.000E+00	0.000E+00	0.000E+00	0.000E+00
Ra-226	0.000E+00	0.000E+00	0.000E+00	0.000E+00	0.000E+00	0.000E+00	0.000E+00	0.000E+00	0.000E+00	0.000E+00	0.000E+00
Ra-228	0.000E+00	0.000E+00	0.000E+00	0.000E+00	0.000E+00	0.000E+00	0.000E+00	0.000E+00	0.000E+00	0.000E+00	0.000E+00
Th-228	0.000E+00	0.000E+00	0.000E+00	0.000E+00	0.000E+00	0.000E+00	0.000E+00	0.000E+00	0.000E+00	0.000E+00	0.000E+00
Th-230	0.000E+00	0.000E+00	0.000E+00	0.000E+00	0.000E+00	0.000E+00	0.000E+00	0.000E+00	0.000E+00	0.000E+00	0.000E+00
Th-232	0.000E+00	0.000E+00	0.000E+00	0.000E+00	0.000E+00	0.000E+00	0.000E+00	0.000E+00	0.000E+00	0.000E+00	0.000E+00
=====	=====	=====	=====	=====	=====	=====	=====	=====	=====	=====	=====

* Sum of all ingestion pathways, i.e. water independent plant, meat, milk, soil
and water-dependent water, fish, plant, meat, milk pathways

0

Amount of Intake Quantities QINT9(irn,i,t) and QINT9W(irn,i,t) for Inhalation of
Radon and its Decay Products as pCi/yr at t= 1.000E+01 years
Radionuclides

0

Radon Pathway	Rn-222	Po-218	Pb-214	Bi-214	Rn-220	Po-216	Pb-212	Bi-212
Water-ind.	0.000E+00	0.000E+00	0.000E+00	0.000E+00	0.000E+00	0.000E+00	0.000E+00	0.000E+00
Water-dep.	0.000E+00	0.000E+00	0.000E+00	0.000E+00	0.000E+00	0.000E+00	0.000E+00	0.000E+00
=====	=====	=====	=====	=====	=====	=====	=====	=====
Total	0.000E+00	0.000E+00	0.000E+00	0.000E+00	0.000E+00	0.000E+00	0.000E+00	0.000E+00

Water-ind. == Water-independent Water-dep. == Water-dependent

0

Excess Cancer Risks CNRS(i,p,t) for Individual Radionuclides (i) and Pathways (p)
and Fraction of Total Risk at t= 1.000E+01 years

0

0

Radio- Nuclide	Ground		Inhalation		Plant		Meat		Milk		Soil	
	risk	fract.	risk	fract.	risk	fract.	risk	fract.	risk	fract.	risk	fract.
Pb-210	2.093E-28	0.0000	0.000E+00	0.0000	0.000E+00	0.0000	0.000E+00	0.0000	0.000E+00	0.0000	0.000E+00	0.0000
Ra-226	9.526E-13	0.0079	0.000E+00	0.0000	0.000E+00	0.0000	0.000E+00	0.0000	0.000E+00	0.0000	0.000E+00	0.0000
Ra-228	1.403E-12	0.0116	0.000E+00	0.0000	0.000E+00	0.0000	0.000E+00	0.0000	0.000E+00	0.0000	0.000E+00	0.0000
Th-228	1.186E-10	0.9805	0.000E+00	0.0000	0.000E+00	0.0000	0.000E+00	0.0000	0.000E+00	0.0000	0.000E+00	0.0000
Th-230	9.867E-29	0.0000	0.000E+00	0.0000	0.000E+00	0.0000	0.000E+00	0.0000	0.000E+00	0.0000	0.000E+00	0.0000
Th-232	0.000E+00	0.0000	0.000E+00	0.0000	0.000E+00	0.0000	0.000E+00	0.0000	0.000E+00	0.0000	0.000E+00	0.0000
=====	=====	=====	=====	=====	=====	=====	=====	=====	=====	=====	=====	=====
Total	1.210E-10	1.0000	0.000E+00	0.0000	0.000E+00	0.0000	0.000E+00	0.0000	0.000E+00	0.0000	0.000E+00	0.0000

[illegible]

Total Excess Cancer Risk CNRSI(i,p,t)*** for Initially Existent Radionuclides (i) and Pathways (p)
and Fraction of Total Risk at t= 1.000E+01 years

Water Dependent Pathways

Radio- Nuclide	Water		Fish		Radon		Plant		Meat		Milk		All pathways	
	risk	fract.	risk	fract.	risk	fract.	risk	fract.	risk	fract.	risk	fract.	risk	fract.
Pb-210	0.000E+00	0.0000	0.000E+00	0.0000	0.000E+00	0.0000	0.000E+00	0.0000	0.000E+00	0.0000	0.000E+00	0.0000	1.164E-28	0.0000
Ra-226	0.000E+00	0.0000	0.000E+00	0.0000	0.000E+00	0.0000	0.000E+00	0.0000	0.000E+00	0.0000	0.000E+00	0.0000	7.947E-13	0.0066
Ra-228	0.000E+00	0.0000	0.000E+00	0.0000	0.000E+00	0.0000	0.000E+00	0.0000	0.000E+00	0.0000	0.000E+00	0.0000	4.878E-11	0.4031
Th-228	0.000E+00	0.0000	0.000E+00	0.0000	0.000E+00	0.0000	0.000E+00	0.0000	0.000E+00	0.0000	0.000E+00	0.0000	3.189E-12	0.0264
Th-230	0.000E+00	0.0000	0.000E+00	0.0000	0.000E+00	0.0000	0.000E+00	0.0000	0.000E+00	0.0000	0.000E+00	0.0000	1.580E-13	0.0013
Th-232	0.000E+00	0.0000	0.000E+00	0.0000	0.000E+00	0.0000	0.000E+00	0.0000	0.000E+00	0.0000	0.000E+00	0.0000	6.808E-11	0.5626
=====	=====	=====	=====	=====	=====	=====	=====	=====	=====	=====	=====	=====	=====	=====
Total	0.000E+00	0.0000	0.000E+00	0.0000	0.000E+00	0.0000	0.000E+00	0.0000	0.000E+00	0.0000	0.000E+00	0.0000	1.210E-10	1.0000

***CNRSI(i,p,t) includes contribution from decay daughter radionuclides

Amount of Intake Quantities QINT(i,p,t) for Individual Radionuclides (i) and Pathways (p)
As pCi/yr at t= 3.000E+01 years

Radio- Nuclide	Water Independent Pathways (Inhalation w/o radon)					Water Dependent Pathways					Total Ingestion*
	Inhalation	Plant	Meat	Milk	Soil	Water	Fish	Plant	Meat	Milk	
Pb-210	0.000E+00	0.000E+00	0.000E+00	0.000E+00	0.000E+00	0.000E+00	0.000E+00	0.000E+00	0.000E+00	0.000E+00	0.000E+00
Ra-226	0.000E+00	0.000E+00	0.000E+00	0.000E+00	0.000E+00	0.000E+00	0.000E+00	0.000E+00	0.000E+00	0.000E+00	0.000E+00
Ra-228	0.000E+00	0.000E+00	0.000E+00	0.000E+00	0.000E+00	0.000E+00	0.000E+00	0.000E+00	0.000E+00	0.000E+00	0.000E+00
Th-228	0.000E+00	0.000E+00	0.000E+00	0.000E+00	0.000E+00	0.000E+00	0.000E+00	0.000E+00	0.000E+00	0.000E+00	0.000E+00
Th-230	0.000E+00	0.000E+00	0.000E+00	0.000E+00	0.000E+00	0.000E+00	0.000E+00	0.000E+00	0.000E+00	0.000E+00	0.000E+00
Th-232	0.000E+00	0.000E+00	0.000E+00	0.000E+00	0.000E+00	0.000E+00	0.000E+00	0.000E+00	0.000E+00	0.000E+00	0.000E+00

=====

* Sum of all ingestion pathways, i.e. water independent plant, meat, milk, soil
and water-dependent water, fish, plant, meat, milk pathways

0

Amount of Intake Quantities QINT9(irn,i,t) and QINT9W(irn,i,t) for Inhalation of
Radon and its Decay Products as pCi/yr at t= 3.000E+01 years
Radionuclides

0

Radon Pathway	Rn-222	Po-218	Pb-214	Bi-214	Rn-220	Po-216	Pb-212	Bi-212
Water-ind.	0.000E+00	0.000E+00	0.000E+00	0.000E+00	0.000E+00	0.000E+00	0.000E+00	0.000E+00
Water-dep.	0.000E+00	0.000E+00	0.000E+00	0.000E+00	0.000E+00	0.000E+00	0.000E+00	0.000E+00
=====	=====	=====	=====	=====	=====	=====	=====	=====
Total	0.000E+00	0.000E+00	0.000E+00	0.000E+00	0.000E+00	0.000E+00	0.000E+00	0.000E+00

Water-ind. == Water-independent Water-dep. == Water-dependent

0

Excess Cancer Risks CNRS(i,p,t) for Individual Radionuclides (i) and Pathways (p)
and Fraction of Total Risk at t= 3.000E+01 years

0

Radio- Nuclide	Ground		Inhalation		Plant		Meat		Milk		Soil	
	risk	fract.	risk	fract.	risk	fract.	risk	fract.	risk	fract.	risk	fract.
Pb-210	3.374E-28	0.0000	0.000E+00	0.0000	0.000E+00	0.0000	0.000E+00	0.0000	0.000E+00	0.0000	0.000E+00	0.0000
Ra-226	1.232E-12	0.0102	0.000E+00	0.0000	0.000E+00	0.0000	0.000E+00	0.0000	0.000E+00	0.0000	0.000E+00	0.0000
Ra-228	1.400E-12	0.0116	0.000E+00	0.0000	0.000E+00	0.0000	0.000E+00	0.0000	0.000E+00	0.0000	0.000E+00	0.0000
Th-228	1.182E-10	0.9782	0.000E+00	0.0000	0.000E+00	0.0000	0.000E+00	0.0000	0.000E+00	0.0000	0.000E+00	0.0000
Th-230	9.887E-29	0.0000	0.000E+00	0.0000	0.000E+00	0.0000	0.000E+00	0.0000	0.000E+00	0.0000	0.000E+00	0.0000
Th-232	0.000E+00	0.0000	0.000E+00	0.0000	0.000E+00	0.0000	0.000E+00	0.0000	0.000E+00	0.0000	0.000E+00	0.0000
=====	=====	=====	=====	=====	=====	=====	=====	=====	=====	=====	=====	=====
Total	1.208E-10	1.0000	0.000E+00	0.0000	0.000E+00	0.0000	0.000E+00	0.0000	0.000E+00	0.0000	0.000E+00	0.0000

[illegible]

Total Excess Cancer Risk CNRSI(i,p,t)*** for Initially Existent Radionuclides (i) and Pathways (p)
and Fraction of Total Risk at t= 3.000E+01 years

Water Dependent Pathways

Radio- Nuclide	Water		Fish		Radon		Plant		Meat		Milk		All pathways	
	risk	fract.	risk	fract.	risk	fract.	risk	fract.	risk	fract.	risk	fract.	risk	fract.
Pb-210	0.000E+00	0.0000	0.000E+00	0.0000	0.000E+00	0.0000	0.000E+00	0.0000	0.000E+00	0.0000	0.000E+00	0.0000	6.139E-29	0.0000
Ra-226	0.000E+00	0.0000	0.000E+00	0.0000	0.000E+00	0.0000	0.000E+00	0.0000	0.000E+00	0.0000	0.000E+00	0.0000	7.662E-13	0.0063
Ra-228	0.000E+00	0.0000	0.000E+00	0.0000	0.000E+00	0.0000	0.000E+00	0.0000	0.000E+00	0.0000	0.000E+00	0.0000	4.673E-12	0.0387
Th-228	0.000E+00	0.0000	0.000E+00	0.0000	0.000E+00	0.0000	0.000E+00	0.0000	0.000E+00	0.0000	0.000E+00	0.0000	2.275E-15	0.0000
Th-230	0.000E+00	0.0000	0.000E+00	0.0000	0.000E+00	0.0000	0.000E+00	0.0000	0.000E+00	0.0000	0.000E+00	0.0000	4.655E-13	0.0039
Th-232	0.000E+00	0.0000	0.000E+00	0.0000	0.000E+00	0.0000	0.000E+00	0.0000	0.000E+00	0.0000	0.000E+00	0.0000	1.149E-10	0.9511
=====	=====	=====	=====	=====	=====	=====	=====	=====	=====	=====	=====	=====	=====	=====
Total	0.000E+00	0.0000	0.000E+00	0.0000	0.000E+00	0.0000	0.000E+00	0.0000	0.000E+00	0.0000	0.000E+00	0.0000	1.208E-10	1.0000

***CNRSI(i,p,t) includes contribution from decay daughter radionuclides

Amount of Intake Quantities QINT(i,p,t) for Individual Radionuclides (i) and Pathways (p)
As pCi/yr at t= 1.000E+02 years

Radio- Nuclide	Water Independent Pathways (Inhalation w/o radon)					Water Dependent Pathways					Total Ingestion*
	Inhalation	Plant	Meat	Milk	Soil	Water	Fish	Plant	Meat	Milk	
Pb-210	0.000E+00	0.000E+00	0.000E+00	0.000E+00	0.000E+00	0.000E+00	0.000E+00	0.000E+00	0.000E+00	0.000E+00	0.000E+00
Ra-226	0.000E+00	0.000E+00	0.000E+00	0.000E+00	0.000E+00	0.000E+00	0.000E+00	0.000E+00	0.000E+00	0.000E+00	0.000E+00
Ra-228	0.000E+00	0.000E+00	0.000E+00	0.000E+00	0.000E+00	0.000E+00	0.000E+00	0.000E+00	0.000E+00	0.000E+00	0.000E+00
Th-228	0.000E+00	0.000E+00	0.000E+00	0.000E+00	0.000E+00	0.000E+00	0.000E+00	0.000E+00	0.000E+00	0.000E+00	0.000E+00
Th-230	0.000E+00	0.000E+00	0.000E+00	0.000E+00	0.000E+00	0.000E+00	0.000E+00	0.000E+00	0.000E+00	0.000E+00	0.000E+00
Th-232	0.000E+00	0.000E+00	0.000E+00	0.000E+00	0.000E+00	0.000E+00	0.000E+00	0.000E+00	0.000E+00	0.000E+00	0.000E+00
=====	=====	=====	=====	=====	=====	=====	=====	=====	=====	=====	=====

* Sum of all ingestion pathways, i.e. water independent plant, meat, milk, soil
and water-dependent water, fish, plant, meat, milk pathways

0

Amount of Intake Quantities QINT9(irn,i,t) and QINT9W(irn,i,t) for Inhalation of
Radon and its Decay Products as pCi/yr at t= 1.000E+02 years
Radionuclides

0

Radon Pathway	Rn-222	Po-218	Pb-214	Bi-214	Rn-220	Po-216	Pb-212	Bi-212
Water-ind.	0.000E+00	0.000E+00	0.000E+00	0.000E+00	0.000E+00	0.000E+00	0.000E+00	0.000E+00
Water-dep.	0.000E+00	0.000E+00	0.000E+00	0.000E+00	0.000E+00	0.000E+00	0.000E+00	0.000E+00
=====	=====	=====	=====	=====	=====	=====	=====	=====
Total	0.000E+00	0.000E+00	0.000E+00	0.000E+00	0.000E+00	0.000E+00	0.000E+00	0.000E+00

Water-ind. == Water-independent Water-dep. == Water-dependent

0

Excess Cancer Risks CNRS(i,p,t) for Individual Radionuclides (i) and Pathways (p)
and Fraction of Total Risk at t= 1.000E+02 years

0

Radio- Nuclide	Ground		Inhalation		Plant		Meat		Milk		Soil	
	risk	fract.	risk	fract.	risk	fract.	risk	fract.	risk	fract.	risk	fract.
Pb-210	7.312E-28	0.0000	0.000E+00	0.0000	0.000E+00	0.0000	0.000E+00	0.0000	0.000E+00	0.0000	0.000E+00	0.0000
Ra-226	2.134E-12	0.0175	0.000E+00	0.0000	0.000E+00	0.0000	0.000E+00	0.0000	0.000E+00	0.0000	0.000E+00	0.0000
Ra-228	1.405E-12	0.0115	0.000E+00	0.0000	0.000E+00	0.0000	0.000E+00	0.0000	0.000E+00	0.0000	0.000E+00	0.0000
Th-228	1.185E-10	0.9710	0.000E+00	0.0000	0.000E+00	0.0000	0.000E+00	0.0000	0.000E+00	0.0000	0.000E+00	0.0000
Th-230	9.956E-29	0.0000	0.000E+00	0.0000	0.000E+00	0.0000	0.000E+00	0.0000	0.000E+00	0.0000	0.000E+00	0.0000
Th-232	0.000E+00	0.0000	0.000E+00	0.0000	0.000E+00	0.0000	0.000E+00	0.0000	0.000E+00	0.0000	0.000E+00	0.0000
=====	=====	=====	=====	=====	=====	=====	=====	=====	=====	=====	=====	=====
Total	1.220E-10	1.0000	0.000E+00	0.0000	0.000E+00	0.0000	0.000E+00	0.0000	0.000E+00	0.0000	0.000E+00	0.0000

[illegible]

Total Excess Cancer Risk CNRSI(i,p,t)*** for Initially Existent Radionuclides (i) and Pathways (p)
and Fraction of Total Risk at t= 1.000E+02 years

Water Dependent Pathways

Radio- Nuclide	Water		Fish		Radon		Plant		Meat		Milk		All pathways	
	risk	fract.	risk	fract.	risk	fract.	risk	fract.	risk	fract.	risk	fract.	risk	fract.
Pb-210	0.000E+00	0.0000	0.000E+00	0.0000	0.000E+00	0.0000	0.000E+00	0.0000	0.000E+00	0.0000	0.000E+00	0.0000	0.000E+00	0.0000
Ra-226	0.000E+00	0.0000	0.000E+00	0.0000	0.000E+00	0.0000	0.000E+00	0.0000	0.000E+00	0.0000	0.000E+00	0.0000	6.744E-13	0.0055
Ra-228	0.000E+00	0.0000	0.000E+00	0.0000	0.000E+00	0.0000	0.000E+00	0.0000	0.000E+00	0.0000	0.000E+00	0.0000	9.179E-16	0.0000
Th-228	0.000E+00	0.0000	0.000E+00	0.0000	0.000E+00	0.0000	0.000E+00	0.0000	0.000E+00	0.0000	0.000E+00	0.0000	2.206E-26	0.0000
Th-230	0.000E+00	0.0000	0.000E+00	0.0000	0.000E+00	0.0000	0.000E+00	0.0000	0.000E+00	0.0000	0.000E+00	0.0000	1.460E-12	0.0120
Th-232	0.000E+00	0.0000	0.000E+00	0.0000	0.000E+00	0.0000	0.000E+00	0.0000	0.000E+00	0.0000	0.000E+00	0.0000	1.199E-10	0.9825
=====	=====	=====	=====	=====	=====	=====	=====	=====	=====	=====	=====	=====	=====	=====
Total	0.000E+00	0.0000	0.000E+00	0.0000	0.000E+00	0.0000	0.000E+00	0.0000	0.000E+00	0.0000	0.000E+00	0.0000	1.220E-10	1.0000

***CNRSI(i,p,t) includes contribution from decay daughter radionuclides

Amount of Intake Quantities QINT(i,p,t) for Individual Radionuclides (i) and Pathways (p)
As pCi/yr at t= 3.000E+02 years

Radio- Nuclide	Water Independent Pathways (Inhalation w/o radon)					Water Dependent Pathways					Total Ingestion*
	Inhalation	Plant	Meat	Milk	Soil	Water	Fish	Plant	Meat	Milk	
Pb-210	0.000E+00	0.000E+00	0.000E+00	0.000E+00	0.000E+00	0.000E+00	0.000E+00	0.000E+00	0.000E+00	0.000E+00	0.000E+00
Ra-226	0.000E+00	0.000E+00	0.000E+00	0.000E+00	0.000E+00	0.000E+00	0.000E+00	0.000E+00	0.000E+00	0.000E+00	0.000E+00
Ra-228	0.000E+00	0.000E+00	0.000E+00	0.000E+00	0.000E+00	0.000E+00	0.000E+00	0.000E+00	0.000E+00	0.000E+00	0.000E+00
Th-228	0.000E+00	0.000E+00	0.000E+00	0.000E+00	0.000E+00	0.000E+00	0.000E+00	0.000E+00	0.000E+00	0.000E+00	0.000E+00
Th-230	0.000E+00	0.000E+00	0.000E+00	0.000E+00	0.000E+00	0.000E+00	0.000E+00	0.000E+00	0.000E+00	0.000E+00	0.000E+00
Th-232	0.000E+00	0.000E+00	0.000E+00	0.000E+00	0.000E+00	0.000E+00	0.000E+00	0.000E+00	0.000E+00	0.000E+00	0.000E+00
=====	=====	=====	=====	=====	=====	=====	=====	=====	=====	=====	=====

* Sum of all ingestion pathways, i.e. water independent plant, meat, milk, soil

and water-dependent water, fish, plant, meat, milk pathways

0

Amount of Intake Quantities QINT9(irm,i,t) and QINT9W(irm,i,t) for Inhalation of
Radon and its Decay Products as pCi/yr at t= 3.000E+02 years
Radionuclides

0

Radon Pathway	Rn-222	Po-218	Pb-214	Bi-214	Rn-220	Po-216	Pb-212	Bi-212
Water-ind.	0.000E+00	0.000E+00	0.000E+00	0.000E+00	0.000E+00	0.000E+00	0.000E+00	0.000E+00
Water-dep.	0.000E+00	0.000E+00	0.000E+00	0.000E+00	0.000E+00	0.000E+00	0.000E+00	0.000E+00
=====	=====	=====	=====	=====	=====	=====	=====	=====
Total	0.000E+00	0.000E+00	0.000E+00	0.000E+00	0.000E+00	0.000E+00	0.000E+00	0.000E+00

Water-ind. == Water-independent Water-dep. == Water-dependent

0

Excess Cancer Risks CNRS(i,p,t) for Individual Radionuclides (i) and Pathways (p)
and Fraction of Total Risk at t= 3.000E+02 years

0

0

Radio- Nuclide	Ground		Inhalation		Plant		Meat		Milk		Soil	
	risk	fract.	risk	fract.	risk	fract.	risk	fract.	risk	fract.	risk	fract.
Pb-210	1.672E-27	0.0000	0.000E+00	0.0000	0.000E+00	0.0000	0.000E+00	0.0000	0.000E+00	0.0000	0.000E+00	0.0000
Ra-226	4.174E-12	0.0334	0.000E+00	0.0000	0.000E+00	0.0000	0.000E+00	0.0000	0.000E+00	0.0000	0.000E+00	0.0000
Ra-228	1.419E-12	0.0113	0.000E+00	0.0000	0.000E+00	0.0000	0.000E+00	0.0000	0.000E+00	0.0000	0.000E+00	0.0000
Th-228	1.195E-10	0.9553	0.000E+00	0.0000	0.000E+00	0.0000	0.000E+00	0.0000	0.000E+00	0.0000	0.000E+00	0.0000
Th-230	1.016E-28	0.0000	0.000E+00	0.0000	0.000E+00	0.0000	0.000E+00	0.0000	0.000E+00	0.0000	0.000E+00	0.0000
Th-232	0.000E+00	0.0000	0.000E+00	0.0000	0.000E+00	0.0000	0.000E+00	0.0000	0.000E+00	0.0000	0.000E+00	0.0000
=====	=====	=====	=====	=====	=====	=====	=====	=====	=====	=====	=====	=====
Total	1.251E-10	1.0000	0.000E+00	0.0000	0.000E+00	0.0000	0.000E+00	0.0000	0.000E+00	0.0000	0.000E+00	0.0000

Excess Cancer Risks CNRS(i,p,t) for Individual Radionuclides (i) and Pathways (p)
and Fraction of Total Risk at t = 3.000E+02 years

Water Dependent Pathways

Radio-Nuclide	Water		Fish		Plant		Meat		Milk		All Pathways**	
	risk	fract.	risk	fract.	risk	fract.	risk	fract.	risk	fract.	risk	fract.
Pb-210	0.000E+00	0.0000	0.000E+00	0.0000	0.000E+00	0.0000	0.000E+00	0.0000	0.000E+00	0.0000	1.672E-27	0.0000
Ra-226	0.000E+00	0.0000	0.000E+00	0.0000	0.000E+00	0.0000	0.000E+00	0.0000	0.000E+00	0.0000	4.174E-12	0.0334
Ra-228	0.000E+00	0.0000	0.000E+00	0.0000	0.000E+00	0.0000	0.000E+00	0.0000	0.000E+00	0.0000	1.419E-12	0.0113
Th-228	0.000E+00	0.0000	0.000E+00	0.0000	0.000E+00	0.0000	0.000E+00	0.0000	0.000E+00	0.0000	1.195E-10	0.9553
Th-230	0.000E+00	0.0000	0.000E+00	0.0000	0.000E+00	0.0000	0.000E+00	0.0000	0.000E+00	0.0000	1.016E-28	0.0000
Th-232	0.000E+00	0.0000	0.000E+00	0.0000	0.000E+00	0.0000	0.000E+00	0.0000	0.000E+00	0.0000	0.000E+00	0.0000
=====	=====	=====	=====	=====	=====	=====	=====	=====	=====	=====	=====	=====
Total	0.000E+00	0.0000	0.000E+00	0.0000	0.000E+00	0.0000	0.000E+00	0.0000	0.000E+00	0.0000	1.251E-10	1.0000

** Sum of water independent ground, inhalation, plant, meat, milk, soil
and water dependent water, fish, plant, meat, milk pathways

Excess Cancer Risks CNRS9(lrn,i,t) and CNRS9W(lrn,i,t) for Inhalation of Radon and its Decay Products at t= 3.000E+02 years

Radionuclides

[illegible]

Water-ind. == Water-independent Water-dep. == Water-dependent

Total Excess Cancer Risk CNRSI(1,p,t)*** for Initially Existent Radionuclides (i) and Pathways (p)
and Fraction of Total Risk at t= 3.000E+02 years

Water Independent Pathways (Inhalation excludes radon)

[illegible]

Total Excess Cancer Risk CNRSI(i,p,t)*** for Initially Existent Radionuclides (i) and Pathways (p)
and Fraction of Total Risk at t= 3.000E+02 years

Water Dependent Pathways

Radio- Nuclide	Water		Fish		Radon		Plant		Meat		Milk		All pathways	
	risk	fract.	risk	fract.	risk	fract.	risk	fract.	risk	fract.	risk	fract.	risk	fract.
Pb-210	0.000E+00	0.0000	0.000E+00	0.0000	0.000E+00	0.0000	0.000E+00	0.0000	0.000E+00	0.0000	0.000E+00	0.0000	0.000E+00	0.0000
Ra-226	0.000E+00	0.0000	0.000E+00	0.0000	0.000E+00	0.0000	0.000E+00	0.0000	0.000E+00	0.0000	0.000E+00	0.0000	4.684E-13	0.0037
Ra-228	0.000E+00	0.0000	0.000E+00	0.0000	0.000E+00	0.0000	0.000E+00	0.0000	0.000E+00	0.0000	0.000E+00	0.0000	2.350E-26	0.0000
Th-228	0.000E+00	0.0000	0.000E+00	0.0000	0.000E+00	0.0000	0.000E+00	0.0000	0.000E+00	0.0000	0.000E+00	0.0000	0.000E+00	0.0000
Th-230	0.000E+00	0.0000	0.000E+00	0.0000	0.000E+00	0.0000	0.000E+00	0.0000	0.000E+00	0.0000	0.000E+00	0.0000	3.706E-12	0.0296
Th-232	0.000E+00	0.0000	0.000E+00	0.0000	0.000E+00	0.0000	0.000E+00	0.0000	0.000E+00	0.0000	0.000E+00	0.0000	1.209E-10	0.9666
=====	=====	=====	=====	=====	=====	=====	=====	=====	=====	=====	=====	=====	=====	=====
Total	0.000E+00	0.0000	0.000E+00	0.0000	0.000E+00	0.0000	0.000E+00	0.0000	0.000E+00	0.0000	0.000E+00	0.0000	1.251E-10	1.0000

***CNRSI(i,p,t) includes contribution from decay daughter radionuclides

Amount of Intake Quantities QINT(i,p,t) for Individual Radionuclides (i) and Pathways (p)
As pCi/yr at t= 1.000E+03 years

Radio- Nuclide	Water Independent Pathways (Inhalation w/o radon)					Water Dependent Pathways					Total Ingestion*
	Inhalation	Plant	Meat	Milk	Soil	Water	Fish	Plant	Meat	Milk	
Pb-210	0.000E+00	0.000E+00	0.000E+00	0.000E+00	0.000E+00	0.000E+00	4.296E+03	0.000E+00	0.000E+00	0.000E+00	4.296E+03
Ra-226	0.000E+00	0.000E+00	0.000E+00	0.000E+00	0.000E+00	0.000E+00	2.140E+03	0.000E+00	0.000E+00	0.000E+00	2.140E+03
Ra-228	0.000E+00	0.000E+00	0.000E+00	0.000E+00	0.000E+00	0.000E+00	0.000E+00	0.000E+00	0.000E+00	0.000E+00	0.000E+00
Th-228	0.000E+00	0.000E+00	0.000E+00	0.000E+00	0.000E+00	0.000E+00	0.000E+00	0.000E+00	0.000E+00	0.000E+00	0.000E+00
Th-230	0.000E+00	0.000E+00	0.000E+00	0.000E+00	0.000E+00	0.000E+00	0.000E+00	0.000E+00	0.000E+00	0.000E+00	0.000E+00
Th-232	0.000E+00	0.000E+00	0.000E+00	0.000E+00	0.000E+00	0.000E+00	0.000E+00	0.000E+00	0.000E+00	0.000E+00	0.000E+00

* Sum of all ingestion pathways, i.e. water independent plant, meat, milk, soil
and water-dependent water, fish, plant, meat, milk pathways

0

Amount of Intake Quantities QINT9(irn,i,t) and QINT9W(irn,i,t) for Inhalation of
Radon and its Decay Products as pCi/yr at t= 1.000E+03 years
Radionuclides

0

Radon Pathway	Rn-222	Po-218	Pb-214	Bi-214	Rn-220	Po-216	Pb-212	Bi-212
Water-ind.	0.000E+00	0.000E+00	0.000E+00	0.000E+00	0.000E+00	0.000E+00	0.000E+00	0.000E+00
Water-dep.	0.000E+00	0.000E+00	0.000E+00	0.000E+00	0.000E+00	0.000E+00	0.000E+00	0.000E+00
====	====	====	====	====	====	====	====	====
Total	0.000E+00	0.000E+00	0.000E+00	0.000E+00	0.000E+00	0.000E+00	0.000E+00	0.000E+00

Water-ind. == Water-independent Water-dep. == Water-dependent

0

Excess Cancer Risks CNRS(i,p,t) for Individual Radionuclides (i) and Pathways (p)
and Fraction of Total Risk at t= 1.000E+03 years

0

0

Radio- Nuclide	Ground		Inhalation		Plant		Meat		Milk		Soil	
	risk	fract.	risk	fract.	risk	fract.	risk	fract.	risk	fract.	risk	fract.
Pb-210	3.373E-27	0.0000	0.000E+00	0.0000	0.000E+00	0.0000	0.000E+00	0.0000	0.000E+00	0.0000	0.000E+00	0.0000
Ra-226	7.644E-12	0.0000	0.000E+00	0.0000	0.000E+00	0.0000	0.000E+00	0.0000	0.000E+00	0.0000	0.000E+00	0.0000
Ra-228	1.470E-12	0.0000	0.000E+00	0.0000	0.000E+00	0.0000	0.000E+00	0.0000	0.000E+00	0.0000	0.000E+00	0.0000
Th-228	1.231E-10	0.0000	0.000E+00	0.0000	0.000E+00	0.0000	0.000E+00	0.0000	0.000E+00	0.0000	0.000E+00	0.0000
Th-230	1.089E-28	0.0000	0.000E+00	0.0000	0.000E+00	0.0000	0.000E+00	0.0000	0.000E+00	0.0000	0.000E+00	0.0000
Th-232	0.000E+00	0.0000	0.000E+00	0.0000	0.000E+00	0.0000	0.000E+00	0.0000	0.000E+00	0.0000	0.000E+00	0.0000
====	====	====	====	====	====	====	====	====	====	====	====	====
Total	1.322E-10	0.0000	0.000E+00	0.0000	0.000E+00	0.0000	0.000E+00	0.0000	0.000E+00	0.0000	0.000E+00	0.0000

Water Dependent Pathways

Radio-Nuclide	Water		Fish		Plant		Meat		Milk		All Pathways**	
	risk	fract.	risk	fract.	risk	fract.	risk	fract.	risk	fract.	risk	fract.
Pb-210	0.000E+00	0.0000	4.434E-04	0.9307	0.000E+00	0.0000	0.000E+00	0.0000	0.000E+00	0.0000	4.434E-04	0.9307
Ra-226	0.000E+00	0.0000	3.300E-05	0.0693	0.000E+00	0.0000	0.000E+00	0.0000	0.000E+00	0.0000	3.300E-05	0.0693
Ra-228	0.000E+00	0.0000	0.000E+00	0.0000	0.000E+00	0.0000	0.000E+00	0.0000	0.000E+00	0.0000	1.470E-12	0.0000
Th-228	0.000E+00	0.0000	0.000E+00	0.0000	0.000E+00	0.0000	0.000E+00	0.0000	0.000E+00	0.0000	1.231E-10	0.0000
Th-230	0.000E+00	0.0000	0.000E+00	0.0000	0.000E+00	0.0000	0.000E+00	0.0000	0.000E+00	0.0000	1.089E-28	0.0000
Th-232	0.000E+00	0.0000	0.000E+00	0.0000	0.000E+00	0.0000	0.000E+00	0.0000	0.000E+00	0.0000	0.000E+00	0.0000
=====	=====	=====	=====	=====	=====	=====	=====	=====	=====	=====	=====	=====
Total	0.000E+00	0.0000	4.764E-04	1.0000	0.000E+00	0.0000	0.000E+00	0.0000	0.000E+00	0.0000	4.764E-04	1.0000

** Sum of water independent ground, inhalation, plant, meat, milk, soil
and water dependent water, fish, plant, meat, milk pathways

0

Excess Cancer Risks CNRS9(irn,i,t) and CNRS9W(irn,i,t) for Inhalation of Radon and its Decay Products at t= 1.000E+03 years
Radionuclides

0

[illegible]

Water-ind. == Water-independent Water-dep. == Water-dependent

0

Total Excess Cancer Risk CNRSI(i,p,t)* for Initially Existent Radionuclides (i) and Pathways (p)
and Fraction of Total Risk at t= 1.000E+03 years**

0

Water Independent Pathways (Inhalation excludes radon)

[illegible]

Total Excess Cancer Risk CNRSI(i,p,t)*** for Initially Existent Radionuclides (i) and Pathways (p)
and Fraction of Total Risk at t= 1.000E+03 years

Water Dependent Pathways

Radio- Nuclide	Water		Fish		Radon		Plant		Meat		Milk		All pathways	
	risk	fract.	risk	fract.	risk	fract.	risk	fract.	risk	fract.	risk	fract.	risk	fract.
Pb-210	0.000E+00	0.0000	0.000E+00	0.0000	0.000E+00	0.0000	0.000E+00	0.0000	0.000E+00	0.0000	0.000E+00	0.0000	0.000E+00	0.0000
Ra-226	0.000E+00	0.0000	2.963E-04	0.6221	0.000E+00	0.0000	0.000E+00	0.0000	0.000E+00	0.0000	0.000E+00	0.0000	2.963E-04	0.6221
Ra-228	0.000E+00	0.0000	0.000E+00	0.0000	0.000E+00	0.0000	0.000E+00	0.0000	0.000E+00	0.0000	0.000E+00	0.0000	0.000E+00	0.0000
Th-228	0.000E+00	0.0000	0.000E+00	0.0000	0.000E+00	0.0000	0.000E+00	0.0000	0.000E+00	0.0000	0.000E+00	0.0000	0.000E+00	0.0000
Th-230	0.000E+00	0.0000	1.800E-04	0.3779	0.000E+00	0.0000	0.000E+00	0.0000	0.000E+00	0.0000	0.000E+00	0.0000	1.800E-04	0.3779
Th-232	0.000E+00	0.0000	0.000E+00	0.0000	0.000E+00	0.0000	0.000E+00	0.0000	0.000E+00	0.0000	0.000E+00	0.0000	1.246E-10	0.0000
=====	=====	=====	=====	=====	=====	=====	=====	=====	=====	=====	=====	=====	=====	=====
Total	0.000E+00	0.0000	4.764E-04	1.0000	0.000E+00	0.0000	0.000E+00	0.0000	0.000E+00	0.0000	0.000E+00	0.0000	4.764E-04	1.0000

***CNRSI(i,p,t) includes contribution from decay daughter radionuclides

Table of Contents

Part IV: Concentration of Radionuclides

=====

Concentration of radionuclides in different media

Time= 0.000E+00	2
Time= 1.000E+00	3
Time= 3.000E+00	4
Time= 1.000E+01	5
Time= 3.000E+01	6
Time= 1.000E+02	7
Time= 3.000E+02	8
Time= 1.000E+03	9

Concentration of radionuclides in environmental media
 at t = 0.000E+00 years

Radio- Nuclide	Contaminat- ed Zone	Surface Soil*	Air Par- ticulate	Well Water	Surface Water
	pCi/g	pCi/g	pCi/m**3	pCi/L	pCi/L
Pb-210	3.400E+03	0.000E+00	0.000E+00	0.000E+00	0.000E+00
Ra-226	7.480E+03	0.000E+00	0.000E+00	0.000E+00	0.000E+00
Ra-228	1.095E+05	0.000E+00	0.000E+00	0.000E+00	0.000E+00
Th-228	1.095E+05	0.000E+00	0.000E+00	0.000E+00	0.000E+00
Th-230	3.400E+05	0.000E+00	0.000E+00	0.000E+00	0.000E+00
Th-232	1.095E+05	0.000E+00	0.000E+00	0.000E+00	0.000E+00

 *The Surface Soil is the top layer of soil within the user specified mixing zone/depth.

Concentrations in the media occurring in pathways that are suppressed are calculated using the current input parameters,
 i.e. using parameters appearing in the input screen when the pathways are active.

Concentration of radionuclides in foodstuff media
 at t = 0.000E+00 years*

Radio- Nuclide	Drinking Water	Nonleafy Vegetable	Leafy Vegetable	Fodder Meat	Fodder Milk	Meat	Milk	Fish	Crustacea
	pCi/L	pCi/kg	pCi/kg	pCi/kg	pCi/kg	pCi/kg	pCi/L	pCi/kg	pCi/kg
Pb-210	0.000E+00	0.000E+00	0.000E+00	0.000E+00	0.000E+00	0.000E+00	0.000E+00	0.000E+00	0.000E+00
Ra-226	0.000E+00	0.000E+00	0.000E+00	0.000E+00	0.000E+00	0.000E+00	0.000E+00	0.000E+00	0.000E+00
Ra-228	0.000E+00	0.000E+00	0.000E+00	0.000E+00	0.000E+00	0.000E+00	0.000E+00	0.000E+00	0.000E+00
Th-228	0.000E+00	0.000E+00	0.000E+00	0.000E+00	0.000E+00	0.000E+00	0.000E+00	0.000E+00	0.000E+00
Th-230	0.000E+00	0.000E+00	0.000E+00	0.000E+00	0.000E+00	0.000E+00	0.000E+00	0.000E+00	0.000E+00
Th-232	0.000E+00	0.000E+00	0.000E+00	0.000E+00	0.000E+00	0.000E+00	0.000E+00	0.000E+00	0.000E+00

 *Concentrations are at consumption time and include radioactive decay and ingrowth during storage time.
 For livestock fodder, consumption time is t minus meat or milk storage time.

Concentrations in the media occurring in pathways that are suppressed are calculated using the current input parameters,
 i.e. using parameters appearing in the input screen when the pathways are active.

Concentration of radionuclides in environmental media
 at t = 1.000E+00 years

Radio- Nuclide	Contaminat- ed Zone	Surface Soil*	Air Par- ticulate	Well Water	Surface Water
	pCi/g	pCi/g	pCi/m**3	pCi/L	pCi/L
Pb-210	3.523E+03	0.000E+00	0.000E+00	0.000E+00	0.000E+00
Ra-226	7.613E+03	0.000E+00	0.000E+00	0.000E+00	0.000E+00
Ra-228	1.093E+05	0.000E+00	0.000E+00	0.000E+00	0.000E+00
Th-228	1.095E+05	0.000E+00	0.000E+00	0.000E+00	0.000E+00
Th-230	3.400E+05	0.000E+00	0.000E+00	0.000E+00	0.000E+00
Th-232	1.095E+05	0.000E+00	0.000E+00	0.000E+00	0.000E+00

=====

*The Surface Soil is the top layer of soil within the user specified mixing zone/depth.

Concentrations in the media occurring in pathways that are suppressed are calculated using the current input parameters, i.e. using parameters appearing in the input screen when the pathways are active.

Concentration of radionuclides in foodstuff media
 at t = 1.000E+00 years*

Radio- Nuclide	Drinking Water	Nonleafy Vegetable	Leafy Vegetable	Fodder Meat	Fodder Milk	Meat	Milk	Fish	Crustacea
	pCi/L	pCi/kg	pCi/kg	pCi/kg	pCi/kg	pCi/kg	pCi/L	pCi/kg	pCi/kg
Pb-210	0.000E+00	0.000E+00	0.000E+00	0.000E+00	0.000E+00	0.000E+00	0.000E+00	0.000E+00	0.000E+00
Ra-226	0.000E+00	0.000E+00	0.000E+00	0.000E+00	0.000E+00	0.000E+00	0.000E+00	0.000E+00	0.000E+00
Ra-228	0.000E+00	0.000E+00	0.000E+00	0.000E+00	0.000E+00	0.000E+00	0.000E+00	0.000E+00	0.000E+00
Th-228	0.000E+00	0.000E+00	0.000E+00	0.000E+00	0.000E+00	0.000E+00	0.000E+00	0.000E+00	0.000E+00
Th-230	0.000E+00	0.000E+00	0.000E+00	0.000E+00	0.000E+00	0.000E+00	0.000E+00	0.000E+00	0.000E+00
Th-232	0.000E+00	0.000E+00	0.000E+00	0.000E+00	0.000E+00	0.000E+00	0.000E+00	0.000E+00	0.000E+00

=====

*Concentrations are at consumption time and include radioactive decay and ingrowth during storage time.
 For livestock fodder, consumption time is t minus meat or milk storage time.

Concentrations in the media occurring in pathways that are suppressed are calculated using the current input parameters, i.e. using parameters appearing in the input screen when the pathways are active.

Concentration of radionuclides in environmental media
 at t = 3.000E+00 years

Radio- Nuclide	Contaminat- ed Zone	Surface Soil*	Air Par- ticulate	Well Water	Surface Water
	pCi/g	pCi/g	pCi/m**3	pCi/L	pCi/L
Pb-210	3.771E+03	0.000E+00	0.000E+00	0.000E+00	0.000E+00
Ra-226	7.879E+03	0.000E+00	0.000E+00	0.000E+00	0.000E+00
Ra-228	1.091E+05	0.000E+00	0.000E+00	0.000E+00	0.000E+00
Th-228	1.093E+05	0.000E+00	0.000E+00	0.000E+00	0.000E+00
Th-230	3.400E+05	0.000E+00	0.000E+00	0.000E+00	0.000E+00
Th-232	1.095E+05	0.000E+00	0.000E+00	0.000E+00	0.000E+00

 *The Surface Soil is the top layer of soil within the user specified mixing zone/depth.

Concentrations in the media occurring in pathways that are suppressed are calculated using the current input parameters, i.e. using parameters appearing in the input screen when the pathways are active.

Concentration of radionuclides in foodstuff media
 at t = 3.000E+00 years*

Radio- Nuclide	Drinking Water	Nonleafy Vegetable	Leafy Vegetable	Fodder Meat	Fodder Milk	Meat	Milk	Fish	Crustacea
	pCi/L	pCi/kg	pCi/kg	pCi/kg	pCi/kg	pCi/kg	pCi/L	pCi/kg	pCi/kg
Pb-210	0.000E+00	0.000E+00	0.000E+00	0.000E+00	0.000E+00	0.000E+00	0.000E+00	0.000E+00	0.000E+00
Ra-226	0.000E+00	0.000E+00	0.000E+00	0.000E+00	0.000E+00	0.000E+00	0.000E+00	0.000E+00	0.000E+00
Ra-228	0.000E+00	0.000E+00	0.000E+00	0.000E+00	0.000E+00	0.000E+00	0.000E+00	0.000E+00	0.000E+00
Th-228	0.000E+00	0.000E+00	0.000E+00	0.000E+00	0.000E+00	0.000E+00	0.000E+00	0.000E+00	0.000E+00
Th-230	0.000E+00	0.000E+00	0.000E+00	0.000E+00	0.000E+00	0.000E+00	0.000E+00	0.000E+00	0.000E+00
Th-232	0.000E+00	0.000E+00	0.000E+00	0.000E+00	0.000E+00	0.000E+00	0.000E+00	0.000E+00	0.000E+00

 *Concentrations are at consumption time and include radioactive decay and ingrowth during storage time.
 For livestock fodder, consumption time is t minus meat or milk storage time.

Concentrations in the media occurring in pathways that are suppressed are calculated using the current input parameters, i.e. using parameters appearing in the input screen when the pathways are active.

Concentration of radionuclides in environmental media
 at t = 1.000E+01 years

Radio- Nuclide	Contaminat- ed Zone	Surface Soil*	Air Par- ticulate	Well Water	Surface Water
	pCi/g	pCi/g	pCi/m**3	pCi/L	pCi/L
Pb-210	4.641E+03	0.000E+00	0.000E+00	0.000E+00	0.000E+00
Ra-226	8.800E+03	0.000E+00	0.000E+00	0.000E+00	0.000E+00
Ra-228	1.086E+05	0.000E+00	0.000E+00	0.000E+00	0.000E+00
Th-228	1.087E+05	0.000E+00	0.000E+00	0.000E+00	0.000E+00
Th-230	3.400E+05	0.000E+00	0.000E+00	0.000E+00	0.000E+00
Th-232	1.095E+05	0.000E+00	0.000E+00	0.000E+00	0.000E+00

=====

*The Surface Soil is the top layer of soil within the user specified mixing zone/depth.

Concentrations in the media occurring in pathways that are suppressed are calculated using the current input parameters, i.e. using parameters appearing in the input screen when the pathways are active.

Concentration of radionuclides in foodstuff media
 at t = 1.000E+01 years*

Radio- Nuclide	Drinking Water	Nonleafy Vegetable	Leafy Vegetable	Fodder Meat	Fodder Milk	Meat	Milk	Fish	Crustacea
	pCi/L	pCi/kg	pCi/kg	pCi/kg	pCi/kg	pCi/kg	pCi/L	pCi/kg	pCi/kg
Pb-210	0.000E+00	0.000E+00	0.000E+00	0.000E+00	0.000E+00	0.000E+00	0.000E+00	0.000E+00	0.000E+00
Ra-226	0.000E+00	0.000E+00	0.000E+00	0.000E+00	0.000E+00	0.000E+00	0.000E+00	0.000E+00	0.000E+00
Ra-228	0.000E+00	0.000E+00	0.000E+00	0.000E+00	0.000E+00	0.000E+00	0.000E+00	0.000E+00	0.000E+00
Th-228	0.000E+00	0.000E+00	0.000E+00	0.000E+00	0.000E+00	0.000E+00	0.000E+00	0.000E+00	0.000E+00
Th-230	0.000E+00	0.000E+00	0.000E+00	0.000E+00	0.000E+00	0.000E+00	0.000E+00	0.000E+00	0.000E+00
Th-232	0.000E+00	0.000E+00	0.000E+00	0.000E+00	0.000E+00	0.000E+00	0.000E+00	0.000E+00	0.000E+00

=====

*Concentrations are at consumption time and include radioactive decay and ingrowth during storage time.
 For livestock fodder, consumption time is t minus meat or milk storage time.

Concentrations in the media occurring in pathways that are suppressed are calculated using the current input parameters, i.e. using parameters appearing in the input screen when the pathways are active.

Concentration of radionuclides in environmental media
 at t = 3.000E+01 years

Radio- Nuclide	Contaminat- ed Zone	Surface Soil*	Air Par- ticulate	Well Water	Surface Water
	pCi/g	pCi/g	pCi/m**3	pCi/L	pCi/L
Pb-210	7.135E+03	0.000E+00	0.000E+00	0.000E+00	0.000E+00
Ra-226	1.137E+04	0.000E+00	0.000E+00	0.000E+00	0.000E+00
Ra-228	1.082E+05	0.000E+00	0.000E+00	0.000E+00	0.000E+00
Th-228	1.082E+05	0.000E+00	0.000E+00	0.000E+00	0.000E+00
Th-230	3.399E+05	0.000E+00	0.000E+00	0.000E+00	0.000E+00
Th-232	1.095E+05	0.000E+00	0.000E+00	0.000E+00	0.000E+00

 *The Surface Soil is the top layer of soil within the user specified mixing zone/depth.

Concentrations in the media occurring in pathways that are suppressed are calculated using the current input parameters, i.e. using parameters appearing in the input screen when the pathways are active.

Concentration of radionuclides in foodstuff media
 at t = 3.000E+01 years*

Radio- Nuclide	Drinking Water	Nonleafy Vegetable	Leafy Vegetable	Fodder Meat	Fodder Milk	Meat	Milk	Fish	Crustacea
	pCi/L	pCi/kg	pCi/kg	pCi/kg	pCi/kg	pCi/kg	pCi/L	pCi/kg	pCi/kg
Pb-210	0.000E+00	0.000E+00	0.000E+00	0.000E+00	0.000E+00	0.000E+00	0.000E+00	0.000E+00	0.000E+00
Ra-226	0.000E+00	0.000E+00	0.000E+00	0.000E+00	0.000E+00	0.000E+00	0.000E+00	0.000E+00	0.000E+00
Ra-228	0.000E+00	0.000E+00	0.000E+00	0.000E+00	0.000E+00	0.000E+00	0.000E+00	0.000E+00	0.000E+00
Th-228	0.000E+00	0.000E+00	0.000E+00	0.000E+00	0.000E+00	0.000E+00	0.000E+00	0.000E+00	0.000E+00
Th-230	0.000E+00	0.000E+00	0.000E+00	0.000E+00	0.000E+00	0.000E+00	0.000E+00	0.000E+00	0.000E+00
Th-232	0.000E+00	0.000E+00	0.000E+00	0.000E+00	0.000E+00	0.000E+00	0.000E+00	0.000E+00	0.000E+00

 *Concentrations are at consumption time and include radioactive decay and ingrowth during storage time.
 For livestock fodder, consumption time is t minus meat or milk storage time.

Concentrations in the media occurring in pathways that are suppressed are calculated using the current input parameters, i.e. using parameters appearing in the input screen when the pathways are active.

Concentration of radionuclides in environmental media
 at t = 1.000E+02 years

Radio- Nuclide	Contaminat- ed Zone	Surface Soil*	Air Par- ticulate	Well Water	Surface Water
	pCi/g	pCi/g	pCi/m**3	pCi/L	pCi/L
Pb-210	1.549E+04	0.000E+00	0.000E+00	0.000E+00	0.000E+00
Ra-226	1.963E+04	0.000E+00	0.000E+00	0.000E+00	0.000E+00
Ra-228	1.082E+05	0.000E+00	0.000E+00	0.000E+00	0.000E+00
Th-228	1.082E+05	0.000E+00	0.000E+00	0.000E+00	0.000E+00
Th-230	3.396E+05	0.000E+00	0.000E+00	0.000E+00	0.000E+00
Th-232	1.095E+05	0.000E+00	0.000E+00	0.000E+00	0.000E+00

 *The Surface Soil is the top layer of soil within the user specified mixing zone/depth.

Concentrations in the media occurring in pathways that are suppressed are calculated using the current input parameters, i.e. using parameters appearing in the input screen when the pathways are active.

Concentration of radionuclides in foodstuff media
 at t = 1.000E+02 years*

Radio- Nuclide	Drinking Water	Nonleafy Vegetable	Leafy Vegetable	Fodder Meat	Fodder Milk	Meat	Milk	Fish	Crustacea
	pCi/L	pCi/kg	pCi/kg	pCi/kg	pCi/kg	pCi/kg	pCi/L	pCi/kg	pCi/kg
Pb-210	0.000E+00	0.000E+00	0.000E+00	0.000E+00	0.000E+00	0.000E+00	0.000E+00	0.000E+00	0.000E+00
Ra-226	0.000E+00	0.000E+00	0.000E+00	0.000E+00	0.000E+00	0.000E+00	0.000E+00	0.000E+00	0.000E+00
Ra-228	0.000E+00	0.000E+00	0.000E+00	0.000E+00	0.000E+00	0.000E+00	0.000E+00	0.000E+00	0.000E+00
Th-228	0.000E+00	0.000E+00	0.000E+00	0.000E+00	0.000E+00	0.000E+00	0.000E+00	0.000E+00	0.000E+00
Th-230	0.000E+00	0.000E+00	0.000E+00	0.000E+00	0.000E+00	0.000E+00	0.000E+00	0.000E+00	0.000E+00
Th-232	0.000E+00	0.000E+00	0.000E+00	0.000E+00	0.000E+00	0.000E+00	0.000E+00	0.000E+00	0.000E+00

 *Concentrations are at consumption time and include radioactive decay and ingrowth during storage time.
 For livestock fodder, consumption time is t minus meat or milk storage time.

Concentrations in the media occurring in pathways that are suppressed are calculated using the current input parameters, i.e. using parameters appearing in the input screen when the pathways are active.

Concentration of radionuclides in environmental media
 at t = 3.000E+02 years

Radio- Nuclide	Contaminat- ed Zone	Surface Soil*	Air Par- ticulate	Well Water	Surface Water
	pCi/g	pCi/g	pCi/m**3	pCi/L	pCi/L
Pb-210	3.440E+04	0.000E+00	0.000E+00	0.000E+00	0.000E+00
Ra-226	3.802E+04	0.000E+00	0.000E+00	0.000E+00	0.000E+00
Ra-228	1.081E+05	0.000E+00	0.000E+00	0.000E+00	0.000E+00
Th-228	1.081E+05	0.000E+00	0.000E+00	0.000E+00	0.000E+00
Th-230	3.389E+05	0.000E+00	0.000E+00	0.000E+00	0.000E+00
Th-232	1.094E+05	0.000E+00	0.000E+00	0.000E+00	0.000E+00

 *The Surface Soil is the top layer of soil within the user specified mixing zone/depth.

Concentrations in the media occurring in pathways that are suppressed are calculated using the current input parameters, i.e. using parameters appearing in the input screen when the pathways are active.

Concentration of radionuclides in foodstuff media
 at t = 3.000E+02 years*

Radio- Nuclide	Drinking Water	Nonleafy Vegetable	Leafy Vegetable	Fodder Meat	Fodder Milk	Meat	Milk	Fish	Crustacea
	pCi/L	pCi/kg	pCi/kg	pCi/kg	pCi/kg	pCi/kg	pCi/L	pCi/kg	pCi/kg
Pb-210	0.000E+00	0.000E+00	0.000E+00	0.000E+00	0.000E+00	0.000E+00	0.000E+00	0.000E+00	0.000E+00
Ra-226	0.000E+00	0.000E+00	0.000E+00	0.000E+00	0.000E+00	0.000E+00	0.000E+00	0.000E+00	0.000E+00
Ra-228	0.000E+00	0.000E+00	0.000E+00	0.000E+00	0.000E+00	0.000E+00	0.000E+00	0.000E+00	0.000E+00
Th-228	0.000E+00	0.000E+00	0.000E+00	0.000E+00	0.000E+00	0.000E+00	0.000E+00	0.000E+00	0.000E+00
Th-230	0.000E+00	0.000E+00	0.000E+00	0.000E+00	0.000E+00	0.000E+00	0.000E+00	0.000E+00	0.000E+00
Th-232	0.000E+00	0.000E+00	0.000E+00	0.000E+00	0.000E+00	0.000E+00	0.000E+00	0.000E+00	0.000E+00

 *Concentrations are at consumption time and include radioactive decay and ingrowth during storage time.

For livestock fodder, consumption time is t minus meat or milk storage time.

Concentrations in the media occurring in pathways that are suppressed are calculated using the current input parameters, i.e. using parameters appearing in the input screen when the pathways are active.

Table of Contents

Part V: Dose from Radionuclide at Point of Action

=====

Total Dose Components Summed to Daughter

Time = 0.000E+00 years	2
Time = 1.000E+00 years	3
Time = 3.000E+00 years	4
Time = 1.000E+01 years	5
Time = 3.000E+01 years	6
Time = 1.000E+02 years	7
Time = 3.000E+02 years	8
Time = 1.000E+03 years	9

Total Dose Contributions TDOSE(i,p,t) for Individual Radionuclides (i) and Pathways (p)
in mrem/yr at t = 0.000E+00 years

0 Radio- Nuc- lide	Water Independent Pathways							Water Dependent Pathways						
	Ground	Dust	Radon	Plant	Meat	Milk	Soil	Water	Fish	Radon	Plant	Meat	Milk	ALL
	mrem/yr	mrem/yr	mrem/yr	mrem/yr	mrem/yr	mrem/yr	mrem/yr	mrem/yr	mrem/yr	mrem/yr	mrem/yr	mrem/yr	mrem/yr	mrem/yr
Pb-210	7.91E-24	0.00E+00	0.00E+00	0.00E+00	0.00E+00	0.00E+00	0.00E+00	0.00E+00	0.00E+00	0.00E+00	0.00E+00	0.00E+00	0.00E+00	7.91E-24
Ra-226	3.59E-08	0.00E+00	0.00E+00	0.00E+00	0.00E+00	0.00E+00	0.00E+00	0.00E+00	0.00E+00	0.00E+00	0.00E+00	0.00E+00	0.00E+00	3.59E-08
Ra-228	6.22E-08	0.00E+00	0.00E+00	0.00E+00	0.00E+00	0.00E+00	0.00E+00	0.00E+00	0.00E+00	0.00E+00	0.00E+00	0.00E+00	0.00E+00	6.22E-08
Th-228	5.21E-06	0.00E+00	0.00E+00	0.00E+00	0.00E+00	0.00E+00	0.00E+00	0.00E+00	0.00E+00	0.00E+00	0.00E+00	0.00E+00	0.00E+00	5.21E-06
Th-230	4.86E-24	0.00E+00	0.00E+00	0.00E+00	0.00E+00	0.00E+00	0.00E+00	0.00E+00	0.00E+00	0.00E+00	0.00E+00	0.00E+00	0.00E+00	4.86E-24
Th-232	0.00E+00	0.00E+00	0.00E+00	0.00E+00	0.00E+00	0.00E+00	0.00E+00	0.00E+00	0.00E+00	0.00E+00	0.00E+00	0.00E+00	0.00E+00	0.00E+00
=====	=====	=====	=====	=====	=====	=====	=====	=====	=====	=====	=====	=====	=====	=====
Total	5.31E-06	0.00E+00	0.00E+00	0.00E+00	0.00E+00	0.00E+00	0.00E+00	0.00E+00	0.00E+00	0.00E+00	0.00E+00	0.00E+00	0.00E+00	5.31E-06

0*Sum of all water independent and dependent pathways.

Dose from Radionuclides at Point of Action Report:
File :

Tobico Marsh SGA, Composite Recreationist Leaching Scenario
Leaching2 Composite Recreationist.RAD

Total Dose Contributions TDOSE(i,p,t) for Individual Radionuclides (i) and Pathways (p)
in mrem/yr at t = 1.000E+00 years

0 Radio- Nuc- lide	Water Independent Pathways							Water Dependent Pathways						
	Ground	Dust	Radon	Plant	Meat	Milk	Soil	Water	Fish	Radon	Plant	Meat	Milk	ALL
	mrem/yr	mrem/yr	mrem/yr	mrem/yr	mrem/yr	mrem/yr	mrem/yr	mrem/yr	mrem/yr	mrem/yr	mrem/yr	mrem/yr	mrem/yr	mrem/yr
Pb-210	8.18E-24	0.00E+00	0.00E+00	0.00E+00	0.00E+00	0.00E+00	0.00E+00	0.00E+00	0.00E+00	0.00E+00	0.00E+00	0.00E+00	0.00E+00	8.18E-24
Ra-226	3.65E-08	0.00E+00	0.00E+00	0.00E+00	0.00E+00	0.00E+00	0.00E+00	0.00E+00	0.00E+00	0.00E+00	0.00E+00	0.00E+00	0.00E+00	3.65E-08
Ra-228	6.21E-08	0.00E+00	0.00E+00	0.00E+00	0.00E+00	0.00E+00	0.00E+00	0.00E+00	0.00E+00	0.00E+00	0.00E+00	0.00E+00	0.00E+00	6.21E-08
Th-228	5.21E-06	0.00E+00	0.00E+00	0.00E+00	0.00E+00	0.00E+00	0.00E+00	0.00E+00	0.00E+00	0.00E+00	0.00E+00	0.00E+00	0.00E+00	5.21E-06
Th-230	4.86E-24	0.00E+00	0.00E+00	0.00E+00	0.00E+00	0.00E+00	0.00E+00	0.00E+00	0.00E+00	0.00E+00	0.00E+00	0.00E+00	0.00E+00	4.86E-24
Th-232	0.00E+00	0.00E+00	0.00E+00	0.00E+00	0.00E+00	0.00E+00	0.00E+00	0.00E+00	0.00E+00	0.00E+00	0.00E+00	0.00E+00	0.00E+00	0.00E+00
=====	=====	=====	=====	=====	=====	=====	=====	=====	=====	=====	=====	=====	=====	=====
Total	5.31E-06	0.00E+00	0.00E+00	0.00E+00	0.00E+00	0.00E+00	0.00E+00	0.00E+00	0.00E+00	0.00E+00	0.00E+00	0.00E+00	0.00E+00	5.31E-06

0*Sum of all water independent and dependent pathways.

Total Dose Contributions TDOSE(i,p,t) for Individual Radionuclides (i) and Pathways (p)
in mrem/yr at t = 3.000E+00 years

IN mrem/yr as of 5/1/2000 after 5 years														
0	Water Independent Pathways								Water Dependent Pathways					
Radio- Nuc- lide	Ground	Dust	Radon	Plant	Meat	Milk	Soil	Water	Fish	Radon	Plant	Meat	Milk	ALL
	mrem/yr	mrem/yr	mrem/yr	mrem/yr	mrem/yr	mrem/yr	mrem/yr	mrem/yr	mrem/yr	mrem/yr	mrem/yr	mrem/yr	mrem/yr	mrem/yr
Pb-210	8.70E-24	0.00E+00	0.00E+00	0.00E+00	0.00E+00	0.00E+00	0.00E+00	0.00E+00	0.00E+00	0.00E+00	0.00E+00	0.00E+00	0.00E+00	8.70E-24
Ra-226	3.78E-08	0.00E+00	0.00E+00	0.00E+00	0.00E+00	0.00E+00	0.00E+00	0.00E+00	0.00E+00	0.00E+00	0.00E+00	0.00E+00	0.00E+00	3.78E-08
Ra-228	6.20E-08	0.00E+00	0.00E+00	0.00E+00	0.00E+00	0.00E+00	0.00E+00	0.00E+00	0.00E+00	0.00E+00	0.00E+00	0.00E+00	0.00E+00	6.20E-08
Th-228	5.20E-06	0.00E+00	0.00E+00	0.00E+00	0.00E+00	0.00E+00	0.00E+00	0.00E+00	0.00E+00	0.00E+00	0.00E+00	0.00E+00	0.00E+00	5.20E-06
Th-230	4.86E-24	0.00E+00	0.00E+00	0.00E+00	0.00E+00	0.00E+00	0.00E+00	0.00E+00	0.00E+00	0.00E+00	0.00E+00	0.00E+00	0.00E+00	4.86E-24
Th-232	0.00E+00	0.00E+00	0.00E+00	0.00E+00	0.00E+00	0.00E+00	0.00E+00	0.00E+00	0.00E+00	0.00E+00	0.00E+00	0.00E+00	0.00E+00	0.00E+00
=====	=====	=====	=====	=====	=====	=====	=====	=====	=====	=====	=====	=====	=====	=====
Total	5.30E-06	0.00E+00	0.00E+00	0.00E+00	0.00E+00	0.00E+00	0.00E+00	0.00E+00	0.00E+00	0.00E+00	0.00E+00	0.00E+00	0.00E+00	5.30E-06
0*Sum of all water independent and dependent pathways.														

0*Sum of all water independent and dependent pathways.

Total Dose Contributions TDOSE(i,p,t) for Individual Radionuclides (i) and Pathways (p)
in mrem/yr at t = 1.000E+01 years

0 Radio- Nuc- lide	Water Independent Pathways							Water Dependent Pathways						
	Ground	Dust	Radon	Plant	Meat	Milk	Soil	Water	Fish	Radon	Plant	Meat	Milk	ALL
	mrem/yr	mrem/yr	mrem/yr	mrem/yr	mrem/yr	mrem/yr	mrem/yr	mrem/yr	mrem/yr	mrem/yr	mrem/yr	mrem/yr	mrem/yr	mrem/yr
Pb-210	1.08E-23	0.00E+00	0.00E+00	0.00E+00	0.00E+00	0.00E+00	0.00E+00	0.00E+00	0.00E+00	0.00E+00	0.00E+00	0.00E+00	0.00E+00	1.08E-23
Ra-226	4.22E-08	0.00E+00	0.00E+00	0.00E+00	0.00E+00	0.00E+00	0.00E+00	0.00E+00	0.00E+00	0.00E+00	0.00E+00	0.00E+00	0.00E+00	4.22E-08
Ra-228	6.17E-08	0.00E+00	0.00E+00	0.00E+00	0.00E+00	0.00E+00	0.00E+00	0.00E+00	0.00E+00	0.00E+00	0.00E+00	0.00E+00	0.00E+00	6.17E-08
Th-228	5.18E-06	0.00E+00	0.00E+00	0.00E+00	0.00E+00	0.00E+00	0.00E+00	0.00E+00	0.00E+00	0.00E+00	0.00E+00	0.00E+00	0.00E+00	5.18E-06
Th-230	4.87E-24	0.00E+00	0.00E+00	0.00E+00	0.00E+00	0.00E+00	0.00E+00	0.00E+00	0.00E+00	0.00E+00	0.00E+00	0.00E+00	0.00E+00	4.87E-24
Th-232	0.00E+00	0.00E+00	0.00E+00	0.00E+00	0.00E+00	0.00E+00	0.00E+00	0.00E+00	0.00E+00	0.00E+00	0.00E+00	0.00E+00	0.00E+00	0.00E+00
=====	=====	=====	=====	=====	=====	=====	=====	=====	=====	=====	=====	=====	=====	=====
Total	5.28E-06	0.00E+00	0.00E+00	0.00E+00	0.00E+00	0.00E+00	0.00E+00	0.00E+00	0.00E+00	0.00E+00	0.00E+00	0.00E+00	0.00E+00	5.28E-06

0*Sum of all water independent and dependent pathways.

Total Dose Contributions TDOSE(i,p,t) for Individual Radionuclides (i) and Pathways (p)
in mrem/yr at t = 3.000E+01 years

0 Radio- Nuc- lide	Water Independent Pathways								Water Dependent Pathways					
	Ground	Dust	Radon	Plant	Meat	Milk	Soil	Water	Fish	Radon	Plant	Meat	Milk	ALL
	mrem/yr	mrem/yr	mrem/yr	mrem/yr	mrem/yr	mrem/yr	mrem/yr	mrem/yr	mrem/yr	mrem/yr	mrem/yr	mrem/yr	mrem/yr	mrem/yr
Pb-210	1.65E-23	0.00E+00	0.00E+00	0.00E+00	0.00E+00	0.00E+00	0.00E+00	0.00E+00	0.00E+00	0.00E+00	0.00E+00	0.00E+00	0.00E+00	1.65E-23
Ra-226	5.45E-08	0.00E+00	0.00E+00	0.00E+00	0.00E+00	0.00E+00	0.00E+00	0.00E+00	0.00E+00	0.00E+00	0.00E+00	0.00E+00	0.00E+00	5.45E-08
Ra-228	6.16E-08	0.00E+00	0.00E+00	0.00E+00	0.00E+00	0.00E+00	0.00E+00	0.00E+00	0.00E+00	0.00E+00	0.00E+00	0.00E+00	0.00E+00	6.16E-08
Th-228	5.16E-06	0.00E+00	0.00E+00	0.00E+00	0.00E+00	0.00E+00	0.00E+00	0.00E+00	0.00E+00	0.00E+00	0.00E+00	0.00E+00	0.00E+00	5.16E-06
Th-230	4.88E-24	0.00E+00	0.00E+00	0.00E+00	0.00E+00	0.00E+00	0.00E+00	0.00E+00	0.00E+00	0.00E+00	0.00E+00	0.00E+00	0.00E+00	4.88E-24
Th-232	0.00E+00	0.00E+00	0.00E+00	0.00E+00	0.00E+00	0.00E+00	0.00E+00	0.00E+00	0.00E+00	0.00E+00	0.00E+00	0.00E+00	0.00E+00	0.00E+00
=====	=====	=====	=====	=====	=====	=====	=====	=====	=====	=====	=====	=====	=====	=====
Total	5.27E-06	0.00E+00	0.00E+00	0.00E+00	0.00E+00	0.00E+00	0.00E+00	0.00E+00	0.00E+00	0.00E+00	0.00E+00	0.00E+00	0.00E+00	5.27E-06

0*Sum of all water independent and dependent pathways.

[illegible]

Total Dose Contributions TDOSE(i,p,t) for Individual Radionuclides (i) and Pathways (p)
in mrem/yr at t = 3.000E+02 years

0 Radio- Nuc- lide	Water Independent Pathways							Water Dependent Pathways						
	Ground	Dust	Radon	Plant	Meat	Milk	Soil	Water	Fish	Radon	Plant	Meat	Milk	ALL
	mrem/yr	mrem/yr	mrem/yr	mrem/yr	mrem/yr	mrem/yr	mrem/yr	mrem/yr	mrem/yr	mrem/yr	mrem/yr	mrem/yr	mrem/yr	mrem/yr
Pb-210	8.11E-23	0.00E+00	0.00E+00	0.00E+00	0.00E+00	0.00E+00	0.00E+00	0.00E+00	0.00E+00	0.00E+00	0.00E+00	0.00E+00	0.00E+00	8.11E-23
Ra-226	1.84E-07	0.00E+00	0.00E+00	0.00E+00	0.00E+00	0.00E+00	0.00E+00	0.00E+00	0.00E+00	0.00E+00	0.00E+00	0.00E+00	0.00E+00	1.84E-07
Ra-228	6.24E-08	0.00E+00	0.00E+00	0.00E+00	0.00E+00	0.00E+00	0.00E+00	0.00E+00	0.00E+00	0.00E+00	0.00E+00	0.00E+00	0.00E+00	6.24E-08
Th-228	5.22E-06	0.00E+00	0.00E+00	0.00E+00	0.00E+00	0.00E+00	0.00E+00	0.00E+00	0.00E+00	0.00E+00	0.00E+00	0.00E+00	0.00E+00	5.22E-06
Th-230	5.01E-24	0.00E+00	0.00E+00	0.00E+00	0.00E+00	0.00E+00	0.00E+00	0.00E+00	0.00E+00	0.00E+00	0.00E+00	0.00E+00	0.00E+00	5.01E-24
Th-232	0.00E+00	0.00E+00	0.00E+00	0.00E+00	0.00E+00	0.00E+00	0.00E+00	0.00E+00	0.00E+00	0.00E+00	0.00E+00	0.00E+00	0.00E+00	0.00E+00
=====	=====	=====	=====	=====	=====	=====	=====	=====	=====	=====	=====	=====	=====	=====
Total	5.46E-06	0.00E+00	0.00E+00	0.00E+00	0.00E+00	0.00E+00	0.00E+00	0.00E+00	0.00E+00	0.00E+00	0.00E+00	0.00E+00	0.00E+00	5.46E-06

0*Sum of all water independent and dependent pathways.

Total Dose Contributions TDOSE(i,p,t) for Individual Radionuclides (i) and Pathways (p)
in mrem/yr at t = 1.000E+03 years

0 Radio- Nuc- lide	Water Independent Pathways							Water Dependent Pathways						
	Ground	Dust	Radon	Plant	Meat	Milk	Soil	Water	Fish	Radon	Plant	Meat	Milk	ALL
	mrem/yr	mrem/yr	mrem/yr	mrem/yr	mrem/yr	mrem/yr	mrem/yr	mrem/yr	mrem/yr	mrem/yr	mrem/yr	mrem/yr	mrem/yr	mrem/yr
Pb-210	1.63E-22	0.00E+00	0.00E+00	0.00E+00	0.00E+00	0.00E+00	0.00E+00	0.00E+00	3.14E+01	0.00E+00	0.00E+00	0.00E+00	0.00E+00	3.14E+01
Ra-226	3.36E-07	0.00E+00	0.00E+00	0.00E+00	0.00E+00	0.00E+00	0.00E+00	0.00E+00	2.86E+00	0.00E+00	0.00E+00	0.00E+00	0.00E+00	2.86E+00
Ra-228	6.47E-08	0.00E+00	0.00E+00	0.00E+00	0.00E+00	0.00E+00	0.00E+00	0.00E+00	0.00E+00	0.00E+00	0.00E+00	0.00E+00	0.00E+00	6.47E-08
Th-228	5.37E-06	0.00E+00	0.00E+00	0.00E+00	0.00E+00	0.00E+00	0.00E+00	0.00E+00	0.00E+00	0.00E+00	0.00E+00	0.00E+00	0.00E+00	5.37E-06
Th-230	5.37E-24	0.00E+00	0.00E+00	0.00E+00	0.00E+00	0.00E+00	0.00E+00	0.00E+00	0.00E+00	0.00E+00	0.00E+00	0.00E+00	0.00E+00	5.37E-24
Th-232	0.00E+00	0.00E+00	0.00E+00	0.00E+00	0.00E+00	0.00E+00	0.00E+00	0.00E+00	0.00E+00	0.00E+00	0.00E+00	0.00E+00	0.00E+00	0.00E+00
====	====	====	====	====	====	====	====	====	====	====	====	====	====	====
Total	5.78E-06	0.00E+00	0.00E+00	0.00E+00	0.00E+00	0.00E+00	0.00E+00	0.00E+00	3.43E+01	0.00E+00	0.00E+00	0.00E+00	0.00E+00	3.43E+01

0*Sum of all water independent and dependent pathways.

Table of Contents

Part VI: Uncertainty Analysis

=====

0RESRAD Uncertainty Analysis Results

Probabilistic Input	2
Total Dose	3
Total Risk	4
Dose vs Pathway: Ground External	5
Dose vs Pathway: Inhalation (w/o Radon)	6
Dose vs Pathway: Radon (Water Ind.)	7
Dose vs Pathway: Plant (Water Ind.)	8
Dose vs Pathway: Meat (Water Ind.)	9
Dose vs Pathway: Milk (Water Ind.)	10
Dose vs Pathway: Soil Ingestion	11
Dose vs Pathway: Water Ingestion	12
Dose vs Pathway: Fish Ingestion	13
Dose vs Pathway: Radon (Water Dep.)	14
Dose vs Pathway: Plant (Water Dep.)	15
Dose vs Pathway: Meat (Water Dep.)	16
Dose vs Pathway: Milk (Water Dep.)	17
Cumulative Probability Summary.....	18
Summary of dose at graphical times, reptition 1.....	19
Summary of dose at graphical times, reptition 2.....	20
Summary of dose at graphical times, reptition 3.....	21
Summary of dose at graphical times, reptition 4.....	22
Summary of dose at graphical times, reptition 5.....	23
Peak of the mean dose at graphical times.....	24
Correlation and Regression coefficients (if any).....	25

Probabilistic Input
 0Number of Sample Runs: 1500

Number	Name	Distribution	Parameters									
1	DENSAQ	TRUNCATED NORMAL	1.52	.23	.05	.95						
2	DENSUZ(1)	TRUNCATED NORMAL	1.65	.23	.05	.95						
3	DROOT	LOGNORMAL-N	-1.9	.6								
4	HCSZ	BOUNDED LOGNORMAL-N	2.3	2.11	.004	9250						
5	H(1)	BOUNDED LOGNORMAL-N	.42	.5	.5	4						
6	BCZ	BOUNDED LOGNORMAL-N	1.06	.66	.5	30						
7	BSZ	BOUNDED LOGNORMAL-N	1.06	.66	.5	30						
8	VCZ	CONTINUOUS LOGARITHMIC3		.0000008	0	.000003	.5	.00006	1			
9	HCCZ	BOUNDED LOGNORMAL-N	7.6	.75	200	20000						
10	EVAPTR	UNIFORM	.5	.75								
11	RUNOFF	UNIFORM	.1	.8								
12	HGWT	BOUNDED LOGNORMAL-N	-5.11	1.77	.00007	.5						
13	WLAM	TRIANGULAR	5.1	18	84							
14	WIND	BOUNDED LOGNORMAL-N	1.445	.2419	1.4	13						
15	MLINH	CONTINUOUS LINEAR	8	0	0	.000008	.0151	.000016	.1365	.00003	.8119	.00004
.9495	.00006	.9937	.000076	.9983	.0001	1						
16	DM	TRIANGULAR	0	.15	.6							
17	DENSCZ	TRUNCATED NORMAL	1.65	.23	.05	.95						
18	INHALR	TRIANGULAR	4380	8400	13100							
19	SOIL	TRIANGULAR	0	18.3	36.5							
20	DCACTC(6)	BOUNDED LOGNORMAL-N	11	1	3200	89000						
21	DCACTU1(6)	LOGNORMAL-N	8.68	3.62								
22	DCACTS(6)	LOGNORMAL-N	8.68	3.62								
23	DCACTC(4)	BOUNDED LOGNORMAL-N	11	1	3200	89000						
24	DCACTU1(4)	LOGNORMAL-N	8.68	3.62								
25	DCACTS(4)	LOGNORMAL-N	8.68	3.62								
26	AREA	UNIFORM	791	5725								
27	THICK0	BOUNDED LOGNORMAL-N	.2	.75	.3	3						
28	COVER0	TRIANGULAR	1	1.52	2							
29	DENSCV	TRUNCATED NORMAL	1.97	.23	.05	.95						
30	VCV	CONTINUOUS LOGARITHMIC3		.0000008	0	.000003	.5	.00006	1			
31	FOTD	TRIANGULAR	0	.0285	.057							
32	FMEAT	TRIANGULAR	0	.3	.5							
33	DCACTC(5)	BOUNDED LOGNORMAL-N	11	1	3200	89000						
34	DCACTU1(5)	LOGNORMAL-N	8.68	3.62								
35	DCACTS(5)	LOGNORMAL-N	8.68	3.62								
36	FR9	TRIANGULAR	0	.39	1							
37	FPLANT	TRIANGULAR	0	.0285	.057							
38	DCACTC(2)	LOGNORMAL-N	8.17	1.7								
39	DCACTU1(2)	LOGNORMAL-N	8.17	1.7								
40	DCACTS(2)	LOGNORMAL-N	8.17	1.7								
41	DCACTC(1)	LOGNORMAL-N	7.78	2.76								
42	DCACTU1(1)	LOGNORMAL-N	7.78	2.76								
43	DCACTS(1)	LOGNORMAL-N	7.78	2.76								
44	DCACTC(3)	LOGNORMAL-N	8.17	1.7								
45	DCACTU1(3)	LOGNORMAL-N	8.17	1.7								
46	DCACTS(3)	LOGNORMAL-N	8.17	1.7								

=====

0 ONuclide (j)	Peak Time	Peak Dose	Probabilistic Total Dose Summary								
			t=	0.00E+00	1.00E+00	3.00E+00	DOSE(j,t), 1.00E+01	mrem/yr 3.00E+01	1.00E+02	3.00E+02	1.00E+03
Pb-210											
Min	0.00E+00	0.00E+00	0.00E+00	0.00E+00	0.00E+00	0.00E+00	0.00E+00	0.00E+00	0.00E+00	0.00E+00	0.00E+00
Max	7.54E+02	6.99E-02	1.76E-14	1.71E-14	1.60E-14	3.35E-03	4.92E-02	3.76E-02	2.31E-02	3.90E-11	
Avg	4.33E+00	1.06E-04	4.13E-17	4.00E-17	3.75E-17	2.23E-06	3.96E-05	6.09E-05	1.59E-05	3.71E-14	
Std	4.65E+01	2.15E-03	5.62E-16	5.45E-16	5.12E-16	8.65E-05	1.30E-03	1.33E-03	5.97E-04	1.07E-12	
Ra-226											
Min	0.00E+00	1.31E-14	1.31E-14	1.31E-14	1.31E-14	1.31E-14	1.30E-14	1.27E-14	1.19E-14	0.00E+00	
Max	1.00E+03	9.70E+00	1.04E-03	1.04E-03	1.04E-03	3.69E-03	8.86E-02	2.27E+00	9.40E+00	3.48E+00	
Avg	1.16E+02	7.65E-03	8.68E-06	8.68E-06	8.67E-06	1.11E-05	7.35E-05	2.03E-03	7.32E-03	2.42E-03	
Std	3.17E+02	2.52E-01	5.14E-05	5.14E-05	5.13E-05	1.08E-04	2.30E-03	6.03E-02	2.44E-01	8.99E-02	
Ra-228											
Min	3.79E+00	3.40E-12	9.21E-13	2.23E-12	3.30E-12	2.30E-12	2.24E-13	4.89E-17	0.00E+00	0.00E+00	
Max	3.48E+01	6.02E-01	1.20E-02	2.42E-02	1.03E-01	5.83E-01	2.31E-01	2.20E-04	1.79E-14	0.00E+00	
Avg	4.19E+00	1.11E-03	1.13E-04	2.40E-04	4.11E-04	7.27E-04	3.77E-04	2.85E-07	2.14E-17	0.00E+00	
Std	1.76E+00	1.83E-02	6.20E-04	1.28E-03	3.21E-03	1.52E-02	8.19E-03	6.89E-06	5.43E-16	0.00E+00	
Th-228											
Min	0.00E+00	4.94E-12	4.94E-12	3.44E-12	1.67E-12	1.32E-13	9.43E-17	0.00E+00	0.00E+00	0.00E+00	
Max	2.62E+01	8.38E-02	4.78E-02	3.33E-02	7.68E-02	3.02E-02	7.06E-05	1.82E-15	0.00E+00	0.00E+00	
Avg	1.10E-01	5.49E-04	4.86E-04	3.41E-04	2.17E-04	3.86E-05	1.06E-07	4.48E-18	0.00E+00	0.00E+00	
Std	1.40E+00	3.34E-03	2.56E-03	1.78E-03	2.16E-03	7.94E-04	2.18E-06	7.30E-17	0.00E+00	0.00E+00	
Th-230											
Min	1.45E+02	2.35E-13	1.29E-16	3.87E-16	9.03E-16	2.71E-15	7.85E-15	2.57E-14	7.53E-14	2.35E-13	
Max	1.00E+03	4.30E+01	1.02E-05	3.06E-05	7.14E-05	1.05E-01	4.25E-01	1.56E+00	2.10E+01	4.30E+01	
Avg	9.95E+02	1.61E-01	8.55E-08	2.56E-07	6.17E-07	7.51E-05	5.03E-04	5.21E-03	4.14E-02	1.53E-01	
Std	5.74E+01	1.80E+00	5.06E-07	1.52E-06	3.62E-06	2.71E-03	1.23E-02	7.02E-02	6.25E-01	1.68E+00	
Th-232											
Min	1.71E+01	6.58E-12	3.87E-14	2.35E-13	9.33E-13	3.48E-12	5.69E-12	5.96E-12	6.10E-12	6.58E-12	
Max	1.00E+03	4.55E+01	5.62E-04	2.81E-03	1.06E-02	4.46E-01	3.30E+00	1.53E+01	2.76E+01	4.48E+01	
Avg	9.80E+02	2.36E-01	5.20E-06	2.71E-05	1.07E-04	6.84E-04	6.21E-03	3.95E-02	9.68E-02	2.32E-01	
Std	1.29E+02	2.07E+00	2.89E-05	1.47E-04	6.00E-04	1.17E-02	1.09E-01	5.46E-01	1.21E+00	2.05E+00	
\$ALL											
Min	8.47E+00	6.83E-12	5.91E-12	5.91E-12	5.92E-12	5.92E-12	5.94E-12	6.00E-12	6.18E-12	6.83E-12	
Max	1.00E+03	5.00E+01	6.13E-02	6.14E-02	1.90E-01	1.06E+00	3.30E+00	1.53E+01	3.04E+01	4.48E+01	
Avg	9.83E+02	4.00E-01	6.14E-04	6.17E-04	7.44E-04	1.54E-03	7.21E-03	4.68E-02	1.46E-01	3.88E-01	
Std	1.15E+02	2.84E+00	3.26E-03	3.26E-03	5.89E-03	2.77E-02	1.14E-01	5.56E-01	1.47E+00	2.70E+00	
=====	=====	=====	=====	=====	=====	=====	=====	=====	=====	=====	=====
\$ALL is total dose summed for all nuclides.											

\$ALL is total dose summed for all nuclides.

S_{ALL} is total risk summed for all nuclides.

0		Probabilistic Dose vs Pathway(i): Ground External							
0Nuclide		DOSE(i,j,t), mrem/yr							
(j)	t=	0.00E+00	1.00E+00	3.00E+00	1.00E+01	3.00E+01	1.00E+02	3.00E+02	1.00E+03
Pb-210									
Min		0.00E+00	0.00E+00	0.00E+00	0.00E+00	0.00E+00	0.00E+00	0.00E+00	0.00E+00
Max		1.76E-14	1.71E-14	1.60E-14	1.29E-14	6.95E-15	7.95E-16	1.62E-18	0.00E+00
Avg		4.13E-17	4.00E-17	3.75E-17	3.00E-17	1.61E-17	1.81E-18	3.65E-21	0.00E+00
Std		5.62E-16	5.45E-16	5.12E-16	4.12E-16	2.22E-16	2.53E-17	5.16E-20	0.00E+00
Ra-226									
Min		1.31E-14	1.31E-14	1.31E-14	1.31E-14	1.30E-14	1.27E-14	1.19E-14	0.00E+00
Max		1.04E-03	1.04E-03	1.04E-03	1.03E-03	1.02E-03	9.90E-04	9.04E-04	6.57E-04
Avg		8.68E-06	8.68E-06	8.67E-06	8.65E-06	8.59E-06	8.39E-06	7.84E-06	6.34E-06
Std		5.14E-05	5.14E-05	5.13E-05	5.12E-05	5.08E-05	4.96E-05	4.62E-05	3.72E-05
Ra-228									
Min		9.21E-13	2.23E-12	3.30E-12	2.30E-12	2.24E-13	4.89E-17	0.00E+00	0.00E+00
Max		1.20E-02	2.42E-02	3.41E-02	2.31E-02	2.25E-03	4.89E-07	1.68E-17	0.00E+00
Avg		1.13E-04	2.39E-04	3.41E-04	2.33E-04	2.26E-05	4.90E-09	1.67E-19	0.00E+00
Std		6.20E-04	1.28E-03	1.81E-03	1.23E-03	1.19E-04	2.58E-08	8.70E-19	0.00E+00
Th-228									
Min		4.94E-12	3.44E-12	1.67E-12	1.32E-13	9.43E-17	0.00E+00	0.00E+00	0.00E+00
Max		4.78E-02	3.33E-02	1.61E-02	1.28E-03	9.11E-07	8.84E-18	0.00E+00	0.00E+00
Avg		4.86E-04	3.39E-04	1.64E-04	1.30E-05	9.30E-09	9.08E-20	0.00E+00	0.00E+00
Std		2.56E-03	1.78E-03	8.63E-04	6.84E-05	4.89E-08	4.77E-19	0.00E+00	0.00E+00
Th-230									
Min		1.29E-16	3.87E-16	9.03E-16	2.71E-15	7.85E-15	2.57E-14	7.53E-14	2.35E-13
Max		1.02E-05	3.06E-05	7.14E-05	2.14E-04	6.19E-04	2.01E-03	5.79E-03	1.69E-02
Avg		8.55E-08	2.56E-07	5.98E-07	1.79E-06	5.20E-06	1.70E-05	5.00E-05	1.61E-04
Std		5.06E-07	1.52E-06	3.54E-06	1.06E-05	3.08E-05	1.01E-04	2.95E-04	9.42E-04
Th-232									
Min		3.87E-14	2.35E-13	9.33E-13	3.48E-12	5.69E-12	5.96E-12	6.10E-12	6.58E-12
Max		5.62E-04	2.81E-03	1.01E-02	3.59E-02	5.82E-02	6.07E-02	6.14E-02	6.41E-02
Avg		5.20E-06	2.71E-05	1.00E-04	3.59E-04	5.84E-04	6.13E-04	6.32E-04	7.12E-04
Std		2.89E-05	1.47E-04	5.35E-04	1.91E-03	3.09E-03	3.24E-03	3.33E-03	3.75E-03
\$ALL									
Min		5.91E-12	5.91E-12	5.92E-12	5.92E-12	5.94E-12	6.00E-12	6.18E-12	6.83E-12
Max		6.13E-02	6.14E-02	6.14E-02	6.16E-02	6.21E-02	6.37E-02	6.81E-02	8.16E-02
Avg		6.14E-04	6.14E-04	6.14E-04	6.16E-04	6.21E-04	6.38E-04	6.90E-04	8.79E-04
Std		3.26E-03	3.26E-03	3.26E-03	3.27E-03	3.30E-03	3.39E-03	3.67E-03	4.73E-03

=====

\$ALL is total pathway dose summed for all nuclides.

0	Probabilistic Dose vs Pathway(i):				Inhalation (w/o Radon)				
ONuclide	DOSE(i,j,t), mrem/yr								
(j)	t=	0.00E+00	1.00E+00	3.00E+00	1.00E+01	3.00E+01	1.00E+02	3.00E+02	1.00E+03
<hr/>									
Pb-210									
Min		0.00E+00	0.00E+00	0.00E+00	0.00E+00	0.00E+00	0.00E+00	0.00E+00	0.00E+00
Max		0.00E+00	0.00E+00	0.00E+00	0.00E+00	0.00E+00	0.00E+00	0.00E+00	0.00E+00
Avg		0.00E+00	0.00E+00	0.00E+00	0.00E+00	0.00E+00	0.00E+00	0.00E+00	0.00E+00
Std		0.00E+00	0.00E+00	0.00E+00	0.00E+00	0.00E+00	0.00E+00	0.00E+00	0.00E+00
Ra-226									
Min		0.00E+00	0.00E+00	0.00E+00	0.00E+00	0.00E+00	0.00E+00	0.00E+00	0.00E+00
Max		0.00E+00	0.00E+00	0.00E+00	0.00E+00	0.00E+00	0.00E+00	0.00E+00	0.00E+00
Avg		0.00E+00	0.00E+00	0.00E+00	0.00E+00	0.00E+00	0.00E+00	0.00E+00	0.00E+00
Std		0.00E+00	0.00E+00	0.00E+00	0.00E+00	0.00E+00	0.00E+00	0.00E+00	0.00E+00
Ra-228									
Min		0.00E+00	0.00E+00	0.00E+00	0.00E+00	0.00E+00	0.00E+00	0.00E+00	0.00E+00
Max		0.00E+00	0.00E+00	0.00E+00	0.00E+00	0.00E+00	0.00E+00	0.00E+00	0.00E+00
Avg		0.00E+00	0.00E+00	0.00E+00	0.00E+00	0.00E+00	0.00E+00	0.00E+00	0.00E+00
Std		0.00E+00	0.00E+00	0.00E+00	0.00E+00	0.00E+00	0.00E+00	0.00E+00	0.00E+00
Th-228									
Min		0.00E+00	0.00E+00	0.00E+00	0.00E+00	0.00E+00	0.00E+00	0.00E+00	0.00E+00
Max		0.00E+00	0.00E+00	0.00E+00	0.00E+00	0.00E+00	0.00E+00	0.00E+00	0.00E+00
Avg		0.00E+00	0.00E+00	0.00E+00	0.00E+00	0.00E+00	0.00E+00	0.00E+00	0.00E+00
Std		0.00E+00	0.00E+00	0.00E+00	0.00E+00	0.00E+00	0.00E+00	0.00E+00	0.00E+00
Th-230									
Min		0.00E+00	0.00E+00	0.00E+00	0.00E+00	0.00E+00	0.00E+00	0.00E+00	0.00E+00
Max		0.00E+00	0.00E+00	0.00E+00	0.00E+00	0.00E+00	0.00E+00	0.00E+00	0.00E+00
Avg		0.00E+00	0.00E+00	0.00E+00	0.00E+00	0.00E+00	0.00E+00	0.00E+00	0.00E+00
Std		0.00E+00	0.00E+00	0.00E+00	0.00E+00	0.00E+00	0.00E+00	0.00E+00	0.00E+00
Th-232									
Min		0.00E+00	0.00E+00	0.00E+00	0.00E+00	0.00E+00	0.00E+00	0.00E+00	0.00E+00
Max		0.00E+00	0.00E+00	0.00E+00	0.00E+00	0.00E+00	0.00E+00	0.00E+00	0.00E+00
Avg		0.00E+00	0.00E+00	0.00E+00	0.00E+00	0.00E+00	0.00E+00	0.00E+00	0.00E+00
Std		0.00E+00	0.00E+00	0.00E+00	0.00E+00	0.00E+00	0.00E+00	0.00E+00	0.00E+00
\$ALL									
Min		0.00E+00	0.00E+00	0.00E+00	0.00E+00	0.00E+00	0.00E+00	0.00E+00	0.00E+00
Max		0.00E+00	0.00E+00	0.00E+00	0.00E+00	0.00E+00	0.00E+00	0.00E+00	0.00E+00
Avg		0.00E+00	0.00E+00	0.00E+00	0.00E+00	0.00E+00	0.00E+00	0.00E+00	0.00E+00
Std		0.00E+00	0.00E+00	0.00E+00	0.00E+00	0.00E+00	0.00E+00	0.00E+00	0.00E+00
*****		*****	*****	*****	*****	*****	*****	*****	*****

 \$ALL is total pathway dose summed for all nuclides.

0		Probabilistic Dose vs Pathway(i): Radon (Water Ind.)							
ONuclide	t=	DOSE(i,j,t), mrem/yr							
(j)		0.00E+00	1.00E+00	3.00E+00	1.00E+01	3.00E+01	1.00E+02	3.00E+02	1.00E+03
Pb-210									
Min		0.00E+00	0.00E+00	0.00E+00	0.00E+00	0.00E+00	0.00E+00	0.00E+00	0.00E+00
Max		0.00E+00	0.00E+00	0.00E+00	0.00E+00	0.00E+00	0.00E+00	0.00E+00	0.00E+00
Avg		0.00E+00	0.00E+00	0.00E+00	0.00E+00	0.00E+00	0.00E+00	0.00E+00	0.00E+00
Std		0.00E+00	0.00E+00	0.00E+00	0.00E+00	0.00E+00	0.00E+00	0.00E+00	0.00E+00
Ra-226									
Min		0.00E+00	0.00E+00	0.00E+00	0.00E+00	0.00E+00	0.00E+00	0.00E+00	0.00E+00
Max		0.00E+00	0.00E+00	0.00E+00	0.00E+00	0.00E+00	0.00E+00	0.00E+00	0.00E+00
Avg		0.00E+00	0.00E+00	0.00E+00	0.00E+00	0.00E+00	0.00E+00	0.00E+00	0.00E+00
Std		0.00E+00	0.00E+00	0.00E+00	0.00E+00	0.00E+00	0.00E+00	0.00E+00	0.00E+00
Ra-228									
Min		0.00E+00	0.00E+00	0.00E+00	0.00E+00	0.00E+00	0.00E+00	0.00E+00	0.00E+00
Max		0.00E+00	0.00E+00	0.00E+00	0.00E+00	0.00E+00	0.00E+00	0.00E+00	0.00E+00
Avg		0.00E+00	0.00E+00	0.00E+00	0.00E+00	0.00E+00	0.00E+00	0.00E+00	0.00E+00
Std		0.00E+00	0.00E+00	0.00E+00	0.00E+00	0.00E+00	0.00E+00	0.00E+00	0.00E+00
Th-228									
Min		0.00E+00	0.00E+00	0.00E+00	0.00E+00	0.00E+00	0.00E+00	0.00E+00	0.00E+00
Max		0.00E+00	0.00E+00	0.00E+00	0.00E+00	0.00E+00	0.00E+00	0.00E+00	0.00E+00
Avg		0.00E+00	0.00E+00	0.00E+00	0.00E+00	0.00E+00	0.00E+00	0.00E+00	0.00E+00
Std		0.00E+00	0.00E+00	0.00E+00	0.00E+00	0.00E+00	0.00E+00	0.00E+00	0.00E+00
Th-230									
Min		0.00E+00	0.00E+00	0.00E+00	0.00E+00	0.00E+00	0.00E+00	0.00E+00	0.00E+00
Max		0.00E+00	0.00E+00	0.00E+00	0.00E+00	0.00E+00	0.00E+00	0.00E+00	0.00E+00
Avg		0.00E+00	0.00E+00	0.00E+00	0.00E+00	0.00E+00	0.00E+00	0.00E+00	0.00E+00
Std		0.00E+00	0.00E+00	0.00E+00	0.00E+00	0.00E+00	0.00E+00	0.00E+00	0.00E+00
Th-232									
Min		0.00E+00	0.00E+00	0.00E+00	0.00E+00	0.00E+00	0.00E+00	0.00E+00	0.00E+00
Max		0.00E+00	0.00E+00	0.00E+00	0.00E+00	0.00E+00	0.00E+00	0.00E+00	0.00E+00
Avg		0.00E+00	0.00E+00	0.00E+00	0.00E+00	0.00E+00	0.00E+00	0.00E+00	0.00E+00
Std		0.00E+00	0.00E+00	0.00E+00	0.00E+00	0.00E+00	0.00E+00	0.00E+00	0.00E+00
\$ALL									
Min		0.00E+00	0.00E+00	0.00E+00	0.00E+00	0.00E+00	0.00E+00	0.00E+00	0.00E+00
Max		0.00E+00	0.00E+00	0.00E+00	0.00E+00	0.00E+00	0.00E+00	0.00E+00	0.00E+00
Avg		0.00E+00	0.00E+00	0.00E+00	0.00E+00	0.00E+00	0.00E+00	0.00E+00	0.00E+00
Std		0.00E+00	0.00E+00	0.00E+00	0.00E+00	0.00E+00	0.00E+00	0.00E+00	0.00E+00
=====		=====	=====	=====	=====	=====	=====	=====	=====

=====

\$ALL is total pathway dose summed for all nuclides.

0	Probabilistic Dose vs Pathway(i): Plant (Water Ind.)								
ONuclide (j)	t=	0.00E+00	1.00E+00	3.00E+00	1.00E+01	3.00E+01	1.00E+02	3.00E+02	1.00E+03
Pb-210									
Min	0.00E+00	0.00E+00	0.00E+00	0.00E+00	0.00E+00	0.00E+00	0.00E+00	0.00E+00	0.00E+00
Max	0.00E+00	0.00E+00	0.00E+00	0.00E+00	0.00E+00	0.00E+00	0.00E+00	0.00E+00	0.00E+00
Avg	0.00E+00	0.00E+00	0.00E+00	0.00E+00	0.00E+00	0.00E+00	0.00E+00	0.00E+00	0.00E+00
Std	0.00E+00	0.00E+00	0.00E+00	0.00E+00	0.00E+00	0.00E+00	0.00E+00	0.00E+00	0.00E+00
Ra-226									
Min	0.00E+00	0.00E+00	0.00E+00	0.00E+00	0.00E+00	0.00E+00	0.00E+00	0.00E+00	0.00E+00
Max	0.00E+00	0.00E+00	0.00E+00	0.00E+00	0.00E+00	0.00E+00	0.00E+00	0.00E+00	0.00E+00
Avg	0.00E+00	0.00E+00	0.00E+00	0.00E+00	0.00E+00	0.00E+00	0.00E+00	0.00E+00	0.00E+00
Std	0.00E+00	0.00E+00	0.00E+00	0.00E+00	0.00E+00	0.00E+00	0.00E+00	0.00E+00	0.00E+00
Ra-228									
Min	0.00E+00	0.00E+00	0.00E+00	0.00E+00	0.00E+00	0.00E+00	0.00E+00	0.00E+00	0.00E+00
Max	0.00E+00	0.00E+00	0.00E+00	0.00E+00	0.00E+00	0.00E+00	0.00E+00	0.00E+00	0.00E+00
Avg	0.00E+00	0.00E+00	0.00E+00	0.00E+00	0.00E+00	0.00E+00	0.00E+00	0.00E+00	0.00E+00
Std	0.00E+00	0.00E+00	0.00E+00	0.00E+00	0.00E+00	0.00E+00	0.00E+00	0.00E+00	0.00E+00
Th-228									
Min	0.00E+00	0.00E+00	0.00E+00	0.00E+00	0.00E+00	0.00E+00	0.00E+00	0.00E+00	0.00E+00
Max	0.00E+00	0.00E+00	0.00E+00	0.00E+00	0.00E+00	0.00E+00	0.00E+00	0.00E+00	0.00E+00
Avg	0.00E+00	0.00E+00	0.00E+00	0.00E+00	0.00E+00	0.00E+00	0.00E+00	0.00E+00	0.00E+00
Std	0.00E+00	0.00E+00	0.00E+00	0.00E+00	0.00E+00	0.00E+00	0.00E+00	0.00E+00	0.00E+00
Th-230									
Min	0.00E+00	0.00E+00	0.00E+00	0.00E+00	0.00E+00	0.00E+00	0.00E+00	0.00E+00	0.00E+00
Max	0.00E+00	0.00E+00	0.00E+00	0.00E+00	0.00E+00	0.00E+00	0.00E+00	0.00E+00	0.00E+00
Avg	0.00E+00	0.00E+00	0.00E+00	0.00E+00	0.00E+00	0.00E+00	0.00E+00	0.00E+00	0.00E+00
Std	0.00E+00	0.00E+00	0.00E+00	0.00E+00	0.00E+00	0.00E+00	0.00E+00	0.00E+00	0.00E+00
Th-232									
Min	0.00E+00	0.00E+00	0.00E+00	0.00E+00	0.00E+00	0.00E+00	0.00E+00	0.00E+00	0.00E+00
Max	0.00E+00	0.00E+00	0.00E+00	0.00E+00	0.00E+00	0.00E+00	0.00E+00	0.00E+00	0.00E+00
Avg	0.00E+00	0.00E+00	0.00E+00	0.00E+00	0.00E+00	0.00E+00	0.00E+00	0.00E+00	0.00E+00
Std	0.00E+00	0.00E+00	0.00E+00	0.00E+00	0.00E+00	0.00E+00	0.00E+00	0.00E+00	0.00E+00
\$ALL									
Min	0.00E+00	0.00E+00	0.00E+00	0.00E+00	0.00E+00	0.00E+00	0.00E+00	0.00E+00	0.00E+00
Max	0.00E+00	0.00E+00	0.00E+00	0.00E+00	0.00E+00	0.00E+00	0.00E+00	0.00E+00	0.00E+00
Avg	0.00E+00	0.00E+00	0.00E+00	0.00E+00	0.00E+00	0.00E+00	0.00E+00	0.00E+00	0.00E+00
Std	0.00E+00	0.00E+00	0.00E+00	0.00E+00	0.00E+00	0.00E+00	0.00E+00	0.00E+00	0.00E+00

=====

\$ALL is total pathway dose summed for all nuclides.

0	Probabilistic Dose vs Pathway(i): Meat (Water Ind.)								
ONuclide		DOSE(i,j,t), mrem/yr							
(j)	t=	0.00E+00	1.00E+00	3.00E+00	1.00E+01	3.00E+01	1.00E+02	3.00E+02	1.00E+03
Pb-210									
Min		0.00E+00	0.00E+00	0.00E+00	0.00E+00	0.00E+00	0.00E+00	0.00E+00	0.00E+00
Max		0.00E+00	0.00E+00	0.00E+00	0.00E+00	0.00E+00	0.00E+00	0.00E+00	0.00E+00
Avg		0.00E+00	0.00E+00	0.00E+00	0.00E+00	0.00E+00	0.00E+00	0.00E+00	0.00E+00
Std		0.00E+00	0.00E+00	0.00E+00	0.00E+00	0.00E+00	0.00E+00	0.00E+00	0.00E+00
Ra-226									
Min		0.00E+00	0.00E+00	0.00E+00	0.00E+00	0.00E+00	0.00E+00	0.00E+00	0.00E+00
Max		0.00E+00	0.00E+00	0.00E+00	0.00E+00	0.00E+00	0.00E+00	0.00E+00	0.00E+00
Avg		0.00E+00	0.00E+00	0.00E+00	0.00E+00	0.00E+00	0.00E+00	0.00E+00	0.00E+00
Std		0.00E+00	0.00E+00	0.00E+00	0.00E+00	0.00E+00	0.00E+00	0.00E+00	0.00E+00
Ra-228									
Min		0.00E+00	0.00E+00	0.00E+00	0.00E+00	0.00E+00	0.00E+00	0.00E+00	0.00E+00
Max		0.00E+00	0.00E+00	0.00E+00	0.00E+00	0.00E+00	0.00E+00	0.00E+00	0.00E+00
Avg		0.00E+00	0.00E+00	0.00E+00	0.00E+00	0.00E+00	0.00E+00	0.00E+00	0.00E+00
Std		0.00E+00	0.00E+00	0.00E+00	0.00E+00	0.00E+00	0.00E+00	0.00E+00	0.00E+00
Th-228									
Min		0.00E+00	0.00E+00	0.00E+00	0.00E+00	0.00E+00	0.00E+00	0.00E+00	0.00E+00
Max		0.00E+00	0.00E+00	0.00E+00	0.00E+00	0.00E+00	0.00E+00	0.00E+00	0.00E+00
Avg		0.00E+00	0.00E+00	0.00E+00	0.00E+00	0.00E+00	0.00E+00	0.00E+00	0.00E+00
Std		0.00E+00	0.00E+00	0.00E+00	0.00E+00	0.00E+00	0.00E+00	0.00E+00	0.00E+00
Th-230									
Min		0.00E+00	0.00E+00	0.00E+00	0.00E+00	0.00E+00	0.00E+00	0.00E+00	0.00E+00
Max		0.00E+00	0.00E+00	0.00E+00	0.00E+00	0.00E+00	0.00E+00	0.00E+00	0.00E+00
Avg		0.00E+00	0.00E+00	0.00E+00	0.00E+00	0.00E+00	0.00E+00	0.00E+00	0.00E+00
Std		0.00E+00	0.00E+00	0.00E+00	0.00E+00	0.00E+00	0.00E+00	0.00E+00	0.00E+00
Th-232									
Min		0.00E+00	0.00E+00	0.00E+00	0.00E+00	0.00E+00	0.00E+00	0.00E+00	0.00E+00
Max		0.00E+00	0.00E+00	0.00E+00	0.00E+00	0.00E+00	0.00E+00	0.00E+00	0.00E+00
Avg		0.00E+00	0.00E+00	0.00E+00	0.00E+00	0.00E+00	0.00E+00	0.00E+00	0.00E+00
Std		0.00E+00	0.00E+00	0.00E+00	0.00E+00	0.00E+00	0.00E+00	0.00E+00	0.00E+00
\$ALL									
Min		0.00E+00	0.00E+00	0.00E+00	0.00E+00	0.00E+00	0.00E+00	0.00E+00	0.00E+00
Max		0.00E+00	0.00E+00	0.00E+00	0.00E+00	0.00E+00	0.00E+00	0.00E+00	0.00E+00
Avg		0.00E+00	0.00E+00	0.00E+00	0.00E+00	0.00E+00	0.00E+00	0.00E+00	0.00E+00
Std		0.00E+00	0.00E+00	0.00E+00	0.00E+00	0.00E+00	0.00E+00	0.00E+00	0.00E+00
=====									

=====

\$ALL is total pathway dose summed for all nuclides.

Probabilistic Dose vs Pathway(i): Milk (Water Ind.)									
0 Nuclide	DOSE(i,j,t), mrem/yr								
(j)	t=	0.00E+00	1.00E+00	3.00E+00	1.00E+01	3.00E+01	1.00E+02	3.00E+02	1.00E+03
Pb-210									
Min	0.00E+00	0.00E+00	0.00E+00	0.00E+00	0.00E+00	0.00E+00	0.00E+00	0.00E+00	0.00E+00
Max	0.00E+00	0.00E+00	0.00E+00	0.00E+00	0.00E+00	0.00E+00	0.00E+00	0.00E+00	0.00E+00
Avg	0.00E+00	0.00E+00	0.00E+00	0.00E+00	0.00E+00	0.00E+00	0.00E+00	0.00E+00	0.00E+00
Std	0.00E+00	0.00E+00	0.00E+00	0.00E+00	0.00E+00	0.00E+00	0.00E+00	0.00E+00	0.00E+00
Ra-226									
Min	0.00E+00	0.00E+00	0.00E+00	0.00E+00	0.00E+00	0.00E+00	0.00E+00	0.00E+00	0.00E+00
Max	0.00E+00	0.00E+00	0.00E+00	0.00E+00	0.00E+00	0.00E+00	0.00E+00	0.00E+00	0.00E+00
Avg	0.00E+00	0.00E+00	0.00E+00	0.00E+00	0.00E+00	0.00E+00	0.00E+00	0.00E+00	0.00E+00
Std	0.00E+00	0.00E+00	0.00E+00	0.00E+00	0.00E+00	0.00E+00	0.00E+00	0.00E+00	0.00E+00
Ra-228									
Min	0.00E+00	0.00E+00	0.00E+00	0.00E+00	0.00E+00	0.00E+00	0.00E+00	0.00E+00	0.00E+00
Max	0.00E+00	0.00E+00	0.00E+00	0.00E+00	0.00E+00	0.00E+00	0.00E+00	0.00E+00	0.00E+00
Avg	0.00E+00	0.00E+00	0.00E+00	0.00E+00	0.00E+00	0.00E+00	0.00E+00	0.00E+00	0.00E+00
Std	0.00E+00	0.00E+00	0.00E+00	0.00E+00	0.00E+00	0.00E+00	0.00E+00	0.00E+00	0.00E+00
Th-228									
Min	0.00E+00	0.00E+00	0.00E+00	0.00E+00	0.00E+00	0.00E+00	0.00E+00	0.00E+00	0.00E+00
Max	0.00E+00	0.00E+00	0.00E+00	0.00E+00	0.00E+00	0.00E+00	0.00E+00	0.00E+00	0.00E+00
Avg	0.00E+00	0.00E+00	0.00E+00	0.00E+00	0.00E+00	0.00E+00	0.00E+00	0.00E+00	0.00E+00
Std	0.00E+00	0.00E+00	0.00E+00	0.00E+00	0.00E+00	0.00E+00	0.00E+00	0.00E+00	0.00E+00
Th-230									
Min	0.00E+00	0.00E+00	0.00E+00	0.00E+00	0.00E+00	0.00E+00	0.00E+00	0.00E+00	0.00E+00
Max	0.00E+00	0.00E+00	0.00E+00	0.00E+00	0.00E+00	0.00E+00	0.00E+00	0.00E+00	0.00E+00
Avg	0.00E+00	0.00E+00	0.00E+00	0.00E+00	0.00E+00	0.00E+00	0.00E+00	0.00E+00	0.00E+00
Std	0.00E+00	0.00E+00	0.00E+00	0.00E+00	0.00E+00	0.00E+00	0.00E+00	0.00E+00	0.00E+00
Th-232									
Min	0.00E+00	0.00E+00	0.00E+00	0.00E+00	0.00E+00	0.00E+00	0.00E+00	0.00E+00	0.00E+00
Max	0.00E+00	0.00E+00	0.00E+00	0.00E+00	0.00E+00	0.00E+00	0.00E+00	0.00E+00	0.00E+00
Avg	0.00E+00	0.00E+00	0.00E+00	0.00E+00	0.00E+00	0.00E+00	0.00E+00	0.00E+00	0.00E+00
Std	0.00E+00	0.00E+00	0.00E+00	0.00E+00	0.00E+00	0.00E+00	0.00E+00	0.00E+00	0.00E+00
\$ALL									
Min	0.00E+00	0.00E+00	0.00E+00	0.00E+00	0.00E+00	0.00E+00	0.00E+00	0.00E+00	0.00E+00
Max	0.00E+00	0.00E+00	0.00E+00	0.00E+00	0.00E+00	0.00E+00	0.00E+00	0.00E+00	0.00E+00
Avg	0.00E+00	0.00E+00	0.00E+00	0.00E+00	0.00E+00	0.00E+00	0.00E+00	0.00E+00	0.00E+00
Std	0.00E+00	0.00E+00	0.00E+00	0.00E+00	0.00E+00	0.00E+00	0.00E+00	0.00E+00	0.00E+00
=====	=====	=====	=====	=====	=====	=====	=====	=====	=====

\$ALL is total pathway dose summed for all nuclides.

Probabilistic Dose vs Pathway(i): Soil Ingestion									
0 Nuclide	DOSE(i,j,t), mrem/yr								
(j)	t=	0.00E+00	1.00E+00	3.00E+00	1.00E+01	3.00E+01	1.00E+02	3.00E+02	1.00E+03
Pb-210									
Min	0.00E+00	0.00E+00	0.00E+00	0.00E+00	0.00E+00	0.00E+00	0.00E+00	0.00E+00	0.00E+00
Max	0.00E+00	0.00E+00	0.00E+00	0.00E+00	0.00E+00	0.00E+00	0.00E+00	0.00E+00	0.00E+00
Avg	0.00E+00	0.00E+00	0.00E+00	0.00E+00	0.00E+00	0.00E+00	0.00E+00	0.00E+00	0.00E+00
Std	0.00E+00	0.00E+00	0.00E+00	0.00E+00	0.00E+00	0.00E+00	0.00E+00	0.00E+00	0.00E+00
Ra-226									
Min	0.00E+00	0.00E+00	0.00E+00	0.00E+00	0.00E+00	0.00E+00	0.00E+00	0.00E+00	0.00E+00
Max	0.00E+00	0.00E+00	0.00E+00	0.00E+00	0.00E+00	0.00E+00	0.00E+00	0.00E+00	0.00E+00
Avg	0.00E+00	0.00E+00	0.00E+00	0.00E+00	0.00E+00	0.00E+00	0.00E+00	0.00E+00	0.00E+00
Std	0.00E+00	0.00E+00	0.00E+00	0.00E+00	0.00E+00	0.00E+00	0.00E+00	0.00E+00	0.00E+00
Ra-228									
Min	0.00E+00	0.00E+00	0.00E+00	0.00E+00	0.00E+00	0.00E+00	0.00E+00	0.00E+00	0.00E+00
Max	0.00E+00	0.00E+00	0.00E+00	0.00E+00	0.00E+00	0.00E+00	0.00E+00	0.00E+00	0.00E+00
Avg	0.00E+00	0.00E+00	0.00E+00	0.00E+00	0.00E+00	0.00E+00	0.00E+00	0.00E+00	0.00E+00
Std	0.00E+00	0.00E+00	0.00E+00	0.00E+00	0.00E+00	0.00E+00	0.00E+00	0.00E+00	0.00E+00
Th-228									
Min	0.00E+00	0.00E+00	0.00E+00	0.00E+00	0.00E+00	0.00E+00	0.00E+00	0.00E+00	0.00E+00
Max	0.00E+00	0.00E+00	0.00E+00	0.00E+00	0.00E+00	0.00E+00	0.00E+00	0.00E+00	0.00E+00
Avg	0.00E+00	0.00E+00	0.00E+00	0.00E+00	0.00E+00	0.00E+00	0.00E+00	0.00E+00	0.00E+00
Std	0.00E+00	0.00E+00	0.00E+00	0.00E+00	0.00E+00	0.00E+00	0.00E+00	0.00E+00	0.00E+00
Th-230									
Min	0.00E+00	0.00E+00	0.00E+00	0.00E+00	0.00E+00	0.00E+00	0.00E+00	0.00E+00	0.00E+00
Max	0.00E+00	0.00E+00	0.00E+00	0.00E+00	0.00E+00	0.00E+00	0.00E+00	0.00E+00	0.00E+00
Avg	0.00E+00	0.00E+00	0.00E+00	0.00E+00	0.00E+00	0.00E+00	0.00E+00	0.00E+00	0.00E+00
Std	0.00E+00	0.00E+00	0.00E+00	0.00E+00	0.00E+00	0.00E+00	0.00E+00	0.00E+00	0.00E+00
Th-232									
Min	0.00E+00	0.00E+00	0.00E+00	0.00E+00	0.00E+00	0.00E+00	0.00E+00	0.00E+00	0.00E+00
Max	0.00E+00	0.00E+00	0.00E+00	0.00E+00	0.00E+00	0.00E+00	0.00E+00	0.00E+00	0.00E+00
Avg	0.00E+00	0.00E+00	0.00E+00	0.00E+00	0.00E+00	0.00E+00	0.00E+00	0.00E+00	0.00E+00
Std	0.00E+00	0.00E+00	0.00E+00	0.00E+00	0.00E+00	0.00E+00	0.00E+00	0.00E+00	0.00E+00
\$ALL									
Min	0.00E+00	0.00E+00	0.00E+00	0.00E+00	0.00E+00	0.00E+00	0.00E+00	0.00E+00	0.00E+00
Max	0.00E+00	0.00E+00	0.00E+00	0.00E+00	0.00E+00	0.00E+00	0.00E+00	0.00E+00	0.00E+00
Avg	0.00E+00	0.00E+00	0.00E+00	0.00E+00	0.00E+00	0.00E+00	0.00E+00	0.00E+00	0.00E+00
Std	0.00E+00	0.00E+00	0.00E+00	0.00E+00	0.00E+00	0.00E+00	0.00E+00	0.00E+00	0.00E+00
=====	=====	=====	=====	=====	=====	=====	=====	=====	=====

\$ALL is total pathway dose summed for all nuclides.

Probabilistic Dose vs Pathway(i): Water Ingestion								
0 Nuclide	DOSE(i,j,t), mrem/yr							
(j)	t=	0.00E+00	1.00E+00	3.00E+00	1.00E+01	3.00E+01	1.00E+02	3.00E+02
		1.00E+03						
Pb-210								
Min	0.00E+00	0.00E+00	0.00E+00	0.00E+00	0.00E+00	0.00E+00	0.00E+00	0.00E+00
Max	0.00E+00	0.00E+00	0.00E+00	0.00E+00	0.00E+00	0.00E+00	0.00E+00	0.00E+00
Avg	0.00E+00	0.00E+00	0.00E+00	0.00E+00	0.00E+00	0.00E+00	0.00E+00	0.00E+00
Std	0.00E+00	0.00E+00	0.00E+00	0.00E+00	0.00E+00	0.00E+00	0.00E+00	0.00E+00
Ra-226								
Min	0.00E+00	0.00E+00	0.00E+00	0.00E+00	0.00E+00	0.00E+00	0.00E+00	0.00E+00
Max	0.00E+00	0.00E+00	0.00E+00	0.00E+00	0.00E+00	0.00E+00	0.00E+00	0.00E+00
Avg	0.00E+00	0.00E+00	0.00E+00	0.00E+00	0.00E+00	0.00E+00	0.00E+00	0.00E+00
Std	0.00E+00	0.00E+00	0.00E+00	0.00E+00	0.00E+00	0.00E+00	0.00E+00	0.00E+00
Ra-228								
Min	0.00E+00	0.00E+00	0.00E+00	0.00E+00	0.00E+00	0.00E+00	0.00E+00	0.00E+00
Max	0.00E+00	0.00E+00	0.00E+00	0.00E+00	0.00E+00	0.00E+00	0.00E+00	0.00E+00
Avg	0.00E+00	0.00E+00	0.00E+00	0.00E+00	0.00E+00	0.00E+00	0.00E+00	0.00E+00
Std	0.00E+00	0.00E+00	0.00E+00	0.00E+00	0.00E+00	0.00E+00	0.00E+00	0.00E+00
Th-228								
Min	0.00E+00	0.00E+00	0.00E+00	0.00E+00	0.00E+00	0.00E+00	0.00E+00	0.00E+00
Max	0.00E+00	0.00E+00	0.00E+00	0.00E+00	0.00E+00	0.00E+00	0.00E+00	0.00E+00
Avg	0.00E+00	0.00E+00	0.00E+00	0.00E+00	0.00E+00	0.00E+00	0.00E+00	0.00E+00
Std	0.00E+00	0.00E+00	0.00E+00	0.00E+00	0.00E+00	0.00E+00	0.00E+00	0.00E+00
Th-230								
Min	0.00E+00	0.00E+00	0.00E+00	0.00E+00	0.00E+00	0.00E+00	0.00E+00	0.00E+00
Max	0.00E+00	0.00E+00	0.00E+00	0.00E+00	0.00E+00	0.00E+00	0.00E+00	0.00E+00
Avg	0.00E+00	0.00E+00	0.00E+00	0.00E+00	0.00E+00	0.00E+00	0.00E+00	0.00E+00
Std	0.00E+00	0.00E+00	0.00E+00	0.00E+00	0.00E+00	0.00E+00	0.00E+00	0.00E+00
Th-232								
Min	0.00E+00	0.00E+00	0.00E+00	0.00E+00	0.00E+00	0.00E+00	0.00E+00	0.00E+00
Max	0.00E+00	0.00E+00	0.00E+00	0.00E+00	0.00E+00	0.00E+00	0.00E+00	0.00E+00
Avg	0.00E+00	0.00E+00	0.00E+00	0.00E+00	0.00E+00	0.00E+00	0.00E+00	0.00E+00
Std	0.00E+00	0.00E+00	0.00E+00	0.00E+00	0.00E+00	0.00E+00	0.00E+00	0.00E+00
\$ALL								
Min	0.00E+00	0.00E+00	0.00E+00	0.00E+00	0.00E+00	0.00E+00	0.00E+00	0.00E+00
Max	0.00E+00	0.00E+00	0.00E+00	0.00E+00	0.00E+00	0.00E+00	0.00E+00	0.00E+00
Avg	0.00E+00	0.00E+00	0.00E+00	0.00E+00	0.00E+00	0.00E+00	0.00E+00	0.00E+00
Std	0.00E+00	0.00E+00	0.00E+00	0.00E+00	0.00E+00	0.00E+00	0.00E+00	0.00E+00

=====

\$ALL is total pathway dose summed for all nuclides.

0	Probabilistic Dose vs Pathway(i): Fish Ingestion								
ONuclide (j)	t=	0.00E+00	1.00E+00	3.00E+00	1.00E+01	3.00E+01	1.00E+02	3.00E+02	1.00E+03
DOSE(i,j,t), mrem/yr									
Pb-210									
Min	0.00E+00	0.00E+00	0.00E+00	0.00E+00	0.00E+00	0.00E+00	0.00E+00	0.00E+00	0.00E+00
Max	0.00E+00	0.00E+00	0.00E+00	3.35E-03	4.92E-02	3.76E-02	2.31E-02	3.90E-11	
Avg	0.00E+00	0.00E+00	0.00E+00	2.23E-06	3.96E-05	6.09E-05	1.59E-05	3.71E-14	
Std	0.00E+00	0.00E+00	0.00E+00	8.65E-05	1.30E-03	1.33E-03	5.97E-04	1.07E-12	
Ra-226									
Min	0.00E+00	0.00E+00	0.00E+00	0.00E+00	0.00E+00	0.00E+00	0.00E+00	0.00E+00	0.00E+00
Max	0.00E+00	0.00E+00	0.00E+00	3.69E-03	8.86E-02	2.27E+00	9.40E+00	3.48E+00	
Avg	0.00E+00	0.00E+00	0.00E+00	2.46E-06	6.49E-05	2.02E-03	7.31E-03	2.42E-03	
Std	0.00E+00	0.00E+00	0.00E+00	9.51E-05	2.30E-03	6.03E-02	2.44E-01	8.99E-02	
Ra-228									
Min	0.00E+00	0.00E+00	0.00E+00	0.00E+00	0.00E+00	0.00E+00	0.00E+00	0.00E+00	0.00E+00
Max	0.00E+00	3.93E-04	1.03E-01	5.83E-01	2.31E-01	2.20E-04	1.79E-14	0.00E+00	
Avg	0.00E+00	3.03E-07	7.01E-05	4.94E-04	3.55E-04	2.80E-07	2.12E-17	0.00E+00	
Std	0.00E+00	1.03E-05	2.66E-03	1.52E-02	8.19E-03	6.89E-06	5.43E-16	0.00E+00	
Th-228									
Min	0.00E+00	0.00E+00	0.00E+00	0.00E+00	0.00E+00	0.00E+00	0.00E+00	0.00E+00	0.00E+00
Max	0.00E+00	3.37E-03	7.68E-02	3.02E-02	7.06E-05	1.82E-15	0.00E+00	0.00E+00	
Avg	0.00E+00	2.64E-06	5.29E-05	2.56E-05	9.69E-08	4.39E-18	0.00E+00	0.00E+00	
Std	0.00E+00	8.84E-05	1.98E-03	7.91E-04	2.18E-06	7.30E-17	0.00E+00	0.00E+00	
Th-230									
Min	0.00E+00	0.00E+00	0.00E+00	0.00E+00	0.00E+00	0.00E+00	0.00E+00	0.00E+00	0.00E+00
Max	0.00E+00	0.00E+00	2.89E-05	1.05E-01	4.25E-01	1.56E+00	2.10E+01	4.30E+01	
Avg	0.00E+00	0.00E+00	1.93E-08	7.33E-05	4.97E-04	5.19E-03	4.14E-02	1.53E-01	
Std	0.00E+00	0.00E+00	7.45E-07	2.71E-03	1.23E-02	7.02E-02	6.25E-01	1.68E+00	
Th-232									
Min	0.00E+00	0.00E+00	0.00E+00	0.00E+00	0.00E+00	0.00E+00	0.00E+00	0.00E+00	0.00E+00
Max	0.00E+00	4.34E-06	1.06E-02	4.46E-01	3.29E+00	1.53E+01	2.76E+01	4.48E+01	
Avg	0.00E+00	3.89E-09	7.18E-06	3.25E-04	5.63E-03	3.89E-02	9.62E-02	2.31E-01	
Std	0.00E+00	1.18E-07	2.73E-04	1.15E-02	1.09E-01	5.46E-01	1.21E+00	2.05E+00	
\$ALL									
Min	0.00E+00	0.00E+00	0.00E+00	0.00E+00	0.00E+00	0.00E+00	0.00E+00	0.00E+00	0.00E+00
Max	0.00E+00	3.77E-03	1.90E-01	1.06E+00	3.29E+00	1.53E+01	3.04E+01	4.48E+01	
Avg	0.00E+00	2.95E-06	1.30E-04	9.23E-04	6.59E-03	4.62E-02	1.45E-01	3.87E-01	
Std	0.00E+00	9.87E-05	4.92E-03	2.76E-02	1.13E-01	5.56E-01	1.47E+00	2.70E+00	
=====	=====	=====	=====	=====	=====	=====	=====	=====	=====
\$ALL is total pathway dose summed for all nuclides.									

\$ALL is total pathway dose summed for all nuclides.

0	Probabilistic		Dose vs Pathway(i):		Radon (Water Dep.)				
ONuclide	DOSE(i,j,t), mrem/yr								
(j)	t=	0.00E+00	1.00E+00	3.00E+00	1.00E+01	3.00E+01	1.00E+02	3.00E+02	1.00E+03
Pb-210									
Min	0.00E+00	0.00E+00	0.00E+00	0.00E+00	0.00E+00	0.00E+00	0.00E+00	0.00E+00	0.00E+00
Max	0.00E+00	0.00E+00	0.00E+00	0.00E+00	0.00E+00	0.00E+00	0.00E+00	0.00E+00	0.00E+00
Avg	0.00E+00	0.00E+00	0.00E+00	0.00E+00	0.00E+00	0.00E+00	0.00E+00	0.00E+00	0.00E+00
Std	0.00E+00	0.00E+00	0.00E+00	0.00E+00	0.00E+00	0.00E+00	0.00E+00	0.00E+00	0.00E+00
Ra-226									
Min	0.00E+00	0.00E+00	0.00E+00	0.00E+00	0.00E+00	0.00E+00	0.00E+00	0.00E+00	0.00E+00
Max	0.00E+00	0.00E+00	0.00E+00	0.00E+00	0.00E+00	0.00E+00	0.00E+00	0.00E+00	0.00E+00
Avg	0.00E+00	0.00E+00	0.00E+00	0.00E+00	0.00E+00	0.00E+00	0.00E+00	0.00E+00	0.00E+00
Std	0.00E+00	0.00E+00	0.00E+00	0.00E+00	0.00E+00	0.00E+00	0.00E+00	0.00E+00	0.00E+00
Ra-228									
Min	0.00E+00	0.00E+00	0.00E+00	0.00E+00	0.00E+00	0.00E+00	0.00E+00	0.00E+00	0.00E+00
Max	0.00E+00	0.00E+00	0.00E+00	0.00E+00	0.00E+00	0.00E+00	0.00E+00	0.00E+00	0.00E+00
Avg	0.00E+00	0.00E+00	0.00E+00	0.00E+00	0.00E+00	0.00E+00	0.00E+00	0.00E+00	0.00E+00
Std	0.00E+00	0.00E+00	0.00E+00	0.00E+00	0.00E+00	0.00E+00	0.00E+00	0.00E+00	0.00E+00
Th-228									
Min	0.00E+00	0.00E+00	0.00E+00	0.00E+00	0.00E+00	0.00E+00	0.00E+00	0.00E+00	0.00E+00
Max	0.00E+00	0.00E+00	0.00E+00	0.00E+00	0.00E+00	0.00E+00	0.00E+00	0.00E+00	0.00E+00
Avg	0.00E+00	0.00E+00	0.00E+00	0.00E+00	0.00E+00	0.00E+00	0.00E+00	0.00E+00	0.00E+00
Std	0.00E+00	0.00E+00	0.00E+00	0.00E+00	0.00E+00	0.00E+00	0.00E+00	0.00E+00	0.00E+00
Th-230									
Min	0.00E+00	0.00E+00	0.00E+00	0.00E+00	0.00E+00	0.00E+00	0.00E+00	0.00E+00	0.00E+00
Max	0.00E+00	0.00E+00	0.00E+00	0.00E+00	0.00E+00	0.00E+00	0.00E+00	0.00E+00	0.00E+00
Avg	0.00E+00	0.00E+00	0.00E+00	0.00E+00	0.00E+00	0.00E+00	0.00E+00	0.00E+00	0.00E+00
Std	0.00E+00	0.00E+00	0.00E+00	0.00E+00	0.00E+00	0.00E+00	0.00E+00	0.00E+00	0.00E+00
Th-232									
Min	0.00E+00	0.00E+00	0.00E+00	0.00E+00	0.00E+00	0.00E+00	0.00E+00	0.00E+00	0.00E+00
Max	0.00E+00	0.00E+00	0.00E+00	0.00E+00	0.00E+00	0.00E+00	0.00E+00	0.00E+00	0.00E+00
Avg	0.00E+00	0.00E+00	0.00E+00	0.00E+00	0.00E+00	0.00E+00	0.00E+00	0.00E+00	0.00E+00
Std	0.00E+00	0.00E+00	0.00E+00	0.00E+00	0.00E+00	0.00E+00	0.00E+00	0.00E+00	0.00E+00
\$ALL									
Min	0.00E+00	0.00E+00	0.00E+00	0.00E+00	0.00E+00	0.00E+00	0.00E+00	0.00E+00	0.00E+00
Max	0.00E+00	0.00E+00	0.00E+00	0.00E+00	0.00E+00	0.00E+00	0.00E+00	0.00E+00	0.00E+00
Avg	0.00E+00	0.00E+00	0.00E+00	0.00E+00	0.00E+00	0.00E+00	0.00E+00	0.00E+00	0.00E+00
Std	0.00E+00	0.00E+00	0.00E+00	0.00E+00	0.00E+00	0.00E+00	0.00E+00	0.00E+00	0.00E+00
=====	=====	=====	=====	=====	=====	=====	=====	=====	=====
\$ALL is total pathway dose summed for all nuclides.									

\$ALL is total pathway dose summed for all nuclides.

0 ONuclide	Probabilistic Dose vs Pathway(i): Plant (Water Dep.)								
(j)	t=	0.00E+00	1.00E+00	3.00E+00	1.00E+01	3.00E+01	1.00E+02	3.00E+02	1.00E+03
Pb-210									
Min		0.00E+00	0.00E+00	0.00E+00	0.00E+00	0.00E+00	0.00E+00	0.00E+00	0.00E+00
Max		0.00E+00	0.00E+00	0.00E+00	0.00E+00	0.00E+00	0.00E+00	0.00E+00	0.00E+00
Avg		0.00E+00	0.00E+00	0.00E+00	0.00E+00	0.00E+00	0.00E+00	0.00E+00	0.00E+00
Std		0.00E+00	0.00E+00	0.00E+00	0.00E+00	0.00E+00	0.00E+00	0.00E+00	0.00E+00
Ra-226									
Min		0.00E+00	0.00E+00	0.00E+00	0.00E+00	0.00E+00	0.00E+00	0.00E+00	0.00E+00
Max		0.00E+00	0.00E+00	0.00E+00	0.00E+00	0.00E+00	0.00E+00	0.00E+00	0.00E+00
Avg		0.00E+00	0.00E+00	0.00E+00	0.00E+00	0.00E+00	0.00E+00	0.00E+00	0.00E+00
Std		0.00E+00	0.00E+00	0.00E+00	0.00E+00	0.00E+00	0.00E+00	0.00E+00	0.00E+00
Ra-228									
Min		0.00E+00	0.00E+00	0.00E+00	0.00E+00	0.00E+00	0.00E+00	0.00E+00	0.00E+00
Max		0.00E+00	0.00E+00	0.00E+00	0.00E+00	0.00E+00	0.00E+00	0.00E+00	0.00E+00
Avg		0.00E+00	0.00E+00	0.00E+00	0.00E+00	0.00E+00	0.00E+00	0.00E+00	0.00E+00
Std		0.00E+00	0.00E+00	0.00E+00	0.00E+00	0.00E+00	0.00E+00	0.00E+00	0.00E+00
Th-228									
Min		0.00E+00	0.00E+00	0.00E+00	0.00E+00	0.00E+00	0.00E+00	0.00E+00	0.00E+00
Max		0.00E+00	0.00E+00	0.00E+00	0.00E+00	0.00E+00	0.00E+00	0.00E+00	0.00E+00
Avg		0.00E+00	0.00E+00	0.00E+00	0.00E+00	0.00E+00	0.00E+00	0.00E+00	0.00E+00
Std		0.00E+00	0.00E+00	0.00E+00	0.00E+00	0.00E+00	0.00E+00	0.00E+00	0.00E+00
Th-230									
Min		0.00E+00	0.00E+00	0.00E+00	0.00E+00	0.00E+00	0.00E+00	0.00E+00	0.00E+00
Max		0.00E+00	0.00E+00	0.00E+00	0.00E+00	0.00E+00	0.00E+00	0.00E+00	0.00E+00
Avg		0.00E+00	0.00E+00	0.00E+00	0.00E+00	0.00E+00	0.00E+00	0.00E+00	0.00E+00
Std		0.00E+00	0.00E+00	0.00E+00	0.00E+00	0.00E+00	0.00E+00	0.00E+00	0.00E+00
Th-232									
Min		0.00E+00	0.00E+00	0.00E+00	0.00E+00	0.00E+00	0.00E+00	0.00E+00	0.00E+00
Max		0.00E+00	0.00E+00	0.00E+00	0.00E+00	0.00E+00	0.00E+00	0.00E+00	0.00E+00
Avg		0.00E+00	0.00E+00	0.00E+00	0.00E+00	0.00E+00	0.00E+00	0.00E+00	0.00E+00
Std		0.00E+00	0.00E+00	0.00E+00	0.00E+00	0.00E+00	0.00E+00	0.00E+00	0.00E+00
\$ALL									
Min		0.00E+00	0.00E+00	0.00E+00	0.00E+00	0.00E+00	0.00E+00	0.00E+00	0.00E+00
Max		0.00E+00	0.00E+00	0.00E+00	0.00E+00	0.00E+00	0.00E+00	0.00E+00	0.00E+00
Avg		0.00E+00	0.00E+00	0.00E+00	0.00E+00	0.00E+00	0.00E+00	0.00E+00	0.00E+00
Std		0.00E+00	0.00E+00	0.00E+00	0.00E+00	0.00E+00	0.00E+00	0.00E+00	0.00E+00

=====

\$ALL is total pathway dose summed for all nuclides.

0	Probabilistic Dose vs Pathway(i):				Meat (Water Dep.)				
0	DOSE(1,j,t), mrem/yr								
0	t=	0.00E+00	1.00E+00	3.00E+00	1.00E+01	3.00E+01	1.00E+02	3.00E+02	1.00E+03
<hr/>									
Pb-210									
Min		0.00E+00	0.00E+00	0.00E+00	0.00E+00	0.00E+00	0.00E+00	0.00E+00	0.00E+00
Max		0.00E+00	0.00E+00	0.00E+00	0.00E+00	0.00E+00	0.00E+00	0.00E+00	0.00E+00
Avg		0.00E+00	0.00E+00	0.00E+00	0.00E+00	0.00E+00	0.00E+00	0.00E+00	0.00E+00
Std		0.00E+00	0.00E+00	0.00E+00	0.00E+00	0.00E+00	0.00E+00	0.00E+00	0.00E+00
Ra-226									
Min		0.00E+00	0.00E+00	0.00E+00	0.00E+00	0.00E+00	0.00E+00	0.00E+00	0.00E+00
Max		0.00E+00	0.00E+00	0.00E+00	0.00E+00	0.00E+00	0.00E+00	0.00E+00	0.00E+00
Avg		0.00E+00	0.00E+00	0.00E+00	0.00E+00	0.00E+00	0.00E+00	0.00E+00	0.00E+00
Std		0.00E+00	0.00E+00	0.00E+00	0.00E+00	0.00E+00	0.00E+00	0.00E+00	0.00E+00
Ra-228									
Min		0.00E+00	0.00E+00	0.00E+00	0.00E+00	0.00E+00	0.00E+00	0.00E+00	0.00E+00
Max		0.00E+00	0.00E+00	0.00E+00	0.00E+00	0.00E+00	0.00E+00	0.00E+00	0.00E+00
Avg		0.00E+00	0.00E+00	0.00E+00	0.00E+00	0.00E+00	0.00E+00	0.00E+00	0.00E+00
Std		0.00E+00	0.00E+00	0.00E+00	0.00E+00	0.00E+00	0.00E+00	0.00E+00	0.00E+00
Th-228									
Min		0.00E+00	0.00E+00	0.00E+00	0.00E+00	0.00E+00	0.00E+00	0.00E+00	0.00E+00
Max		0.00E+00	0.00E+00	0.00E+00	0.00E+00	0.00E+00	0.00E+00	0.00E+00	0.00E+00
Avg		0.00E+00	0.00E+00	0.00E+00	0.00E+00	0.00E+00	0.00E+00	0.00E+00	0.00E+00
Std		0.00E+00	0.00E+00	0.00E+00	0.00E+00	0.00E+00	0.00E+00	0.00E+00	0.00E+00
Th-230									
Min		0.00E+00	0.00E+00	0.00E+00	0.00E+00	0.00E+00	0.00E+00	0.00E+00	0.00E+00
Max		0.00E+00	0.00E+00	0.00E+00	0.00E+00	0.00E+00	0.00E+00	0.00E+00	0.00E+00
Avg		0.00E+00	0.00E+00	0.00E+00	0.00E+00	0.00E+00	0.00E+00	0.00E+00	0.00E+00
Std		0.00E+00	0.00E+00	0.00E+00	0.00E+00	0.00E+00	0.00E+00	0.00E+00	0.00E+00
Th-232									
Min		0.00E+00	0.00E+00	0.00E+00	0.00E+00	0.00E+00	0.00E+00	0.00E+00	0.00E+00
Max		0.00E+00	0.00E+00	0.00E+00	0.00E+00	0.00E+00	0.00E+00	0.00E+00	0.00E+00
Avg		0.00E+00	0.00E+00	0.00E+00	0.00E+00	0.00E+00	0.00E+00	0.00E+00	0.00E+00
Std		0.00E+00	0.00E+00	0.00E+00	0.00E+00	0.00E+00	0.00E+00	0.00E+00	0.00E+00
\$ALL									
Min		0.00E+00	0.00E+00	0.00E+00	0.00E+00	0.00E+00	0.00E+00	0.00E+00	0.00E+00
Max		0.00E+00	0.00E+00	0.00E+00	0.00E+00	0.00E+00	0.00E+00	0.00E+00	0.00E+00
Avg		0.00E+00	0.00E+00	0.00E+00	0.00E+00	0.00E+00	0.00E+00	0.00E+00	0.00E+00
Std		0.00E+00	0.00E+00	0.00E+00	0.00E+00	0.00E+00	0.00E+00	0.00E+00	0.00E+00
=====		=====	=====	=====	=====	=====	=====	=====	=====
\$ALL is total pathway dose summed for all nuclides.									

0		Probabilistic Dose vs Pathway(i): Milk (Water Dep.)								
0Nuclide	(j)	t=	0.00E+00	1.00E+00	3.00E+00	1.00E+01	3.00E+01	1.00E+02	3.00E+02	1.00E+03
DOSE(i,j,t), mrem/yr										
<hr/>										
Pb-210										
	Min		0.00E+00	0.00E+00	0.00E+00	0.00E+00	0.00E+00	0.00E+00	0.00E+00	0.00E+00
	Max		0.00E+00	0.00E+00	0.00E+00	0.00E+00	0.00E+00	0.00E+00	0.00E+00	0.00E+00
	Avg		0.00E+00	0.00E+00	0.00E+00	0.00E+00	0.00E+00	0.00E+00	0.00E+00	0.00E+00
	Std		0.00E+00	0.00E+00	0.00E+00	0.00E+00	0.00E+00	0.00E+00	0.00E+00	0.00E+00
Ra-226										
	Min		0.00E+00	0.00E+00	0.00E+00	0.00E+00	0.00E+00	0.00E+00	0.00E+00	0.00E+00
	Max		0.00E+00	0.00E+00	0.00E+00	0.00E+00	0.00E+00	0.00E+00	0.00E+00	0.00E+00
	Avg		0.00E+00	0.00E+00	0.00E+00	0.00E+00	0.00E+00	0.00E+00	0.00E+00	0.00E+00
	Std		0.00E+00	0.00E+00	0.00E+00	0.00E+00	0.00E+00	0.00E+00	0.00E+00	0.00E+00
Ra-228										
	Min		0.00E+00	0.00E+00	0.00E+00	0.00E+00	0.00E+00	0.00E+00	0.00E+00	0.00E+00
	Max		0.00E+00	0.00E+00	0.00E+00	0.00E+00	0.00E+00	0.00E+00	0.00E+00	0.00E+00
	Avg		0.00E+00	0.00E+00	0.00E+00	0.00E+00	0.00E+00	0.00E+00	0.00E+00	0.00E+00
	Std		0.00E+00	0.00E+00	0.00E+00	0.00E+00	0.00E+00	0.00E+00	0.00E+00	0.00E+00
Th-228										
	Min		0.00E+00	0.00E+00	0.00E+00	0.00E+00	0.00E+00	0.00E+00	0.00E+00	0.00E+00
	Max		0.00E+00	0.00E+00	0.00E+00	0.00E+00	0.00E+00	0.00E+00	0.00E+00	0.00E+00
	Avg		0.00E+00	0.00E+00	0.00E+00	0.00E+00	0.00E+00	0.00E+00	0.00E+00	0.00E+00
	Std		0.00E+00	0.00E+00	0.00E+00	0.00E+00	0.00E+00	0.00E+00	0.00E+00	0.00E+00
Th-230										
	Min		0.00E+00	0.00E+00	0.00E+00	0.00E+00	0.00E+00	0.00E+00	0.00E+00	0.00E+00
	Max		0.00E+00	0.00E+00	0.00E+00	0.00E+00	0.00E+00	0.00E+00	0.00E+00	0.00E+00
	Avg		0.00E+00	0.00E+00	0.00E+00	0.00E+00	0.00E+00	0.00E+00	0.00E+00	0.00E+00
	Std		0.00E+00	0.00E+00	0.00E+00	0.00E+00	0.00E+00	0.00E+00	0.00E+00	0.00E+00
Th-232										
	Min		0.00E+00	0.00E+00	0.00E+00	0.00E+00	0.00E+00	0.00E+00	0.00E+00	0.00E+00
	Max		0.00E+00	0.00E+00	0.00E+00	0.00E+00	0.00E+00	0.00E+00	0.00E+00	0.00E+00
	Avg		0.00E+00	0.00E+00	0.00E+00	0.00E+00	0.00E+00	0.00E+00	0.00E+00	0.00E+00
	Std		0.00E+00	0.00E+00	0.00E+00	0.00E+00	0.00E+00	0.00E+00	0.00E+00	0.00E+00
\$ALL										
	Min		0.00E+00	0.00E+00	0.00E+00	0.00E+00	0.00E+00	0.00E+00	0.00E+00	0.00E+00
	Max		0.00E+00	0.00E+00	0.00E+00	0.00E+00	0.00E+00	0.00E+00	0.00E+00	0.00E+00
	Avg		0.00E+00	0.00E+00	0.00E+00	0.00E+00	0.00E+00	0.00E+00	0.00E+00	0.00E+00
	Std		0.00E+00	0.00E+00	0.00E+00	0.00E+00	0.00E+00	0.00E+00	0.00E+00	0.00E+00
=====			=====	=====	=====	=====	=====	=====	=====	=====

\$ALL is total pathway dose summed for all nuclides.

Cumulative Probability Summary for: Total Dose Over Pathways

Cumulative Probability	Dose(t), mrem/yr							
	t= 0.00E+00	1.00E+00	3.00E+00	1.00E+01	3.00E+01	1.00E+02	3.00E+02	1.00E+03
0.025	2.53E-09	2.53E-09	2.53E-09	2.53E-09	2.53E-09	2.58E-09	2.94E-09	3.40E-09
0.050	1.02E-08	1.02E-08	1.02E-08	1.03E-08	1.04E-08	1.16E-08	1.27E-08	1.60E-08
0.075	2.80E-08	2.80E-08	2.80E-08	2.81E-08	2.87E-08	2.90E-08	3.13E-08	3.87E-08
0.100	4.50E-08	4.50E-08	4.50E-08	4.51E-08	4.61E-08	4.72E-08	4.95E-08	6.01E-08
0.125	6.90E-08	6.91E-08	6.92E-08	6.99E-08	7.22E-08	7.46E-08	8.40E-08	1.01E-07
0.150	1.03E-07	1.03E-07	1.03E-07	1.04E-07	1.06E-07	1.09E-07	1.22E-07	1.48E-07
0.175	1.40E-07	1.40E-07	1.40E-07	1.47E-07	1.51E-07	1.58E-07	1.80E-07	2.22E-07
0.200	2.27E-07	2.27E-07	2.27E-07	2.35E-07	2.38E-07	2.65E-07	2.97E-07	3.68E-07
0.225	3.52E-07	3.52E-07	3.52E-07	3.59E-07	3.65E-07	3.96E-07	4.21E-07	5.02E-07
0.250	4.62E-07	4.62E-07	4.62E-07	4.67E-07	4.91E-07	5.15E-07	5.54E-07	7.15E-07
0.275	6.34E-07	6.34E-07	6.34E-07	6.52E-07	6.92E-07	7.29E-07	7.64E-07	9.55E-07
0.300	8.22E-07	8.22E-07	8.23E-07	8.34E-07	8.71E-07	9.00E-07	1.00E-06	1.32E-06
0.325	1.15E-06	1.16E-06	1.16E-06	1.16E-06	1.21E-06	1.24E-06	1.38E-06	1.73E-06
0.350	1.46E-06	1.47E-06	1.47E-06	1.49E-06	1.56E-06	1.65E-06	1.80E-06	2.25E-06
0.375	1.87E-06	1.87E-06	1.87E-06	1.94E-06	2.05E-06	2.18E-06	2.41E-06	2.97E-06
0.400	2.47E-06	2.48E-06	2.49E-06	2.53E-06	2.68E-06	2.83E-06	3.08E-06	3.89E-06
0.425	3.20E-06	3.24E-06	3.24E-06	3.29E-06	3.57E-06	3.79E-06	4.07E-06	5.21E-06
0.450	4.23E-06	4.27E-06	4.27E-06	4.46E-06	4.62E-06	4.92E-06	5.25E-06	6.61E-06
0.475	5.06E-06	5.10E-06	5.10E-06	5.40E-06	5.64E-06	5.88E-06	6.42E-06	7.99E-06
0.500	6.34E-06	6.38E-06	6.38E-06	6.52E-06	6.71E-06	7.22E-06	7.66E-06	1.06E-05
0.525	7.46E-06	7.66E-06	7.67E-06	7.82E-06	8.57E-06	9.48E-06	1.06E-05	1.41E-05
0.550	1.03E-05	1.07E-05	1.08E-05	1.15E-05	1.21E-05	1.31E-05	1.49E-05	1.86E-05
0.575	1.39E-05	1.39E-05	1.40E-05	1.47E-05	1.54E-05	1.67E-05	1.80E-05	2.41E-05
0.600	1.71E-05	1.73E-05	1.77E-05	1.86E-05	1.95E-05	2.13E-05	2.42E-05	3.35E-05
0.625	2.24E-05	2.26E-05	2.26E-05	2.38E-05	2.53E-05	2.77E-05	3.13E-05	4.30E-05
0.650	2.83E-05	2.87E-05	2.92E-05	3.09E-05	3.32E-05	3.59E-05	4.17E-05	5.47E-05
0.675	3.54E-05	3.61E-05	3.69E-05	3.95E-05	4.14E-05	4.44E-05	5.29E-05	7.32E-05
0.700	4.44E-05	4.49E-05	4.49E-05	5.07E-05	5.41E-05	6.12E-05	7.08E-05	9.58E-05
0.725	5.93E-05	5.97E-05	5.97E-05	6.53E-05	7.20E-05	7.91E-05	9.95E-05	1.37E-04
0.750	7.92E-05	8.21E-05	8.21E-05	9.00E-05	9.90E-05	1.09E-04	1.26E-04	1.93E-04
0.775	1.06E-04	1.07E-04	1.07E-04	1.13E-04	1.25E-04	1.53E-04	1.80E-04	2.78E-04
0.800	1.44E-04	1.50E-04	1.50E-04	1.65E-04	1.80E-04	2.14E-04	2.81E-04	4.14E-04
0.825	1.99E-04	2.10E-04	2.10E-04	2.48E-04	2.81E-04	3.34E-04	4.21E-04	7.05E-04

Time Years	Summary of dose at graphical times, reptition 1							
	Dose statistics at graphical times, mrem/yr							
	Minimum	Maximum	Mean	Median	90%	95%	97.5%	99%
0.00E+00	2.02E-10	3.64E-02	6.21E-04	4.94E-06	7.76E-04	2.55E-03	7.62E-03	1.33E-02
1.00E+00	2.02E-10	3.64E-02	6.22E-04	4.94E-06	7.76E-04	2.55E-03	7.63E-03	1.33E-02
1.30E+00	2.02E-10	3.64E-02	6.22E-04	4.94E-06	7.76E-04	2.55E-03	7.63E-03	1.34E-02
1.70E+00	2.02E-10	3.64E-02	6.22E-04	4.94E-06	7.76E-04	2.55E-03	7.63E-03	1.34E-02
2.22E+00	2.02E-10	3.64E-02	6.22E-04	4.94E-06	7.76E-04	2.56E-03	7.63E-03	1.34E-02
2.89E+00	2.02E-10	3.65E-02	6.22E-04	4.94E-06	7.76E-04	2.56E-03	7.64E-03	1.34E-02
3.00E+00	2.02E-10	3.65E-02	6.22E-04	4.94E-06	7.76E-04	2.56E-03	7.64E-03	1.34E-02
3.78E+00	2.02E-10	3.65E-02	6.41E-04	4.94E-06	9.62E-04	2.60E-03	7.64E-03	1.34E-02
4.92E+00	2.02E-10	3.65E-02	7.02E-04	4.94E-06	9.62E-04	2.60E-03	1.01E-02	1.98E-02
6.42E+00	2.02E-10	4.77E-02	7.82E-04	4.94E-06	9.63E-04	2.60E-03	1.01E-02	1.98E-02
8.38E+00	2.02E-10	7.89E-02	9.03E-04	5.00E-06	1.12E-03	2.65E-03	1.02E-02	1.99E-02
1.00E+01	2.02E-10	1.05E-01	1.21E-03	5.00E-06	1.16E-03	2.65E-03	1.13E-02	3.64E-02
1.09E+01	2.02E-10	1.28E-01	1.46E-03	5.00E-06	1.16E-03	2.76E-03	1.13E-02	3.65E-02
1.43E+01	2.02E-10	3.64E-01	2.45E-03	5.09E-06	1.16E-03	2.76E-03	1.14E-02	3.65E-02
1.86E+01	2.03E-10	6.20E-01	3.58E-03	5.10E-06	1.26E-03	3.95E-03	1.25E-02	3.66E-02
2.42E+01	2.03E-10	8.27E-01	4.74E-03	5.11E-06	1.35E-03	4.76E-03	1.35E-02	3.69E-02
3.00E+01	2.04E-10	9.39E-01	7.03E-03	5.12E-06	1.40E-03	5.42E-03	1.89E-02	4.21E-01
3.16E+01	2.04E-10	9.99E-01	7.71E-03	5.12E-06	1.40E-03	5.42E-03	2.06E-02	4.47E-01
4.12E+01	2.04E-10	1.46E+00	1.16E-02	5.14E-06	1.40E-03	5.44E-03	2.83E-02	5.99E-01
5.38E+01	2.06E-10	2.63E+00	1.65E-02	5.16E-06	1.40E-03	5.46E-03	2.85E-02	7.98E-01
7.02E+01	2.07E-10	4.14E+00	2.37E-02	5.93E-06	1.50E-03	9.83E-03	6.96E-02	1.06E+00
9.15E+01	2.09E-10	6.12E+00	4.56E-02	5.96E-06	1.51E-03	1.11E-02	1.38E-01	1.40E+00
1.00E+02	2.10E-10	7.24E+00	6.14E-02	5.97E-06	1.51E-03	1.11E-02	1.46E-01	1.54E+00
1.19E+02	2.11E-10	1.54E+01	9.74E-02	5.99E-06	1.53E-03	1.12E-02	1.84E-01	1.85E+00
1.56E+02	2.15E-10	2.76E+01	1.54E-01	6.03E-06	1.56E-03	1.13E-02	2.74E-01	2.25E+00
2.03E+02	2.19E-10	2.76E+01	1.73E-01	6.08E-06	2.03E-03	1.32E-02	3.89E-01	2.81E+00
2.65E+02	2.25E-10	2.76E+01	2.06E-01	5.77E-06	2.23E-03	1.56E-02	6.36E-01	4.00E+00
3.00E+02	2.28E-10	2.76E+01	2.19E-01	6.24E-06	2.41E-03	1.80E-02	7.54E-01	4.99E+00
3.46E+02	2.33E-10	2.76E+01	2.36E-01	6.32E-06	2.45E-03	1.88E-02	9.15E-01	7.98E+00
4.51E+02	2.43E-10	2.76E+01	2.74E-01	6.96E-06	2.53E-03	2.25E-02	1.74E+00	1.49E+01
5.88E+02	2.58E-10	2.75E+01	2.99E-01	7.09E-06	2.64E-03	4.93E-02	2.27E+00	1.70E+01
7.67E+02	2.78E-10	2.75E+01	3.25E-01	7.27E-06	2.78E-03	5.40E-02	2.85E+00	1.70E+01
1.00E+03	3.06E-10	2.75E+01	3.93E-01	7.49E-06	3.23E-03	7.68E-01	5.55E+00	1.71E+01
=====	=====	=====	=====	=====	=====	=====	=====	=====

Time Years	Summary of dose at graphical times, reptition 2							
	Dose statistics at graphical times, mrem/yr							
	Minimum	Maximum	Mean	Median	90%	95%	97.5%	99%
0.00E+00	1.91E-10	6.13E-02	9.15E-04	6.64E-06	5.09E-04	3.60E-03	1.10E-02	2.84E-02
1.00E+00	1.91E-10	6.14E-02	9.28E-04	6.70E-06	6.53E-04	3.67E-03	1.10E-02	2.84E-02
1.30E+00	1.91E-10	6.14E-02	9.69E-04	6.70E-06	6.53E-04	3.67E-03	1.33E-02	2.84E-02
1.70E+00	1.91E-10	6.14E-02	1.07E-03	6.71E-06	6.53E-04	3.67E-03	1.33E-02	3.91E-02
2.22E+00	1.91E-10	9.99E-02	1.25E-03	6.71E-06	6.53E-04	3.67E-03	1.33E-02	3.91E-02
2.89E+00	1.91E-10	1.78E-01	1.51E-03	6.71E-06	6.54E-04	3.67E-03	1.33E-02	3.91E-02
3.00E+00	1.91E-10	1.90E-01	1.55E-03	6.71E-06	6.54E-04	3.67E-03	1.33E-02	3.91E-02
3.78E+00	1.91E-10	2.87E-01	1.87E-03	6.71E-06	6.54E-04	3.67E-03	1.33E-02	3.91E-02
4.92E+00	1.91E-10	4.37E-01	2.37E-03	6.71E-06	6.54E-04	3.68E-03	1.33E-02	3.91E-02
6.42E+00	1.91E-10	6.32E-01	3.02E-03	6.71E-06	6.54E-04	3.68E-03	1.33E-02	3.91E-02
8.38E+00	1.91E-10	8.74E-01	3.83E-03	6.71E-06	6.54E-04	3.68E-03	1.33E-02	3.92E-02
1.00E+01	1.91E-10	1.06E+00	4.45E-03	6.71E-06	6.55E-04	3.68E-03	1.34E-02	3.92E-02
1.09E+01	1.91E-10	1.16E+00	4.78E-03	6.71E-06	6.55E-04	3.69E-03	1.34E-02	3.92E-02
1.43E+01	1.91E-10	1.48E+00	6.33E-03	6.87E-06	6.71E-04	3.69E-03	1.62E-02	6.15E-02
1.86E+01	1.91E-10	1.82E+00	8.17E-03	6.87E-06	6.71E-04	3.70E-03	1.63E-02	6.16E-02
2.42E+01	1.91E-10	2.18E+00	1.03E-02	7.09E-06	6.72E-04	3.71E-03	1.63E-02	6.17E-02
3.00E+01	1.92E-10	2.50E+00	1.23E-02	7.09E-06	6.73E-04	3.72E-03	1.64E-02	6.18E-02
3.16E+01	1.92E-10	2.59E+00	1.28E-02	7.10E-06	6.74E-04	3.72E-03	1.64E-02	6.19E-02
4.12E+01	1.92E-10	3.04E+00	1.59E-02	7.11E-06	6.75E-04	3.74E-03	1.65E-02	6.21E-02
5.38E+01	1.92E-10	3.58E+00	2.63E-02	7.20E-06	6.80E-04	4.28E-03	2.75E-02	1.88E+00
7.02E+01	1.92E-10	6.63E+00	4.74E-02	7.22E-06	7.30E-04	4.30E-03	2.76E-02	2.82E+00
9.15E+01	1.92E-10	1.28E+01	7.45E-02	7.28E-06	8.15E-04	4.33E-03	2.78E-02	3.85E+00
1.00E+02	1.92E-10	1.53E+01	8.52E-02	7.29E-06	8.17E-04	5.53E-03	2.79E-02	4.25E+00
1.19E+02	1.93E-10	2.08E+01	1.10E-01	7.31E-06	8.71E-04	8.25E-03	3.20E-02	5.18E+00
1.56E+02	1.93E-10	2.09E+01	1.20E-01	7.38E-06	8.79E-04	8.45E-03	3.68E-02	6.60E+00
2.03E+02	1.94E-10	2.09E+01	1.29E-01	7.44E-06	1.26E-03	1.26E-02	5.94E-02	7.43E+00
2.65E+02	1.95E-10	2.09E+01	1.35E-01	7.51E-06	1.27E-03	1.28E-02	1.19E-01	7.92E+00
3.00E+02	1.95E-10	2.08E+01	1.38E-01	7.61E-06	1.59E-03	1.67E-02	1.59E-01	7.93E+00
3.46E+02	1.96E-10	2.08E+01	1.41E-01	7.66E-06	1.63E-03	1.89E-02	2.11E-01	7.93E+00
4.51E+02	1.97E-10	2.08E+01	1.52E-01	7.78E-06	2.40E-03	2.88E-02	6.86E-01	7.94E+00
5.88E+02	1.99E-10	2.08E+01	1.75E-01	8.39E-06	3.97E-03	5.30E-02	1.07E+00	7.98E+00
7.67E+02	2.01E-10	2.08E+01	2.10E-01	8.74E-06	4.88E-03	7.65E-02	2.12E+00	7.92E+00
1.00E+03	2.03E-10	2.08E+01	3.01E-01	1.04E-05	5.76E-03	3.77E-01	3.87E+00	1.11E+01
#####	#####	#####	#####	#####	#####	#####	#####	#####

Time Years	Summary of dose at graphical times, reptition 3							
	Dose statistics at graphical times, mrem/yr							
	Minimum	Maximum	Mean	Median	90%	95%	97.5%	99%
0.00E+00	5.91E-12	2.69E-02	5.14E-04	7.48E-06	6.48E-04	1.56E-03	4.28E-03	2.39E-02
1.00E+00	5.91E-12	2.69E-02	5.14E-04	7.49E-06	6.48E-04	1.56E-03	4.28E-03	2.39E-02
1.30E+00	5.91E-12	2.69E-02	5.14E-04	7.49E-06	6.48E-04	1.56E-03	4.28E-03	2.39E-02
1.70E+00	5.91E-12	2.69E-02	5.14E-04	7.49E-06	6.48E-04	1.56E-03	4.28E-03	2.39E-02
2.22E+00	5.92E-12	2.69E-02	5.15E-04	7.49E-06	6.48E-04	1.56E-03	4.28E-03	2.39E-02
2.89E+00	5.92E-12	2.69E-02	5.15E-04	7.49E-06	6.48E-04	1.56E-03	4.29E-03	2.39E-02
3.00E+00	5.92E-12	2.69E-02	5.15E-04	7.49E-06	6.48E-04	1.56E-03	4.29E-03	2.39E-02
3.78E+00	5.92E-12	2.69E-02	5.15E-04	7.50E-06	6.48E-04	1.56E-03	4.29E-03	2.39E-02
4.92E+00	5.92E-12	2.69E-02	5.15E-04	7.50E-06	6.49E-04	1.56E-03	4.29E-03	2.39E-02
6.42E+00	5.92E-12	2.69E-02	5.15E-04	7.51E-06	6.49E-04	1.56E-03	4.29E-03	2.39E-02
8.38E+00	5.92E-12	2.69E-02	5.15E-04	7.51E-06	6.49E-04	1.56E-03	4.29E-03	2.40E-02
1.00E+01	5.92E-12	2.70E-02	5.17E-04	7.52E-06	6.49E-04	1.56E-03	4.30E-03	2.40E-02
1.09E+01	5.92E-12	2.70E-02	5.39E-04	7.52E-06	7.58E-04	1.67E-03	4.78E-03	2.40E-02
1.43E+01	5.93E-12	2.30E-01	1.42E-03	7.63E-06	8.38E-04	1.94E-03	5.89E-03	2.70E-02
1.86E+01	5.93E-12	1.07E+00	4.39E-03	7.64E-06	8.91E-04	2.20E-03	5.91E-03	2.70E-02
2.42E+01	5.93E-12	2.17E+00	8.28E-03	7.65E-06	8.92E-04	2.21E-03	8.72E-03	2.71E-02
3.00E+01	5.94E-12	3.30E+00	1.22E-02	7.67E-06	8.93E-04	2.21E-03	8.74E-03	2.71E-02
3.16E+01	5.94E-12	3.61E+00	1.34E-02	7.67E-06	9.06E-04	2.42E-03	1.51E-02	2.71E-02
4.12E+01	5.95E-12	5.01E+00	1.93E-02	7.70E-06	9.10E-04	2.42E-03	1.74E-02	2.57E-01
5.38E+01	5.96E-12	5.03E+00	2.10E-02	7.79E-06	9.38E-04	2.84E-03	2.55E-02	4.50E-01
7.02E+01	5.98E-12	5.03E+00	2.99E-02	8.04E-06	1.02E-03	4.29E-03	2.71E-02	9.73E-01
9.15E+01	6.00E-12	5.03E+00	4.32E-02	8.79E-06	1.05E-03	4.32E-03	5.49E-02	1.50E+00
1.00E+02	6.00E-12	6.15E+00	4.85E-02	8.83E-06	1.05E-03	4.33E-03	5.93E-02	1.71E+00
1.19E+02	6.02E-12	8.84E+00	6.09E-02	8.92E-06	1.06E-03	4.35E-03	6.96E-02	2.18E+00
1.56E+02	6.05E-12	1.39E+01	8.49E-02	9.78E-06	1.08E-03	4.64E-03	1.59E-01	3.08E+00
2.03E+02	6.10E-12	1.52E+01	9.89E-02	9.93E-06	1.16E-03	5.49E-03	3.34E-01	4.24E+00
2.65E+02	6.15E-12	1.52E+01	1.11E-01	1.01E-05	1.12E-03	5.58E-03	5.62E-01	5.01E+00
3.00E+02	6.18E-12	1.52E+01	1.18E-01	1.02E-05	1.14E-03	5.63E-03	6.93E-01	5.01E+00
3.46E+02	6.22E-12	1.52E+01	1.26E-01	1.04E-05	1.27E-03	7.40E-03	8.39E-01	5.01E+00
4.51E+02	6.32E-12	1.52E+01	1.44E-01	1.07E-05	1.31E-03	1.20E-02	1.17E+00	5.02E+00
5.88E+02	6.45E-12	1.52E+01	1.68E-01	1.10E-05	1.38E-03	2.68E-02	1.63E+00	6.02E+00
7.67E+02	6.61E-12	1.81E+01	2.49E-01	1.18E-05	1.75E-03	3.21E-02	2.91E+00	1.51E+01
1.00E+03	6.83E-12	2.37E+01	3.80E-01	1.30E-05	1.97E-03	3.63E-02	5.19E+00	1.79E+01
=====	=====	=====	=====	=====	=====	=====	=====	=====

Time Years	Summary of dose at graphical times, reptition 4							
	Dose statistics at graphical times, mrem/yr							
	Minimum	Maximum	Mean	Median	90%	95%	97.5%	99%
0.00E+00	5.25E-10	4.05E-02	5.58E-04	5.61E-06	6.73E-04	2.19E-03	4.45E-03	1.59E-02
1.00E+00	5.25E-10	4.05E-02	5.58E-04	5.61E-06	6.73E-04	2.19E-03	4.45E-03	1.59E-02
1.30E+00	5.25E-10	4.05E-02	5.58E-04	5.61E-06	6.73E-04	2.19E-03	4.45E-03	1.59E-02
1.70E+00	5.25E-10	4.05E-02	5.58E-04	5.61E-06	6.73E-04	2.19E-03	4.45E-03	1.59E-02
2.22E+00	5.25E-10	4.05E-02	5.59E-04	5.61E-06	6.73E-04	2.19E-03	4.45E-03	1.59E-02
2.89E+00	5.25E-10	4.05E-02	5.59E-04	5.61E-06	6.73E-04	2.19E-03	4.45E-03	1.59E-02
3.00E+00	5.25E-10	4.05E-02	5.59E-04	5.61E-06	6.73E-04	2.19E-03	4.45E-03	1.59E-02
3.78E+00	5.25E-10	4.05E-02	5.59E-04	5.72E-06	6.74E-04	2.19E-03	4.46E-03	1.59E-02
4.92E+00	5.26E-10	4.05E-02	5.70E-04	5.73E-06	7.07E-04	2.28E-03	4.46E-03	1.59E-02
6.42E+00	5.26E-10	4.04E-02	6.00E-04	5.73E-06	7.25E-04	2.29E-03	5.00E-03	1.59E-02
8.38E+00	5.26E-10	4.04E-02	6.86E-04	5.73E-06	7.26E-04	2.33E-03	6.24E-03	2.24E-02
1.00E+01	5.27E-10	4.04E-02	7.82E-04	5.73E-06	7.96E-04	2.38E-03	6.25E-03	2.91E-02
1.09E+01	5.27E-10	4.12E-02	8.38E-04	6.11E-06	7.96E-04	2.38E-03	6.25E-03	3.84E-02
1.43E+01	5.28E-10	7.02E-02	1.03E-03	6.11E-06	8.53E-04	2.38E-03	7.30E-03	4.02E-02
1.86E+01	5.29E-10	1.01E-01	1.23E-03	6.12E-06	8.56E-04	2.59E-03	9.73E-03	4.02E-02
2.42E+01	5.30E-10	1.26E-01	1.42E-03	6.43E-06	8.58E-04	2.59E-03	1.13E-02	4.03E-02
3.00E+01	5.31E-10	1.41E-01	1.56E-03	6.54E-06	8.60E-04	2.59E-03	1.30E-02	4.04E-02
3.16E+01	5.31E-10	1.44E-01	1.59E-03	6.55E-06	8.60E-04	2.59E-03	1.35E-02	4.04E-02
4.12E+01	5.33E-10	1.57E-01	1.84E-03	6.57E-06	9.72E-04	2.72E-03	1.64E-02	4.07E-02
5.38E+01	5.36E-10	1.69E-01	2.40E-03	6.59E-06	9.76E-04	4.10E-03	2.32E-02	9.67E-02
7.02E+01	5.40E-10	3.06E-01	5.20E-03	6.72E-06	1.41E-03	5.64E-03	5.64E-02	1.95E-01
9.15E+01	5.44E-10	1.20E+00	1.11E-02	6.75E-06	1.41E-03	5.68E-03	7.00E-02	3.21E-01
1.00E+02	5.46E-10	1.56E+00	1.35E-02	6.76E-06	1.41E-03	5.70E-03	7.93E-02	3.71E-01
1.19E+02	5.50E-10	2.37E+00	1.88E-02	6.79E-06	1.42E-03	5.74E-03	1.06E-01	4.87E-01
1.56E+02	5.58E-10	3.90E+00	2.89E-02	6.77E-06	1.43E-03	5.82E-03	1.57E-01	7.03E-01
2.03E+02	5.69E-10	5.89E+00	4.20E-02	6.86E-06	1.44E-03	5.92E-03	2.23E-01	9.84E-01
2.65E+02	5.83E-10	7.66E+00	5.88E-02	7.09E-06	1.57E-03	7.67E-03	3.09E-01	1.35E+00
3.00E+02	5.91E-10	7.66E+00	6.91E-02	7.17E-06	2.10E-03	1.78E-02	4.14E-01	1.56E+00
3.46E+02	6.02E-10	7.65E+00	8.27E-02	7.27E-06	2.11E-03	1.81E-02	4.85E-01	2.49E+00
4.51E+02	6.27E-10	1.01E+01	1.09E-01	8.32E-06	2.29E-03	2.51E-02	6.56E-01	5.80E+00
5.88E+02	6.62E-10	1.28E+01	1.40E-01	9.21E-06	2.49E-03	2.59E-02	8.96E-01	7.59E+00
7.67E+02	8.53E-10	1.59E+01	1.70E-01	1.09E-05	2.66E-03	2.69E-02	1.24E+00	7.58E+00
1.00E+03	8.67E-10	2.33E+01	2.21E-01	1.29E-05	2.86E-03	5.00E-02	2.12E+00	7.58E+00
#####	#####	#####	#####	#####	#####	#####	#####	#####

Time Years	Summary of dose at graphical times, reptition 5							
	Dose statistics at graphical times, mrem/yr							
	Minimum	Maximum	Mean	Median	90%	95%	97.5%	99%
0.00E+00	1.30E-10	1.69E-02	4.59E-04	5.72E-06	1.13E-03	2.21E-03	4.24E-03	1.24E-02
1.00E+00	1.30E-10	1.69E-02	4.62E-04	5.91E-06	1.13E-03	2.21E-03	4.24E-03	1.24E-02
1.30E+00	1.30E-10	1.69E-02	4.63E-04	5.91E-06	1.18E-03	2.21E-03	4.24E-03	1.24E-02
1.70E+00	1.30E-10	1.70E-02	4.66E-04	5.91E-06	1.18E-03	2.21E-03	4.24E-03	1.24E-02
2.22E+00	1.30E-10	1.70E-02	4.69E-04	5.91E-06	1.18E-03	2.27E-03	4.24E-03	1.24E-02
2.89E+00	1.30E-10	1.70E-02	4.75E-04	5.91E-06	1.18E-03	2.36E-03	4.24E-03	1.24E-02
3.00E+00	1.30E-10	1.70E-02	4.76E-04	5.91E-06	1.18E-03	2.55E-03	4.24E-03	1.24E-02
3.78E+00	1.30E-10	1.70E-02	4.85E-04	5.91E-06	1.18E-03	2.55E-03	4.40E-03	1.24E-02
4.92E+00	1.30E-10	1.70E-02	4.99E-04	6.15E-06	1.18E-03	2.55E-03	5.81E-03	1.25E-02
6.42E+00	1.31E-10	1.70E-02	5.25E-04	6.45E-06	1.18E-03	2.56E-03	6.06E-03	1.33E-02
8.38E+00	1.31E-10	2.00E-02	6.15E-04	6.45E-06	1.32E-03	3.02E-03	7.91E-03	1.55E-02
1.00E+01	1.31E-10	3.95E-02	7.32E-04	6.89E-06	1.32E-03	3.69E-03	8.03E-03	1.71E-02
1.09E+01	1.31E-10	5.41E-02	8.27E-04	6.89E-06	1.37E-03	3.91E-03	9.40E-03	1.71E-02
1.43E+01	1.31E-10	1.00E-01	1.17E-03	6.90E-06	1.37E-03	3.91E-03	1.09E-02	3.40E-02
1.86E+01	1.31E-10	1.37E-01	1.66E-03	6.90E-06	1.41E-03	3.92E-03	1.27E-02	3.94E-02
2.42E+01	1.31E-10	1.62E-01	2.31E-03	7.48E-06	1.42E-03	3.92E-03	1.65E-02	8.65E-02
3.00E+01	1.31E-10	2.30E-01	2.93E-03	7.48E-06	1.42E-03	3.93E-03	1.92E-02	1.36E-01
3.16E+01	1.31E-10	2.49E-01	3.13E-03	7.49E-06	1.52E-03	4.17E-03	1.99E-02	1.46E-01
4.12E+01	1.31E-10	3.64E-01	4.60E-03	7.23E-06	1.52E-03	4.43E-03	5.04E-02	2.04E-01
5.38E+01	1.31E-10	5.14E-01	6.85E-03	6.94E-06	1.63E-03	6.87E-03	8.37E-02	3.27E-01
7.02E+01	1.31E-10	7.21E-01	1.17E-02	6.96E-06	1.64E-03	6.90E-03	1.50E-01	5.06E-01
9.15E+01	1.32E-10	2.33E+00	2.11E-02	7.56E-06	1.67E-03	9.19E-03	2.35E-01	7.47E-01
1.00E+02	1.32E-10	3.15E+00	2.55E-02	7.28E-06	1.67E-03	9.21E-03	2.90E-01	8.41E-01
1.19E+02	1.32E-10	5.31E+00	3.73E-02	8.21E-06	1.98E-03	9.75E-03	4.18E-01	1.05E+00
1.56E+02	1.33E-10	1.01E+01	6.19E-02	8.26E-06	2.00E-03	9.85E-03	6.74E-01	1.39E+00
2.03E+02	1.33E-10	1.70E+01	9.64E-02	8.64E-06	2.20E-03	1.03E-02	1.12E+00	1.72E+00
2.65E+02	1.34E-10	2.58E+01	1.49E-01	8.71E-06	2.23E-03	1.33E-02	1.68E+00	2.17E+00
3.00E+02	1.35E-10	3.04E+01	1.85E-01	8.75E-06	2.25E-03	1.35E-02	2.00E+00	3.46E+00
3.46E+02	1.36E-10	3.57E+01	2.16E-01	8.81E-06	2.42E-03	1.36E-02	2.31E+00	4.01E+00
4.51E+02	1.37E-10	4.47E+01	3.74E-01	8.92E-06	2.50E-03	1.68E-02	3.15E+00	5.28E+00
5.88E+02	1.39E-10	4.98E+01	4.61E-01	9.07E-06	2.68E-03	1.19E-01	4.26E+00	6.70E+00
7.67E+02	1.42E-10	7.48E+01	5.22E-01	9.76E-06	3.42E-03	1.92E-01	6.13E+00	1.18E+01
1.00E+03	1.45E-10	4.48E+01	6.44E-01	1.05E-05	3.69E-03	8.36E-01	7.47E+00	3.78E+01
=====	=====	=====	=====	=====	=====	=====	=====	=====

Repetition	Peak of the mean dose (averaged over observations) at graphical times	
	Time of peak mean dose Years	Peak mean dose mrem/yr
1	1.000E+03	3.926E-01
2	1.000E+03	3.011E-01
3	1.000E+03	3.803E-01
4	1.000E+03	2.211E-01
5	1.000E+03	6.439E-01

Coefficients for peak of mean dose time Dose								
Coefficient =								
Repetition =								
Description of Probabilistic Variable					PCC		SRC	
					1		1	
					PRCC		SRRC	
					1		1	
					Sig	Coeff	Sig	Coeff
					Sig	Coeff	Sig	Coeff
Density of saturated zone					12	0.06	12	0.06
Density of Unsaturated zone 1					35	0.01	38	0.01
Depth of roots					25	-0.03	28	-0.03
Saturated zone hydraulic conductivity					41	-0.01	42	-0.01
Thickness of Unsaturated zone 1					9	0.07	3	0.10
Contaminated zone b parameter					21	0.04	25	0.04
Saturated zone b parameter					37	0.01	39	0.01
Contaminated zone erosion rate					43	0.01	43	0.01
Contaminated zone hydraulic conductivity					14	0.05	15	0.05
Evapotranspiration coefficient					33	0.02	36	0.02
Runoff coefficient					11	-0.06	11	-0.06
Saturated zone hydraulic gradient					27	0.03	30	0.03
Weathering removal constant of all vegetation					46	0.00	46	0.00
Wind Speed					8	-0.08	9	-0.07
Mass loading for inhalation					6	-0.09	6	-0.08
Depth of soil mixing layer					44	-0.01	44	-0.01
Density of contaminated zone					7	0.08	8	0.08
Inhalation rate					15	-0.04	18	-0.04
Soil ingestion					34	0.01	37	0.01
Kd of Th-230 in Contaminated Zone					40	-0.01	24	-0.04
Kd of Th-230 in Unsaturated Zone 1					31	-0.02	34	-0.02
Kd of Th-230 in Saturated Zone					20	-0.04	23	-0.04
Kd of Th-228 in Contaminated Zone					42	0.01	20	0.04
Kd of Th-228 in Unsaturated Zone 1					38	-0.01	40	-0.01
Kd of Th-228 in Saturated Zone					30	-0.02	32	-0.02
Area of contaminated zone					3	0.09	5	0.09
Thickness of contaminated zone					1	0.12	1	0.16
Cover depth					45	0.00	45	0.00
Density of cover material					17	-0.04	22	-0.04
Cover erosion rate					2	0.12	2	0.12
Outdoor time fraction					23	-0.03	26	-0.03
Meat					5	-0.09	7	-0.08
Kd of Th-230 in Contaminated Zone					36	-0.01	16	-0.05
Kd of Th-230 in Unsaturated Zone 1					18	-0.04	21	-0.04
Kd of Th-230 in Saturated Zone					16	-0.04	13	-0.06
Aquatic food					28	0.02	33	0.02
Plant food					10	0.06	10	0.06
Kd of Ra-226 in Contaminated Zone					24	0.03	27	0.03
Kd of Ra-226 in Unsaturated Zone 1					22	0.04	17	0.05
Kd of Ra-226 in Saturated Zone					26	-0.03	29	-0.03
Kd of Pb-210 in Contaminated Zone					29	0.02	31	0.03
Kd of Pb-210 in Unsaturated Zone 1					39	-0.01	41	-0.01
Kd of Pb-210 in Saturated Zone					32	0.02	35	0.02
Kd of Ra-228 in Contaminated Zone					19	-0.04	19	-0.04
Kd of Ra-228 in Unsaturated Zone 1					13	0.06	14	0.06
Kd of Ra-228 in Saturated Zone					4	0.09	4	0.09
R-SQUARE					0.10		0.10	
							0.85	

-Rank is set to zero if the dose is zero or the correlation matrix is singular.
 -R-SQUARE varies between 0 and 1 and is called the coefficient of determination; it provides a measure of the variation in the dependent variable (Dose) explained by regression on the independent variables.

Coefficients for peak of mean dose time Dose												
Coefficient =												
Repetition =												
					PCC		SRC		PRCC		SRRC	
					2		2		2		2	
Description of Probabilistic Variable					Sig	Coeff	Sig	Coeff	Sig	Coeff	Sig	Coeff
Density of saturated zone					11	-0.08	15	-0.08	25	-0.05	29	-0.02
Density of Unsaturated zone 1					30	-0.02	31	-0.02	42	-0.01	42	0.00
Depth of roots					5	-0.11	9	-0.10	43	0.00	43	0.00
Saturated zone hydraulic conductivity					27	-0.03	27	-0.03	46	0.00	46	0.00
Thickness of Unsaturated zone 1					14	-0.06	14	-0.08	15	-0.08	10	-0.05
Contaminated zone b parameter					4	0.11	8	0.10	20	0.07	23	0.03
Saturated zone b parameter					35	-0.02	35	-0.02	11	-0.09	15	-0.04
Contaminated zone erosion rate					46	0.00	46	0.00	26	0.05	30	0.02
Contaminated zone hydraulic conductivity					3	0.14	6	0.13	36	0.02	37	0.01
Evapotranspiration coefficient					8	-0.10	12	-0.09	40	-0.01	41	0.00
Runoff coefficient					23	-0.04	24	-0.03	9	-0.10	11	-0.05
Saturated zone hydraulic gradient					9	-0.09	13	-0.09	23	-0.06	27	-0.03
Weathering removal constant of all vegetation					6	0.10	10	0.10	4	0.14	9	0.07
Wind Speed					31	0.02	33	0.02	31	-0.04	33	-0.02
Mass loading for inhalation					24	-0.04	26	-0.03	14	-0.08	19	-0.04
Depth of soil mixing layer					13	-0.07	16	-0.07	13	-0.09	16	-0.04
Density of contaminated zone					18	0.05	20	0.04	45	0.00	45	0.00
Inhalation rate					17	0.05	19	0.05	21	0.07	24	0.03
Soil ingestion					7	0.10	11	0.09	29	0.04	31	0.02
Kd of Th-230 in Contaminated Zone					12	-0.07	2	-0.29	35	-0.02	17	-0.04
Kd of Th-230 in Unsaturated Zone 1					32	-0.02	30	-0.02	5	-0.14	4	-0.15
Kd of Th-230 in Saturated Zone					44	0.00	44	0.00	7	-0.13	6	-0.13
Kd of Th-228 in Contaminated Zone					26	0.03	3	0.20	41	-0.01	34	-0.02
Kd of Th-228 in Unsaturated Zone 1					39	0.01	38	0.01	27	-0.05	18	-0.04
Kd of Th-228 in Saturated Zone					16	-0.05	17	-0.06	19	0.07	3	0.17
Area of contaminated zone					38	-0.01	39	-0.01	10	-0.10	12	-0.05
Thickness of contaminated zone					10	-0.09	7	-0.11	28	-0.04	25	-0.03
Cover depth					28	-0.02	28	-0.02	1	-0.84	1	-0.72
Density of cover material					21	-0.04	22	-0.04	2	-0.71	2	-0.46
Cover erosion rate					29	0.02	29	0.02	37	0.02	38	0.01
Outdoor time fraction					2	0.17	5	0.15	3	0.27	7	0.13
Meat					15	0.06	18	0.05	24	0.06	28	0.03
Kd of Th-230 in Contaminated Zone					19	-0.05	4	-0.18	34	0.02	14	0.04
Kd of Th-230 in Unsaturated Zone 1					36	0.01	36	0.01	8	-0.11	8	-0.11
Kd of Th-230 in Saturated Zone					42	0.00	42	0.00	6	-0.13	5	-0.13
Aquatic food					40	0.01	40	0.01	39	0.01	40	0.00
Plant food					37	0.01	37	0.01	16	-0.07	20	-0.03
Kd of Ra-226 in Contaminated Zone					43	0.00	45	0.00	30	-0.04	32	-0.02
Kd of Ra-226 in Unsaturated Zone 1					45	0.00	43	0.00	17	-0.07	21	-0.03
Kd of Ra-226 in Saturated Zone					41	0.00	41	0.00	22	0.06	26	0.03
Kd of Pb-210 in Contaminated Zone					34	-0.02	34	-0.02	33	0.03	36	0.01
Kd of Pb-210 in Unsaturated Zone 1					25	0.04	25	0.03	12	-0.09	13	-0.04
Kd of Pb-210 in Saturated Zone					33	-0.02	32	-0.02	32	0.03	35	0.02
Kd of Ra-228 in Contaminated Zone					20	0.04	21	0.04	44	0.00	44	0.00
Kd of Ra-228 in Unsaturated Zone 1					1	0.30	1	0.29	18	0.07	22	0.03
Kd of Ra-228 in Saturated Zone					22	-0.04	23	-0.04	38	0.01	39	0.01
R-SQUARE					0.22		0.22		0.79		0.79	

-Rank is set to zero if the dose is zero or the correlation matrix is singular.

-R-SQUARE varies between 0 and 1 and is called the coefficient of determination; it provides a measure of the variation in the dependent variable (Dose) explained by regression on the independent variables.

Coefficients for peak of mean dose time Dose		PCC		SRC		PRCC		SRRC	
Coefficient =		3		3		3		3	
Repetition =									
Description of Probabilistic Variable		Sig	Coeff	Sig	Coeff	Sig	Coeff	Sig	Coeff
Density of saturated zone		40	0.01	41	0.01	44	-0.01	44	0.00
Density of Unsaturated zone 1		22	0.03	25	0.03	41	0.01	42	0.01
Depth of roots		21	-0.03	23	-0.03	36	0.03	37	0.01
Saturated zone hydraulic conductivity		19	0.05	21	0.05	5	0.13	10	0.05
Thickness of Unsaturated zone 1		17	-0.06	11	-0.07	9	0.09	9	0.06
Contaminated zone b parameter		18	-0.05	20	-0.05	25	-0.04	27	-0.02
Saturated zone b parameter		24	-0.03	26	-0.03	35	-0.03	36	-0.01
Contaminated zone erosion rate		13	0.06	16	0.06	46	-0.01	46	0.00
Contaminated zone hydraulic conductivity		41	-0.01	42	0.00	22	0.05	25	0.02
Evapotranspiration coefficient		3	-0.13	4	-0.12	11	-0.09	14	-0.04
Runoff coefficient		4	-0.12	5	-0.11	21	-0.05	24	-0.02
Saturated zone hydraulic gradient		15	0.06	18	0.06	17	-0.07	18	-0.03
Weathering removal constant of all vegetation		31	0.02	30	0.02	19	0.06	22	0.03
Wind Speed		2	0.13	3	0.12	32	0.04	32	0.02
Mass loading for inhalation		7	-0.08	10	-0.08	23	-0.05	26	-0.02
Depth of soil mixing layer		30	-0.02	31	-0.02	38	-0.02	39	-0.01
Density of contaminated zone		29	0.02	29	0.02	12	0.08	15	0.04
Inhalation rate		36	0.01	37	0.01	16	-0.08	17	-0.03
Soil ingestion		6	-0.09	8	-0.08	34	-0.03	34	-0.01
Kd of Th-230 in Contaminated Zone		25	-0.03	6	-0.10	6	0.12	4	0.19
Kd of Th-230 in Unsaturated Zone 1		35	-0.01	35	-0.01	43	0.01	40	0.01
Kd of Th-230 in Saturated Zone		5	-0.10	2	-0.17	14	-0.08	8	-0.06
Kd of Th-228 in Contaminated Zone		45	0.00	36	0.01	4	-0.13	3	-0.30
Kd of Th-228 in Unsaturated Zone 1		42	0.00	43	0.00	39	0.02	35	0.01
Kd of Th-228 in Saturated Zone		20	-0.04	22	-0.04	24	-0.04	7	-0.08
Area of contaminated zone		32	-0.02	32	-0.02	37	0.03	38	0.01
Thickness of contaminated zone		14	-0.06	9	-0.08	15	0.08	11	0.05
Cover depth		37	0.01	39	0.01	1	-0.86	1	-0.73
Density of cover material		8	-0.07	13	-0.07	2	-0.75	2	-0.48
Cover erosion rate		27	-0.02	27	-0.02	13	0.08	16	0.04
Outdoor time fraction		12	-0.06	17	-0.06	3	0.20	6	0.09
Meat		44	0.00	45	0.00	45	0.01	45	0.00
Kd of Th-230 in Contaminated Zone		26	-0.03	7	-0.09	7	0.12	5	0.18
Kd of Th-230 in Unsaturated Zone 1		39	-0.01	40	-0.01	29	-0.04	21	-0.03
Kd of Th-230 in Saturated Zone		38	0.01	38	0.01	28	-0.04	20	-0.03
Aquatic food		16	0.06	19	0.05	30	-0.04	30	-0.02
Plant food		11	0.06	15	0.06	20	-0.06	23	-0.03
Kd of Ra-226 in Contaminated Zone		9	0.07	12	0.07	26	-0.04	28	-0.02
Kd of Ra-226 in Unsaturated Zone 1		46	0.00	46	0.00	33	0.03	33	0.01
Kd of Ra-226 in Saturated Zone		34	0.02	34	0.02	42	0.01	43	0.00
Kd of Pb-210 in Contaminated Zone		23	0.03	24	0.03	40	-0.02	41	-0.01
Kd of Pb-210 in Unsaturated Zone 1		1	0.13	1	0.22	10	-0.09	13	-0.04
Kd of Pb-210 in Saturated Zone		43	0.00	44	0.00	27	-0.04	29	-0.02
Kd of Ra-228 in Contaminated Zone		28	-0.02	28	-0.02	8	-0.10	12	-0.04
Kd of Ra-228 in Unsaturated Zone 1		10	-0.07	14	-0.06	31	-0.04	31	-0.02
Kd of Ra-228 in Saturated Zone		33	0.02	33	0.02	18	0.07	19	0.03
R-SQUARE			0.13		0.13		0.82		0.82

-Rank is set to zero if the dose is zero or the correlation matrix is singular.

-R-SQUARE varies between 0 and 1 and is called the coefficient of determination; it provides a measure of the variation in the dependent variable (Dose) explained by regression on the independent variables.

Coefficients for peak of mean dose time Dose
 Coefficient =
 Repetition =

Description of Probabilistic Variable	PCC 4		SRC 4		PRCC 4		SRRC 4	
	Sig	Coeff	Sig	Coeff	Sig	Coeff	Sig	Coeff
Density of saturated zone	32	-0.01	33	-0.01	20	0.07	24	0.03
Density of Unsaturated zone 1	3	-0.14	5	-0.14	42	-0.01	42	0.00
Depth of roots	41	0.01	41	0.01	39	0.02	39	0.01
Saturated zone hydraulic conductivity	25	-0.02	27	-0.02	25	0.05	28	0.02
Thickness of Unsaturated zone 1	27	-0.02	25	-0.02	45	0.00	44	0.00
Contaminated zone b parameter	42	0.01	42	0.01	34	0.02	35	0.01
Saturated zone b parameter	26	-0.02	28	-0.02	32	0.02	34	0.01
Contaminated zone erosion rate	8	0.08	11	0.07	31	-0.02	33	-0.01
Contaminated zone hydraulic conductivity	43	0.00	43	0.00	41	0.01	41	0.00
Evapotranspiration coefficient	4	-0.10	7	-0.10	4	-0.16	10	-0.07
Runoff coefficient	6	0.08	9	0.08	24	-0.05	27	-0.02
Saturated zone hydraulic gradient	5	0.10	6	0.10	40	0.01	40	0.00
Weathering removal constant of all vegetation	11	-0.05	14	-0.05	14	-0.08	18	-0.04
Wind Speed	12	-0.05	15	-0.05	35	0.02	36	0.01
Mass loading for inhalation	40	0.01	40	0.01	27	-0.04	29	-0.02
Depth of soil mixing layer	9	-0.07	12	-0.06	18	-0.07	22	-0.03
Density of contaminated zone	2	0.15	4	0.14	29	0.03	31	0.01
Inhalation rate	19	0.03	22	0.03	46	0.00	46	0.00
Soil ingestion	34	-0.01	35	-0.01	44	0.00	45	0.00
Kd of Th-230 in Contaminated Zone	22	0.02	8	0.09	26	-0.04	11	-0.06
Kd of Th-230 in Unsaturated Zone 1	29	0.02	29	0.02	9	-0.11	8	-0.09
Kd of Th-230 in Saturated Zone	45	0.00	45	0.00	5	-0.13	5	-0.12
Kd of Th-228 in Contaminated Zone	15	-0.04	1	-0.26	36	0.02	15	0.04
Kd of Th-228 in Unsaturated Zone 1	23	-0.02	26	-0.02	11	-0.10	9	-0.09
Kd of Th-228 in Saturated Zone	39	0.01	20	0.03	17	0.07	3	0.16
Area of contaminated zone	7	0.08	10	0.08	38	0.02	38	0.01
Thickness of contaminated zone	17	0.04	16	0.05	21	0.07	14	0.04
Cover depth	18	-0.03	21	-0.03	1	-0.85	1	-0.71
Density of cover material	30	-0.02	31	-0.02	2	-0.74	2	-0.48
Cover erosion rate	16	-0.04	19	-0.04	8	0.12	12	0.05
Outdoor time fraction	20	-0.02	23	-0.02	3	0.30	4	0.14
Meat	35	0.01	36	0.01	10	0.11	13	0.05
Kd of Th-230 in Contaminated Zone	10	0.06	2	0.25	33	0.02	21	0.03
Kd of Th-230 in Unsaturated Zone 1	37	-0.01	37	-0.01	6	-0.13	6	-0.12
Kd of Th-230 in Saturated Zone	24	-0.02	13	-0.06	7	-0.12	7	-0.11
Aquatic food	28	-0.02	30	-0.02	23	-0.05	26	-0.02
Plant food	36	-0.01	38	-0.01	43	0.00	43	0.00
Kd of Ra-226 in Contaminated Zone	44	0.00	44	0.00	30	-0.02	32	-0.01
Kd of Ra-226 in Unsaturated Zone 1	13	-0.05	17	-0.05	37	-0.02	37	-0.01
Kd of Ra-226 in Saturated Zone	38	-0.01	39	-0.01	13	-0.09	17	-0.04
Kd of Pb-210 in Contaminated Zone	21	-0.02	24	-0.02	28	-0.04	30	-0.02
Kd of Pb-210 in Unsaturated Zone 1	31	-0.02	32	-0.02	12	-0.10	16	-0.04
Kd of Pb-210 in Saturated Zone	1	0.21	3	0.20	19	-0.07	23	-0.03
Kd of Ra-228 in Contaminated Zone	33	-0.01	34	-0.01	22	0.06	25	0.03
Kd of Ra-228 in Unsaturated Zone 1	14	0.04	18	0.04	16	-0.08	20	-0.03
Kd of Ra-228 in Saturated Zone	46	0.00	46	0.00	15	-0.08	19	-0.04
R-SQUARE		0.14		0.14		0.81		0.81

-Rank is set to zero if the dose is zero or the correlation matrix is singular.

-R-SQUARE varies between 0 and 1 and is called the coefficient of determination; it provides a measure of the variation in the dependent variable (Dose) explained by regression on the independent variables.

Coefficients for peak of mean dose time Dose
 Coefficient =
 Repetition =

Description of Probabilistic Variable	PCC 5		SRC 5		PRCC 5		SRRC 5	
	Sig	Coeff	Sig	Coeff	Sig	Coeff	Sig	Coeff
Density of saturated zone	16	-0.05	18	-0.05	34	0.02	37	0.01
Density of Unsaturated zone 1	18	0.05	21	0.04	45	0.00	45	0.00
Depth of roots	29	0.03	28	0.03	4	0.19	9	0.09
Saturated zone hydraulic conductivity	25	-0.04	20	-0.05	23	-0.05	26	-0.02
Thickness of Unsaturated zone 1	5	-0.09	5	-0.12	12	-0.09	12	-0.06
Contaminated zone b parameter	38	-0.01	39	-0.01	33	-0.02	36	-0.01
Saturated zone b parameter	9	-0.07	14	-0.07	41	0.02	42	0.01
Contaminated zone erosion rate	4	-0.09	8	-0.09	5	-0.13	13	-0.06
Contaminated zone hydraulic conductivity	41	0.00	42	0.00	18	0.07	22	0.03
Evapotranspiration coefficient	21	0.04	24	0.04	36	-0.02	38	-0.01
Runoff coefficient	10	-0.07	15	-0.06	44	0.01	44	0.00
Saturated zone hydraulic gradient	1	0.14	4	0.14	22	0.05	25	0.02
Weathering removal constant of all vegetation	24	-0.04	25	-0.04	26	-0.04	27	-0.02
Wind Speed	30	-0.02	30	-0.02	46	0.00	46	0.00
Mass loading for inhalation	22	0.04	23	0.04	32	-0.03	35	-0.01
Depth of soil mixing layer	19	0.04	22	0.04	37	0.02	39	0.01
Density of contaminated zone	15	0.05	17	0.05	15	0.07	18	0.03
Inhalation rate	28	-0.03	29	-0.03	20	-0.07	23	-0.03
Soil ingestion	35	-0.01	35	-0.01	31	-0.03	34	-0.01
Kd of Th-230 in Contaminated Zone	20	0.04	3	0.18	42	0.02	20	0.03
Kd of Th-230 in Unsaturated Zone 1	46	0.00	46	0.00	9	-0.11	7	-0.10
Kd of Th-230 in Saturated Zone	26	-0.04	26	-0.04	6	-0.13	5	-0.12
Kd of Th-228 in Contaminated Zone	14	-0.06	1	-0.37	35	-0.02	11	-0.07
Kd of Th-228 in Unsaturated Zone 1	36	-0.01	36	-0.01	40	-0.02	30	-0.02
Kd of Th-228 in Saturated Zone	43	0.00	43	0.00	19	0.07	3	0.15
Area of contaminated zone	32	0.02	32	0.02	29	-0.03	32	-0.01
Thickness of contaminated zone	23	-0.04	16	-0.06	14	-0.07	15	-0.05
Cover depth	6	0.09	10	0.09	1	-0.85	1	-0.72
Density of cover material	3	-0.10	6	-0.10	2	-0.74	2	-0.49
Cover erosion rate	8	0.08	13	0.08	28	0.04	31	0.02
Outdoor time fraction	2	0.10	7	0.10	3	0.28	4	0.13
Meat	7	-0.09	11	-0.09	39	-0.02	41	-0.01
Kd of Th-230 in Contaminated Zone	12	0.06	2	0.27	25	0.04	10	0.08
Kd of Th-230 in Unsaturated Zone 1	44	0.00	44	0.00	10	-0.11	8	-0.10
Kd of Th-230 in Saturated Zone	34	-0.01	33	-0.01	7	-0.12	6	-0.11
Aquatic food	37	0.01	38	0.01	16	-0.07	19	-0.03
Plant food	27	-0.04	27	-0.03	17	-0.07	21	-0.03
Kd of Ra-226 in Contaminated Zone	39	0.01	40	0.01	30	0.03	33	0.01
Kd of Ra-226 in Unsaturated Zone 1	11	-0.06	9	-0.09	11	-0.11	16	-0.05
Kd of Ra-226 in Saturated Zone	17	-0.05	19	-0.05	24	0.04	29	0.02
Kd of Pb-210 in Contaminated Zone	45	0.00	45	0.00	13	-0.09	17	-0.04
Kd of Pb-210 in Unsaturated Zone 1	33	0.01	34	0.01	27	-0.04	28	-0.02
Kd of Pb-210 in Saturated Zone	42	0.00	41	0.00	8	-0.11	14	-0.05
Kd of Ra-228 in Contaminated Zone	31	-0.02	31	-0.02	21	0.05	24	0.02
Kd of Ra-228 in Unsaturated Zone 1	13	0.06	12	0.08	43	-0.01	43	0.00
Kd of Ra-228 in Saturated Zone	40	0.01	37	0.01	38	0.02	40	0.01
R-SQUARE		0.11		0.11		0.81		0.81

-Rank is set to zero if the dose is zero or the correlation matrix is singular.

-R-SQUARE varies between 0 and 1 and is called the coefficient of determination; it provides a measure of the variation in the dependent variable (Dose) explained by regression on the independent variables.

Coefficients for peak All Pathways Dose		PCC		SRC		PRCC		SRRC	
Coefficient =		1		1		1		1	
Repetition =									
Description of Probabilistic Variable		Sig	Coeff	Sig	Coeff	Sig	Coeff	Sig	Coeff
Density of saturated zone		12	0.06	13	0.06	37	-0.03	38	-0.01
Density of Unsaturated zone 1		36	0.01	38	0.01	39	0.02	39	0.01
Depth of roots		25	-0.03	28	-0.03	27	-0.04	27	-0.02
Saturated zone hydraulic conductivity		41	-0.01	42	-0.01	18	0.08	19	0.03
Thickness of Unsaturated zone 1		9	0.07	3	0.10	38	-0.02	28	-0.02
Contaminated zone b parameter		21	0.04	25	0.04	42	-0.01	42	-0.01
Saturated zone b parameter		37	0.01	39	0.01	23	-0.06	23	-0.03
Contaminated zone erosion rate		44	0.01	43	0.01	44	0.00	44	0.00
Contaminated zone hydraulic conductivity		14	0.05	16	0.05	45	0.00	45	0.00
Evapotranspiration coefficient		33	0.02	36	0.02	24	-0.05	25	-0.02
Runoff coefficient		11	-0.06	11	-0.06	29	-0.04	29	-0.02
Saturated zone hydraulic gradient		27	0.03	30	0.03	13	0.10	16	0.04
Weathering removal constant of all vegetation		46	0.00	46	0.00	40	0.02	40	0.01
Wind Speed		8	-0.08	9	-0.07	21	-0.07	21	-0.03
Mass loading for inhalation		6	-0.09	6	-0.08	11	-0.12	14	-0.05
Depth of soil mixing layer		43	-0.01	44	-0.01	20	-0.07	20	-0.03
Density of contaminated zone		7	0.08	8	0.08	14	0.10	17	0.04
Inhalation rate		16	-0.04	19	-0.04	41	-0.02	41	-0.01
Soil ingestion		34	0.01	37	0.01	22	0.07	22	0.03
Kd of Th-230 in Contaminated Zone		40	-0.01	23	-0.04	16	-0.09	11	-0.13
Kd of Th-230 in Unsaturated Zone 1		31	-0.02	34	-0.02	7	-0.17	8	-0.14
Kd of Th-230 in Saturated Zone		20	-0.04	24	-0.04	4	-0.22	6	-0.18
Kd of Th-228 in Contaminated Zone		42	0.01	17	0.05	15	0.09	4	0.19
Kd of Th-228 in Unsaturated Zone 1		38	-0.01	40	-0.01	9	-0.15	12	-0.13
Kd of Th-228 in Saturated Zone		30	-0.02	32	-0.02	12	0.12	3	0.25
Area of contaminated zone		3	0.09	5	0.09	32	0.04	33	0.01
Thickness of contaminated zone		1	0.12	1	0.16	19	0.07	15	0.04
Cover depth		45	0.00	45	0.00	1	-0.86	1	-0.70
Density of cover material		17	-0.04	21	-0.04	2	-0.79	2	-0.52
Cover erosion rate		2	0.12	2	0.12	5	0.19	13	0.08
Outdoor time fraction		24	-0.03	27	-0.03	3	0.34	7	0.15
Meat		5	-0.09	7	-0.08	17	-0.08	18	-0.03
Kd of Th-230 in Contaminated Zone		35	-0.01	15	-0.05	10	-0.13	5	-0.19
Kd of Th-230 in Unsaturated Zone 1		18	-0.04	22	-0.04	8	-0.16	10	-0.13
Kd of Th-230 in Saturated Zone		15	-0.04	12	-0.06	6	-0.18	9	-0.14
Aquatic food		28	0.02	33	0.02	28	-0.04	30	-0.02
Plant food		10	0.06	10	0.06	34	0.03	35	0.01
Kd of Ra-226 in Contaminated Zone		23	0.04	26	0.03	26	-0.05	26	-0.02
Kd of Ra-226 in Unsaturated Zone 1		22	0.04	18	0.05	36	0.03	37	0.01
Kd of Ra-226 in Saturated Zone		26	-0.03	29	-0.03	31	-0.04	32	-0.01
Kd of Pb-210 in Contaminated Zone		29	0.02	31	0.02	25	0.05	24	0.02
Kd of Pb-210 in Unsaturated Zone 1		39	-0.01	41	-0.01	30	-0.04	31	-0.01
Kd of Pb-210 in Saturated Zone		32	0.02	35	0.02	43	-0.01	43	0.00
Kd of Ra-228 in Contaminated Zone		19	-0.04	20	-0.04	35	0.03	36	0.01
Kd of Ra-228 in Unsaturated Zone 1		13	0.06	14	0.06	46	0.00	46	0.00
Kd of Ra-228 in Saturated Zone		4	0.09	4	0.09	33	0.03	34	0.01
R-SQUARE		0.10		0.10		0.84		0.84	

-Rank is set to zero if the dose is zero or the correlation matrix is singular.

-R-SQUARE varies between 0 and 1 and is called the coefficient of determination; it provides a measure of the variation in the dependent variable (Dose) explained by regression on the independent variables.

Coefficients for peak All Pathways Dose
 Coefficient =
 Repetition =

Description of Probabilistic Variable	PCC 2		SRC 2		PRCC 2		SRRC 2	
	Sig	Coeff	Sig	Coeff	Sig	Coeff	Sig	Coeff
Density of saturated zone	11	-0.08	15	-0.08	37	-0.03	39	-0.01
Density of Unsaturated zone 1	30	-0.02	31	-0.02	45	0.01	45	0.00
Depth of roots	5	-0.11	9	-0.10	43	-0.01	43	0.00
Saturated zone hydraulic conductivity	27	-0.03	27	-0.03	42	0.01	42	0.01
Thickness of Unsaturated zone 1	14	-0.06	14	-0.08	17	-0.08	11	-0.06
Contaminated zone b parameter	4	0.11	8	0.10	22	0.07	24	0.04
Saturated zone b parameter	35	-0.02	35	-0.01	11	-0.10	15	-0.05
Contaminated zone erosion rate	46	0.00	46	0.00	19	0.08	22	0.04
Contaminated zone hydraulic conductivity	3	0.14	6	0.13	33	0.04	35	0.02
Evapotranspiration coefficient	8	-0.10	12	-0.09	39	-0.02	41	-0.01
Runoff coefficient	23	-0.04	24	-0.03	14	-0.09	18	-0.04
Saturated zone hydraulic gradient	9	-0.09	13	-0.09	25	-0.06	28	-0.03
Weathering removal constant of all vegetation	6	0.10	10	0.10	8	0.12	12	0.06
Wind Speed	31	0.02	33	0.02	34	-0.03	36	-0.02
Mass loading for inhalation	24	-0.04	26	-0.03	24	-0.06	26	-0.03
Depth of soil mixing layer	13	-0.07	16	-0.07	9	-0.10	13	-0.05
Density of contaminated zone	18	0.05	20	0.04	36	0.03	38	0.01
Inhalation rate	17	0.05	19	0.05	21	0.08	23	0.04
Soil ingestion	7	0.10	11	0.09	28	0.05	32	0.02
Kd of Th-230 in Contaminated Zone	12	-0.07	2	-0.29	30	-0.04	9	-0.08
Kd of Th-230 in Unsaturated Zone 1	32	-0.02	30	-0.02	4	-0.16	4	-0.16
Kd of Th-230 in Saturated Zone	45	0.00	45	0.00	6	-0.13	6	-0.14
Kd of Th-228 in Contaminated Zone	26	0.03	3	0.20	41	0.01	25	0.03
Kd of Th-228 in Unsaturated Zone 1	39	0.01	38	0.01	23	-0.06	10	-0.06
Kd of Th-228 in Saturated Zone	16	-0.05	17	-0.06	20	0.08	3	0.20
Area of contaminated zone	38	-0.01	39	-0.01	18	-0.08	21	-0.04
Thickness of contaminated zone	10	-0.09	7	-0.11	32	-0.04	27	-0.03
Cover depth	28	-0.02	28	-0.02	1	-0.83	1	-0.71
Density of cover material	21	-0.04	22	-0.04	2	-0.69	2	-0.46
Cover erosion rate	29	0.02	29	0.02	31	0.04	34	0.02
Outdoor time fraction	2	0.17	5	0.15	3	0.25	7	0.12
Meat	15	0.06	18	0.05	35	0.03	37	0.01
Kd of Th-230 in Contaminated Zone	19	-0.05	4	-0.18	40	0.01	31	0.02
Kd of Th-230 in Unsaturated Zone 1	36	0.01	36	0.01	7	-0.12	8	-0.12
Kd of Th-230 in Saturated Zone	42	0.00	42	0.00	5	-0.13	5	-0.14
Aquatic food	40	0.01	40	0.01	44	0.01	44	0.00
Plant food	37	0.01	37	0.01	12	-0.09	16	-0.04
Kd of Ra-226 in Contaminated Zone	43	0.00	44	0.00	27	-0.05	30	-0.03
Kd of Ra-226 in Unsaturated Zone 1	44	0.00	43	0.00	10	-0.10	14	-0.05
Kd of Ra-226 in Saturated Zone	41	0.00	41	0.00	16	0.08	20	0.04
Kd of Pb-210 in Contaminated Zone	34	-0.02	34	-0.02	29	0.05	33	0.02
Kd of Pb-210 in Unsaturated Zone 1	25	0.04	25	0.03	13	-0.09	17	-0.04
Kd of Pb-210 in Saturated Zone	33	-0.02	32	-0.02	26	0.06	29	0.03
Kd of Ra-228 in Contaminated Zone	20	0.05	21	0.04	46	0.00	46	0.00
Kd of Ra-228 in Unsaturated Zone 1	1	0.30	1	0.30	15	0.08	19	0.04
Kd of Ra-228 in Saturated Zone	22	-0.04	23	-0.04	38	0.03	40	0.01
R-SQUARE		0.22		0.22		0.78		0.78

-Rank is set to zero if the dose is zero or the correlation matrix is singular.

-R-SQUARE varies between 0 and 1 and is called the coefficient of determination; it provides a measure of the variation in the dependent variable (Dose) explained by regression on the independent variables.

Coefficients for peak All Pathways Dose								
Coefficient =								
Repetition =								
Description of Probabilistic Variable					PCC 3		SRC 3	
					Sig	Coeff	Sig	Coeff
					PRCC 3		SRRC 3	
					Sig	Coeff	Sig	Coeff
Density of saturated zone					41	0.01	42	0.01
Density of Unsaturated zone 1					22	0.03	24	0.03
Depth of roots					21	-0.03	23	-0.03
Saturated zone hydraulic conductivity					19	0.05	21	0.05
Thickness of Unsaturated zone 1					17	-0.05	12	-0.07
Contaminated zone b parameter					18	-0.05	20	-0.05
Saturated zone b parameter					24	-0.03	26	-0.03
Contaminated zone erosion rate					15	0.06	17	0.06
Contaminated zone hydraulic conductivity					40	-0.01	41	-0.01
Evapotranspiration coefficient					3	-0.13	4	-0.12
Runoff coefficient					4	-0.12	5	-0.12
Saturated zone hydraulic gradient					8	0.07	11	0.07
Weathering removal constant of all vegetation					34	0.01	35	0.01
Wind Speed					1	0.13	3	0.12
Mass loading for inhalation					7	-0.09	9	-0.08
Depth of soil mixing layer					31	-0.02	32	-0.02
Density of contaminated zone					28	0.02	29	0.02
Inhalation rate					35	0.01	36	0.01
Soil ingestion					6	-0.09	8	-0.09
Kd of Th-230 in Contaminated Zone					23	-0.03	6	-0.11
Kd of Th-230 in Unsaturated Zone 1					36	-0.01	37	-0.01
Kd of Th-230 in Saturated Zone					5	-0.10	2	-0.17
Kd of Th-228 in Contaminated Zone					43	0.00	28	0.02
Kd of Th-228 in Unsaturated Zone 1					45	0.00	45	0.00
Kd of Th-228 in Saturated Zone					20	-0.04	22	-0.04
Area of contaminated zone					29	-0.02	31	-0.02
Thickness of contaminated zone					13	-0.06	10	-0.08
Cover depth					38	0.01	39	0.01
Density of cover material					9	-0.07	14	-0.07
Cover erosion rate					27	-0.03	27	-0.03
Outdoor time fraction					14	-0.06	18	-0.06
Meat					44	0.00	44	0.00
Kd of Th-230 in Contaminated Zone					26	-0.03	7	-0.10
Kd of Th-230 in Unsaturated Zone 1					39	-0.01	40	-0.01
Kd of Th-230 in Saturated Zone					37	0.01	38	0.01
Aquatic food					16	0.06	19	0.05
Plant food					11	0.07	15	0.07
Kd of Ra-226 in Contaminated Zone					10	0.07	13	0.07
Kd of Ra-226 in Unsaturated Zone 1					46	0.00	46	0.00
Kd of Ra-226 in Saturated Zone					33	0.02	34	0.01
Kd of Pb-210 in Contaminated Zone					25	0.03	25	0.03
Kd of Pb-210 in Unsaturated Zone 1					2	0.13	1	0.22
Kd of Pb-210 in Saturated Zone					42	0.00	43	0.00
Kd of Ra-228 in Contaminated Zone					30	-0.02	30	-0.02
Kd of Ra-228 in Unsaturated Zone 1					12	-0.07	16	-0.06
Kd of Ra-228 in Saturated Zone					32	0.02	33	0.01
R-SQUARE					0.14		0.14	
							0.81	
							0.81	

-Rank is set to zero if the dose is zero or the correlation matrix is singular.

-R-SQUARE varies between 0 and 1 and is called the coefficient of determination; it provides a measure of the variation in the dependent variable (Dose) explained by regression on the independent variables.

Coefficients for peak All Pathways Dose
 Coefficient =
 Repetition =

Description of Probabilistic Variable	PCC 4		SRC 4		PRCC 4		SRRC 4	
	Sig	Coeff	Sig	Coeff	Sig	Coeff	Sig	Coeff
Density of saturated zone	32	-0.02	33	-0.01	24	0.06	26	0.03
Density of Unsaturated zone 1	3	-0.14	5	-0.14	32	0.02	33	0.01
Depth of roots	41	0.01	41	0.01	26	0.04	27	0.02
Saturated zone hydraulic conductivity	25	-0.02	27	-0.02	30	0.03	30	0.01
Thickness of Unsaturated zone 1	28	-0.02	25	-0.02	35	0.02	31	0.01
Contaminated zone b parameter	42	0.01	42	0.01	45	0.00	45	0.00
Saturated zone b parameter	26	-0.02	28	-0.02	29	0.03	28	0.01
Contaminated zone erosion rate	8	0.07	11	0.07	34	-0.02	35	-0.01
Contaminated zone hydraulic conductivity	43	0.01	43	0.00	42	0.01	43	0.00
Evapotranspiration coefficient	4	-0.10	7	-0.10	4	-0.18	12	-0.08
Runoff coefficient	6	0.08	9	0.08	22	-0.07	24	-0.03
Saturated zone hydraulic gradient	5	0.10	6	0.10	44	0.00	44	0.00
Weathering removal constant of all vegetation	11	-0.05	14	-0.05	21	-0.07	23	-0.03
Wind Speed	12	-0.05	15	-0.05	33	0.02	34	0.01
Mass loading for inhalation	40	0.01	40	0.01	23	-0.06	25	-0.03
Depth of soil mixing layer	9	-0.07	12	-0.06	18	-0.08	21	-0.04
Density of contaminated zone	2	0.15	4	0.14	39	0.01	40	0.00
Inhalation rate	19	0.03	22	0.03	41	0.01	42	0.00
Soil ingestion	34	-0.01	35	-0.01	37	-0.02	38	-0.01
Kd of Th-230 in Contaminated Zone	22	0.02	8	0.09	25	-0.06	10	-0.09
Kd of Th-230 in Unsaturated Zone 1	30	0.02	29	0.02	7	-0.11	9	-0.10
Kd of Th-230 in Saturated Zone	45	0.00	45	0.00	5	-0.13	5	-0.12
Kd of Th-228 in Contaminated Zone	15	-0.04	1	-0.26	27	0.03	11	0.08
Kd of Th-228 in Unsaturated Zone 1	23	-0.02	26	-0.02	9	-0.11	8	-0.10
Kd of Th-228 in Saturated Zone	39	0.01	20	0.03	20	0.07	3	0.16
Area of contaminated zone	7	0.08	10	0.08	36	0.02	37	0.01
Thickness of contaminated zone	17	0.04	17	0.05	13	0.09	13	0.06
Cover depth	18	-0.03	21	-0.03	1	-0.83	1	-0.69
Density of cover material	27	-0.02	30	-0.02	2	-0.72	2	-0.48
Cover erosion rate	16	-0.04	19	-0.04	12	0.10	16	0.05
Outdoor time fraction	20	-0.03	23	-0.02	3	0.28	4	0.13
Meat	35	0.01	36	0.01	11	0.11	15	0.05
Kd of Th-230 in Contaminated Zone	10	0.06	2	0.25	43	0.00	36	0.01
Kd of Th-230 in Unsaturated Zone 1	37	-0.01	37	-0.01	6	-0.12	6	-0.12
Kd of Th-230 in Saturated Zone	24	-0.02	13	-0.06	8	-0.11	7	-0.11
Aquatic food	29	-0.02	31	-0.02	28	-0.03	29	-0.01
Plant food	36	-0.01	38	-0.01	46	0.00	46	0.00
Kd of Ra-226 in Contaminated Zone	44	0.00	44	0.00	38	-0.01	39	-0.01
Kd of Ra-226 in Unsaturated Zone 1	13	-0.05	16	-0.05	40	-0.01	41	0.00
Kd of Ra-226 in Saturated Zone	38	-0.01	39	-0.01	15	-0.08	18	-0.04
Kd of Pb-210 in Contaminated Zone	21	-0.02	24	-0.02	31	-0.03	32	-0.01
Kd of Pb-210 in Unsaturated Zone 1	31	-0.02	32	-0.02	10	-0.11	14	-0.05
Kd of Pb-210 in Saturated Zone	1	0.21	3	0.20	16	-0.08	19	-0.04
Kd of Ra-228 in Contaminated Zone	33	-0.01	34	-0.01	17	0.08	20	0.04
Kd of Ra-228 in Unsaturated Zone 1	14	0.04	18	0.04	19	-0.08	22	-0.04
Kd of Ra-228 in Saturated Zone	46	0.00	46	0.00	14	-0.08	17	-0.04
R-SQUARE		0.14		0.14		0.79		0.79

-Rank is set to zero if the dose is zero or the correlation matrix is singular.

-R-SQUARE varies between 0 and 1 and is called the coefficient of determination; it provides a measure of the variation in the dependent variable (Dose) explained by regression on the independent variables.

Coefficients for peak All Pathways Dose		PCC		SRC		PRCC		SRRC	
Coefficient =		5		5		5		5	
Repetition =									
Description of Probabilistic Variable		Sig	Coeff	Sig	Coeff	Sig	Coeff	Sig	Coeff
Density of saturated zone		13	-0.06	19	-0.06	29	0.03	34	0.01
Density of Unsaturated zone 1		24	0.04	26	0.04	46	0.00	46	0.00
Depth of roots		25	0.04	27	0.04	4	0.19	5	0.09
Saturated zone hydraulic conductivity		26	-0.04	22	-0.04	24	-0.04	28	-0.02
Thickness of Unsaturated zone 1		4	-0.10	5	-0.13	9	-0.09	11	-0.07
Contaminated zone b parameter		38	-0.01	38	-0.01	34	-0.03	37	-0.01
Saturated zone b parameter		9	-0.07	14	-0.07	39	0.02	41	0.01
Contaminated zone erosion rate		5	-0.10	8	-0.10	5	-0.14	9	-0.07
Contaminated zone hydraulic conductivity		37	-0.01	37	-0.01	23	0.05	27	0.02
Evapotranspiration coefficient		22	0.04	24	0.04	20	-0.05	24	-0.02
Runoff coefficient		10	-0.07	15	-0.07	44	-0.01	44	-0.01
Saturated zone hydraulic gradient		1	0.16	3	0.16	27	0.03	32	0.01
Weathering removal constant of all vegetation		23	-0.04	25	-0.04	30	-0.03	35	-0.01
Wind Speed		31	-0.02	31	-0.02	40	-0.02	42	-0.01
Mass loading for inhalation		19	0.05	21	0.05	38	0.02	40	0.01
Depth of soil mixing layer		11	0.06	17	0.06	21	0.05	25	0.02
Density of contaminated zone		12	0.06	18	0.06	10	0.09	18	0.04
Inhalation rate		30	-0.02	30	-0.02	17	-0.07	20	-0.03
Soil ingestion		29	-0.03	29	-0.03	36	-0.02	38	-0.01
Kd of Th-230 in Contaminated Zone		27	0.04	4	0.15	33	-0.03	13	-0.05
Kd of Th-230 in Unsaturated Zone 1		46	0.00	46	0.00	13	-0.08	7	-0.08
Kd of Th-230 in Saturated Zone		28	-0.03	28	-0.03	11	-0.09	4	-0.09
Kd of Th-228 in Contaminated Zone		17	-0.05	1	-0.32	35	0.02	8	0.07
Kd of Th-228 in Unsaturated Zone 1		36	-0.01	36	-0.01	41	-0.02	31	-0.02
Kd of Th-228 in Saturated Zone		39	0.01	39	0.01	32	0.03	12	0.06
Area of contaminated zone		35	0.01	35	0.01	25	-0.04	29	-0.02
Thickness of contaminated zone		20	-0.05	16	-0.06	16	-0.07	17	-0.05
Cover depth		6	0.09	9	0.09	1	-0.84	1	-0.71
Density of cover material		2	-0.11	6	-0.10	2	-0.72	2	-0.48
Cover erosion rate		8	0.07	13	0.07	22	0.05	26	0.02
Outdoor time fraction		3	0.11	7	0.10	3	0.25	3	0.12
Meat		7	-0.08	11	-0.08	31	-0.03	36	-0.01
Kd of Th-230 in Contaminated Zone		15	0.05	2	0.23	43	-0.01	22	-0.03
Kd of Th-230 in Unsaturated Zone 1		44	0.00	44	0.00	15	-0.07	10	-0.07
Kd of Th-230 in Saturated Zone		32	-0.02	32	-0.02	12	-0.09	6	-0.09
Aquatic food		45	0.00	45	0.00	37	-0.02	39	-0.01
Plant food		21	-0.04	23	-0.04	14	-0.07	19	-0.03
Kd of Ra-226 in Contaminated Zone		40	0.01	40	0.01	26	0.04	30	0.02
Kd of Ra-226 in Unsaturated Zone 1		14	-0.06	10	-0.08	6	-0.11	14	-0.05
Kd of Ra-226 in Saturated Zone		18	-0.05	20	-0.05	19	0.06	23	0.03
Kd of Pb-210 in Contaminated Zone		42	0.00	43	0.00	8	-0.10	16	-0.05
Kd of Pb-210 in Unsaturated Zone 1		33	0.02	33	0.02	45	-0.01	45	0.00
Kd of Pb-210 in Saturated Zone		41	0.01	41	0.01	7	-0.10	15	-0.05
Kd of Ra-228 in Contaminated Zone		34	-0.01	34	-0.01	18	0.06	21	0.03
Kd of Ra-228 in Unsaturated Zone 1		16	0.05	12	0.07	42	0.01	43	0.01
Kd of Ra-228 in Saturated Zone		43	0.00	42	0.01	28	0.03	33	0.01
R-SQUARE		0.11		0.11		0.79		0.79	

-Rank is set to zero if the dose is zero or the correlation matrix is singular.

-R-SQUARE varies between 0 and 1 and is called the coefficient of determination; it provides a measure of the variation in the dependent variable (Dose) explained by regression on the independent variables.

Coefficients for peak External Ground Dose		PCC		SRC		PRCC		SRRC	
Coefficient =		1		1		1		1	
Repetition =									
Description of Probabilistic Variable		Sig	Coeff	Sig	Coeff	Sig	Coeff	Sig	Coeff
Density of saturated zone		41	-0.01	41	-0.01	13	-0.09	16	-0.02
Density of Unsaturated zone 1		9	0.08	12	0.07	9	-0.10	12	-0.02
Depth of roots		26	0.04	25	0.04	10	-0.10	13	-0.02
Saturated zone hydraulic conductivity		35	-0.02	36	-0.02	43	-0.01	45	0.00
Thickness of Unsaturated zone 1		4	-0.12	7	-0.14	33	-0.02	32	-0.01
Contaminated zone b parameter		42	-0.01	42	-0.01	42	-0.01	44	0.00
Saturated zone b parameter		13	0.07	15	0.06	39	-0.01	42	0.00
Contaminated zone erosion rate		18	-0.05	19	-0.05	26	0.04	29	0.01
Contaminated zone hydraulic conductivity		44	0.01	44	0.01	34	-0.02	35	0.00
Evapotranspiration coefficient		11	-0.07	14	-0.06	37	-0.02	40	0.00
Runoff coefficient		30	0.03	30	0.03	31	0.03	34	0.01
Saturated zone hydraulic gradient		45	0.00	45	0.00	20	0.06	22	0.01
Weathering removal constant of all vegetation		37	-0.02	37	-0.02	18	0.06	21	0.01
Wind Speed		21	-0.05	22	-0.04	6	0.10	9	0.02
Mass loading for inhalation		27	0.04	27	0.03	38	-0.01	41	0.00
Depth of soil mixing layer		23	-0.04	24	-0.04	7	-0.10	11	-0.02
Density of contaminated zone		46	0.00	46	0.00	23	0.05	26	0.01
Inhalation rate		24	-0.04	23	-0.04	44	-0.01	46	0.00
Soil ingestion		28	0.04	28	0.03	22	-0.05	24	-0.01
Kd of Th-230 in Contaminated Zone		7	-0.09	3	-0.33	35	0.02	20	0.01
Kd of Th-230 in Unsaturated Zone 1		33	-0.02	32	-0.02	19	0.06	8	0.02
Kd of Th-230 in Saturated Zone		34	0.02	35	0.02	40	0.01	39	0.00
Kd of Th-228 in Contaminated Zone		12	0.07	1	0.40	46	0.00	36	0.00
Kd of Th-228 in Unsaturated Zone 1		20	0.05	21	0.04	25	0.04	17	0.02
Kd of Th-228 in Saturated Zone		39	-0.01	39	-0.01	17	-0.06	4	-0.06
Area of contaminated zone		15	-0.06	16	-0.05	41	0.01	43	0.00
Thickness of contaminated zone		5	-0.09	8	-0.12	29	0.03	27	0.01
Cover depth		1	-0.37	2	-0.35	1	-0.97	1	-0.80
Density of cover material		2	-0.25	4	-0.23	2	-0.94	2	-0.53
Cover erosion rate		3	0.16	6	0.15	4	0.25	5	0.05
Outdoor time fraction		19	0.05	18	0.05	3	0.57	3	0.13
Meat		25	0.04	26	0.04	5	-0.15	6	-0.03
Kd of Th-230 in Contaminated Zone		17	-0.06	5	-0.22	45	0.00	37	0.00
Kd of Th-230 in Unsaturated Zone 1		43	-0.01	43	-0.01	16	0.07	7	0.03
Kd of Th-230 in Saturated Zone		6	-0.09	9	-0.10	32	0.03	25	0.01
Aquatic food		8	-0.08	11	-0.07	11	0.10	14	0.02
Plant food		10	0.07	13	0.06	27	-0.03	30	-0.01
Kd of Ra-226 in Contaminated Zone		31	-0.03	31	-0.03	14	0.08	18	0.01
Kd of Ra-226 in Unsaturated Zone 1		14	0.07	10	0.08	21	-0.06	23	-0.01
Kd of Ra-226 in Saturated Zone		29	0.03	29	0.03	30	-0.03	33	-0.01
Kd of Pb-210 in Contaminated Zone		38	-0.02	38	-0.02	24	-0.04	28	-0.01
Kd of Pb-210 in Unsaturated Zone 1		40	-0.01	40	-0.01	12	-0.09	15	-0.02
Kd of Pb-210 in Saturated Zone		22	-0.04	20	-0.05	15	0.07	19	0.01
Kd of Ra-228 in Contaminated Zone		36	-0.02	34	-0.02	28	0.03	31	0.01
Kd of Ra-228 in Unsaturated Zone 1		16	-0.06	17	-0.05	8	0.10	10	0.02
Kd of Ra-228 in Saturated Zone		32	0.03	33	0.02	36	-0.02	38	0.00
R-SQUARE			0.26		0.26		0.97		0.97

-Rank is set to zero if the dose is zero or the correlation matrix is singular.

-R-SQUARE varies between 0 and 1 and is called the coefficient of determination; it provides a measure of the variation in the dependent variable (Dose) explained by regression on the independent variables.

Coefficients for peak External Ground Dose		PCC		SRC		PRCC		SRRC	
Coefficient =		2		2		2		2	
Repetition =									
Description of Probabilistic Variable		Sig	Coeff	Sig	Coeff	Sig	Coeff	Sig	Coeff
Density of saturated zone		35	0.03	35	0.02	37	0.02	39	0.00
Density of Unsaturated zone 1		5	0.12	9	0.08	11	-0.07	17	-0.01
Depth of roots		8	0.10	13	0.06	24	0.05	27	0.01
Saturated zone hydraulic conductivity		36	-0.02	36	-0.02	21	-0.06	23	-0.01
Thickness of Unsaturated zone 1		12	-0.07	12	-0.07	40	-0.02	36	-0.01
Contaminated zone b parameter		21	-0.04	22	-0.03	41	0.02	41	0.00
Saturated zone b parameter		28	-0.04	27	-0.02	34	-0.03	37	-0.01
Contaminated zone erosion rate		42	-0.01	42	0.00	7	0.10	14	0.02
Contaminated zone hydraulic conductivity		26	-0.04	26	-0.03	32	0.03	35	0.01
Evapotranspiration coefficient		6	-0.11	11	-0.07	39	0.02	40	0.00
Runoff coefficient		16	-0.07	16	-0.04	14	0.07	19	0.01
Saturated zone hydraulic gradient		40	-0.02	40	-0.01	42	-0.02	42	0.00
Weathering removal constant of all vegetation		7	0.11	10	0.07	44	-0.01	44	0.00
Wind Speed		27	0.04	28	0.02	45	-0.01	45	0.00
Mass loading for inhalation		33	0.03	33	0.02	33	-0.03	34	-0.01
Depth of soil mixing layer		34	0.03	34	0.02	35	-0.02	38	0.00
Density of contaminated zone		41	0.01	41	0.01	17	-0.06	21	-0.01
Inhalation rate		17	-0.06	17	-0.04	5	0.18	9	0.04
Soil ingestion		38	0.02	38	0.01	25	-0.05	28	-0.01
Kd of Th-230 in Contaminated Zone		10	0.08	4	0.22	20	-0.06	6	-0.04
Kd of Th-230 in Unsaturated Zone 1		1	0.63	1	0.61	38	0.02	25	0.01
Kd of Th-230 in Saturated Zone		32	0.03	30	0.02	9	0.08	10	0.04
Kd of Th-228 in Contaminated Zone		11	-0.07	2	-0.31	12	0.07	4	0.08
Kd of Th-228 in Unsaturated Zone 1		44	0.00	44	0.00	18	0.06	12	0.02
Kd of Th-228 in Saturated Zone		23	-0.04	21	-0.03	13	-0.07	5	-0.07
Area of contaminated zone		20	0.05	20	0.03	15	-0.06	20	-0.01
Thickness of contaminated zone		9	-0.09	7	-0.09	26	-0.04	18	-0.01
Cover depth		2	-0.36	3	-0.26	1	-0.97	1	-0.82
Density of cover material		3	-0.30	5	-0.21	2	-0.94	2	-0.54
Cover erosion rate		4	0.13	8	0.09	4	0.21	7	0.04
Outdoor time fraction		18	0.06	18	0.04	3	0.54	3	0.13
Meat		45	0.00	45	0.00	43	-0.02	43	0.00
Kd of Th-230 in Contaminated Zone		14	0.07	6	0.18	22	-0.05	8	-0.04
Kd of Th-230 in Unsaturated Zone 1		39	-0.02	39	-0.01	16	0.06	11	0.03
Kd of Th-230 in Saturated Zone		31	0.03	31	0.02	36	0.02	24	0.01
Aquatic food		46	0.00	46	0.00	46	0.00	46	0.00
Plant food		25	0.04	25	0.03	27	-0.04	29	-0.01
Kd of Ra-226 in Contaminated Zone		19	0.05	19	0.03	6	-0.11	13	-0.02
Kd of Ra-226 in Unsaturated Zone 1		13	0.07	14	0.05	8	-0.09	15	-0.02
Kd of Ra-226 in Saturated Zone		37	0.02	37	0.02	10	-0.08	16	-0.01
Kd of Pb-210 in Contaminated Zone		30	-0.03	32	-0.02	28	0.04	30	0.01
Kd of Pb-210 in Unsaturated Zone 1		43	0.01	43	0.00	30	0.04	32	0.01
Kd of Pb-210 in Saturated Zone		24	-0.04	24	-0.03	29	0.04	31	0.01
Kd of Ra-228 in Contaminated Zone		15	-0.07	15	-0.05	23	0.05	26	0.01
Kd of Ra-228 in Unsaturated Zone 1		22	-0.04	23	-0.03	31	0.03	33	0.01
Kd of Ra-228 in Saturated Zone		29	-0.03	29	-0.02	19	0.06	22	0.01
R-SQUARE		0.59		0.59		0.96		0.96	

-Rank is set to zero if the dose is zero or the correlation matrix is singular.

-R-SQUARE varies between 0 and 1 and is called the coefficient of determination; it provides a measure of the variation in the dependent variable (Dose) explained by regression on the independent variables.

Coefficients for peak External Ground Dose		PCC		SRC		PRCC		SRRC	
Coefficient =		3		3		3		3	
Repetition =									
Description of Probabilistic Variable		Sig	Coeff	Sig	Coeff	Sig	Coeff	Sig	Coeff
Density of saturated zone		30	0.03	31	0.03	22	0.06	23	0.01
Density of Unsaturated zone 1		46	0.00	46	0.00	18	-0.07	20	-0.01
Depth of roots		16	-0.06	18	-0.05	43	-0.01	44	0.00
Saturated zone hydraulic conductivity		1	0.41	3	0.39	35	0.02	35	0.00
Thickness of Unsaturated zone 1		20	0.04	17	0.05	33	0.02	31	0.01
Contaminated zone b parameter		23	0.04	24	0.04	9	-0.12	13	-0.02
Saturated zone b parameter		17	-0.05	20	-0.04	15	-0.09	17	-0.02
Contaminated zone erosion rate		9	0.09	9	0.07	26	-0.05	27	-0.01
Contaminated zone hydraulic conductivity		21	-0.04	25	-0.04	32	-0.03	33	-0.01
Evapotranspiration coefficient		13	0.06	14	0.05	20	0.07	21	0.01
Runoff coefficient		28	-0.04	28	-0.03	10	0.11	14	0.02
Saturated zone hydraulic gradient		36	-0.01	36	-0.01	36	-0.02	37	0.00
Weathering removal constant of all vegetation		26	0.04	27	0.03	23	0.06	25	0.01
Wind Speed		27	0.04	29	0.03	28	-0.04	29	-0.01
Mass loading for inhalation		43	0.01	43	0.01	38	0.01	39	0.00
Depth of soil mixing layer		45	0.00	45	0.00	40	-0.01	40	0.00
Density of contaminated zone		31	0.03	32	0.03	42	-0.01	43	0.00
Inhalation rate		11	0.08	12	0.06	8	-0.13	11	-0.03
Soil ingestion		18	-0.05	21	-0.04	16	0.09	18	0.02
Kd of Th-230 in Contaminated Zone		7	-0.12	2	-0.39	6	0.17	4	0.11
Kd of Th-230 in Unsaturated Zone 1		40	0.01	40	0.01	11	0.11	9	0.04
Kd of Th-230 in Saturated Zone		32	0.03	23	0.04	44	0.01	42	0.00
Kd of Th-228 in Contaminated Zone		6	0.12	1	0.57	5	-0.17	3	-0.17
Kd of Th-228 in Unsaturated Zone 1		42	-0.01	42	-0.01	19	0.07	12	0.02
Kd of Th-228 in Saturated Zone		35	-0.02	35	-0.02	24	-0.06	8	-0.04
Area of contaminated zone		38	0.01	38	0.01	13	0.09	16	0.02
Thickness of contaminated zone		25	0.04	19	0.05	39	0.01	36	0.00
Cover depth		2	-0.33	5	-0.29	1	-0.98	1	-0.82
Density of cover material		3	-0.29	6	-0.24	2	-0.94	2	-0.52
Cover erosion rate		14	-0.06	15	-0.05	4	0.29	7	0.06
Outdoor time fraction		4	0.17	7	0.14	3	0.51	5	0.11
Meat		5	0.13	8	0.10	17	0.08	19	0.02
Kd of Th-230 in Contaminated Zone		8	-0.11	4	-0.34	7	0.16	6	0.11
Kd of Th-230 in Unsaturated Zone 1		19	0.05	22	0.04	14	0.09	10	0.03
Kd of Th-230 in Saturated Zone		10	-0.08	10	-0.07	31	-0.03	24	-0.01
Aquatic food		22	-0.04	26	-0.03	34	-0.02	34	0.00
Plant food		44	0.01	44	0.00	30	-0.03	32	-0.01
Kd of Ra-226 in Contaminated Zone		12	-0.08	11	-0.06	45	0.01	45	0.00
Kd of Ra-226 in Unsaturated Zone 1		39	0.01	39	0.01	46	0.00	46	0.00
Kd of Ra-226 in Saturated Zone		37	-0.01	37	-0.01	25	-0.05	26	-0.01
Kd of Pb-210 in Contaminated Zone		15	0.06	16	0.05	21	-0.07	22	-0.01
Kd of Pb-210 in Unsaturated Zone 1		24	-0.04	13	-0.06	37	0.01	38	0.00
Kd of Pb-210 in Saturated Zone		33	0.02	33	0.02	12	-0.10	15	-0.02
Kd of Ra-228 in Contaminated Zone		34	0.02	34	0.02	27	-0.05	28	-0.01
Kd of Ra-228 in Unsaturated Zone 1		29	0.03	30	0.03	29	-0.04	30	-0.01
Kd of Ra-228 in Saturated Zone		41	0.01	41	0.01	41	-0.01	41	0.00
R-SQUARE			0.38		0.38		0.97		0.97

-Rank is set to zero if the dose is zero or the correlation matrix is singular.

-R-SQUARE varies between 0 and 1 and is called the coefficient of determination; it provides a measure of the variation in the dependent variable (Dose) explained by regression on the independent variables.

Coefficients for peak External Ground Dose

Coefficient = Repetition =	PCC 4		SRC 4		PRCC 4		SRRC 4	
	Sig	Coeff	Sig	Coeff	Sig	Coeff	Sig	Coeff
Description of Probabilistic Variable								
Density of saturated zone	20	-0.05	23	-0.04	33	0.04	34	0.01
Density of Unsaturated zone 1	29	-0.03	32	-0.03	34	-0.04	35	-0.01
Depth of roots	9	-0.09	14	-0.08	8	-0.12	15	-0.02
Saturated zone hydraulic conductivity	15	-0.07	20	-0.06	31	0.05	31	0.01
Thickness of Unsaturated zone 1	43	0.01	40	0.01	36	0.04	32	0.01
Contaminated zone b parameter	17	0.06	22	0.05	12	-0.11	18	-0.02
Saturated zone b parameter	8	0.09	13	0.08	20	-0.09	21	-0.02
Contaminated zone erosion rate	3	0.16	6	0.14	46	0.00	46	0.00
Contaminated zone hydraulic conductivity	36	0.02	36	0.02	44	0.01	44	0.00
Evapotranspiration coefficient	32	-0.03	33	-0.03	24	-0.07	26	-0.01
Runoff coefficient	11	-0.08	16	-0.07	30	-0.06	30	-0.01
Saturated zone hydraulic gradient	4	0.11	8	0.10	29	-0.06	29	-0.01
Weathering removal constant of all vegetation	13	-0.07	18	-0.06	9	0.12	16	0.02
Wind Speed	6	0.10	10	0.09	19	0.09	22	0.02
Mass loading for inhalation	16	-0.07	21	-0.06	40	-0.02	40	0.00
Depth of soil mixing layer	10	0.08	15	0.07	6	-0.13	14	-0.02
Density of contaminated zone	40	0.01	41	0.01	37	-0.04	38	-0.01
Inhalation rate	19	-0.05	24	-0.04	15	0.10	19	0.02
Soil ingestion	14	0.07	19	0.06	27	0.07	28	0.01
Kd of Th-230 in Contaminated Zone	24	0.04	5	0.14	18	-0.09	6	-0.05
Kd of Th-230 in Unsaturated Zone 1	41	0.01	42	0.01	5	0.14	8	0.04
Kd of Th-230 in Saturated Zone	35	0.02	35	0.02	14	0.10	11	0.04
Kd of Th-228 in Contaminated Zone	30	-0.03	4	-0.16	21	0.08	5	0.07
Kd of Th-228 in Unsaturated Zone 1	45	0.00	46	0.00	13	0.11	12	0.03
Kd of Th-228 in Saturated Zone	31	0.03	12	0.08	7	-0.12	4	-0.10
Area of contaminated zone	5	-0.10	9	-0.09	22	-0.08	23	-0.01
Thickness of contaminated zone	46	0.00	45	0.00	39	0.02	37	0.01
Cover depth	1	-0.35	1	-0.33	1	-0.98	1	-0.80
Density of cover material	2	-0.25	2	-0.23	2	-0.96	2	-0.55
Cover erosion rate	37	-0.02	37	-0.02	4	0.25	7	0.04
Outdoor time fraction	7	0.10	11	0.09	3	0.61	3	0.13
Meat	44	0.00	44	0.00	10	0.12	17	0.02
Kd of Th-230 in Contaminated Zone	33	0.03	7	0.10	28	-0.07	10	-0.04
Kd of Th-230 in Unsaturated Zone 1	39	-0.01	38	-0.01	11	0.11	9	0.04
Kd of Th-230 in Saturated Zone	18	-0.06	3	-0.16	16	0.10	13	0.03
Aquatic food	25	-0.04	28	-0.03	23	0.08	24	0.01
Plant food	21	0.05	25	0.04	43	0.01	43	0.00
Kd of Ra-226 in Contaminated Zone	23	-0.04	27	-0.04	38	-0.03	39	-0.01
Kd of Ra-226 in Unsaturated Zone 1	22	-0.04	26	-0.04	42	-0.02	42	0.00
Kd of Ra-226 in Saturated Zone	42	-0.01	43	-0.01	32	-0.05	33	-0.01
Kd of Pb-210 in Contaminated Zone	26	-0.04	29	-0.03	41	-0.02	41	0.00
Kd of Pb-210 in Unsaturated Zone 1	38	0.01	39	0.01	26	-0.07	25	-0.01
Kd of Pb-210 in Saturated Zone	27	-0.04	30	-0.03	45	0.00	45	0.00
Kd of Ra-228 in Contaminated Zone	28	-0.03	31	-0.03	25	0.07	27	0.01
Kd of Ra-228 in Unsaturated Zone 1	34	-0.03	34	-0.02	35	0.04	36	0.01
Kd of Ra-228 in Saturated Zone	12	-0.07	17	-0.07	17	-0.10	20	-0.02
R-SQUARE		0.26		0.26		0.97		0.97

-Rank is set to zero if the dose is zero or the correlation matrix is singular.

-R-SQUARE varies between 0 and 1 and is called the coefficient of determination; it provides a measure of the variation in the dependent variable (Dose) explained by regression on the independent variables.

Coefficients for peak External Ground Dose		PCC		SRC		PRCC		SRRC	
Coefficient =		5		5		5		5	
Repetition =									
Description of Probabilistic Variable		Sig	Coeff	Sig	Coeff	Sig	Coeff	Sig	Coeff
Density of saturated zone		19	-0.04	22	-0.04	14	0.07	21	0.01
Density of Unsaturated zone 1		7	-0.08	11	-0.07	16	0.06	22	0.01
Depth of roots		9	0.07	14	0.06	23	0.05	28	0.01
Saturated zone hydraulic conductivity		23	-0.03	23	-0.04	45	0.01	45	0.00
Thickness of Unsaturated zone 1		46	0.00	46	0.00	44	-0.01	42	0.00
Contaminated zone b parameter		28	0.03	30	0.02	43	-0.01	44	0.00
Saturated zone b parameter		14	-0.06	18	-0.06	20	0.06	26	0.01
Contaminated zone erosion rate		42	0.00	42	0.00	12	-0.08	17	-0.01
Contaminated zone hydraulic conductivity		5	0.13	6	0.11	5	0.15	8	0.03
Evapotranspiration coefficient		26	-0.03	29	-0.03	38	0.02	40	0.00
Runoff coefficient		16	-0.06	19	-0.05	7	0.14	10	0.03
Saturated zone hydraulic gradient		12	-0.07	16	-0.06	46	0.00	46	0.00
Weathering removal constant of all vegetation		6	-0.09	9	-0.08	39	-0.02	41	0.00
Wind Speed		21	-0.04	24	-0.03	32	-0.03	36	-0.01
Mass loading for inhalation		38	0.01	39	0.01	21	-0.05	27	-0.01
Depth of soil mixing layer		24	-0.03	28	-0.03	11	0.08	16	0.02
Density of contaminated zone		8	-0.08	12	-0.07	33	-0.03	38	-0.01
Inhalation rate		17	-0.05	21	-0.04	35	-0.02	39	0.00
Soil ingestion		13	0.06	17	0.06	42	0.01	43	0.00
Kd of Th-230 in Contaminated Zone		27	-0.03	7	-0.11	31	-0.03	11	-0.02
Kd of Th-230 in Unsaturated Zone 1		25	-0.03	27	-0.03	28	-0.03	19	-0.01
Kd of Th-230 in Saturated Zone		31	-0.02	31	-0.02	41	0.02	35	0.01
Kd of Th-228 in Contaminated Zone		20	0.04	3	0.25	34	0.02	7	0.03
Kd of Th-228 in Unsaturated Zone 1		18	-0.05	20	-0.05	40	0.02	34	0.01
Kd of Th-228 in Saturated Zone		37	0.01	37	0.01	22	0.05	4	0.05
Area of contaminated zone		22	0.03	26	0.03	9	-0.11	12	-0.02
Thickness of contaminated zone		29	0.03	25	0.03	37	-0.02	37	-0.01
Cover depth		1	-0.38	1	-0.36	1	-0.98	1	-0.82
Density of cover material		2	-0.31	2	-0.28	2	-0.95	2	-0.53
Cover erosion rate		3	0.15	4	0.14	4	0.22	6	0.04
Outdoor time fraction		4	0.13	5	0.12	3	0.56	3	0.12
Meat		10	-0.07	15	-0.06	19	0.06	25	0.01
Kd of Th-230 in Contaminated Zone		30	-0.02	8	-0.09	36	-0.02	14	-0.02
Kd of Th-230 in Unsaturated Zone 1		44	0.00	44	0.00	8	-0.12	5	-0.04
Kd of Th-230 in Saturated Zone		36	0.01	36	0.01	25	-0.04	15	-0.02
Aquatic food		33	-0.02	34	-0.02	29	0.03	32	0.01
Plant food		41	0.00	41	0.00	24	-0.04	29	-0.01
Kd of Ra-226 in Contaminated Zone		11	-0.07	13	-0.06	6	0.14	9	0.03
Kd of Ra-226 in Unsaturated Zone 1		40	0.01	38	0.01	18	0.06	24	0.01
Kd of Ra-226 in Saturated Zone		39	-0.01	40	-0.01	13	0.08	18	0.01
Kd of Pb-210 in Contaminated Zone		45	0.00	45	0.00	27	-0.03	31	-0.01
Kd of Pb-210 in Unsaturated Zone 1		32	-0.02	33	-0.02	15	-0.07	20	-0.01
Kd of Pb-210 in Saturated Zone		43	0.00	43	0.00	26	-0.04	30	-0.01
Kd of Ra-228 in Contaminated Zone		35	0.02	35	0.01	17	0.06	23	0.01
Kd of Ra-228 in Unsaturated Zone 1		15	-0.06	10	-0.07	30	-0.03	33	-0.01
Kd of Ra-228 in Saturated Zone		34	0.02	32	0.02	10	0.09	13	0.02
R-SQUARE		0.28		0.28		0.97		0.97	

-Rank is set to zero if the dose is zero or the correlation matrix is singular.

-R-SQUARE varies between 0 and 1 and is called the coefficient of determination; it provides a measure of the variation in the dependent variable (Dose) explained by regression on the independent variables.

Coefficients for peak Inhalation particles Dose		PCC		SRC		PRCC		SRRC	
Coefficient =		1		1		1		1	
Repetition =									
Description of Probabilistic Variable		Sig	Coeff	Sig	Coeff	Sig	Coeff	Sig	Coeff
Density of saturated zone		0	0.00	0	0.00	0	0.00	0	0.00
Density of Unsaturated zone 1		0	0.00	0	0.00	0	0.00	0	0.00
Depth of roots		0	0.00	0	0.00	0	0.00	0	0.00
Saturated zone hydraulic conductivity		0	0.00	0	0.00	0	0.00	0	0.00
Thickness of Unsaturated zone 1		0	0.00	0	0.00	0	0.00	0	0.00
Contaminated zone b parameter		0	0.00	0	0.00	0	0.00	0	0.00
Saturated zone b parameter		0	0.00	0	0.00	0	0.00	0	0.00
Contaminated zone erosion rate		0	0.00	0	0.00	0	0.00	0	0.00
Contaminated zone hydraulic conductivity		0	0.00	0	0.00	0	0.00	0	0.00
Evapotranspiration coefficient		0	0.00	0	0.00	0	0.00	0	0.00
Runoff coefficient		0	0.00	0	0.00	0	0.00	0	0.00
Saturated zone hydraulic gradient		0	0.00	0	0.00	0	0.00	0	0.00
Weathering removal constant of all vegetation		0	0.00	0	0.00	0	0.00	0	0.00
Wind Speed		0	0.00	0	0.00	0	0.00	0	0.00
Mass loading for inhalation		0	0.00	0	0.00	0	0.00	0	0.00
Depth of soil mixing layer		0	0.00	0	0.00	0	0.00	0	0.00
Density of contaminated zone		0	0.00	0	0.00	0	0.00	0	0.00
Inhalation rate		0	0.00	0	0.00	0	0.00	0	0.00
Soil ingestion		0	0.00	0	0.00	0	0.00	0	0.00
Kd of Th-230 in Contaminated Zone		0	0.00	0	0.00	0	0.00	0	0.00
Kd of Th-230 in Unsaturated Zone 1		0	0.00	0	0.00	0	0.00	0	0.00
Kd of Th-230 in Saturated Zone		0	0.00	0	0.00	0	0.00	0	0.00
Kd of Th-228 in Contaminated Zone		0	0.00	0	0.00	0	0.00	0	0.00
Kd of Th-228 in Unsaturated Zone 1		0	0.00	0	0.00	0	0.00	0	0.00
Kd of Th-228 in Saturated Zone		0	0.00	0	0.00	0	0.00	0	0.00
Area of contaminated zone		0	0.00	0	0.00	0	0.00	0	0.00
Thickness of contaminated zone		0	0.00	0	0.00	0	0.00	0	0.00
Cover depth		0	0.00	0	0.00	0	0.00	0	0.00
Density of cover material		0	0.00	0	0.00	0	0.00	0	0.00
Cover erosion rate		0	0.00	0	0.00	0	0.00	0	0.00
Outdoor time fraction		0	0.00	0	0.00	0	0.00	0	0.00
Meat		0	0.00	0	0.00	0	0.00	0	0.00
Kd of Th-230 in Contaminated Zone		0	0.00	0	0.00	0	0.00	0	0.00
Kd of Th-230 in Unsaturated Zone 1		0	0.00	0	0.00	0	0.00	0	0.00
Kd of Th-230 in Saturated Zone		0	0.00	0	0.00	0	0.00	0	0.00
Aquatic food		0	0.00	0	0.00	0	0.00	0	0.00
Plant food		0	0.00	0	0.00	0	0.00	0	0.00
Kd of Ra-226 in Contaminated Zone		0	0.00	0	0.00	0	0.00	0	0.00
Kd of Ra-226 in Unsaturated Zone 1		0	0.00	0	0.00	0	0.00	0	0.00
Kd of Ra-226 in Saturated Zone		0	0.00	0	0.00	0	0.00	0	0.00
Kd of Pb-210 in Contaminated Zone		0	0.00	0	0.00	0	0.00	0	0.00
Kd of Pb-210 in Unsaturated Zone 1		0	0.00	0	0.00	0	0.00	0	0.00
Kd of Pb-210 in Saturated Zone		0	0.00	0	0.00	0	0.00	0	0.00
Kd of Ra-228 in Contaminated Zone		0	0.00	0	0.00	0	0.00	0	0.00
Kd of Ra-228 in Unsaturated Zone 1		0	0.00	0	0.00	0	0.00	0	0.00
Kd of Ra-228 in Saturated Zone		0	0.00	0	0.00	0	0.00	0	0.00
R-SQUARE		0.00		0.00		0.00		0.00	

-Rank is set to zero if the dose is zero or the correlation matrix is singular.

-R-SQUARE varies between 0 and 1 and is called the coefficient of determination; it provides a measure of the variation in the dependent variable (Dose) explained by regression on the independent variables.

Coefficients for peak Inhalation particles Dose		PCC		SRC		PRCC		SRRC	
Coefficient =		2		2		2		2	
Repetition =									
Description of Probabilistic Variable		Sig	Coeff	Sig	Coeff	Sig	Coeff	Sig	Coeff
Density of saturated zone		0	0.00	0	0.00	0	0.00	0	0.00
Density of Unsaturated zone 1		0	0.00	0	0.00	0	0.00	0	0.00
Depth of roots		0	0.00	0	0.00	0	0.00	0	0.00
Saturated zone hydraulic conductivity		0	0.00	0	0.00	0	0.00	0	0.00
Thickness of Unsaturated zone 1		0	0.00	0	0.00	0	0.00	0	0.00
Contaminated zone b parameter		0	0.00	0	0.00	0	0.00	0	0.00
Saturated zone b parameter		0	0.00	0	0.00	0	0.00	0	0.00
Contaminated zone erosion rate		0	0.00	0	0.00	0	0.00	0	0.00
Contaminated zone hydraulic conductivity		0	0.00	0	0.00	0	0.00	0	0.00
Evapotranspiration coefficient		0	0.00	0	0.00	0	0.00	0	0.00
Runoff coefficient		0	0.00	0	0.00	0	0.00	0	0.00
Saturated zone hydraulic gradient		0	0.00	0	0.00	0	0.00	0	0.00
Weathering removal constant of all vegetation		0	0.00	0	0.00	0	0.00	0	0.00
Wind Speed		0	0.00	0	0.00	0	0.00	0	0.00
Mass loading for inhalation		0	0.00	0	0.00	0	0.00	0	0.00
Depth of soil mixing layer		0	0.00	0	0.00	0	0.00	0	0.00
Density of contaminated zone		0	0.00	0	0.00	0	0.00	0	0.00
Inhalation rate		0	0.00	0	0.00	0	0.00	0	0.00
Soil ingestion		0	0.00	0	0.00	0	0.00	0	0.00
Kd of Th-230 in Contaminated Zone		0	0.00	0	0.00	0	0.00	0	0.00
Kd of Th-230 in Unsaturated Zone 1		0	0.00	0	0.00	0	0.00	0	0.00
Kd of Th-230 in Saturated Zone		0	0.00	0	0.00	0	0.00	0	0.00
Kd of Th-228 in Contaminated Zone		0	0.00	0	0.00	0	0.00	0	0.00
Kd of Th-228 in Unsaturated Zone 1		0	0.00	0	0.00	0	0.00	0	0.00
Kd of Th-228 in Saturated Zone		0	0.00	0	0.00	0	0.00	0	0.00
Area of contaminated zone		0	0.00	0	0.00	0	0.00	0	0.00
Thickness of contaminated zone		0	0.00	0	0.00	0	0.00	0	0.00
Cover depth		0	0.00	0	0.00	0	0.00	0	0.00
Density of cover material		0	0.00	0	0.00	0	0.00	0	0.00
Cover erosion rate		0	0.00	0	0.00	0	0.00	0	0.00
Outdoor time fraction		0	0.00	0	0.00	0	0.00	0	0.00
Meat		0	0.00	0	0.00	0	0.00	0	0.00
Kd of Th-230 in Contaminated Zone		0	0.00	0	0.00	0	0.00	0	0.00
Kd of Th-230 in Unsaturated Zone 1		0	0.00	0	0.00	0	0.00	0	0.00
Kd of Th-230 in Saturated Zone		0	0.00	0	0.00	0	0.00	0	0.00
Aquatic food		0	0.00	0	0.00	0	0.00	0	0.00
Plant food		0	0.00	0	0.00	0	0.00	0	0.00
Kd of Ra-226 in Contaminated Zone		0	0.00	0	0.00	0	0.00	0	0.00
Kd of Ra-226 in Unsaturated Zone 1		0	0.00	0	0.00	0	0.00	0	0.00
Kd of Ra-226 in Saturated Zone		0	0.00	0	0.00	0	0.00	0	0.00
Kd of Pb-210 in Contaminated Zone		0	0.00	0	0.00	0	0.00	0	0.00
Kd of Pb-210 in Unsaturated Zone 1		0	0.00	0	0.00	0	0.00	0	0.00
Kd of Pb-210 in Saturated Zone		0	0.00	0	0.00	0	0.00	0	0.00
Kd of Ra-228 in Contaminated Zone		0	0.00	0	0.00	0	0.00	0	0.00
Kd of Ra-228 in Unsaturated Zone 1		0	0.00	0	0.00	0	0.00	0	0.00
Kd of Ra-228 in Saturated Zone		0	0.00	0	0.00	0	0.00	0	0.00
R-SQUARE		0.00		0.00		0.00		0.00	

-Rank is set to zero if the dose is zero or the correlation matrix is singular.

-R-SQUARE varies between 0 and 1 and is called the coefficient of determination; it provides a measure of the variation in the dependent variable (Dose) explained by regression on the independent variables.

Coefficients for peak Inhalation particles Dose
 Coefficient =
 Repetition =

Description of Probabilistic Variable	PCC 3		SRC 3		PRCC 3		SRRC 3	
	Sig	Coeff	Sig	Coeff	Sig	Coeff	Sig	Coeff
Density of saturated zone	0	0.00	0	0.00	0	0.00	0	0.00
Density of Unsaturated zone 1	0	0.00	0	0.00	0	0.00	0	0.00
Depth of roots	0	0.00	0	0.00	0	0.00	0	0.00
Saturated zone hydraulic conductivity	0	0.00	0	0.00	0	0.00	0	0.00
Thickness of Unsaturated zone 1	0	0.00	0	0.00	0	0.00	0	0.00
Contaminated zone b parameter	0	0.00	0	0.00	0	0.00	0	0.00
Saturated zone b parameter	0	0.00	0	0.00	0	0.00	0	0.00
Contaminated zone erosion rate	0	0.00	0	0.00	0	0.00	0	0.00
Contaminated zone hydraulic conductivity	0	0.00	0	0.00	0	0.00	0	0.00
Evapotranspiration coefficient	0	0.00	0	0.00	0	0.00	0	0.00
Runoff coefficient	0	0.00	0	0.00	0	0.00	0	0.00
Saturated zone hydraulic gradient	0	0.00	0	0.00	0	0.00	0	0.00
Weathering removal constant of all vegetation	0	0.00	0	0.00	0	0.00	0	0.00
Wind Speed	0	0.00	0	0.00	0	0.00	0	0.00
Mass loading for inhalation	0	0.00	0	0.00	0	0.00	0	0.00
Depth of soil mixing layer	0	0.00	0	0.00	0	0.00	0	0.00
Density of contaminated zone	0	0.00	0	0.00	0	0.00	0	0.00
Inhalation rate	0	0.00	0	0.00	0	0.00	0	0.00
Soil ingestion	0	0.00	0	0.00	0	0.00	0	0.00
Kd of Th-230 in Contaminated Zone	0	0.00	0	0.00	0	0.00	0	0.00
Kd of Th-230 in Unsaturated Zone 1	0	0.00	0	0.00	0	0.00	0	0.00
Kd of Th-230 in Saturated Zone	0	0.00	0	0.00	0	0.00	0	0.00
Kd of Th-228 in Contaminated Zone	0	0.00	0	0.00	0	0.00	0	0.00
Kd of Th-228 in Unsaturated Zone 1	0	0.00	0	0.00	0	0.00	0	0.00
Kd of Th-228 in Saturated Zone	0	0.00	0	0.00	0	0.00	0	0.00
Area of contaminated zone	0	0.00	0	0.00	0	0.00	0	0.00
Thickness of contaminated zone	0	0.00	0	0.00	0	0.00	0	0.00
Cover depth	0	0.00	0	0.00	0	0.00	0	0.00
Density of cover material	0	0.00	0	0.00	0	0.00	0	0.00
Cover erosion rate	0	0.00	0	0.00	0	0.00	0	0.00
Outdoor time fraction	0	0.00	0	0.00	0	0.00	0	0.00
Meat	0	0.00	0	0.00	0	0.00	0	0.00
Kd of Th-230 in Contaminated Zone	0	0.00	0	0.00	0	0.00	0	0.00
Kd of Th-230 in Unsaturated Zone 1	0	0.00	0	0.00	0	0.00	0	0.00
Kd of Th-230 in Saturated Zone	0	0.00	0	0.00	0	0.00	0	0.00
Aquatic food	0	0.00	0	0.00	0	0.00	0	0.00
Plant food	0	0.00	0	0.00	0	0.00	0	0.00
Kd of Ra-226 in Contaminated Zone	0	0.00	0	0.00	0	0.00	0	0.00
Kd of Ra-226 in Unsaturated Zone 1	0	0.00	0	0.00	0	0.00	0	0.00
Kd of Ra-226 in Saturated Zone	0	0.00	0	0.00	0	0.00	0	0.00
Kd of Pb-210 in Contaminated Zone	0	0.00	0	0.00	0	0.00	0	0.00
Kd of Pb-210 in Unsaturated Zone 1	0	0.00	0	0.00	0	0.00	0	0.00
Kd of Pb-210 in Saturated Zone	0	0.00	0	0.00	0	0.00	0	0.00
Kd of Ra-228 in Contaminated Zone	0	0.00	0	0.00	0	0.00	0	0.00
Kd of Ra-228 in Unsaturated Zone 1	0	0.00	0	0.00	0	0.00	0	0.00
Kd of Ra-228 in Saturated Zone	0	0.00	0	0.00	0	0.00	0	0.00
R-SQUARE		0.00		0.00		0.00		0.00

-Rank is set to zero if the dose is zero or the correlation matrix is singular.

-R-SQUARE varies between 0 and 1 and is called the coefficient of determination; it provides a measure of the variation in the dependent variable (Dose) explained by regression on the independent variables.

Coefficients for peak Inhalation particles Dose
 Coefficient =
 Repetition =

Description of Probabilistic Variable	PCC 4		SRC 4		PRCC 4		SRRC 4	
	Sig	Coeff	Sig	Coeff	Sig	Coeff	Sig	Coeff
Density of saturated zone	0	0.00	0	0.00	0	0.00	0	0.00
Density of Unsaturated zone 1	0	0.00	0	0.00	0	0.00	0	0.00
Depth of roots	0	0.00	0	0.00	0	0.00	0	0.00
Saturated zone hydraulic conductivity	0	0.00	0	0.00	0	0.00	0	0.00
Thickness of Unsaturated zone 1	0	0.00	0	0.00	0	0.00	0	0.00
Contaminated zone b parameter	0	0.00	0	0.00	0	0.00	0	0.00
Saturated zone b parameter	0	0.00	0	0.00	0	0.00	0	0.00
Contaminated zone erosion rate	0	0.00	0	0.00	0	0.00	0	0.00
Contaminated zone hydraulic conductivity	0	0.00	0	0.00	0	0.00	0	0.00
Evapotranspiration coefficient	0	0.00	0	0.00	0	0.00	0	0.00
Runoff coefficient	0	0.00	0	0.00	0	0.00	0	0.00
Saturated zone hydraulic gradient	0	0.00	0	0.00	0	0.00	0	0.00
Weathering removal constant of all vegetation	0	0.00	0	0.00	0	0.00	0	0.00
Wind Speed	0	0.00	0	0.00	0	0.00	0	0.00
Mass loading for inhalation	0	0.00	0	0.00	0	0.00	0	0.00
Depth of soil mixing layer	0	0.00	0	0.00	0	0.00	0	0.00
Density of contaminated zone	0	0.00	0	0.00	0	0.00	0	0.00
Inhalation rate	0	0.00	0	0.00	0	0.00	0	0.00
Soil ingestion	0	0.00	0	0.00	0	0.00	0	0.00
Kd of Th-230 in Contaminated Zone	0	0.00	0	0.00	0	0.00	0	0.00
Kd of Th-230 in Unsaturated Zone 1	0	0.00	0	0.00	0	0.00	0	0.00
Kd of Th-230 in Saturated Zone	0	0.00	0	0.00	0	0.00	0	0.00
Kd of Th-228 in Contaminated Zone	0	0.00	0	0.00	0	0.00	0	0.00
Kd of Th-228 in Unsaturated Zone 1	0	0.00	0	0.00	0	0.00	0	0.00
Kd of Th-228 in Saturated Zone	0	0.00	0	0.00	0	0.00	0	0.00
Area of contaminated zone	0	0.00	0	0.00	0	0.00	0	0.00
Thickness of contaminated zone	0	0.00	0	0.00	0	0.00	0	0.00
Cover depth	0	0.00	0	0.00	0	0.00	0	0.00
Density of cover material	0	0.00	0	0.00	0	0.00	0	0.00
Cover erosion rate	0	0.00	0	0.00	0	0.00	0	0.00
Outdoor time fraction	0	0.00	0	0.00	0	0.00	0	0.00
Meat	0	0.00	0	0.00	0	0.00	0	0.00
Kd of Th-230 in Contaminated Zone	0	0.00	0	0.00	0	0.00	0	0.00
Kd of Th-230 in Unsaturated Zone 1	0	0.00	0	0.00	0	0.00	0	0.00
Kd of Th-230 in Saturated Zone	0	0.00	0	0.00	0	0.00	0	0.00
Aquatic food	0	0.00	0	0.00	0	0.00	0	0.00
Plant food	0	0.00	0	0.00	0	0.00	0	0.00
Kd of Ra-226 in Contaminated Zone	0	0.00	0	0.00	0	0.00	0	0.00
Kd of Ra-226 in Unsaturated Zone 1	0	0.00	0	0.00	0	0.00	0	0.00
Kd of Ra-226 in Saturated Zone	0	0.00	0	0.00	0	0.00	0	0.00
Kd of Pb-210 in Contaminated Zone	0	0.00	0	0.00	0	0.00	0	0.00
Kd of Pb-210 in Unsaturated Zone 1	0	0.00	0	0.00	0	0.00	0	0.00
Kd of Pb-210 in Saturated Zone	0	0.00	0	0.00	0	0.00	0	0.00
Kd of Ra-228 in Contaminated Zone	0	0.00	0	0.00	0	0.00	0	0.00
Kd of Ra-228 in Unsaturated Zone 1	0	0.00	0	0.00	0	0.00	0	0.00
Kd of Ra-228 in Saturated Zone	0	0.00	0	0.00	0	0.00	0	0.00
R-SQUARE		0.00		0.00		0.00		0.00

-Rank is set to zero if the dose is zero or the correlation matrix is singular.

-R-SQUARE varies between 0 and 1 and is called the coefficient of determination; it provides a measure of the variation in the dependent variable (Dose) explained by regression on the independent variables.

Coefficients for peak Inhalation particles Dose
 Coefficient =
 Repetition =

Description of Probabilistic Variable	PCC 5		SRC 5		PRCC 5		SRRC 5	
	Sig	Coeff	Sig	Coeff	Sig	Coeff	Sig	Coeff
Density of saturated zone	0	0.00	0	0.00	0	0.00	0	0.00
Density of Unsaturated zone 1	0	0.00	0	0.00	0	0.00	0	0.00
Depth of roots	0	0.00	0	0.00	0	0.00	0	0.00
Saturated zone hydraulic conductivity	0	0.00	0	0.00	0	0.00	0	0.00
Thickness of Unsaturated zone 1	0	0.00	0	0.00	0	0.00	0	0.00
Contaminated zone b parameter	0	0.00	0	0.00	0	0.00	0	0.00
Saturated zone b parameter	0	0.00	0	0.00	0	0.00	0	0.00
Contaminated zone erosion rate	0	0.00	0	0.00	0	0.00	0	0.00
Contaminated zone hydraulic conductivity	0	0.00	0	0.00	0	0.00	0	0.00
Evapotranspiration coefficient	0	0.00	0	0.00	0	0.00	0	0.00
Runoff coefficient	0	0.00	0	0.00	0	0.00	0	0.00
Saturated zone hydraulic gradient	0	0.00	0	0.00	0	0.00	0	0.00
Weathering removal constant of all vegetation	0	0.00	0	0.00	0	0.00	0	0.00
Wind Speed	0	0.00	0	0.00	0	0.00	0	0.00
Mass loading for inhalation	0	0.00	0	0.00	0	0.00	0	0.00
Depth of soil mixing layer	0	0.00	0	0.00	0	0.00	0	0.00
Density of contaminated zone	0	0.00	0	0.00	0	0.00	0	0.00
Inhalation rate	0	0.00	0	0.00	0	0.00	0	0.00
Soil ingestion	0	0.00	0	0.00	0	0.00	0	0.00
Kd of Th-230 in Contaminated Zone	0	0.00	0	0.00	0	0.00	0	0.00
Kd of Th-230 in Unsaturated Zone 1	0	0.00	0	0.00	0	0.00	0	0.00
Kd of Th-230 in Saturated Zone	0	0.00	0	0.00	0	0.00	0	0.00
Kd of Th-228 in Contaminated Zone	0	0.00	0	0.00	0	0.00	0	0.00
Kd of Th-228 in Unsaturated Zone 1	0	0.00	0	0.00	0	0.00	0	0.00
Kd of Th-228 in Saturated Zone	0	0.00	0	0.00	0	0.00	0	0.00
Area of contaminated zone	0	0.00	0	0.00	0	0.00	0	0.00
Thickness of contaminated zone	0	0.00	0	0.00	0	0.00	0	0.00
Cover depth	0	0.00	0	0.00	0	0.00	0	0.00
Density of cover material	0	0.00	0	0.00	0	0.00	0	0.00
Cover erosion rate	0	0.00	0	0.00	0	0.00	0	0.00
Outdoor time fraction	0	0.00	0	0.00	0	0.00	0	0.00
Meat	0	0.00	0	0.00	0	0.00	0	0.00
Kd of Th-230 in Contaminated Zone	0	0.00	0	0.00	0	0.00	0	0.00
Kd of Th-230 in Unsaturated Zone 1	0	0.00	0	0.00	0	0.00	0	0.00
Kd of Th-230 in Saturated Zone	0	0.00	0	0.00	0	0.00	0	0.00
Aquatic food	0	0.00	0	0.00	0	0.00	0	0.00
Plant food	0	0.00	0	0.00	0	0.00	0	0.00
Kd of Ra-226 in Contaminated Zone	0	0.00	0	0.00	0	0.00	0	0.00
Kd of Ra-226 in Unsaturated Zone 1	0	0.00	0	0.00	0	0.00	0	0.00
Kd of Ra-226 in Saturated Zone	0	0.00	0	0.00	0	0.00	0	0.00
Kd of Pb-210 in Contaminated Zone	0	0.00	0	0.00	0	0.00	0	0.00
Kd of Pb-210 in Unsaturated Zone 1	0	0.00	0	0.00	0	0.00	0	0.00
Kd of Pb-210 in Saturated Zone	0	0.00	0	0.00	0	0.00	0	0.00
Kd of Ra-228 in Contaminated Zone	0	0.00	0	0.00	0	0.00	0	0.00
Kd of Ra-228 in Unsaturated Zone 1	0	0.00	0	0.00	0	0.00	0	0.00
Kd of Ra-228 in Saturated Zone	0	0.00	0	0.00	0	0.00	0	0.00
R-SQUARE		0.00		0.00		0.00		0.00

-Rank is set to zero if the dose is zero or the correlation matrix is singular.

-R-SQUARE varies between 0 and 1 and is called the coefficient of determination; it provides a measure of the variation in the dependent variable (Dose) explained by regression on the independent variables.

Coefficients for peak Radon (WaterInd.) Dose
 Coefficient =
 Repetition =

Description of Probabilistic Variable	PCC 1		SRC 1		PRCC 1		SRRC 1	
	Sig	Coeff	Sig	Coeff	Sig	Coeff	Sig	Coeff
Density of saturated zone	0	0.00	0	0.00	0	0.00	0	0.00
Density of Unsaturated zone 1	0	0.00	0	0.00	0	0.00	0	0.00
Depth of roots	0	0.00	0	0.00	0	0.00	0	0.00
Saturated zone hydraulic conductivity	0	0.00	0	0.00	0	0.00	0	0.00
Thickness of Unsaturated zone 1	0	0.00	0	0.00	0	0.00	0	0.00
Contaminated zone b parameter	0	0.00	0	0.00	0	0.00	0	0.00
Saturated zone b parameter	0	0.00	0	0.00	0	0.00	0	0.00
Contaminated zone erosion rate	0	0.00	0	0.00	0	0.00	0	0.00
Contaminated zone hydraulic conductivity	0	0.00	0	0.00	0	0.00	0	0.00
Evapotranspiration coefficient	0	0.00	0	0.00	0	0.00	0	0.00
Runoff coefficient	0	0.00	0	0.00	0	0.00	0	0.00
Saturated zone hydraulic gradient	0	0.00	0	0.00	0	0.00	0	0.00
Weathering removal constant of all vegetation	0	0.00	0	0.00	0	0.00	0	0.00
Wind Speed	0	0.00	0	0.00	0	0.00	0	0.00
Mass loading for inhalation	0	0.00	0	0.00	0	0.00	0	0.00
Depth of soil mixing layer	0	0.00	0	0.00	0	0.00	0	0.00
Density of contaminated zone	0	0.00	0	0.00	0	0.00	0	0.00
Inhalation rate	0	0.00	0	0.00	0	0.00	0	0.00
Soil ingestion	0	0.00	0	0.00	0	0.00	0	0.00
Kd of Th-230 in Contaminated Zone	0	0.00	0	0.00	0	0.00	0	0.00
Kd of Th-230 in Unsaturated Zone 1	0	0.00	0	0.00	0	0.00	0	0.00
Kd of Th-230 in Saturated Zone	0	0.00	0	0.00	0	0.00	0	0.00
Kd of Th-228 in Contaminated Zone	0	0.00	0	0.00	0	0.00	0	0.00
Kd of Th-228 in Unsaturated Zone 1	0	0.00	0	0.00	0	0.00	0	0.00
Kd of Th-228 in Saturated Zone	0	0.00	0	0.00	0	0.00	0	0.00
Area of contaminated zone	0	0.00	0	0.00	0	0.00	0	0.00
Thickness of contaminated zone	0	0.00	0	0.00	0	0.00	0	0.00
Cover depth	0	0.00	0	0.00	0	0.00	0	0.00
Density of cover material	0	0.00	0	0.00	0	0.00	0	0.00
Cover erosion rate	0	0.00	0	0.00	0	0.00	0	0.00
Outdoor time fraction	0	0.00	0	0.00	0	0.00	0	0.00
Meat	0	0.00	0	0.00	0	0.00	0	0.00
Kd of Th-230 in Contaminated Zone	0	0.00	0	0.00	0	0.00	0	0.00
Kd of Th-230 in Unsaturated Zone 1	0	0.00	0	0.00	0	0.00	0	0.00
Kd of Th-230 in Saturated Zone	0	0.00	0	0.00	0	0.00	0	0.00
Aquatic food	0	0.00	0	0.00	0	0.00	0	0.00
Plant food	0	0.00	0	0.00	0	0.00	0	0.00
Kd of Ra-226 in Contaminated Zone	0	0.00	0	0.00	0	0.00	0	0.00
Kd of Ra-226 in Unsaturated Zone 1	0	0.00	0	0.00	0	0.00	0	0.00
Kd of Ra-226 in Saturated Zone	0	0.00	0	0.00	0	0.00	0	0.00
Kd of Pb-210 in Contaminated Zone	0	0.00	0	0.00	0	0.00	0	0.00
Kd of Pb-210 in Unsaturated Zone 1	0	0.00	0	0.00	0	0.00	0	0.00
Kd of Pb-210 in Saturated Zone	0	0.00	0	0.00	0	0.00	0	0.00
Kd of Ra-228 in Contaminated Zone	0	0.00	0	0.00	0	0.00	0	0.00
Kd of Ra-228 in Unsaturated Zone 1	0	0.00	0	0.00	0	0.00	0	0.00
Kd of Ra-228 in Saturated Zone	0	0.00	0	0.00	0	0.00	0	0.00
R-SQUARE		0.00		0.00		0.00		0.00

-Rank is set to zero if the dose is zero or the correlation matrix is singular.

-R-SQUARE varies between 0 and 1 and is called the coefficient of determination; it provides a measure of the variation in the dependent variable (Dose) explained by regression on the independent variables.

Coefficients for peak Radon (WaterInd.) Dose								
Coefficient =								
Repetition =								
Description of Probabilistic Variable					PCC		SRC	
					2		2	
					Sig	Coeff	Sig	Coeff
					Sig	Coeff	Sig	Coeff
Density of saturated zone					0	0.00	0	0.00
Density of Unsaturated zone 1					0	0.00	0	0.00
Depth of roots					0	0.00	0	0.00
Saturated zone hydraulic conductivity					0	0.00	0	0.00
Thickness of Unsaturated zone 1					0	0.00	0	0.00
Contaminated zone b parameter					0	0.00	0	0.00
Saturated zone b parameter					0	0.00	0	0.00
Contaminated zone erosion rate					0	0.00	0	0.00
Contaminated zone hydraulic conductivity					0	0.00	0	0.00
Evapotranspiration coefficient					0	0.00	0	0.00
Runoff coefficient					0	0.00	0	0.00
Saturated zone hydraulic gradient					0	0.00	0	0.00
Weathering removal constant of all vegetation					0	0.00	0	0.00
Wind Speed					0	0.00	0	0.00
Mass loading for inhalation					0	0.00	0	0.00
Depth of soil mixing layer					0	0.00	0	0.00
Density of contaminated zone					0	0.00	0	0.00
Inhalation rate					0	0.00	0	0.00
Soil ingestion					0	0.00	0	0.00
Kd of Th-230 in Contaminated Zone					0	0.00	0	0.00
Kd of Th-230 in Unsaturated Zone 1					0	0.00	0	0.00
Kd of Th-230 in Saturated Zone					0	0.00	0	0.00
Kd of Th-228 in Contaminated Zone					0	0.00	0	0.00
Kd of Th-228 in Unsaturated Zone 1					0	0.00	0	0.00
Kd of Th-228 in Saturated Zone					0	0.00	0	0.00
Area of contaminated zone					0	0.00	0	0.00
Thickness of contaminated zone					0	0.00	0	0.00
Cover depth					0	0.00	0	0.00
Density of cover material					0	0.00	0	0.00
Cover erosion rate					0	0.00	0	0.00
Outdoor time fraction					0	0.00	0	0.00
Meat					0	0.00	0	0.00
Kd of Th-230 in Contaminated Zone					0	0.00	0	0.00
Kd of Th-230 in Unsaturated Zone 1					0	0.00	0	0.00
Kd of Th-230 in Saturated Zone					0	0.00	0	0.00
Aquatic food					0	0.00	0	0.00
Plant food					0	0.00	0	0.00
Kd of Ra-226 in Contaminated Zone					0	0.00	0	0.00
Kd of Ra-226 in Unsaturated Zone 1					0	0.00	0	0.00
Kd of Ra-226 in Saturated Zone					0	0.00	0	0.00
Kd of Pb-210 in Contaminated Zone					0	0.00	0	0.00
Kd of Pb-210 in Unsaturated Zone 1					0	0.00	0	0.00
Kd of Pb-210 in Saturated Zone					0	0.00	0	0.00
Kd of Ra-228 in Contaminated Zone					0	0.00	0	0.00
Kd of Ra-228 in Unsaturated Zone 1					0	0.00	0	0.00
Kd of Ra-228 in Saturated Zone					0	0.00	0	0.00
R-SQUARE					0.00		0.00	

-Rank is set to zero if the dose is zero or the correlation matrix is singular.

-R-SQUARE varies between 0 and 1 and is called the coefficient of determination; it provides a measure of the variation in the dependant variable (Dose) explained by regression on the independent variables.

Coefficients for peak Radon (WaterInd.) Dose					PCC		SRC		PRCC		SRRC	
Coefficient =					3		3		3		3	
Repetition =												
Description of Probabilistic Variable					Sig	Coeff	Sig	Coeff	Sig	Coeff	Sig	Coeff
Density of saturated zone					0	0.00	0	0.00	0	0.00	0	0.00
Density of Unsaturated zone 1					0	0.00	0	0.00	0	0.00	0	0.00
Depth of roots					0	0.00	0	0.00	0	0.00	0	0.00
Saturated zone hydraulic conductivity					0	0.00	0	0.00	0	0.00	0	0.00
Thickness of Unsaturated zone 1					0	0.00	0	0.00	0	0.00	0	0.00
Contaminated zone b parameter					0	0.00	0	0.00	0	0.00	0	0.00
Saturated zone b parameter					0	0.00	0	0.00	0	0.00	0	0.00
Contaminated zone erosion rate					0	0.00	0	0.00	0	0.00	0	0.00
Contaminated zone hydraulic conductivity					0	0.00	0	0.00	0	0.00	0	0.00
Evapotranspiration coefficient					0	0.00	0	0.00	0	0.00	0	0.00
Runoff coefficient					0	0.00	0	0.00	0	0.00	0	0.00
Saturated zone hydraulic gradient					0	0.00	0	0.00	0	0.00	0	0.00
Weathering removal constant of all vegetation					0	0.00	0	0.00	0	0.00	0	0.00
Wind Speed					0	0.00	0	0.00	0	0.00	0	0.00
Mass loading for inhalation					0	0.00	0	0.00	0	0.00	0	0.00
Depth of soil mixing layer					0	0.00	0	0.00	0	0.00	0	0.00
Density of contaminated zone					0	0.00	0	0.00	0	0.00	0	0.00
Inhalation rate					0	0.00	0	0.00	0	0.00	0	0.00
Soil ingestion					0	0.00	0	0.00	0	0.00	0	0.00
Kd of Th-230 in Contaminated Zone					0	0.00	0	0.00	0	0.00	0	0.00
Kd of Th-230 in Unsaturated Zone 1					0	0.00	0	0.00	0	0.00	0	0.00
Kd of Th-230 in Saturated Zone					0	0.00	0	0.00	0	0.00	0	0.00
Kd of Th-228 in Contaminated Zone					0	0.00	0	0.00	0	0.00	0	0.00
Kd of Th-228 in Unsaturated Zone 1					0	0.00	0	0.00	0	0.00	0	0.00
Kd of Th-228 in Saturated Zone					0	0.00	0	0.00	0	0.00	0	0.00
Area of contaminated zone					0	0.00	0	0.00	0	0.00	0	0.00
Thickness of contaminated zone					0	0.00	0	0.00	0	0.00	0	0.00
Cover depth					0	0.00	0	0.00	0	0.00	0	0.00
Density of cover material					0	0.00	0	0.00	0	0.00	0	0.00
Cover erosion rate					0	0.00	0	0.00	0	0.00	0	0.00
Outdoor time fraction					0	0.00	0	0.00	0	0.00	0	0.00
Meat					0	0.00	0	0.00	0	0.00	0	0.00
Kd of Th-230 in Contaminated Zone					0	0.00	0	0.00	0	0.00	0	0.00
Kd of Th-230 in Unsaturated Zone 1					0	0.00	0	0.00	0	0.00	0	0.00
Kd of Th-230 in Saturated Zone					0	0.00	0	0.00	0	0.00	0	0.00
Aquatic food					0	0.00	0	0.00	0	0.00	0	0.00
Plant food					0	0.00	0	0.00	0	0.00	0	0.00
Kd of Ra-226 in Contaminated Zone					0	0.00	0	0.00	0	0.00	0	0.00
Kd of Ra-226 in Unsaturated Zone 1					0	0.00	0	0.00	0	0.00	0	0.00
Kd of Ra-226 in Saturated Zone					0	0.00	0	0.00	0	0.00	0	0.00
Kd of Pb-210 in Contaminated Zone					0	0.00	0	0.00	0	0.00	0	0.00
Kd of Pb-210 in Unsaturated Zone 1					0	0.00	0	0.00	0	0.00	0	0.00
Kd of Pb-210 in Saturated Zone					0	0.00	0	0.00	0	0.00	0	0.00
Kd of Ra-228 in Contaminated Zone					0	0.00	0	0.00	0	0.00	0	0.00
Kd of Ra-228 in Unsaturated Zone 1					0	0.00	0	0.00	0	0.00	0	0.00
Kd of Ra-228 in Saturated Zone					0	0.00	0	0.00	0	0.00	0	0.00
R-SQUARE					0.00		0.00		0.00		0.00	

-Rank is set to zero if the dose is zero or the correlation matrix is singular.

-R-SQUARE varies between 0 and 1 and is called the coefficient of determination; it provides a measure of the variation in the dependent variable (Dose) explained by regression on the independent variables.

Coefficients for peak Radon (WaterInd.) Dose		PCC		SRC		PRCC		SRRC	
Coefficient =		4		4		4		4	
Repetition =									
Description of Probabilistic Variable		Sig	Coeff	Sig	Coeff	Sig	Coeff	Sig	Coeff
Density of saturated zone		0	0.00	0	0.00	0	0.00	0	0.00
Density of Unsaturated zone 1		0	0.00	0	0.00	0	0.00	0	0.00
Depth of roots		0	0.00	0	0.00	0	0.00	0	0.00
Saturated zone hydraulic conductivity		0	0.00	0	0.00	0	0.00	0	0.00
Thickness of Unsaturated zone 1		0	0.00	0	0.00	0	0.00	0	0.00
Contaminated zone b parameter		0	0.00	0	0.00	0	0.00	0	0.00
Saturated zone b parameter		0	0.00	0	0.00	0	0.00	0	0.00
Contaminated zone erosion rate		0	0.00	0	0.00	0	0.00	0	0.00
Contaminated zone hydraulic conductivity		0	0.00	0	0.00	0	0.00	0	0.00
Evapotranspiration coefficient		0	0.00	0	0.00	0	0.00	0	0.00
Runoff coefficient		0	0.00	0	0.00	0	0.00	0	0.00
Saturated zone hydraulic gradient		0	0.00	0	0.00	0	0.00	0	0.00
Weathering removal constant of all vegetation		0	0.00	0	0.00	0	0.00	0	0.00
Wind Speed		0	0.00	0	0.00	0	0.00	0	0.00
Mass loading for inhalation		0	0.00	0	0.00	0	0.00	0	0.00
Depth of soil mixing layer		0	0.00	0	0.00	0	0.00	0	0.00
Density of contaminated zone		0	0.00	0	0.00	0	0.00	0	0.00
Inhalation rate		0	0.00	0	0.00	0	0.00	0	0.00
Soil ingestion		0	0.00	0	0.00	0	0.00	0	0.00
Kd of Th-230 in Contaminated Zone		0	0.00	0	0.00	0	0.00	0	0.00
Kd of Th-230 in Unsaturated Zone 1		0	0.00	0	0.00	0	0.00	0	0.00
Kd of Th-230 in Saturated Zone		0	0.00	0	0.00	0	0.00	0	0.00
Kd of Th-228 in Contaminated Zone		0	0.00	0	0.00	0	0.00	0	0.00
Kd of Th-228 in Unsaturated Zone 1		0	0.00	0	0.00	0	0.00	0	0.00
Kd of Th-228 in Saturated Zone		0	0.00	0	0.00	0	0.00	0	0.00
Area of contaminated zone		0	0.00	0	0.00	0	0.00	0	0.00
Thickness of contaminated zone		0	0.00	0	0.00	0	0.00	0	0.00
Cover depth		0	0.00	0	0.00	0	0.00	0	0.00
Density of cover material		0	0.00	0	0.00	0	0.00	0	0.00
Cover erosion rate		0	0.00	0	0.00	0	0.00	0	0.00
Outdoor time fraction		0	0.00	0	0.00	0	0.00	0	0.00
Meat		0	0.00	0	0.00	0	0.00	0	0.00
Kd of Th-230 in Contaminated Zone		0	0.00	0	0.00	0	0.00	0	0.00
Kd of Th-230 in Unsaturated Zone 1		0	0.00	0	0.00	0	0.00	0	0.00
Kd of Th-230 in Saturated Zone		0	0.00	0	0.00	0	0.00	0	0.00
Aquatic food		0	0.00	0	0.00	0	0.00	0	0.00
Plant food		0	0.00	0	0.00	0	0.00	0	0.00
Kd of Ra-226 in Contaminated Zone		0	0.00	0	0.00	0	0.00	0	0.00
Kd of Ra-226 in Unsaturated Zone 1		0	0.00	0	0.00	0	0.00	0	0.00
Kd of Ra-226 in Saturated Zone		0	0.00	0	0.00	0	0.00	0	0.00
Kd of Pb-210 in Contaminated Zone		0	0.00	0	0.00	0	0.00	0	0.00
Kd of Pb-210 in Unsaturated Zone 1		0	0.00	0	0.00	0	0.00	0	0.00
Kd of Pb-210 in Saturated Zone		0	0.00	0	0.00	0	0.00	0	0.00
Kd of Ra-228 in Contaminated Zone		0	0.00	0	0.00	0	0.00	0	0.00
Kd of Ra-228 in Unsaturated Zone 1		0	0.00	0	0.00	0	0.00	0	0.00
Kd of Ra-228 in Saturated Zone		0	0.00	0	0.00	0	0.00	0	0.00
R-SQUARE		0.00		0.00		0.00		0.00	

-Rank is set to zero if the dose is zero or the correlation matrix is singular.

-R-SQUARE varies between 0 and 1 and is called the coefficient of determination; it provides a measure of the variation in the dependent variable (Dose) explained by regression on the independent variables.

Coefficients for peak Radon (WaterInd.) Dose
 Coefficient =
 Repetition =

Description of Probabilistic Variable	PCC 5		SRC 5		PRCC 5		SRRC 5	
	Sig	Coeff	Sig	Coeff	Sig	Coeff	Sig	Coeff
Density of saturated zone	0	0.00	0	0.00	0	0.00	0	0.00
Density of Unsaturated zone 1	0	0.00	0	0.00	0	0.00	0	0.00
Depth of roots	0	0.00	0	0.00	0	0.00	0	0.00
Saturated zone hydraulic conductivity	0	0.00	0	0.00	0	0.00	0	0.00
Thickness of Unsaturated zone 1	0	0.00	0	0.00	0	0.00	0	0.00
Contaminated zone b parameter	0	0.00	0	0.00	0	0.00	0	0.00
Saturated zone b parameter	0	0.00	0	0.00	0	0.00	0	0.00
Contaminated zone erosion rate	0	0.00	0	0.00	0	0.00	0	0.00
Contaminated zone hydraulic conductivity	0	0.00	0	0.00	0	0.00	0	0.00
Evapotranspiration coefficient	0	0.00	0	0.00	0	0.00	0	0.00
Runoff coefficient	0	0.00	0	0.00	0	0.00	0	0.00
Saturated zone hydraulic gradient	0	0.00	0	0.00	0	0.00	0	0.00
Weathering removal constant of all vegetation	0	0.00	0	0.00	0	0.00	0	0.00
Wind Speed	0	0.00	0	0.00	0	0.00	0	0.00
Mass loading for inhalation	0	0.00	0	0.00	0	0.00	0	0.00
Depth of soil mixing layer	0	0.00	0	0.00	0	0.00	0	0.00
Density of contaminated zone	0	0.00	0	0.00	0	0.00	0	0.00
Inhalation rate	0	0.00	0	0.00	0	0.00	0	0.00
Soil ingestion	0	0.00	0	0.00	0	0.00	0	0.00
Kd of Th-230 in Contaminated Zone	0	0.00	0	0.00	0	0.00	0	0.00
Kd of Th-230 in Unsaturated Zone 1	0	0.00	0	0.00	0	0.00	0	0.00
Kd of Th-230 in Saturated Zone	0	0.00	0	0.00	0	0.00	0	0.00
Kd of Th-228 in Contaminated Zone	0	0.00	0	0.00	0	0.00	0	0.00
Kd of Th-228 in Unsaturated Zone 1	0	0.00	0	0.00	0	0.00	0	0.00
Kd of Th-228 in Saturated Zone	0	0.00	0	0.00	0	0.00	0	0.00
Area of contaminated zone	0	0.00	0	0.00	0	0.00	0	0.00
Thickness of contaminated zone	0	0.00	0	0.00	0	0.00	0	0.00
Cover depth	0	0.00	0	0.00	0	0.00	0	0.00
Density of cover material	0	0.00	0	0.00	0	0.00	0	0.00
Cover erosion rate	0	0.00	0	0.00	0	0.00	0	0.00
Outdoor time fraction	0	0.00	0	0.00	0	0.00	0	0.00
Meat	0	0.00	0	0.00	0	0.00	0	0.00
Kd of Th-230 in Contaminated Zone	0	0.00	0	0.00	0	0.00	0	0.00
Kd of Th-230 in Unsaturated Zone 1	0	0.00	0	0.00	0	0.00	0	0.00
Kd of Th-230 in Saturated Zone	0	0.00	0	0.00	0	0.00	0	0.00
Aquatic food	0	0.00	0	0.00	0	0.00	0	0.00
Plant food	0	0.00	0	0.00	0	0.00	0	0.00
Kd of Ra-226 in Contaminated Zone	0	0.00	0	0.00	0	0.00	0	0.00
Kd of Ra-226 in Unsaturated Zone 1	0	0.00	0	0.00	0	0.00	0	0.00
Kd of Ra-226 in Saturated Zone	0	0.00	0	0.00	0	0.00	0	0.00
Kd of Pb-210 in Contaminated Zone	0	0.00	0	0.00	0	0.00	0	0.00
Kd of Pb-210 in Unsaturated Zone 1	0	0.00	0	0.00	0	0.00	0	0.00
Kd of Pb-210 in Saturated Zone	0	0.00	0	0.00	0	0.00	0	0.00
Kd of Ra-228 in Contaminated Zone	0	0.00	0	0.00	0	0.00	0	0.00
Kd of Ra-228 in Unsaturated Zone 1	0	0.00	0	0.00	0	0.00	0	0.00
Kd of Ra-228 in Saturated Zone	0	0.00	0	0.00	0	0.00	0	0.00
R-SQUARE		0.00		0.00		0.00		0.00

-Rank is set to zero if the dose is zero or the correlation matrix is singular.

-R-SQUARE varies between 0 and 1 and is called the coefficient of determination; it provides a measure of the variation in the dependent variable (Dose) explained by regression on the independent variables.

Coefficients for peak Plant (WaterInd.) Dose		PCC		SRC		PRCC		SRRC	
Coefficient =		1		1		1		1	
Repetition =									
Description of Probabilistic Variable		Sig	Coeff	Sig	Coeff	Sig	Coeff	Sig	Coeff
Density of saturated zone		0	0.00	0	0.00	0	0.00	0	0.00
Density of Unsaturated zone 1		0	0.00	0	0.00	0	0.00	0	0.00
Depth of roots		0	0.00	0	0.00	0	0.00	0	0.00
Saturated zone hydraulic conductivity		0	0.00	0	0.00	0	0.00	0	0.00
Thickness of Unsaturated zone 1		0	0.00	0	0.00	0	0.00	0	0.00
Contaminated zone b parameter		0	0.00	0	0.00	0	0.00	0	0.00
Saturated zone b parameter		0	0.00	0	0.00	0	0.00	0	0.00
Contaminated zone erosion rate		0	0.00	0	0.00	0	0.00	0	0.00
Contaminated zone hydraulic conductivity		0	0.00	0	0.00	0	0.00	0	0.00
Evapotranspiration coefficient		0	0.00	0	0.00	0	0.00	0	0.00
Runoff coefficient		0	0.00	0	0.00	0	0.00	0	0.00
Saturated zone hydraulic gradient		0	0.00	0	0.00	0	0.00	0	0.00
Weathering removal constant of all vegetation		0	0.00	0	0.00	0	0.00	0	0.00
Wind Speed		0	0.00	0	0.00	0	0.00	0	0.00
Mass loading for inhalation		0	0.00	0	0.00	0	0.00	0	0.00
Depth of soil mixing layer		0	0.00	0	0.00	0	0.00	0	0.00
Density of contaminated zone		0	0.00	0	0.00	0	0.00	0	0.00
Inhalation rate		0	0.00	0	0.00	0	0.00	0	0.00
Soil ingestion		0	0.00	0	0.00	0	0.00	0	0.00
Kd of Th-230 in Contaminated Zone		0	0.00	0	0.00	0	0.00	0	0.00
Kd of Th-230 in Unsaturated Zone 1		0	0.00	0	0.00	0	0.00	0	0.00
Kd of Th-230 in Saturated Zone		0	0.00	0	0.00	0	0.00	0	0.00
Kd of Th-228 in Contaminated Zone		0	0.00	0	0.00	0	0.00	0	0.00
Kd of Th-228 in Unsaturated Zone 1		0	0.00	0	0.00	0	0.00	0	0.00
Kd of Th-228 in Saturated Zone		0	0.00	0	0.00	0	0.00	0	0.00
Area of contaminated zone		0	0.00	0	0.00	0	0.00	0	0.00
Thickness of contaminated zone		0	0.00	0	0.00	0	0.00	0	0.00
Cover depth		0	0.00	0	0.00	0	0.00	0	0.00
Density of cover material		0	0.00	0	0.00	0	0.00	0	0.00
Cover erosion rate		0	0.00	0	0.00	0	0.00	0	0.00
Outdoor time fraction		0	0.00	0	0.00	0	0.00	0	0.00
Meat		0	0.00	0	0.00	0	0.00	0	0.00
Kd of Th-230 in Contaminated Zone		0	0.00	0	0.00	0	0.00	0	0.00
Kd of Th-230 in Unsaturated Zone 1		0	0.00	0	0.00	0	0.00	0	0.00
Kd of Th-230 in Saturated Zone		0	0.00	0	0.00	0	0.00	0	0.00
Aquatic food		0	0.00	0	0.00	0	0.00	0	0.00
Plant food		0	0.00	0	0.00	0	0.00	0	0.00
Kd of Ra-226 in Contaminated Zone		0	0.00	0	0.00	0	0.00	0	0.00
Kd of Ra-226 in Unsaturated Zone 1		0	0.00	0	0.00	0	0.00	0	0.00
Kd of Ra-226 in Saturated Zone		0	0.00	0	0.00	0	0.00	0	0.00
Kd of Pb-210 in Contaminated Zone		0	0.00	0	0.00	0	0.00	0	0.00
Kd of Pb-210 in Unsaturated Zone 1		0	0.00	0	0.00	0	0.00	0	0.00
Kd of Pb-210 in Saturated Zone		0	0.00	0	0.00	0	0.00	0	0.00
Kd of Ra-228 in Contaminated Zone		0	0.00	0	0.00	0	0.00	0	0.00
Kd of Ra-228 in Unsaturated Zone 1		0	0.00	0	0.00	0	0.00	0	0.00
Kd of Ra-228 in Saturated Zone		0	0.00	0	0.00	0	0.00	0	0.00
R-SQUARE		0.00		0.00		0.00		0.00	

-Rank is set to zero if the dose is zero or the correlation matrix is singular.

-R-SQUARE varies between 0 and 1 and is called the coefficient of determination; it provides a measure of the variation in the dependent variable (Dose) explained by regression on the independent variables.

Coefficients for peak Plant (WaterInd.) Dose
 Coefficient =
 Repetition =

Description of Probabilistic Variable	PCC 2		SRC 2		PRCC 2		SRRC 2	
	Sig	Coeff	Sig	Coeff	Sig	Coeff	Sig	Coeff
Density of saturated zone	0	0.00	0	0.00	0	0.00	0	0.00
Density of Unsaturated zone 1	0	0.00	0	0.00	0	0.00	0	0.00
Depth of roots	0	0.00	0	0.00	0	0.00	0	0.00
Saturated zone hydraulic conductivity	0	0.00	0	0.00	0	0.00	0	0.00
Thickness of Unsaturated zone 1	0	0.00	0	0.00	0	0.00	0	0.00
Contaminated zone b parameter	0	0.00	0	0.00	0	0.00	0	0.00
Saturated zone b parameter	0	0.00	0	0.00	0	0.00	0	0.00
Contaminated zone erosion rate	0	0.00	0	0.00	0	0.00	0	0.00
Contaminated zone hydraulic conductivity	0	0.00	0	0.00	0	0.00	0	0.00
Evapotranspiration coefficient	0	0.00	0	0.00	0	0.00	0	0.00
Runoff coefficient	0	0.00	0	0.00	0	0.00	0	0.00
Saturated zone hydraulic gradient	0	0.00	0	0.00	0	0.00	0	0.00
Weathering removal constant of all vegetation	0	0.00	0	0.00	0	0.00	0	0.00
Wind Speed	0	0.00	0	0.00	0	0.00	0	0.00
Mass loading for inhalation	0	0.00	0	0.00	0	0.00	0	0.00
Depth of soil mixing layer	0	0.00	0	0.00	0	0.00	0	0.00
Density of contaminated zone	0	0.00	0	0.00	0	0.00	0	0.00
Inhalation rate	0	0.00	0	0.00	0	0.00	0	0.00
Soil ingestion	0	0.00	0	0.00	0	0.00	0	0.00
Kd of Th-230 in Contaminated Zone	0	0.00	0	0.00	0	0.00	0	0.00
Kd of Th-230 in Unsaturated Zone 1	0	0.00	0	0.00	0	0.00	0	0.00
Kd of Th-230 in Saturated Zone	0	0.00	0	0.00	0	0.00	0	0.00
Kd of Th-228 in Contaminated Zone	0	0.00	0	0.00	0	0.00	0	0.00
Kd of Th-228 in Unsaturated Zone 1	0	0.00	0	0.00	0	0.00	0	0.00
Kd of Th-228 in Saturated Zone	0	0.00	0	0.00	0	0.00	0	0.00
Area of contaminated zone	0	0.00	0	0.00	0	0.00	0	0.00
Thickness of contaminated zone	0	0.00	0	0.00	0	0.00	0	0.00
Cover depth	0	0.00	0	0.00	0	0.00	0	0.00
Density of cover material	0	0.00	0	0.00	0	0.00	0	0.00
Cover erosion rate	0	0.00	0	0.00	0	0.00	0	0.00
Outdoor time fraction	0	0.00	0	0.00	0	0.00	0	0.00
Meat	0	0.00	0	0.00	0	0.00	0	0.00
Kd of Th-230 in Contaminated Zone	0	0.00	0	0.00	0	0.00	0	0.00
Kd of Th-230 in Unsaturated Zone 1	0	0.00	0	0.00	0	0.00	0	0.00
Kd of Th-230 in Saturated Zone	0	0.00	0	0.00	0	0.00	0	0.00
Aquatic food	0	0.00	0	0.00	0	0.00	0	0.00
Plant food	0	0.00	0	0.00	0	0.00	0	0.00
Kd of Ra-226 in Contaminated Zone	0	0.00	0	0.00	0	0.00	0	0.00
Kd of Ra-226 in Unsaturated Zone 1	0	0.00	0	0.00	0	0.00	0	0.00
Kd of Ra-226 in Saturated Zone	0	0.00	0	0.00	0	0.00	0	0.00
Kd of Pb-210 in Contaminated Zone	0	0.00	0	0.00	0	0.00	0	0.00
Kd of Pb-210 in Unsaturated Zone 1	0	0.00	0	0.00	0	0.00	0	0.00
Kd of Pb-210 in Saturated Zone	0	0.00	0	0.00	0	0.00	0	0.00
Kd of Ra-228 in Contaminated Zone	0	0.00	0	0.00	0	0.00	0	0.00
Kd of Ra-228 in Unsaturated Zone 1	0	0.00	0	0.00	0	0.00	0	0.00
Kd of Ra-228 in Saturated Zone	0	0.00	0	0.00	0	0.00	0	0.00
R-SQUARE		0.00		0.00		0.00		0.00

-Rank is set to zero if the dose is zero or the correlation matrix is singular.

-R-SQUARE varies between 0 and 1 and is called the coefficient of determination; it provides a measure of the variation in the dependent variable (Dose) explained by regression on the independent variables.

Coefficients for peak Plant (WaterInd.) Dose		PCC		SRC		PRCC		SRRC	
Coefficient =		3		3		3		3	
Repetition =									
Description of Probabilistic Variable		Sig	Coeff	Sig	Coeff	Sig	Coeff	Sig	Coeff
Density of saturated zone		0	0.00	0	0.00	0	0.00	0	0.00
Density of Unsaturated zone 1		0	0.00	0	0.00	0	0.00	0	0.00
Depth of roots		0	0.00	0	0.00	0	0.00	0	0.00
Saturated zone hydraulic conductivity		0	0.00	0	0.00	0	0.00	0	0.00
Thickness of Unsaturated zone 1		0	0.00	0	0.00	0	0.00	0	0.00
Contaminated zone b parameter		0	0.00	0	0.00	0	0.00	0	0.00
Saturated zone b parameter		0	0.00	0	0.00	0	0.00	0	0.00
Contaminated zone erosion rate		0	0.00	0	0.00	0	0.00	0	0.00
Contaminated zone hydraulic conductivity		0	0.00	0	0.00	0	0.00	0	0.00
Evapotranspiration coefficient		0	0.00	0	0.00	0	0.00	0	0.00
Runoff coefficient		0	0.00	0	0.00	0	0.00	0	0.00
Saturated zone hydraulic gradient		0	0.00	0	0.00	0	0.00	0	0.00
Weathering removal constant of all vegetation		0	0.00	0	0.00	0	0.00	0	0.00
Wind Speed		0	0.00	0	0.00	0	0.00	0	0.00
Mass loading for inhalation		0	0.00	0	0.00	0	0.00	0	0.00
Depth of soil mixing layer		0	0.00	0	0.00	0	0.00	0	0.00
Density of contaminated zone		0	0.00	0	0.00	0	0.00	0	0.00
Inhalation rate		0	0.00	0	0.00	0	0.00	0	0.00
Soil ingestion		0	0.00	0	0.00	0	0.00	0	0.00
Kd of Th-230 in Contaminated Zone		0	0.00	0	0.00	0	0.00	0	0.00
Kd of Th-230 in Unsaturated Zone 1		0	0.00	0	0.00	0	0.00	0	0.00
Kd of Th-230 in Saturated Zone		0	0.00	0	0.00	0	0.00	0	0.00
Kd of Th-228 in Contaminated Zone		0	0.00	0	0.00	0	0.00	0	0.00
Kd of Th-228 in Unsaturated Zone 1		0	0.00	0	0.00	0	0.00	0	0.00
Kd of Th-228 in Saturated Zone		0	0.00	0	0.00	0	0.00	0	0.00
Area of contaminated zone		0	0.00	0	0.00	0	0.00	0	0.00
Thickness of contaminated zone		0	0.00	0	0.00	0	0.00	0	0.00
Cover depth		0	0.00	0	0.00	0	0.00	0	0.00
Density of cover material		0	0.00	0	0.00	0	0.00	0	0.00
Cover erosion rate		0	0.00	0	0.00	0	0.00	0	0.00
Outdoor time fraction		0	0.00	0	0.00	0	0.00	0	0.00
Meat		0	0.00	0	0.00	0	0.00	0	0.00
Kd of Th-230 in Contaminated Zone		0	0.00	0	0.00	0	0.00	0	0.00
Kd of Th-230 in Unsaturated Zone 1		0	0.00	0	0.00	0	0.00	0	0.00
Kd of Th-230 in Saturated Zone		0	0.00	0	0.00	0	0.00	0	0.00
Aquatic food		0	0.00	0	0.00	0	0.00	0	0.00
Plant food		0	0.00	0	0.00	0	0.00	0	0.00
Kd of Ra-226 in Contaminated Zone		0	0.00	0	0.00	0	0.00	0	0.00
Kd of Ra-226 in Unsaturated Zone 1		0	0.00	0	0.00	0	0.00	0	0.00
Kd of Ra-226 in Saturated Zone		0	0.00	0	0.00	0	0.00	0	0.00
Kd of Pb-210 in Contaminated Zone		0	0.00	0	0.00	0	0.00	0	0.00
Kd of Pb-210 in Unsaturated Zone 1		0	0.00	0	0.00	0	0.00	0	0.00
Kd of Pb-210 in Saturated Zone		0	0.00	0	0.00	0	0.00	0	0.00
Kd of Ra-228 in Contaminated Zone		0	0.00	0	0.00	0	0.00	0	0.00
Kd of Ra-228 in Unsaturated Zone 1		0	0.00	0	0.00	0	0.00	0	0.00
Kd of Ra-228 in Saturated Zone		0	0.00	0	0.00	0	0.00	0	0.00
R-SQUARE		0.00		0.00		0.00		0.00	

-Rank is set to zero if the dose is zero or the correlation matrix is singular.

-R-SQUARE varies between 0 and 1 and is called the coefficient of determination; it provides a measure of the variation in the dependent variable (Dose) explained by regression on the independent variables.

Coefficients for peak Plant (WaterInd.) Dose		PCC		SRC		PRCC		SRRC	
Coefficient =		4		4		4		4	
Repetition =									
Description of Probabilistic Variable		Sig	Coeff	Sig	Coeff	Sig	Coeff	Sig	Coeff
Density of saturated zone		0	0.00	0	0.00	0	0.00	0	0.00
Density of Unsaturated zone 1		0	0.00	0	0.00	0	0.00	0	0.00
Depth of roots		0	0.00	0	0.00	0	0.00	0	0.00
Saturated zone hydraulic conductivity		0	0.00	0	0.00	0	0.00	0	0.00
Thickness of Unsaturated zone 1		0	0.00	0	0.00	0	0.00	0	0.00
Contaminated zone b parameter		0	0.00	0	0.00	0	0.00	0	0.00
Saturated zone b parameter		0	0.00	0	0.00	0	0.00	0	0.00
Contaminated zone erosion rate		0	0.00	0	0.00	0	0.00	0	0.00
Contaminated zone hydraulic conductivity		0	0.00	0	0.00	0	0.00	0	0.00
Evapotranspiration coefficient		0	0.00	0	0.00	0	0.00	0	0.00
Runoff coefficient		0	0.00	0	0.00	0	0.00	0	0.00
Saturated zone hydraulic gradient		0	0.00	0	0.00	0	0.00	0	0.00
Weathering removal constant of all vegetation		0	0.00	0	0.00	0	0.00	0	0.00
Wind Speed		0	0.00	0	0.00	0	0.00	0	0.00
Mass loading for inhalation		0	0.00	0	0.00	0	0.00	0	0.00
Depth of soil mixing layer		0	0.00	0	0.00	0	0.00	0	0.00
Density of contaminated zone		0	0.00	0	0.00	0	0.00	0	0.00
Inhalation rate		0	0.00	0	0.00	0	0.00	0	0.00
Soil ingestion		0	0.00	0	0.00	0	0.00	0	0.00
Kd of Th-230 in Contaminated Zone		0	0.00	0	0.00	0	0.00	0	0.00
Kd of Th-230 in Unsaturated Zone 1		0	0.00	0	0.00	0	0.00	0	0.00
Kd of Th-230 in Saturated Zone		0	0.00	0	0.00	0	0.00	0	0.00
Kd of Th-228 in Contaminated Zone		0	0.00	0	0.00	0	0.00	0	0.00
Kd of Th-228 in Unsaturated Zone 1		0	0.00	0	0.00	0	0.00	0	0.00
Kd of Th-228 in Saturated Zone		0	0.00	0	0.00	0	0.00	0	0.00
Area of contaminated zone		0	0.00	0	0.00	0	0.00	0	0.00
Thickness of contaminated zone		0	0.00	0	0.00	0	0.00	0	0.00
Cover depth		0	0.00	0	0.00	0	0.00	0	0.00
Density of cover material		0	0.00	0	0.00	0	0.00	0	0.00
Cover erosion rate		0	0.00	0	0.00	0	0.00	0	0.00
Outdoor time fraction		0	0.00	0	0.00	0	0.00	0	0.00
Meat		0	0.00	0	0.00	0	0.00	0	0.00
Kd of Th-230 in Contaminated Zone		0	0.00	0	0.00	0	0.00	0	0.00
Kd of Th-230 in Unsaturated Zone 1		0	0.00	0	0.00	0	0.00	0	0.00
Kd of Th-230 in Saturated Zone		0	0.00	0	0.00	0	0.00	0	0.00
Aquatic food		0	0.00	0	0.00	0	0.00	0	0.00
Plant food		0	0.00	0	0.00	0	0.00	0	0.00
Kd of Ra-226 in Contaminated Zone		0	0.00	0	0.00	0	0.00	0	0.00
Kd of Ra-226 in Unsaturated Zone 1		0	0.00	0	0.00	0	0.00	0	0.00
Kd of Ra-226 in Saturated Zone		0	0.00	0	0.00	0	0.00	0	0.00
Kd of Pb-210 in Contaminated Zone		0	0.00	0	0.00	0	0.00	0	0.00
Kd of Pb-210 in Unsaturated Zone 1		0	0.00	0	0.00	0	0.00	0	0.00
Kd of Pb-210 in Saturated Zone		0	0.00	0	0.00	0	0.00	0	0.00
Kd of Ra-228 in Contaminated Zone		0	0.00	0	0.00	0	0.00	0	0.00
Kd of Ra-228 in Unsaturated Zone 1		0	0.00	0	0.00	0	0.00	0	0.00
Kd of Ra-228 in Saturated Zone		0	0.00	0	0.00	0	0.00	0	0.00
R-SQUARE		0.00		0.00		0.00		0.00	

-Rank is set to zero if the dose is zero or the correlation matrix is singular.

-R-SQUARE varies between 0 and 1 and is called the coefficient of determination; it provides a measure of the variation in the dependent variable (Dose) explained by regression on the independent variables.

Coefficients for peak Plant (WaterInd.) Dose
 Coefficient =
 Repetition =

Description of Probabilistic Variable	PCC 5		SRC 5		PRCC 5		SRRC 5	
	Sig	Coeff	Sig	Coeff	Sig	Coeff	Sig	Coeff
Density of saturated zone	0	0.00	0	0.00	0	0.00	0	0.00
Density of Unsaturated zone 1	0	0.00	0	0.00	0	0.00	0	0.00
Depth of roots	0	0.00	0	0.00	0	0.00	0	0.00
Saturated zone hydraulic conductivity	0	0.00	0	0.00	0	0.00	0	0.00
Thickness of Unsaturated zone 1	0	0.00	0	0.00	0	0.00	0	0.00
Contaminated zone b parameter	0	0.00	0	0.00	0	0.00	0	0.00
Saturated zone b parameter	0	0.00	0	0.00	0	0.00	0	0.00
Contaminated zone erosion rate	0	0.00	0	0.00	0	0.00	0	0.00
Contaminated zone hydraulic conductivity	0	0.00	0	0.00	0	0.00	0	0.00
Evapotranspiration coefficient	0	0.00	0	0.00	0	0.00	0	0.00
Runoff coefficient	0	0.00	0	0.00	0	0.00	0	0.00
Saturated zone hydraulic gradient	0	0.00	0	0.00	0	0.00	0	0.00
Weathering removal constant of all vegetation	0	0.00	0	0.00	0	0.00	0	0.00
Wind Speed	0	0.00	0	0.00	0	0.00	0	0.00
Mass loading for inhalation	0	0.00	0	0.00	0	0.00	0	0.00
Depth of soil mixing layer	0	0.00	0	0.00	0	0.00	0	0.00
Density of contaminated zone	0	0.00	0	0.00	0	0.00	0	0.00
Inhalation rate	0	0.00	0	0.00	0	0.00	0	0.00
Soil ingestion	0	0.00	0	0.00	0	0.00	0	0.00
Kd of Th-230 in Contaminated Zone	0	0.00	0	0.00	0	0.00	0	0.00
Kd of Th-230 in Unsaturated Zone 1	0	0.00	0	0.00	0	0.00	0	0.00
Kd of Th-230 in Saturated Zone	0	0.00	0	0.00	0	0.00	0	0.00
Kd of Th-228 in Contaminated Zone	0	0.00	0	0.00	0	0.00	0	0.00
Kd of Th-228 in Unsaturated Zone 1	0	0.00	0	0.00	0	0.00	0	0.00
Kd of Th-228 in Saturated Zone	0	0.00	0	0.00	0	0.00	0	0.00
Area of contaminated zone	0	0.00	0	0.00	0	0.00	0	0.00
Thickness of contaminated zone	0	0.00	0	0.00	0	0.00	0	0.00
Cover depth	0	0.00	0	0.00	0	0.00	0	0.00
Density of cover material	0	0.00	0	0.00	0	0.00	0	0.00
Cover erosion rate	0	0.00	0	0.00	0	0.00	0	0.00
Outdoor time fraction	0	0.00	0	0.00	0	0.00	0	0.00
Meat	0	0.00	0	0.00	0	0.00	0	0.00
Kd of Th-230 in Contaminated Zone	0	0.00	0	0.00	0	0.00	0	0.00
Kd of Th-230 in Unsaturated Zone 1	0	0.00	0	0.00	0	0.00	0	0.00
Kd of Th-230 in Saturated Zone	0	0.00	0	0.00	0	0.00	0	0.00
Aquatic food	0	0.00	0	0.00	0	0.00	0	0.00
Plant food	0	0.00	0	0.00	0	0.00	0	0.00
Kd of Ra-226 in Contaminated Zone	0	0.00	0	0.00	0	0.00	0	0.00
Kd of Ra-226 in Unsaturated Zone 1	0	0.00	0	0.00	0	0.00	0	0.00
Kd of Ra-226 in Saturated Zone	0	0.00	0	0.00	0	0.00	0	0.00
Kd of Pb-210 in Contaminated Zone	0	0.00	0	0.00	0	0.00	0	0.00
Kd of Pb-210 in Unsaturated Zone 1	0	0.00	0	0.00	0	0.00	0	0.00
Kd of Pb-210 in Saturated Zone	0	0.00	0	0.00	0	0.00	0	0.00
Kd of Ra-228 in Contaminated Zone	0	0.00	0	0.00	0	0.00	0	0.00
Kd of Ra-228 in Unsaturated Zone 1	0	0.00	0	0.00	0	0.00	0	0.00
Kd of Ra-228 in Saturated Zone	0	0.00	0	0.00	0	0.00	0	0.00
R-SQUARE		0.00		0.00		0.00		0.00

-Rank is set to zero if the dose is zero or the correlation matrix is singular.

-R-SQUARE varies between 0 and 1 and is called the coefficient of determination; it provides a measure of the variation in the dependent variable (Dose) explained by regression on the independent variables.

Coefficients for peak Meat (WaterInd.) Dose
 Coefficient =
 Repetition =

Description of Probabilistic Variable	PCC		SRC		PRCC		SRRC	
	Sig	Coeff	Sig	Coeff	Sig	Coeff	Sig	Coeff
Density of saturated zone	0	0.00	0	0.00	0	0.00	0	0.00
Density of Unsaturated zone 1	0	0.00	0	0.00	0	0.00	0	0.00
Depth of roots	0	0.00	0	0.00	0	0.00	0	0.00
Saturated zone hydraulic conductivity	0	0.00	0	0.00	0	0.00	0	0.00
Thickness of Unsaturated zone 1	0	0.00	0	0.00	0	0.00	0	0.00
Contaminated zone b parameter	0	0.00	0	0.00	0	0.00	0	0.00
Saturated zone b parameter	0	0.00	0	0.00	0	0.00	0	0.00
Contaminated zone erosion rate	0	0.00	0	0.00	0	0.00	0	0.00
Contaminated zone hydraulic conductivity	0	0.00	0	0.00	0	0.00	0	0.00
Evapotranspiration coefficient	0	0.00	0	0.00	0	0.00	0	0.00
Runoff coefficient	0	0.00	0	0.00	0	0.00	0	0.00
Saturated zone hydraulic gradient	0	0.00	0	0.00	0	0.00	0	0.00
Weathering removal constant of all vegetation	0	0.00	0	0.00	0	0.00	0	0.00
Wind Speed	0	0.00	0	0.00	0	0.00	0	0.00
Mass loading for inhalation	0	0.00	0	0.00	0	0.00	0	0.00
Depth of soil mixing layer	0	0.00	0	0.00	0	0.00	0	0.00
Density of contaminated zone	0	0.00	0	0.00	0	0.00	0	0.00
Inhalation rate	0	0.00	0	0.00	0	0.00	0	0.00
Soil ingestion	0	0.00	0	0.00	0	0.00	0	0.00
Kd of Th-230 in Contaminated Zone	0	0.00	0	0.00	0	0.00	0	0.00
Kd of Th-230 in Unsaturated Zone 1	0	0.00	0	0.00	0	0.00	0	0.00
Kd of Th-230 in Saturated Zone	0	0.00	0	0.00	0	0.00	0	0.00
Kd of Th-228 in Contaminated Zone	0	0.00	0	0.00	0	0.00	0	0.00
Kd of Th-228 in Unsaturated Zone 1	0	0.00	0	0.00	0	0.00	0	0.00
Kd of Th-228 in Saturated Zone	0	0.00	0	0.00	0	0.00	0	0.00
Area of contaminated zone	0	0.00	0	0.00	0	0.00	0	0.00
Thickness of contaminated zone	0	0.00	0	0.00	0	0.00	0	0.00
Cover depth	0	0.00	0	0.00	0	0.00	0	0.00
Density of cover material	0	0.00	0	0.00	0	0.00	0	0.00
Cover erosion rate	0	0.00	0	0.00	0	0.00	0	0.00
Outdoor time fraction	0	0.00	0	0.00	0	0.00	0	0.00
Meat	0	0.00	0	0.00	0	0.00	0	0.00
Kd of Th-230 in Contaminated Zone	0	0.00	0	0.00	0	0.00	0	0.00
Kd of Th-230 in Unsaturated Zone 1	0	0.00	0	0.00	0	0.00	0	0.00
Kd of Th-230 in Saturated Zone	0	0.00	0	0.00	0	0.00	0	0.00
Aquatic food	0	0.00	0	0.00	0	0.00	0	0.00
Plant food	0	0.00	0	0.00	0	0.00	0	0.00
Kd of Ra-226 in Contaminated Zone	0	0.00	0	0.00	0	0.00	0	0.00
Kd of Ra-226 in Unsaturated Zone 1	0	0.00	0	0.00	0	0.00	0	0.00
Kd of Ra-226 in Saturated Zone	0	0.00	0	0.00	0	0.00	0	0.00
Kd of Pb-210 in Contaminated Zone	0	0.00	0	0.00	0	0.00	0	0.00
Kd of Pb-210 in Unsaturated Zone 1	0	0.00	0	0.00	0	0.00	0	0.00
Kd of Pb-210 in Saturated Zone	0	0.00	0	0.00	0	0.00	0	0.00
Kd of Ra-228 in Contaminated Zone	0	0.00	0	0.00	0	0.00	0	0.00
Kd of Ra-228 in Unsaturated Zone 1	0	0.00	0	0.00	0	0.00	0	0.00
Kd of Ra-228 in Saturated Zone	0	0.00	0	0.00	0	0.00	0	0.00
R-SQUARE		0.00		0.00		0.00		0.00

-Rank is set to zero if the dose is zero or the correlation matrix is singular.

-R-SQUARE varies between 0 and 1 and is called the coefficient of determination; it provides a measure of the variation in the dependent variable (Dose) explained by regression on the independent variables.

Coefficients for peak Meat (WaterInd.) Dose								
Coefficient =								
Repetition =								
Description of Probabilistic Variable					PCC 2		SRC 2	
					PRCC 2		SRRC 2	
					Sig	Coeff	Sig	Coeff
					Sig	Coeff	Sig	Coeff
Density of saturated zone					0	0.00	0	0.00
Density of Unsaturated zone 1					0	0.00	0	0.00
Depth of roots					0	0.00	0	0.00
Saturated zone hydraulic conductivity					0	0.00	0	0.00
Thickness of Unsaturated zone 1					0	0.00	0	0.00
Contaminated zone b parameter					0	0.00	0	0.00
Saturated zone b parameter					0	0.00	0	0.00
Contaminated zone erosion rate					0	0.00	0	0.00
Contaminated zone hydraulic conductivity					0	0.00	0	0.00
Evapotranspiration coefficient					0	0.00	0	0.00
Runoff coefficient					0	0.00	0	0.00
Saturated zone hydraulic gradient					0	0.00	0	0.00
Weathering removal constant of all vegetation					0	0.00	0	0.00
Wind Speed					0	0.00	0	0.00
Mass loading for inhalation					0	0.00	0	0.00
Depth of soil mixing layer					0	0.00	0	0.00
Density of contaminated zone					0	0.00	0	0.00
Inhalation rate					0	0.00	0	0.00
Soil ingestion					0	0.00	0	0.00
Kd of Th-230 in Contaminated Zone					0	0.00	0	0.00
Kd of Th-230 in Unsaturated Zone 1					0	0.00	0	0.00
Kd of Th-230 in Saturated Zone					0	0.00	0	0.00
Kd of Th-228 in Contaminated Zone					0	0.00	0	0.00
Kd of Th-228 in Unsaturated Zone 1					0	0.00	0	0.00
Kd of Th-228 in Saturated Zone					0	0.00	0	0.00
Area of contaminated zone					0	0.00	0	0.00
Thickness of contaminated zone					0	0.00	0	0.00
Cover depth					0	0.00	0	0.00
Density of cover material					0	0.00	0	0.00
Cover erosion rate					0	0.00	0	0.00
Outdoor time fraction					0	0.00	0	0.00
Meat					0	0.00	0	0.00
Kd of Th-230 in Contaminated Zone					0	0.00	0	0.00
Kd of Th-230 in Unsaturated Zone 1					0	0.00	0	0.00
Kd of Th-230 in Saturated Zone					0	0.00	0	0.00
Aquatic food					0	0.00	0	0.00
Plant food					0	0.00	0	0.00
Kd of Ra-226 in Contaminated Zone					0	0.00	0	0.00
Kd of Ra-226 in Unsaturated Zone 1					0	0.00	0	0.00
Kd of Ra-226 in Saturated Zone					0	0.00	0	0.00
Kd of Pb-210 in Contaminated Zone					0	0.00	0	0.00
Kd of Pb-210 in Unsaturated Zone 1					0	0.00	0	0.00
Kd of Pb-210 in Saturated Zone					0	0.00	0	0.00
Kd of Ra-228 in Contaminated Zone					0	0.00	0	0.00
Kd of Ra-228 in Unsaturated Zone 1					0	0.00	0	0.00
Kd of Ra-228 in Saturated Zone					0	0.00	0	0.00
R-SQUARE					0.00		0.00	

-Rank is set to zero if the dose is zero or the correlation matrix is singular.

-R-SQUARE varies between 0 and 1 and is called the coefficient of determination; it provides a measure of the variation in the dependent variable (Dose) explained by regression on the independent variables.

Coefficients for peak Meat (WaterInd.) Dose

Coefficient =
 Repetition =

Description of Probabilistic Variable	PCC 3		SRC 3		PRCC 3		SRRC 3	
	Sig	Coeff	Sig	Coeff	Sig	Coeff	Sig	Coeff
Density of saturated zone	0	0.00	0	0.00	0	0.00	0	0.00
Density of Unsaturated zone 1	0	0.00	0	0.00	0	0.00	0	0.00
Depth of roots	0	0.00	0	0.00	0	0.00	0	0.00
Saturated zone hydraulic conductivity	0	0.00	0	0.00	0	0.00	0	0.00
Thickness of Unsaturated zone 1	0	0.00	0	0.00	0	0.00	0	0.00
Contaminated zone b parameter	0	0.00	0	0.00	0	0.00	0	0.00
Saturated zone b parameter	0	0.00	0	0.00	0	0.00	0	0.00
Contaminated zone erosion rate	0	0.00	0	0.00	0	0.00	0	0.00
Contaminated zone hydraulic conductivity	0	0.00	0	0.00	0	0.00	0	0.00
Evapotranspiration coefficient	0	0.00	0	0.00	0	0.00	0	0.00
Runoff coefficient	0	0.00	0	0.00	0	0.00	0	0.00
Saturated zone hydraulic gradient	0	0.00	0	0.00	0	0.00	0	0.00
Weathering removal constant of all vegetation	0	0.00	0	0.00	0	0.00	0	0.00
Wind Speed	0	0.00	0	0.00	0	0.00	0	0.00
Mass loading for inhalation	0	0.00	0	0.00	0	0.00	0	0.00
Depth of soil mixing layer	0	0.00	0	0.00	0	0.00	0	0.00
Density of contaminated zone	0	0.00	0	0.00	0	0.00	0	0.00
Inhalation rate	0	0.00	0	0.00	0	0.00	0	0.00
Soil ingestion	0	0.00	0	0.00	0	0.00	0	0.00
Kd of Th-230 in Contaminated Zone	0	0.00	0	0.00	0	0.00	0	0.00
Kd of Th-230 in Unsaturated Zone 1	0	0.00	0	0.00	0	0.00	0	0.00
Kd of Th-230 in Saturated Zone	0	0.00	0	0.00	0	0.00	0	0.00
Kd of Th-228 in Contaminated Zone	0	0.00	0	0.00	0	0.00	0	0.00
Kd of Th-228 in Unsaturated Zone 1	0	0.00	0	0.00	0	0.00	0	0.00
Kd of Th-228 in Saturated Zone	0	0.00	0	0.00	0	0.00	0	0.00
Area of contaminated zone	0	0.00	0	0.00	0	0.00	0	0.00
Thickness of contaminated zone	0	0.00	0	0.00	0	0.00	0	0.00
Cover depth	0	0.00	0	0.00	0	0.00	0	0.00
Density of cover material	0	0.00	0	0.00	0	0.00	0	0.00
Cover erosion rate	0	0.00	0	0.00	0	0.00	0	0.00
Outdoor time fraction	0	0.00	0	0.00	0	0.00	0	0.00
Meat	0	0.00	0	0.00	0	0.00	0	0.00
Kd of Th-230 in Contaminated Zone	0	0.00	0	0.00	0	0.00	0	0.00
Kd of Th-230 in Unsaturated Zone 1	0	0.00	0	0.00	0	0.00	0	0.00
Kd of Th-230 in Saturated Zone	0	0.00	0	0.00	0	0.00	0	0.00
Aquatic food	0	0.00	0	0.00	0	0.00	0	0.00
Plant food	0	0.00	0	0.00	0	0.00	0	0.00
Kd of Ra-226 in Contaminated Zone	0	0.00	0	0.00	0	0.00	0	0.00
Kd of Ra-226 in Unsaturated Zone 1	0	0.00	0	0.00	0	0.00	0	0.00
Kd of Ra-226 in Saturated Zone	0	0.00	0	0.00	0	0.00	0	0.00
Kd of Pb-210 in Contaminated Zone	0	0.00	0	0.00	0	0.00	0	0.00
Kd of Pb-210 in Unsaturated Zone 1	0	0.00	0	0.00	0	0.00	0	0.00
Kd of Pb-210 in Saturated Zone	0	0.00	0	0.00	0	0.00	0	0.00
Kd of Ra-228 in Contaminated Zone	0	0.00	0	0.00	0	0.00	0	0.00
Kd of Ra-228 in Unsaturated Zone 1	0	0.00	0	0.00	0	0.00	0	0.00
Kd of Ra-228 in Saturated Zone	0	0.00	0	0.00	0	0.00	0	0.00
R-SQUARE		0.00		0.00		0.00		0.00

-Rank is set to zero if the dose is zero or the correlation matrix is singular.

-R-SQUARE varies between 0 and 1 and is called the coefficient of determination; it provides a measure of the variation in the dependent variable (Dose) explained by regression on the independent variables.

Coefficients for peak Meat (WaterInd.) Dose		PCC		SRC		PRCC		SRRC	
Coefficient =		4		4		4		4	
Repetition =									
Description of Probabilistic Variable		Sig	Coeff	Sig	Coeff	Sig	Coeff	Sig	Coeff
Density of saturated zone		0	0.00	0	0.00	0	0.00	0	0.00
Density of Unsaturated zone 1		0	0.00	0	0.00	0	0.00	0	0.00
Depth of roots		0	0.00	0	0.00	0	0.00	0	0.00
Saturated zone hydraulic conductivity		0	0.00	0	0.00	0	0.00	0	0.00
Thickness of Unsaturated zone 1		0	0.00	0	0.00	0	0.00	0	0.00
Contaminated zone b parameter		0	0.00	0	0.00	0	0.00	0	0.00
Saturated zone b parameter		0	0.00	0	0.00	0	0.00	0	0.00
Contaminated zone erosion rate		0	0.00	0	0.00	0	0.00	0	0.00
Contaminated zone hydraulic conductivity		0	0.00	0	0.00	0	0.00	0	0.00
Evapotranspiration coefficient		0	0.00	0	0.00	0	0.00	0	0.00
Runoff coefficient		0	0.00	0	0.00	0	0.00	0	0.00
Saturated zone hydraulic gradient		0	0.00	0	0.00	0	0.00	0	0.00
Weathering removal constant of all vegetation		0	0.00	0	0.00	0	0.00	0	0.00
Wind Speed		0	0.00	0	0.00	0	0.00	0	0.00
Mass loading for inhalation		0	0.00	0	0.00	0	0.00	0	0.00
Depth of soil mixing layer		0	0.00	0	0.00	0	0.00	0	0.00
Density of contaminated zone		0	0.00	0	0.00	0	0.00	0	0.00
Inhalation rate		0	0.00	0	0.00	0	0.00	0	0.00
Soil ingestion		0	0.00	0	0.00	0	0.00	0	0.00
Kd of Th-230 in Contaminated Zone		0	0.00	0	0.00	0	0.00	0	0.00
Kd of Th-230 in Unsaturated Zone 1		0	0.00	0	0.00	0	0.00	0	0.00
Kd of Th-230 in Saturated Zone		0	0.00	0	0.00	0	0.00	0	0.00
Kd of Th-228 in Contaminated Zone		0	0.00	0	0.00	0	0.00	0	0.00
Kd of Th-228 in Unsaturated Zone 1		0	0.00	0	0.00	0	0.00	0	0.00
Kd of Th-228 in Saturated Zone		0	0.00	0	0.00	0	0.00	0	0.00
Area of contaminated zone		0	0.00	0	0.00	0	0.00	0	0.00
Thickness of contaminated zone		0	0.00	0	0.00	0	0.00	0	0.00
Cover depth		0	0.00	0	0.00	0	0.00	0	0.00
Density of cover material		0	0.00	0	0.00	0	0.00	0	0.00
Cover erosion rate		0	0.00	0	0.00	0	0.00	0	0.00
Outdoor time fraction		0	0.00	0	0.00	0	0.00	0	0.00
Meat		0	0.00	0	0.00	0	0.00	0	0.00
Kd of Th-230 in Contaminated Zone		0	0.00	0	0.00	0	0.00	0	0.00
Kd of Th-230 in Unsaturated Zone 1		0	0.00	0	0.00	0	0.00	0	0.00
Kd of Th-230 in Saturated Zone		0	0.00	0	0.00	0	0.00	0	0.00
Aquatic food		0	0.00	0	0.00	0	0.00	0	0.00
Plant food		0	0.00	0	0.00	0	0.00	0	0.00
Kd of Ra-226 in Contaminated Zone		0	0.00	0	0.00	0	0.00	0	0.00
Kd of Ra-226 in Unsaturated Zone 1		0	0.00	0	0.00	0	0.00	0	0.00
Kd of Ra-226 in Saturated Zone		0	0.00	0	0.00	0	0.00	0	0.00
Kd of Pb-210 in Contaminated Zone		0	0.00	0	0.00	0	0.00	0	0.00
Kd of Pb-210 in Unsaturated Zone 1		0	0.00	0	0.00	0	0.00	0	0.00
Kd of Pb-210 in Saturated Zone		0	0.00	0	0.00	0	0.00	0	0.00
Kd of Ra-228 in Contaminated Zone		0	0.00	0	0.00	0	0.00	0	0.00
Kd of Ra-228 in Unsaturated Zone 1		0	0.00	0	0.00	0	0.00	0	0.00
Kd of Ra-228 in Saturated Zone		0	0.00	0	0.00	0	0.00	0	0.00
R-SQUARE			0.00		0.00		0.00		0.00

-Rank is set to zero if the dose is zero or the correlation matrix is singular.

-R-SQUARE varies between 0 and 1 and is called the coefficient of determination; it provides a measure of the variation in the dependent variable (Dose) explained by regression on the independent variables.

Coefficients for peak Meat (WaterInd.) Dose
 Coefficient =
 Repetition =

Description of Probabilistic Variable	PCC 5		SRC 5		PRCC 5		SRRC 5	
	Sig	Coeff	Sig	Coeff	Sig	Coeff	Sig	Coeff
Density of saturated zone	0	0.00	0	0.00	0	0.00	0	0.00
Density of Unsaturated zone 1	0	0.00	0	0.00	0	0.00	0	0.00
Depth of roots	0	0.00	0	0.00	0	0.00	0	0.00
Saturated zone hydraulic conductivity	0	0.00	0	0.00	0	0.00	0	0.00
Thickness of Unsaturated zone 1	0	0.00	0	0.00	0	0.00	0	0.00
Contaminated zone b parameter	0	0.00	0	0.00	0	0.00	0	0.00
Saturated zone b parameter	0	0.00	0	0.00	0	0.00	0	0.00
Contaminated zone erosion rate	0	0.00	0	0.00	0	0.00	0	0.00
Contaminated zone hydraulic conductivity	0	0.00	0	0.00	0	0.00	0	0.00
Evapotranspiration coefficient	0	0.00	0	0.00	0	0.00	0	0.00
Runoff coefficient	0	0.00	0	0.00	0	0.00	0	0.00
Saturated zone hydraulic gradient	0	0.00	0	0.00	0	0.00	0	0.00
Weathering removal constant of all vegetation	0	0.00	0	0.00	0	0.00	0	0.00
Wind Speed	0	0.00	0	0.00	0	0.00	0	0.00
Mass loading for inhalation	0	0.00	0	0.00	0	0.00	0	0.00
Depth of soil mixing layer	0	0.00	0	0.00	0	0.00	0	0.00
Density of contaminated zone	0	0.00	0	0.00	0	0.00	0	0.00
Inhalation rate	0	0.00	0	0.00	0	0.00	0	0.00
Soil ingestion	0	0.00	0	0.00	0	0.00	0	0.00
Kd of Th-230 in Contaminated Zone	0	0.00	0	0.00	0	0.00	0	0.00
Kd of Th-230 in Unsaturated Zone 1	0	0.00	0	0.00	0	0.00	0	0.00
Kd of Th-230 in Saturated Zone	0	0.00	0	0.00	0	0.00	0	0.00
Kd of Th-228 in Contaminated Zone	0	0.00	0	0.00	0	0.00	0	0.00
Kd of Th-228 in Unsaturated Zone 1	0	0.00	0	0.00	0	0.00	0	0.00
Kd of Th-228 in Saturated Zone	0	0.00	0	0.00	0	0.00	0	0.00
Area of contaminated zone	0	0.00	0	0.00	0	0.00	0	0.00
Thickness of contaminated zone	0	0.00	0	0.00	0	0.00	0	0.00
Cover depth	0	0.00	0	0.00	0	0.00	0	0.00
Density of cover material	0	0.00	0	0.00	0	0.00	0	0.00
Cover erosion rate	0	0.00	0	0.00	0	0.00	0	0.00
Outdoor time fraction	0	0.00	0	0.00	0	0.00	0	0.00
Meat	0	0.00	0	0.00	0	0.00	0	0.00
Kd of Th-230 in Contaminated Zone	0	0.00	0	0.00	0	0.00	0	0.00
Kd of Th-230 in Unsaturated Zone 1	0	0.00	0	0.00	0	0.00	0	0.00
Kd of Th-230 in Saturated Zone	0	0.00	0	0.00	0	0.00	0	0.00
Aquatic food	0	0.00	0	0.00	0	0.00	0	0.00
Plant food	0	0.00	0	0.00	0	0.00	0	0.00
Kd of Ra-226 in Contaminated Zone	0	0.00	0	0.00	0	0.00	0	0.00
Kd of Ra-226 in Unsaturated Zone 1	0	0.00	0	0.00	0	0.00	0	0.00
Kd of Ra-226 in Saturated Zone	0	0.00	0	0.00	0	0.00	0	0.00
Kd of Pb-210 in Contaminated Zone	0	0.00	0	0.00	0	0.00	0	0.00
Kd of Pb-210 in Unsaturated Zone 1	0	0.00	0	0.00	0	0.00	0	0.00
Kd of Pb-210 in Saturated Zone	0	0.00	0	0.00	0	0.00	0	0.00
Kd of Ra-228 in Contaminated Zone	0	0.00	0	0.00	0	0.00	0	0.00
Kd of Ra-228 in Unsaturated Zone 1	0	0.00	0	0.00	0	0.00	0	0.00
Kd of Ra-228 in Saturated Zone	0	0.00	0	0.00	0	0.00	0	0.00
R-SQUARE		0.00		0.00		0.00		0.00

-Rank is set to zero if the dose is zero or the correlation matrix is singular.

-R-SQUARE varies between 0 and 1 and is called the coefficient of determination; it provides a measure of the variation in the dependent variable (Dose) explained by regression on the independent variables.

Coefficients for peak Milk (WaterInd.) Dose		PCC		SRC		PRCC		SRRC	
Coefficient =		1		1		1		1	
Repetition =									
Description of Probabilistic Variable		Sig	Coeff	Sig	Coeff	Sig	Coeff	Sig	Coeff
Density of saturated zone		0	0.00	0	0.00	0	0.00	0	0.00
Density of Unsaturated zone 1		0	0.00	0	0.00	0	0.00	0	0.00
Depth of roots		0	0.00	0	0.00	0	0.00	0	0.00
Saturated zone hydraulic conductivity		0	0.00	0	0.00	0	0.00	0	0.00
Thickness of Unsaturated zone 1		0	0.00	0	0.00	0	0.00	0	0.00
Contaminated zone b parameter		0	0.00	0	0.00	0	0.00	0	0.00
Saturated zone b parameter		0	0.00	0	0.00	0	0.00	0	0.00
Contaminated zone erosion rate		0	0.00	0	0.00	0	0.00	0	0.00
Contaminated zone hydraulic conductivity		0	0.00	0	0.00	0	0.00	0	0.00
Evapotranspiration coefficient		0	0.00	0	0.00	0	0.00	0	0.00
Runoff coefficient		0	0.00	0	0.00	0	0.00	0	0.00
Saturated zone hydraulic gradient		0	0.00	0	0.00	0	0.00	0	0.00
Weathering removal constant of all vegetation		0	0.00	0	0.00	0	0.00	0	0.00
Wind Speed		0	0.00	0	0.00	0	0.00	0	0.00
Mass loading for inhalation		0	0.00	0	0.00	0	0.00	0	0.00
Depth of soil mixing layer		0	0.00	0	0.00	0	0.00	0	0.00
Density of contaminated zone		0	0.00	0	0.00	0	0.00	0	0.00
Inhalation rate		0	0.00	0	0.00	0	0.00	0	0.00
Soil ingestion		0	0.00	0	0.00	0	0.00	0	0.00
Kd of Th-230 in Contaminated Zone		0	0.00	0	0.00	0	0.00	0	0.00
Kd of Th-230 in Unsaturated Zone 1		0	0.00	0	0.00	0	0.00	0	0.00
Kd of Th-230 in Saturated Zone		0	0.00	0	0.00	0	0.00	0	0.00
Kd of Th-228 in Contaminated Zone		0	0.00	0	0.00	0	0.00	0	0.00
Kd of Th-228 in Unsaturated Zone 1		0	0.00	0	0.00	0	0.00	0	0.00
Kd of Th-228 in Saturated Zone		0	0.00	0	0.00	0	0.00	0	0.00
Area of contaminated zone		0	0.00	0	0.00	0	0.00	0	0.00
Thickness of contaminated zone		0	0.00	0	0.00	0	0.00	0	0.00
Cover depth		0	0.00	0	0.00	0	0.00	0	0.00
Density of cover material		0	0.00	0	0.00	0	0.00	0	0.00
Cover erosion rate		0	0.00	0	0.00	0	0.00	0	0.00
Outdoor time fraction		0	0.00	0	0.00	0	0.00	0	0.00
Meat		0	0.00	0	0.00	0	0.00	0	0.00
Kd of Th-230 in Contaminated Zone		0	0.00	0	0.00	0	0.00	0	0.00
Kd of Th-230 in Unsaturated Zone 1		0	0.00	0	0.00	0	0.00	0	0.00
Kd of Th-230 in Saturated Zone		0	0.00	0	0.00	0	0.00	0	0.00
Aquatic food		0	0.00	0	0.00	0	0.00	0	0.00
Plant food		0	0.00	0	0.00	0	0.00	0	0.00
Kd of Ra-226 in Contaminated Zone		0	0.00	0	0.00	0	0.00	0	0.00
Kd of Ra-226 in Unsaturated Zone 1		0	0.00	0	0.00	0	0.00	0	0.00
Kd of Ra-226 in Saturated Zone		0	0.00	0	0.00	0	0.00	0	0.00
Kd of Pb-210 in Contaminated Zone		0	0.00	0	0.00	0	0.00	0	0.00
Kd of Pb-210 in Unsaturated Zone 1		0	0.00	0	0.00	0	0.00	0	0.00
Kd of Pb-210 in Saturated Zone		0	0.00	0	0.00	0	0.00	0	0.00
Kd of Ra-228 in Contaminated Zone		0	0.00	0	0.00	0	0.00	0	0.00
Kd of Ra-228 in Unsaturated Zone 1		0	0.00	0	0.00	0	0.00	0	0.00
Kd of Ra-228 in Saturated Zone		0	0.00	0	0.00	0	0.00	0	0.00
R-SQUARE		0.00		0.00		0.00		0.00	

-Rank is set to zero if the dose is zero or the correlation matrix is singular.

-R-SQUARE varies between 0 and 1 and is called the coefficient of determination; it provides a measure of the variation in the dependent variable (Dose) explained by regression on the independent variables.

Coefficients for peak Milk (WaterInd.) Dose
 Coefficient =
 Repetition =

Description of Probabilistic Variable	PCC 2		SRC 2		PRCC 2		SRRC 2	
	Sig	Coeff	Sig	Coeff	Sig	Coeff	Sig	Coeff
Density of saturated zone	0	0.00	0	0.00	0	0.00	0	0.00
Density of Unsaturated zone 1	0	0.00	0	0.00	0	0.00	0	0.00
Depth of roots	0	0.00	0	0.00	0	0.00	0	0.00
Saturated zone hydraulic conductivity	0	0.00	0	0.00	0	0.00	0	0.00
Thickness of Unsaturated zone 1	0	0.00	0	0.00	0	0.00	0	0.00
Contaminated zone b parameter	0	0.00	0	0.00	0	0.00	0	0.00
Saturated zone b parameter	0	0.00	0	0.00	0	0.00	0	0.00
Contaminated zone erosion rate	0	0.00	0	0.00	0	0.00	0	0.00
Contaminated zone hydraulic conductivity	0	0.00	0	0.00	0	0.00	0	0.00
Evapotranspiration coefficient	0	0.00	0	0.00	0	0.00	0	0.00
Runoff coefficient	0	0.00	0	0.00	0	0.00	0	0.00
Saturated zone hydraulic gradient	0	0.00	0	0.00	0	0.00	0	0.00
Weathering removal constant of all vegetation	0	0.00	0	0.00	0	0.00	0	0.00
Wind Speed	0	0.00	0	0.00	0	0.00	0	0.00
Mass loading for inhalation	0	0.00	0	0.00	0	0.00	0	0.00
Depth of soil mixing layer	0	0.00	0	0.00	0	0.00	0	0.00
Density of contaminated zone	0	0.00	0	0.00	0	0.00	0	0.00
Inhalation rate	0	0.00	0	0.00	0	0.00	0	0.00
Soil ingestion	0	0.00	0	0.00	0	0.00	0	0.00
Kd of Th-230 in Contaminated Zone	0	0.00	0	0.00	0	0.00	0	0.00
Kd of Th-230 in Unsaturated Zone 1	0	0.00	0	0.00	0	0.00	0	0.00
Kd of Th-230 in Saturated Zone	0	0.00	0	0.00	0	0.00	0	0.00
Kd of Th-228 in Contaminated Zone	0	0.00	0	0.00	0	0.00	0	0.00
Kd of Th-228 in Unsaturated Zone 1	0	0.00	0	0.00	0	0.00	0	0.00
Kd of Th-228 in Saturated Zone	0	0.00	0	0.00	0	0.00	0	0.00
Area of contaminated zone	0	0.00	0	0.00	0	0.00	0	0.00
Thickness of contaminated zone	0	0.00	0	0.00	0	0.00	0	0.00
Cover depth	0	0.00	0	0.00	0	0.00	0	0.00
Density of cover material	0	0.00	0	0.00	0	0.00	0	0.00
Cover erosion rate	0	0.00	0	0.00	0	0.00	0	0.00
Outdoor time fraction	0	0.00	0	0.00	0	0.00	0	0.00
Meat	0	0.00	0	0.00	0	0.00	0	0.00
Kd of Th-230 in Contaminated Zone	0	0.00	0	0.00	0	0.00	0	0.00
Kd of Th-230 in Unsaturated Zone 1	0	0.00	0	0.00	0	0.00	0	0.00
Kd of Th-230 in Saturated Zone	0	0.00	0	0.00	0	0.00	0	0.00
Aquatic food	0	0.00	0	0.00	0	0.00	0	0.00
Plant food	0	0.00	0	0.00	0	0.00	0	0.00
Kd of Ra-226 in Contaminated Zone	0	0.00	0	0.00	0	0.00	0	0.00
Kd of Ra-226 in Unsaturated Zone 1	0	0.00	0	0.00	0	0.00	0	0.00
Kd of Ra-226 in Saturated Zone	0	0.00	0	0.00	0	0.00	0	0.00
Kd of Pb-210 in Contaminated Zone	0	0.00	0	0.00	0	0.00	0	0.00
Kd of Pb-210 in Unsaturated Zone 1	0	0.00	0	0.00	0	0.00	0	0.00
Kd of Pb-210 in Saturated Zone	0	0.00	0	0.00	0	0.00	0	0.00
Kd of Ra-228 in Contaminated Zone	0	0.00	0	0.00	0	0.00	0	0.00
Kd of Ra-228 in Unsaturated Zone 1	0	0.00	0	0.00	0	0.00	0	0.00
Kd of Ra-228 in Saturated Zone	0	0.00	0	0.00	0	0.00	0	0.00
R-SQUARE		0.00		0.00		0.00		0.00

-Rank is set to zero if the dose is zero or the correlation matrix is singular.

-R-SQUARE varies between 0 and 1 and is called the coefficient of determination; it provides a measure of the variation in the dependent variable (Dose) explained by regression on the independent variables.

Coefficients for peak Milk (WaterInd.) Dose
 Coefficient =
 Repetition =

Description of Probabilistic Variable	PCC 3		SRC 3		PRCC 3		SRRC 3	
	Sig	Coeff	Sig	Coeff	Sig	Coeff	Sig	Coeff
Density of saturated zone	0	0.00	0	0.00	0	0.00	0	0.00
Density of Unsaturated zone 1	0	0.00	0	0.00	0	0.00	0	0.00
Depth of roots	0	0.00	0	0.00	0	0.00	0	0.00
Saturated zone hydraulic conductivity	0	0.00	0	0.00	0	0.00	0	0.00
Thickness of Unsaturated zone 1	0	0.00	0	0.00	0	0.00	0	0.00
Contaminated zone b parameter	0	0.00	0	0.00	0	0.00	0	0.00
Saturated zone b parameter	0	0.00	0	0.00	0	0.00	0	0.00
Contaminated zone erosion rate	0	0.00	0	0.00	0	0.00	0	0.00
Contaminated zone hydraulic conductivity	0	0.00	0	0.00	0	0.00	0	0.00
Evapotranspiration coefficient	0	0.00	0	0.00	0	0.00	0	0.00
Runoff coefficient	0	0.00	0	0.00	0	0.00	0	0.00
Saturated zone hydraulic gradient	0	0.00	0	0.00	0	0.00	0	0.00
Weathering removal constant of all vegetation	0	0.00	0	0.00	0	0.00	0	0.00
Wind Speed	0	0.00	0	0.00	0	0.00	0	0.00
Mass loading for inhalation	0	0.00	0	0.00	0	0.00	0	0.00
Depth of soil mixing layer	0	0.00	0	0.00	0	0.00	0	0.00
Density of contaminated zone	0	0.00	0	0.00	0	0.00	0	0.00
Inhalation rate	0	0.00	0	0.00	0	0.00	0	0.00
Soil ingestion	0	0.00	0	0.00	0	0.00	0	0.00
Kd of Th-230 in Contaminated Zone	0	0.00	0	0.00	0	0.00	0	0.00
Kd of Th-230 in Unsaturated Zone 1	0	0.00	0	0.00	0	0.00	0	0.00
Kd of Th-230 in Saturated Zone	0	0.00	0	0.00	0	0.00	0	0.00
Kd of Th-228 in Contaminated Zone	0	0.00	0	0.00	0	0.00	0	0.00
Kd of Th-228 in Unsaturated Zone 1	0	0.00	0	0.00	0	0.00	0	0.00
Kd of Th-228 in Saturated Zone	0	0.00	0	0.00	0	0.00	0	0.00
Area of contaminated zone	0	0.00	0	0.00	0	0.00	0	0.00
Thickness of contaminated zone	0	0.00	0	0.00	0	0.00	0	0.00
Cover depth	0	0.00	0	0.00	0	0.00	0	0.00
Density of cover material	0	0.00	0	0.00	0	0.00	0	0.00
Cover erosion rate	0	0.00	0	0.00	0	0.00	0	0.00
Outdoor time fraction	0	0.00	0	0.00	0	0.00	0	0.00
Meat	0	0.00	0	0.00	0	0.00	0	0.00
Kd of Th-230 in Contaminated Zone	0	0.00	0	0.00	0	0.00	0	0.00
Kd of Th-230 in Unsaturated Zone 1	0	0.00	0	0.00	0	0.00	0	0.00
Kd of Th-230 in Saturated Zone	0	0.00	0	0.00	0	0.00	0	0.00
Aquatic food	0	0.00	0	0.00	0	0.00	0	0.00
Plant food	0	0.00	0	0.00	0	0.00	0	0.00
Kd of Ra-226 in Contaminated Zone	0	0.00	0	0.00	0	0.00	0	0.00
Kd of Ra-226 in Unsaturated Zone 1	0	0.00	0	0.00	0	0.00	0	0.00
Kd of Ra-226 in Saturated Zone	0	0.00	0	0.00	0	0.00	0	0.00
Kd of Pb-210 in Contaminated Zone	0	0.00	0	0.00	0	0.00	0	0.00
Kd of Pb-210 in Unsaturated Zone 1	0	0.00	0	0.00	0	0.00	0	0.00
Kd of Pb-210 in Saturated Zone	0	0.00	0	0.00	0	0.00	0	0.00
Kd of Ra-228 in Contaminated Zone	0	0.00	0	0.00	0	0.00	0	0.00
Kd of Ra-228 in Unsaturated Zone 1	0	0.00	0	0.00	0	0.00	0	0.00
Kd of Ra-228 in Saturated Zone	0	0.00	0	0.00	0	0.00	0	0.00
R-SQUARE		0.00		0.00		0.00		0.00

-Rank is set to zero if the dose is zero or the correlation matrix is singular.

-R-SQUARE varies between 0 and 1 and is called the coefficient of determination; it provides a measure of the variation in the dependent variable (Dose) explained by regression on the independent variables.

Coefficients for peak Milk (WaterInd.) Dose
 Coefficient =
 Repetition =

Description of Probabilistic Variable	PCC 4		SRC 4		PRCC 4		SRRC 4	
	Sig	Coeff	Sig	Coeff	Sig	Coeff	Sig	Coeff
Density of saturated zone	0	0.00	0	0.00	0	0.00	0	0.00
Density of Unsaturated zone 1	0	0.00	0	0.00	0	0.00	0	0.00
Depth of roots	0	0.00	0	0.00	0	0.00	0	0.00
Saturated zone hydraulic conductivity	0	0.00	0	0.00	0	0.00	0	0.00
Thickness of Unsaturated zone 1	0	0.00	0	0.00	0	0.00	0	0.00
Contaminated zone b parameter	0	0.00	0	0.00	0	0.00	0	0.00
Saturated zone b parameter	0	0.00	0	0.00	0	0.00	0	0.00
Contaminated zone erosion rate	0	0.00	0	0.00	0	0.00	0	0.00
Contaminated zone hydraulic conductivity	0	0.00	0	0.00	0	0.00	0	0.00
Evapotranspiration coefficient	0	0.00	0	0.00	0	0.00	0	0.00
Runoff coefficient	0	0.00	0	0.00	0	0.00	0	0.00
Saturated zone hydraulic gradient	0	0.00	0	0.00	0	0.00	0	0.00
Weathering removal constant of all vegetation	0	0.00	0	0.00	0	0.00	0	0.00
Wind Speed	0	0.00	0	0.00	0	0.00	0	0.00
Mass loading for inhalation	0	0.00	0	0.00	0	0.00	0	0.00
Depth of soil mixing layer	0	0.00	0	0.00	0	0.00	0	0.00
Density of contaminated zone	0	0.00	0	0.00	0	0.00	0	0.00
Inhalation rate	0	0.00	0	0.00	0	0.00	0	0.00
Soil ingestion	0	0.00	0	0.00	0	0.00	0	0.00
Kd of Th-230 in Contaminated Zone	0	0.00	0	0.00	0	0.00	0	0.00
Kd of Th-230 in Unsaturated Zone 1	0	0.00	0	0.00	0	0.00	0	0.00
Kd of Th-230 in Saturated Zone	0	0.00	0	0.00	0	0.00	0	0.00
Kd of Th-228 in Contaminated Zone	0	0.00	0	0.00	0	0.00	0	0.00
Kd of Th-228 in Unsaturated Zone 1	0	0.00	0	0.00	0	0.00	0	0.00
Kd of Th-228 in Saturated Zone	0	0.00	0	0.00	0	0.00	0	0.00
Area of contaminated zone	0	0.00	0	0.00	0	0.00	0	0.00
Thickness of contaminated zone	0	0.00	0	0.00	0	0.00	0	0.00
Cover depth	0	0.00	0	0.00	0	0.00	0	0.00
Density of cover material	0	0.00	0	0.00	0	0.00	0	0.00
Cover erosion rate	0	0.00	0	0.00	0	0.00	0	0.00
Outdoor time fraction	0	0.00	0	0.00	0	0.00	0	0.00
Meat	0	0.00	0	0.00	0	0.00	0	0.00
Kd of Th-230 in Contaminated Zone	0	0.00	0	0.00	0	0.00	0	0.00
Kd of Th-230 in Unsaturated Zone 1	0	0.00	0	0.00	0	0.00	0	0.00
Kd of Th-230 in Saturated Zone	0	0.00	0	0.00	0	0.00	0	0.00
Aquatic food	0	0.00	0	0.00	0	0.00	0	0.00
Plant food	0	0.00	0	0.00	0	0.00	0	0.00
Kd of Ra-226 in Contaminated Zone	0	0.00	0	0.00	0	0.00	0	0.00
Kd of Ra-226 in Unsaturated Zone 1	0	0.00	0	0.00	0	0.00	0	0.00
Kd of Ra-226 in Saturated Zone	0	0.00	0	0.00	0	0.00	0	0.00
Kd of Pb-210 in Contaminated Zone	0	0.00	0	0.00	0	0.00	0	0.00
Kd of Pb-210 in Unsaturated Zone 1	0	0.00	0	0.00	0	0.00	0	0.00
Kd of Pb-210 in Saturated Zone	0	0.00	0	0.00	0	0.00	0	0.00
Kd of Ra-228 in Contaminated Zone	0	0.00	0	0.00	0	0.00	0	0.00
Kd of Ra-228 in Unsaturated Zone 1	0	0.00	0	0.00	0	0.00	0	0.00
Kd of Ra-228 in Saturated Zone	0	0.00	0	0.00	0	0.00	0	0.00
R-SQUARE		0.00		0.00		0.00		0.00

-Rank is set to zero if the dose is zero or the correlation matrix is singular.

-R-SQUARE varies between 0 and 1 and is called the coefficient of determination; it provides a measure of the variation in the dependent variable (Dose) explained by regression on the independent variables.

Coefficients for peak Milk (WaterInd.) Dose								
Coefficient =								
Repetition =								
					PCC		SRC	
					5		5	
					PRCC		SRRC	
					5		5	
Description of Probabilistic Variable					Sig	Coeff	Sig	Coeff
					Sig	Coeff	Sig	Coeff
Density of saturated zone					0	0.00	0	0.00
Density of Unsaturated zone 1					0	0.00	0	0.00
Depth of roots					0	0.00	0	0.00
Saturated zone hydraulic conductivity					0	0.00	0	0.00
Thickness of Unsaturated zone 1					0	0.00	0	0.00
Contaminated zone b parameter					0	0.00	0	0.00
Saturated zone b parameter					0	0.00	0	0.00
Contaminated zone erosion rate					0	0.00	0	0.00
Contaminated zone hydraulic conductivity					0	0.00	0	0.00
Evapotranspiration coefficient					0	0.00	0	0.00
Runoff coefficient					0	0.00	0	0.00
Saturated zone hydraulic gradient					0	0.00	0	0.00
Weathering removal constant of all vegetation					0	0.00	0	0.00
Wind Speed					0	0.00	0	0.00
Mass loading for inhalation					0	0.00	0	0.00
Depth of soil mixing layer					0	0.00	0	0.00
Density of contaminated zone					0	0.00	0	0.00
Inhalation rate					0	0.00	0	0.00
Soil ingestion					0	0.00	0	0.00
Kd of Th-230 in Contaminated Zone					0	0.00	0	0.00
Kd of Th-230 in Unsaturated Zone 1					0	0.00	0	0.00
Kd of Th-230 in Saturated Zone					0	0.00	0	0.00
Kd of Th-228 in Contaminated Zone					0	0.00	0	0.00
Kd of Th-228 in Unsaturated Zone 1					0	0.00	0	0.00
Kd of Th-228 in Saturated Zone					0	0.00	0	0.00
Area of contaminated zone					0	0.00	0	0.00
Thickness of contaminated zone					0	0.00	0	0.00
Cover depth					0	0.00	0	0.00
Density of cover material					0	0.00	0	0.00
Cover erosion rate					0	0.00	0	0.00
Outdoor time fraction					0	0.00	0	0.00
Meat					0	0.00	0	0.00
Kd of Th-230 in Contaminated Zone					0	0.00	0	0.00
Kd of Th-230 in Unsaturated Zone 1					0	0.00	0	0.00
Kd of Th-230 in Saturated Zone					0	0.00	0	0.00
Aquatic food					0	0.00	0	0.00
Plant food					0	0.00	0	0.00
Kd of Ra-226 in Contaminated Zone					0	0.00	0	0.00
Kd of Ra-226 in Unsaturated Zone 1					0	0.00	0	0.00
Kd of Ra-226 in Saturated Zone					0	0.00	0	0.00
Kd of Pb-210 in Contaminated Zone					0	0.00	0	0.00
Kd of Pb-210 in Unsaturated Zone 1					0	0.00	0	0.00
Kd of Pb-210 in Saturated Zone					0	0.00	0	0.00
Kd of Ra-228 in Contaminated Zone					0	0.00	0	0.00
Kd of Ra-228 in Unsaturated Zone 1					0	0.00	0	0.00
Kd of Ra-228 in Saturated Zone					0	0.00	0	0.00
R-SQUARE					0.00		0.00	

-Rank is set to zero if the dose is zero or the correlation matrix is singular.

-R-SQUARE varies between 0 and 1 and is called the coefficient of determination; it provides a measure of the variation in the dependent variable (Dose) explained by regression on the independent variables.

Coefficients for peak Soil Ingestion Dose		PCC		SRC		PRCC		SRRC	
Coefficient =		1		1		1		1	
Repetition =									
Description of Probabilistic Variable		Sig	Coeff	Sig	Coeff	Sig	Coeff	Sig	Coeff
Density of saturated zone		0	0.00	0	0.00	0	0.00	0	0.00
Density of Unsaturated zone 1		0	0.00	0	0.00	0	0.00	0	0.00
Depth of roots		0	0.00	0	0.00	0	0.00	0	0.00
Saturated zone hydraulic conductivity		0	0.00	0	0.00	0	0.00	0	0.00
Thickness of Unsaturated zone 1		0	0.00	0	0.00	0	0.00	0	0.00
Contaminated zone b parameter		0	0.00	0	0.00	0	0.00	0	0.00
Saturated zone b parameter		0	0.00	0	0.00	0	0.00	0	0.00
Contaminated zone erosion rate		0	0.00	0	0.00	0	0.00	0	0.00
Contaminated zone hydraulic conductivity		0	0.00	0	0.00	0	0.00	0	0.00
Evapotranspiration coefficient		0	0.00	0	0.00	0	0.00	0	0.00
Runoff coefficient		0	0.00	0	0.00	0	0.00	0	0.00
Saturated zone hydraulic gradient		0	0.00	0	0.00	0	0.00	0	0.00
Weathering removal constant of all vegetation		0	0.00	0	0.00	0	0.00	0	0.00
Wind Speed		0	0.00	0	0.00	0	0.00	0	0.00
Mass loading for inhalation		0	0.00	0	0.00	0	0.00	0	0.00
Depth of soil mixing layer		0	0.00	0	0.00	0	0.00	0	0.00
Density of contaminated zone		0	0.00	0	0.00	0	0.00	0	0.00
Inhalation rate		0	0.00	0	0.00	0	0.00	0	0.00
Soil ingestion		0	0.00	0	0.00	0	0.00	0	0.00
Kd of Th-230 in Contaminated Zone		0	0.00	0	0.00	0	0.00	0	0.00
Kd of Th-230 in Unsaturated Zone 1		0	0.00	0	0.00	0	0.00	0	0.00
Kd of Th-230 in Saturated Zone		0	0.00	0	0.00	0	0.00	0	0.00
Kd of Th-228 in Contaminated Zone		0	0.00	0	0.00	0	0.00	0	0.00
Kd of Th-228 in Unsaturated Zone 1		0	0.00	0	0.00	0	0.00	0	0.00
Kd of Th-228 in Saturated Zone		0	0.00	0	0.00	0	0.00	0	0.00
Area of contaminated zone		0	0.00	0	0.00	0	0.00	0	0.00
Thickness of contaminated zone		0	0.00	0	0.00	0	0.00	0	0.00
Cover depth		0	0.00	0	0.00	0	0.00	0	0.00
Density of cover material		0	0.00	0	0.00	0	0.00	0	0.00
Cover erosion rate		0	0.00	0	0.00	0	0.00	0	0.00
Outdoor time fraction		0	0.00	0	0.00	0	0.00	0	0.00
Meat		0	0.00	0	0.00	0	0.00	0	0.00
Kd of Th-230 in Contaminated Zone		0	0.00	0	0.00	0	0.00	0	0.00
Kd of Th-230 in Unsaturated Zone 1		0	0.00	0	0.00	0	0.00	0	0.00
Kd of Th-230 in Saturated Zone		0	0.00	0	0.00	0	0.00	0	0.00
Aquatic food		0	0.00	0	0.00	0	0.00	0	0.00
Plant food		0	0.00	0	0.00	0	0.00	0	0.00
Kd of Ra-226 in Contaminated Zone		0	0.00	0	0.00	0	0.00	0	0.00
Kd of Ra-226 in Unsaturated Zone 1		0	0.00	0	0.00	0	0.00	0	0.00
Kd of Ra-226 in Saturated Zone		0	0.00	0	0.00	0	0.00	0	0.00
Kd of Pb-210 in Contaminated Zone		0	0.00	0	0.00	0	0.00	0	0.00
Kd of Pb-210 in Unsaturated Zone 1		0	0.00	0	0.00	0	0.00	0	0.00
Kd of Pb-210 in Saturated Zone		0	0.00	0	0.00	0	0.00	0	0.00
Kd of Ra-228 in Contaminated Zone		0	0.00	0	0.00	0	0.00	0	0.00
Kd of Ra-228 in Unsaturated Zone 1		0	0.00	0	0.00	0	0.00	0	0.00
Kd of Ra-228 in Saturated Zone		0	0.00	0	0.00	0	0.00	0	0.00
R-SQUARE		0.00		0.00		0.00		0.00	

-Rank is set to zero if the dose is zero or the correlation matrix is singular.

-R-SQUARE varies between 0 and 1 and is called the coefficient of determination; it provides a measure of the variation in the dependent variable (Dose) explained by regression on the independent variables.

Coefficients for peak Soil Ingestion Dose		PCC		SRC		PRCC		SRRCC	
Coefficient =		2		2		2		2	
Repetition =									
Description of Probabilistic Variable		Sig	Coeff	Sig	Coeff	Sig	Coeff	Sig	Coeff
Density of saturated zone		0	0.00	0	0.00	0	0.00	0	0.00
Density of Unsaturated zone 1		0	0.00	0	0.00	0	0.00	0	0.00
Depth of roots		0	0.00	0	0.00	0	0.00	0	0.00
Saturated zone hydraulic conductivity		0	0.00	0	0.00	0	0.00	0	0.00
Thickness of Unsaturated zone 1		0	0.00	0	0.00	0	0.00	0	0.00
Contaminated zone b parameter		0	0.00	0	0.00	0	0.00	0	0.00
Saturated zone b parameter		0	0.00	0	0.00	0	0.00	0	0.00
Contaminated zone erosion rate		0	0.00	0	0.00	0	0.00	0	0.00
Contaminated zone hydraulic conductivity		0	0.00	0	0.00	0	0.00	0	0.00
Evapotranspiration coefficient		0	0.00	0	0.00	0	0.00	0	0.00
Runoff coefficient		0	0.00	0	0.00	0	0.00	0	0.00
Saturated zone hydraulic gradient		0	0.00	0	0.00	0	0.00	0	0.00
Weathering removal constant of all vegetation		0	0.00	0	0.00	0	0.00	0	0.00
Wind Speed		0	0.00	0	0.00	0	0.00	0	0.00
Mass loading for inhalation		0	0.00	0	0.00	0	0.00	0	0.00
Depth of soil mixing layer		0	0.00	0	0.00	0	0.00	0	0.00
Density of contaminated zone		0	0.00	0	0.00	0	0.00	0	0.00
Inhalation rate		0	0.00	0	0.00	0	0.00	0	0.00
Soil ingestion		0	0.00	0	0.00	0	0.00	0	0.00
Kd of Th-230 in Contaminated Zone		0	0.00	0	0.00	0	0.00	0	0.00
Kd of Th-230 in Unsaturated Zone 1		0	0.00	0	0.00	0	0.00	0	0.00
Kd of Th-230 in Saturated Zone		0	0.00	0	0.00	0	0.00	0	0.00
Kd of Th-228 in Contaminated Zone		0	0.00	0	0.00	0	0.00	0	0.00
Kd of Th-228 in Unsaturated Zone 1		0	0.00	0	0.00	0	0.00	0	0.00
Kd of Th-228 in Saturated Zone		0	0.00	0	0.00	0	0.00	0	0.00
Area of contaminated zone		0	0.00	0	0.00	0	0.00	0	0.00
Thickness of contaminated zone		0	0.00	0	0.00	0	0.00	0	0.00
Cover depth		0	0.00	0	0.00	0	0.00	0	0.00
Density of cover material		0	0.00	0	0.00	0	0.00	0	0.00
Cover erosion rate		0	0.00	0	0.00	0	0.00	0	0.00
Outdoor time fraction		0	0.00	0	0.00	0	0.00	0	0.00
Meat		0	0.00	0	0.00	0	0.00	0	0.00
Kd of Th-230 in Contaminated Zone		0	0.00	0	0.00	0	0.00	0	0.00
Kd of Th-230 in Unsaturated Zone 1		0	0.00	0	0.00	0	0.00	0	0.00
Kd of Th-230 in Saturated Zone		0	0.00	0	0.00	0	0.00	0	0.00
Aquatic food		0	0.00	0	0.00	0	0.00	0	0.00
Plant food		0	0.00	0	0.00	0	0.00	0	0.00
Kd of Ra-226 in Contaminated Zone		0	0.00	0	0.00	0	0.00	0	0.00
Kd of Ra-226 in Unsaturated Zone 1		0	0.00	0	0.00	0	0.00	0	0.00
Kd of Ra-226 in Saturated Zone		0	0.00	0	0.00	0	0.00	0	0.00
Kd of Pb-210 in Contaminated Zone		0	0.00	0	0.00	0	0.00	0	0.00
Kd of Pb-210 in Unsaturated Zone 1		0	0.00	0	0.00	0	0.00	0	0.00
Kd of Pb-210 in Saturated Zone		0	0.00	0	0.00	0	0.00	0	0.00
Kd of Ra-228 in Contaminated Zone		0	0.00	0	0.00	0	0.00	0	0.00
Kd of Ra-228 in Unsaturated Zone 1		0	0.00	0	0.00	0	0.00	0	0.00
Kd of Ra-228 in Saturated Zone		0	0.00	0	0.00	0	0.00	0	0.00
R-SQUARE		0.00		0.00		0.00		0.00	

-Rank is set to zero if the dose is zero or the correlation matrix is singular.

-R-SQUARE varies between 0 and 1 and is called the coefficient of determination; it provides a measure of the variation in the dependent variable (Dose) explained by regression on the independent variables.

Coefficients for peak Soil Ingestion Dose
 Coefficient =
 Repetition =

Description of Probabilistic Variable	PCC 3		SRC 3		PRCC 3		SRRC 3	
	Sig	Coeff	Sig	Coeff	Sig	Coeff	Sig	Coeff
Density of saturated zone	0	0.00	0	0.00	0	0.00	0	0.00
Density of Unsaturated zone 1	0	0.00	0	0.00	0	0.00	0	0.00
Depth of roots	0	0.00	0	0.00	0	0.00	0	0.00
Saturated zone hydraulic conductivity	0	0.00	0	0.00	0	0.00	0	0.00
Thickness of Unsaturated zone 1	0	0.00	0	0.00	0	0.00	0	0.00
Contaminated zone b parameter	0	0.00	0	0.00	0	0.00	0	0.00
Saturated zone b parameter	0	0.00	0	0.00	0	0.00	0	0.00
Contaminated zone erosion rate	0	0.00	0	0.00	0	0.00	0	0.00
Contaminated zone hydraulic conductivity	0	0.00	0	0.00	0	0.00	0	0.00
Evapotranspiration coefficient	0	0.00	0	0.00	0	0.00	0	0.00
Runoff coefficient	0	0.00	0	0.00	0	0.00	0	0.00
Saturated zone hydraulic gradient	0	0.00	0	0.00	0	0.00	0	0.00
Weathering removal constant of all vegetation	0	0.00	0	0.00	0	0.00	0	0.00
Wind Speed	0	0.00	0	0.00	0	0.00	0	0.00
Mass loading for inhalation	0	0.00	0	0.00	0	0.00	0	0.00
Depth of soil mixing layer	0	0.00	0	0.00	0	0.00	0	0.00
Density of contaminated zone	0	0.00	0	0.00	0	0.00	0	0.00
Inhalation rate	0	0.00	0	0.00	0	0.00	0	0.00
Soil ingestion	0	0.00	0	0.00	0	0.00	0	0.00
Kd of Th-230 in Contaminated Zone	0	0.00	0	0.00	0	0.00	0	0.00
Kd of Th-230 in Unsaturated Zone 1	0	0.00	0	0.00	0	0.00	0	0.00
Kd of Th-230 in Saturated Zone	0	0.00	0	0.00	0	0.00	0	0.00
Kd of Th-228 in Contaminated Zone	0	0.00	0	0.00	0	0.00	0	0.00
Kd of Th-228 in Unsaturated Zone 1	0	0.00	0	0.00	0	0.00	0	0.00
Kd of Th-228 in Saturated Zone	0	0.00	0	0.00	0	0.00	0	0.00
Area of contaminated zone	0	0.00	0	0.00	0	0.00	0	0.00
Thickness of contaminated zone	0	0.00	0	0.00	0	0.00	0	0.00
Cover depth	0	0.00	0	0.00	0	0.00	0	0.00
Density of cover material	0	0.00	0	0.00	0	0.00	0	0.00
Cover erosion rate	0	0.00	0	0.00	0	0.00	0	0.00
Outdoor time fraction	0	0.00	0	0.00	0	0.00	0	0.00
Meat	0	0.00	0	0.00	0	0.00	0	0.00
Kd of Th-230 in Contaminated Zone	0	0.00	0	0.00	0	0.00	0	0.00
Kd of Th-230 in Unsaturated Zone 1	0	0.00	0	0.00	0	0.00	0	0.00
Kd of Th-230 in Saturated Zone	0	0.00	0	0.00	0	0.00	0	0.00
Aquatic food	0	0.00	0	0.00	0	0.00	0	0.00
Plant food	0	0.00	0	0.00	0	0.00	0	0.00
Kd of Ra-226 in Contaminated Zone	0	0.00	0	0.00	0	0.00	0	0.00
Kd of Ra-226 in Unsaturated Zone 1	0	0.00	0	0.00	0	0.00	0	0.00
Kd of Ra-226 in Saturated Zone	0	0.00	0	0.00	0	0.00	0	0.00
Kd of Pb-210 in Contaminated Zone	0	0.00	0	0.00	0	0.00	0	0.00
Kd of Pb-210 in Unsaturated Zone 1	0	0.00	0	0.00	0	0.00	0	0.00
Kd of Pb-210 in Saturated Zone	0	0.00	0	0.00	0	0.00	0	0.00
Kd of Ra-228 in Contaminated Zone	0	0.00	0	0.00	0	0.00	0	0.00
Kd of Ra-228 in Unsaturated Zone 1	0	0.00	0	0.00	0	0.00	0	0.00
Kd of Ra-228 in Saturated Zone	0	0.00	0	0.00	0	0.00	0	0.00
R-SQUARE		0.00		0.00		0.00		0.00

-Rank is set to zero if the dose is zero or the correlation matrix is singular.

-R-SQUARE varies between 0 and 1 and is called the coefficient of determination; it provides a measure of the variation in the dependent variable (Dose) explained by regression on the independent variables.

Coefficients for peak Soil Ingestion Dose		PCC		SRC		PRCC		SRRC	
Coefficient =		4		4		4		4	
Repetition =									
Description of Probabilistic Variable		Sig	Coeff	Sig	Coeff	Sig	Coeff	Sig	Coeff
Density of saturated zone		0	0.00	0	0.00	0	0.00	0	0.00
Density of Unsaturated zone 1		0	0.00	0	0.00	0	0.00	0	0.00
Depth of roots		0	0.00	0	0.00	0	0.00	0	0.00
Saturated zone hydraulic conductivity		0	0.00	0	0.00	0	0.00	0	0.00
Thickness of Unsaturated zone 1		0	0.00	0	0.00	0	0.00	0	0.00
Contaminated zone b parameter		0	0.00	0	0.00	0	0.00	0	0.00
Saturated zone b parameter		0	0.00	0	0.00	0	0.00	0	0.00
Contaminated zone erosion rate		0	0.00	0	0.00	0	0.00	0	0.00
Contaminated zone hydraulic conductivity		0	0.00	0	0.00	0	0.00	0	0.00
Evapotranspiration coefficient		0	0.00	0	0.00	0	0.00	0	0.00
Runoff coefficient		0	0.00	0	0.00	0	0.00	0	0.00
Saturated zone hydraulic gradient		0	0.00	0	0.00	0	0.00	0	0.00
Weathering removal constant of all vegetation		0	0.00	0	0.00	0	0.00	0	0.00
Wind Speed		0	0.00	0	0.00	0	0.00	0	0.00
Mass loading for inhalation		0	0.00	0	0.00	0	0.00	0	0.00
Depth of soil mixing layer		0	0.00	0	0.00	0	0.00	0	0.00
Density of contaminated zone		0	0.00	0	0.00	0	0.00	0	0.00
Inhalation rate		0	0.00	0	0.00	0	0.00	0	0.00
Soil ingestion		0	0.00	0	0.00	0	0.00	0	0.00
Kd of Th-230 in Contaminated Zone		0	0.00	0	0.00	0	0.00	0	0.00
Kd of Th-230 in Unsaturated Zone 1		0	0.00	0	0.00	0	0.00	0	0.00
Kd of Th-230 in Saturated Zone		0	0.00	0	0.00	0	0.00	0	0.00
Kd of Th-228 in Contaminated Zone		0	0.00	0	0.00	0	0.00	0	0.00
Kd of Th-228 in Unsaturated Zone 1		0	0.00	0	0.00	0	0.00	0	0.00
Kd of Th-228 in Saturated Zone		0	0.00	0	0.00	0	0.00	0	0.00
Area of contaminated zone		0	0.00	0	0.00	0	0.00	0	0.00
Thickness of contaminated zone		0	0.00	0	0.00	0	0.00	0	0.00
Cover depth		0	0.00	0	0.00	0	0.00	0	0.00
Density of cover material		0	0.00	0	0.00	0	0.00	0	0.00
Cover erosion rate		0	0.00	0	0.00	0	0.00	0	0.00
Outdoor time fraction		0	0.00	0	0.00	0	0.00	0	0.00
Meat		0	0.00	0	0.00	0	0.00	0	0.00
Kd of Th-230 in Contaminated Zone		0	0.00	0	0.00	0	0.00	0	0.00
Kd of Th-230 in Unsaturated Zone 1		0	0.00	0	0.00	0	0.00	0	0.00
Kd of Th-230 in Saturated Zone		0	0.00	0	0.00	0	0.00	0	0.00
Aquatic food		0	0.00	0	0.00	0	0.00	0	0.00
Plant food		0	0.00	0	0.00	0	0.00	0	0.00
Kd of Ra-226 in Contaminated Zone		0	0.00	0	0.00	0	0.00	0	0.00
Kd of Ra-226 in Unsaturated Zone 1		0	0.00	0	0.00	0	0.00	0	0.00
Kd of Ra-226 in Saturated Zone		0	0.00	0	0.00	0	0.00	0	0.00
Kd of Pb-210 in Contaminated Zone		0	0.00	0	0.00	0	0.00	0	0.00
Kd of Pb-210 in Unsaturated Zone 1		0	0.00	0	0.00	0	0.00	0	0.00
Kd of Pb-210 in Saturated Zone		0	0.00	0	0.00	0	0.00	0	0.00
Kd of Ra-228 in Contaminated Zone		0	0.00	0	0.00	0	0.00	0	0.00
Kd of Ra-228 in Unsaturated Zone 1		0	0.00	0	0.00	0	0.00	0	0.00
Kd of Ra-228 in Saturated Zone		0	0.00	0	0.00	0	0.00	0	0.00
R-SQUARE		0.00		0.00		0.00		0.00	

-Rank is set to zero if the dose is zero or the correlation matrix is singular.

-R-SQUARE varies between 0 and 1 and is called the coefficient of determination; it provides a measure of the variation in the dependent variable (Dose) explained by regression on the independent variables.

Coefficients for peak Soil Ingestion Dose		PCC		SRC		PRCC		SRRC	
Coefficient =		5		5		5		5	
Repetition =									
Description of Probabilistic Variable		Sig	Coeff	Sig	Coeff	Sig	Coeff	Sig	Coeff
Density of saturated zone		0	0.00	0	0.00	0	0.00	0	0.00
Density of Unsaturated zone 1		0	0.00	0	0.00	0	0.00	0	0.00
Depth of roots		0	0.00	0	0.00	0	0.00	0	0.00
Saturated zone hydraulic conductivity		0	0.00	0	0.00	0	0.00	0	0.00
Thickness of Unsaturated zone 1		0	0.00	0	0.00	0	0.00	0	0.00
Contaminated zone b parameter		0	0.00	0	0.00	0	0.00	0	0.00
Saturated zone b parameter		0	0.00	0	0.00	0	0.00	0	0.00
Contaminated zone erosion rate		0	0.00	0	0.00	0	0.00	0	0.00
Contaminated zone hydraulic conductivity		0	0.00	0	0.00	0	0.00	0	0.00
Evapotranspiration coefficient		0	0.00	0	0.00	0	0.00	0	0.00
Runoff coefficient		0	0.00	0	0.00	0	0.00	0	0.00
Saturated zone hydraulic gradient		0	0.00	0	0.00	0	0.00	0	0.00
Weathering removal constant of all vegetation		0	0.00	0	0.00	0	0.00	0	0.00
Wind Speed		0	0.00	0	0.00	0	0.00	0	0.00
Mass loading for inhalation		0	0.00	0	0.00	0	0.00	0	0.00
Depth of soil mixing layer		0	0.00	0	0.00	0	0.00	0	0.00
Density of contaminated zone		0	0.00	0	0.00	0	0.00	0	0.00
Inhalation rate		0	0.00	0	0.00	0	0.00	0	0.00
Soil ingestion		0	0.00	0	0.00	0	0.00	0	0.00
Kd of Th-230 in Contaminated Zone		0	0.00	0	0.00	0	0.00	0	0.00
Kd of Th-230 in Unsaturated Zone 1		0	0.00	0	0.00	0	0.00	0	0.00
Kd of Th-230 in Saturated Zone		0	0.00	0	0.00	0	0.00	0	0.00
Kd of Th-228 in Contaminated Zone		0	0.00	0	0.00	0	0.00	0	0.00
Kd of Th-228 in Unsaturated Zone 1		0	0.00	0	0.00	0	0.00	0	0.00
Kd of Th-228 in Saturated Zone		0	0.00	0	0.00	0	0.00	0	0.00
Area of contaminated zone		0	0.00	0	0.00	0	0.00	0	0.00
Thickness of contaminated zone		0	0.00	0	0.00	0	0.00	0	0.00
Cover depth		0	0.00	0	0.00	0	0.00	0	0.00
Density of cover material		0	0.00	0	0.00	0	0.00	0	0.00
Cover erosion rate		0	0.00	0	0.00	0	0.00	0	0.00
Outdoor time fraction		0	0.00	0	0.00	0	0.00	0	0.00
Meat		0	0.00	0	0.00	0	0.00	0	0.00
Kd of Th-230 in Contaminated Zone		0	0.00	0	0.00	0	0.00	0	0.00
Kd of Th-230 in Unsaturated Zone 1		0	0.00	0	0.00	0	0.00	0	0.00
Kd of Th-230 in Saturated Zone		0	0.00	0	0.00	0	0.00	0	0.00
Aquatic food		0	0.00	0	0.00	0	0.00	0	0.00
Plant food		0	0.00	0	0.00	0	0.00	0	0.00
Kd of Ra-226 in Contaminated Zone		0	0.00	0	0.00	0	0.00	0	0.00
Kd of Ra-226 in Unsaturated Zone 1		0	0.00	0	0.00	0	0.00	0	0.00
Kd of Ra-226 in Saturated Zone		0	0.00	0	0.00	0	0.00	0	0.00
Kd of Pb-210 in Contaminated Zone		0	0.00	0	0.00	0	0.00	0	0.00
Kd of Pb-210 in Unsaturated Zone 1		0	0.00	0	0.00	0	0.00	0	0.00
Kd of Pb-210 in Saturated Zone		0	0.00	0	0.00	0	0.00	0	0.00
Kd of Ra-228 in Contaminated Zone		0	0.00	0	0.00	0	0.00	0	0.00
Kd of Ra-228 in Unsaturated Zone 1		0	0.00	0	0.00	0	0.00	0	0.00
Kd of Ra-228 in Saturated Zone		0	0.00	0	0.00	0	0.00	0	0.00
R-SQUARE		0.00		0.00		0.00		0.00	

-Rank is set to zero if the dose is zero or the correlation matrix is singular.

-R-SQUARE varies between 0 and 1 and is called the coefficient of determination; it provides a measure of the variation in the dependent variable (Dose) explained by regression on the independent variables.

Coefficients for peak Water Ingestion Dose		PCC		SRC		PRCC		SRRC	
Coefficient =		1		1		1		1	
Repetition =									
Description of Probabilistic Variable		Sig	Coeff	Sig	Coeff	Sig	Coeff	Sig	Coeff
Density of saturated zone		0	0.00	0	0.00	0	0.00	0	0.00
Density of Unsaturated zone 1		0	0.00	0	0.00	0	0.00	0	0.00
Depth of roots		0	0.00	0	0.00	0	0.00	0	0.00
Saturated zone hydraulic conductivity		0	0.00	0	0.00	0	0.00	0	0.00
Thickness of Unsaturated zone 1		0	0.00	0	0.00	0	0.00	0	0.00
Contaminated zone b parameter		0	0.00	0	0.00	0	0.00	0	0.00
Saturated zone b parameter		0	0.00	0	0.00	0	0.00	0	0.00
Contaminated zone erosion rate		0	0.00	0	0.00	0	0.00	0	0.00
Contaminated zone hydraulic conductivity		0	0.00	0	0.00	0	0.00	0	0.00
Evapotranspiration coefficient		0	0.00	0	0.00	0	0.00	0	0.00
Runoff coefficient		0	0.00	0	0.00	0	0.00	0	0.00
Saturated zone hydraulic gradient		0	0.00	0	0.00	0	0.00	0	0.00
Weathering removal constant of all vegetation		0	0.00	0	0.00	0	0.00	0	0.00
Wind Speed		0	0.00	0	0.00	0	0.00	0	0.00
Mass loading for inhalation		0	0.00	0	0.00	0	0.00	0	0.00
Depth of soil mixing layer		0	0.00	0	0.00	0	0.00	0	0.00
Density of contaminated zone		0	0.00	0	0.00	0	0.00	0	0.00
Inhalation rate		0	0.00	0	0.00	0	0.00	0	0.00
Soil ingestion		0	0.00	0	0.00	0	0.00	0	0.00
Kd of Th-230 in Contaminated Zone		0	0.00	0	0.00	0	0.00	0	0.00
Kd of Th-230 in Unsaturated Zone 1		0	0.00	0	0.00	0	0.00	0	0.00
Kd of Th-230 in Saturated Zone		0	0.00	0	0.00	0	0.00	0	0.00
Kd of Th-228 in Contaminated Zone		0	0.00	0	0.00	0	0.00	0	0.00
Kd of Th-228 in Unsaturated Zone 1		0	0.00	0	0.00	0	0.00	0	0.00
Kd of Th-228 in Saturated Zone		0	0.00	0	0.00	0	0.00	0	0.00
Area of contaminated zone		0	0.00	0	0.00	0	0.00	0	0.00
Thickness of contaminated zone		0	0.00	0	0.00	0	0.00	0	0.00
Cover depth		0	0.00	0	0.00	0	0.00	0	0.00
Density of cover material		0	0.00	0	0.00	0	0.00	0	0.00
Cover erosion rate		0	0.00	0	0.00	0	0.00	0	0.00
Outdoor time fraction		0	0.00	0	0.00	0	0.00	0	0.00
Meat		0	0.00	0	0.00	0	0.00	0	0.00
Kd of Th-230 in Contaminated Zone		0	0.00	0	0.00	0	0.00	0	0.00
Kd of Th-230 in Unsaturated Zone 1		0	0.00	0	0.00	0	0.00	0	0.00
Kd of Th-230 in Saturated Zone		0	0.00	0	0.00	0	0.00	0	0.00
Aquatic food		0	0.00	0	0.00	0	0.00	0	0.00
Plant food		0	0.00	0	0.00	0	0.00	0	0.00
Kd of Ra-226 in Contaminated Zone		0	0.00	0	0.00	0	0.00	0	0.00
Kd of Ra-226 in Unsaturated Zone 1		0	0.00	0	0.00	0	0.00	0	0.00
Kd of Ra-226 in Saturated Zone		0	0.00	0	0.00	0	0.00	0	0.00
Kd of Pb-210 in Contaminated Zone		0	0.00	0	0.00	0	0.00	0	0.00
Kd of Pb-210 in Unsaturated Zone 1		0	0.00	0	0.00	0	0.00	0	0.00
Kd of Pb-210 in Saturated Zone		0	0.00	0	0.00	0	0.00	0	0.00
Kd of Ra-228 in Contaminated Zone		0	0.00	0	0.00	0	0.00	0	0.00
Kd of Ra-228 in Unsaturated Zone 1		0	0.00	0	0.00	0	0.00	0	0.00
Kd of Ra-228 in Saturated Zone		0	0.00	0	0.00	0	0.00	0	0.00
R-SQUARE		0.00		0.00		0.00		0.00	

-Rank is set to zero if the dose is zero or the correlation matrix is singular.

-R-SQUARE varies between 0 and 1 and is called the coefficient of determination; it provides a measure of the variation in the dependent variable (Dose) explained by regression on the independent variables.

Coefficients for peak Water Ingestion Dose		PCC		SRC		PRCC		SRRC	
Coefficient =		2		2		2		2	
Repetition =									
Description of Probabilistic Variable		Sig	Coeff	Sig	Coeff	Sig	Coeff	Sig	Coeff
Density of saturated zone		0	0.00	0	0.00	0	0.00	0	0.00
Density of Unsaturated zone 1		0	0.00	0	0.00	0	0.00	0	0.00
Depth of roots		0	0.00	0	0.00	0	0.00	0	0.00
Saturated zone hydraulic conductivity		0	0.00	0	0.00	0	0.00	0	0.00
Thickness of Unsaturated zone 1		0	0.00	0	0.00	0	0.00	0	0.00
Contaminated zone b parameter		0	0.00	0	0.00	0	0.00	0	0.00
Saturated zone b parameter		0	0.00	0	0.00	0	0.00	0	0.00
Contaminated zone erosion rate		0	0.00	0	0.00	0	0.00	0	0.00
Contaminated zone hydraulic conductivity		0	0.00	0	0.00	0	0.00	0	0.00
Evapotranspiration coefficient		0	0.00	0	0.00	0	0.00	0	0.00
Runoff coefficient		0	0.00	0	0.00	0	0.00	0	0.00
Saturated zone hydraulic gradient		0	0.00	0	0.00	0	0.00	0	0.00
Weathering removal constant of all vegetation		0	0.00	0	0.00	0	0.00	0	0.00
Wind Speed		0	0.00	0	0.00	0	0.00	0	0.00
Mass loading for inhalation		0	0.00	0	0.00	0	0.00	0	0.00
Depth of soil mixing layer		0	0.00	0	0.00	0	0.00	0	0.00
Density of contaminated zone		0	0.00	0	0.00	0	0.00	0	0.00
Inhalation rate		0	0.00	0	0.00	0	0.00	0	0.00
Soil ingestion		0	0.00	0	0.00	0	0.00	0	0.00
Kd of Th-230 in Contaminated Zone		0	0.00	0	0.00	0	0.00	0	0.00
Kd of Th-230 in Unsaturated Zone 1		0	0.00	0	0.00	0	0.00	0	0.00
Kd of Th-230 in Saturated Zone		0	0.00	0	0.00	0	0.00	0	0.00
Kd of Th-228 in Contaminated Zone		0	0.00	0	0.00	0	0.00	0	0.00
Kd of Th-228 in Unsaturated Zone 1		0	0.00	0	0.00	0	0.00	0	0.00
Kd of Th-228 in Saturated Zone		0	0.00	0	0.00	0	0.00	0	0.00
Area of contaminated zone		0	0.00	0	0.00	0	0.00	0	0.00
Thickness of contaminated zone		0	0.00	0	0.00	0	0.00	0	0.00
Cover depth		0	0.00	0	0.00	0	0.00	0	0.00
Density of cover material		0	0.00	0	0.00	0	0.00	0	0.00
Cover erosion rate		0	0.00	0	0.00	0	0.00	0	0.00
Outdoor time fraction		0	0.00	0	0.00	0	0.00	0	0.00
Meat		0	0.00	0	0.00	0	0.00	0	0.00
Kd of Th-230 in Contaminated Zone		0	0.00	0	0.00	0	0.00	0	0.00
Kd of Th-230 in Unsaturated Zone 1		0	0.00	0	0.00	0	0.00	0	0.00
Kd of Th-230 in Saturated Zone		0	0.00	0	0.00	0	0.00	0	0.00
Aquatic food		0	0.00	0	0.00	0	0.00	0	0.00
Plant food		0	0.00	0	0.00	0	0.00	0	0.00
Kd of Ra-226 in Contaminated Zone		0	0.00	0	0.00	0	0.00	0	0.00
Kd of Ra-226 in Unsaturated Zone 1		0	0.00	0	0.00	0	0.00	0	0.00
Kd of Ra-226 in Saturated Zone		0	0.00	0	0.00	0	0.00	0	0.00
Kd of Pb-210 in Contaminated Zone		0	0.00	0	0.00	0	0.00	0	0.00
Kd of Pb-210 in Unsaturated Zone 1		0	0.00	0	0.00	0	0.00	0	0.00
Kd of Pb-210 in Saturated Zone		0	0.00	0	0.00	0	0.00	0	0.00
Kd of Ra-228 in Contaminated Zone		0	0.00	0	0.00	0	0.00	0	0.00
Kd of Ra-228 in Unsaturated Zone 1		0	0.00	0	0.00	0	0.00	0	0.00
Kd of Ra-228 in Saturated Zone		0	0.00	0	0.00	0	0.00	0	0.00
R-SQUARE		0.00		0.00		0.00		0.00	

-Rank is set to zero if the dose is zero or the correlation matrix is singular.

-R-SQUARE varies between 0 and 1 and is called the coefficient of determination; it provides a measure of the variation in the dependent variable (Dose) explained by regression on the independent variables.

Coefficients for peak Water Ingestion Dose		PCC		SRC		PRCC		SRRC	
Coefficient =		3		3		3		3	
Repetition =									
Description of Probabilistic Variable		Sig	Coeff	Sig	Coeff	Sig	Coeff	Sig	Coeff
Density of saturated zone		0	0.00	0	0.00	0	0.00	0	0.00
Density of Unsaturated zone 1		0	0.00	0	0.00	0	0.00	0	0.00
Depth of roots		0	0.00	0	0.00	0	0.00	0	0.00
Saturated zone hydraulic conductivity		0	0.00	0	0.00	0	0.00	0	0.00
Thickness of Unsaturated zone 1		0	0.00	0	0.00	0	0.00	0	0.00
Contaminated zone b parameter		0	0.00	0	0.00	0	0.00	0	0.00
Saturated zone b parameter		0	0.00	0	0.00	0	0.00	0	0.00
Contaminated zone erosion rate		0	0.00	0	0.00	0	0.00	0	0.00
Contaminated zone hydraulic conductivity		0	0.00	0	0.00	0	0.00	0	0.00
Evapotranspiration coefficient		0	0.00	0	0.00	0	0.00	0	0.00
Runoff coefficient		0	0.00	0	0.00	0	0.00	0	0.00
Saturated zone hydraulic gradient		0	0.00	0	0.00	0	0.00	0	0.00
Weathering removal constant of all vegetation		0	0.00	0	0.00	0	0.00	0	0.00
Wind Speed		0	0.00	0	0.00	0	0.00	0	0.00
Mass loading for inhalation		0	0.00	0	0.00	0	0.00	0	0.00
Depth of soil mixing layer		0	0.00	0	0.00	0	0.00	0	0.00
Density of contaminated zone		0	0.00	0	0.00	0	0.00	0	0.00
Inhalation rate		0	0.00	0	0.00	0	0.00	0	0.00
Soil ingestion		0	0.00	0	0.00	0	0.00	0	0.00
Kd of Th-230 in Contaminated Zone		0	0.00	0	0.00	0	0.00	0	0.00
Kd of Th-230 in Unsaturated Zone 1		0	0.00	0	0.00	0	0.00	0	0.00
Kd of Th-230 in Saturated Zone		0	0.00	0	0.00	0	0.00	0	0.00
Kd of Th-228 in Contaminated Zone		0	0.00	0	0.00	0	0.00	0	0.00
Kd of Th-228 in Unsaturated Zone 1		0	0.00	0	0.00	0	0.00	0	0.00
Kd of Th-228 in Saturated Zone		0	0.00	0	0.00	0	0.00	0	0.00
Area of contaminated zone		0	0.00	0	0.00	0	0.00	0	0.00
Thickness of contaminated zone		0	0.00	0	0.00	0	0.00	0	0.00
Cover depth		0	0.00	0	0.00	0	0.00	0	0.00
Density of cover material		0	0.00	0	0.00	0	0.00	0	0.00
Cover erosion rate		0	0.00	0	0.00	0	0.00	0	0.00
Outdoor time fraction		0	0.00	0	0.00	0	0.00	0	0.00
Meat		0	0.00	0	0.00	0	0.00	0	0.00
Kd of Th-230 in Contaminated Zone		0	0.00	0	0.00	0	0.00	0	0.00
Kd of Th-230 in Unsaturated Zone 1		0	0.00	0	0.00	0	0.00	0	0.00
Kd of Th-230 in Saturated Zone		0	0.00	0	0.00	0	0.00	0	0.00
Aquatic food		0	0.00	0	0.00	0	0.00	0	0.00
Plant food		0	0.00	0	0.00	0	0.00	0	0.00
Kd of Ra-226 in Contaminated Zone		0	0.00	0	0.00	0	0.00	0	0.00
Kd of Ra-226 in Unsaturated Zone 1		0	0.00	0	0.00	0	0.00	0	0.00
Kd of Ra-226 in Saturated Zone		0	0.00	0	0.00	0	0.00	0	0.00
Kd of Pb-210 in Contaminated Zone		0	0.00	0	0.00	0	0.00	0	0.00
Kd of Pb-210 in Unsaturated Zone 1		0	0.00	0	0.00	0	0.00	0	0.00
Kd of Pb-210 in Saturated Zone		0	0.00	0	0.00	0	0.00	0	0.00
Kd of Ra-228 in Contaminated Zone		0	0.00	0	0.00	0	0.00	0	0.00
Kd of Ra-228 in Unsaturated Zone 1		0	0.00	0	0.00	0	0.00	0	0.00
Kd of Ra-228 in Saturated Zone		0	0.00	0	0.00	0	0.00	0	0.00
R-SQUARE		0.00		0.00		0.00		0.00	

-Rank is set to zero if the dose is zero or the correlation matrix is singular.

-R-SQUARE varies between 0 and 1 and is called the coefficient of determination; it provides a measure of the variation in the dependent variable (Dose) explained by regression on the independent variables.

Coefficients for peak Water Ingestion Dose		PCC		SRC		PRCC		SRRC	
Coefficient =		4		4		4		4	
Repetition =									
Description of Probabilistic Variable		Sig	Coeff	Sig	Coeff	Sig	Coeff	Sig	Coeff
Density of saturated zone		0	0.00	0	0.00	0	0.00	0	0.00
Density of Unsaturated zone 1		0	0.00	0	0.00	0	0.00	0	0.00
Depth of roots		0	0.00	0	0.00	0	0.00	0	0.00
Saturated zone hydraulic conductivity		0	0.00	0	0.00	0	0.00	0	0.00
Thickness of Unsaturated zone 1		0	0.00	0	0.00	0	0.00	0	0.00
Contaminated zone b parameter		0	0.00	0	0.00	0	0.00	0	0.00
Saturated zone b parameter		0	0.00	0	0.00	0	0.00	0	0.00
Contaminated zone erosion rate		0	0.00	0	0.00	0	0.00	0	0.00
Contaminated zone hydraulic conductivity		0	0.00	0	0.00	0	0.00	0	0.00
Evapotranspiration coefficient		0	0.00	0	0.00	0	0.00	0	0.00
Runoff coefficient		0	0.00	0	0.00	0	0.00	0	0.00
Saturated zone hydraulic gradient		0	0.00	0	0.00	0	0.00	0	0.00
Weathering removal constant of all vegetation		0	0.00	0	0.00	0	0.00	0	0.00
Wind Speed		0	0.00	0	0.00	0	0.00	0	0.00
Mass loading for inhalation		0	0.00	0	0.00	0	0.00	0	0.00
Depth of soil mixing layer		0	0.00	0	0.00	0	0.00	0	0.00
Density of contaminated zone		0	0.00	0	0.00	0	0.00	0	0.00
Inhalation rate		0	0.00	0	0.00	0	0.00	0	0.00
Soil ingestion		0	0.00	0	0.00	0	0.00	0	0.00
Kd of Th-230 in Contaminated Zone		0	0.00	0	0.00	0	0.00	0	0.00
Kd of Th-230 in Unsaturated Zone 1		0	0.00	0	0.00	0	0.00	0	0.00
Kd of Th-230 in Saturated Zone		0	0.00	0	0.00	0	0.00	0	0.00
Kd of Th-228 in Contaminated Zone		0	0.00	0	0.00	0	0.00	0	0.00
Kd of Th-228 in Unsaturated Zone 1		0	0.00	0	0.00	0	0.00	0	0.00
Kd of Th-228 in Saturated Zone		0	0.00	0	0.00	0	0.00	0	0.00
Area of contaminated zone		0	0.00	0	0.00	0	0.00	0	0.00
Thickness of contaminated zone		0	0.00	0	0.00	0	0.00	0	0.00
Cover depth		0	0.00	0	0.00	0	0.00	0	0.00
Density of cover material		0	0.00	0	0.00	0	0.00	0	0.00
Cover erosion rate		0	0.00	0	0.00	0	0.00	0	0.00
Outdoor time fraction		0	0.00	0	0.00	0	0.00	0	0.00
Meat		0	0.00	0	0.00	0	0.00	0	0.00
Kd of Th-230 in Contaminated Zone		0	0.00	0	0.00	0	0.00	0	0.00
Kd of Th-230 in Unsaturated Zone 1		0	0.00	0	0.00	0	0.00	0	0.00
Kd of Th-230 in Saturated Zone		0	0.00	0	0.00	0	0.00	0	0.00
Aquatic food		0	0.00	0	0.00	0	0.00	0	0.00
Plant food		0	0.00	0	0.00	0	0.00	0	0.00
Kd of Ra-226 in Contaminated Zone		0	0.00	0	0.00	0	0.00	0	0.00
Kd of Ra-226 in Unsaturated Zone 1		0	0.00	0	0.00	0	0.00	0	0.00
Kd of Ra-226 in Saturated Zone		0	0.00	0	0.00	0	0.00	0	0.00
Kd of Pb-210 in Contaminated Zone		0	0.00	0	0.00	0	0.00	0	0.00
Kd of Pb-210 in Unsaturated Zone 1		0	0.00	0	0.00	0	0.00	0	0.00
Kd of Pb-210 in Saturated Zone		0	0.00	0	0.00	0	0.00	0	0.00
Kd of Ra-228 in Contaminated Zone		0	0.00	0	0.00	0	0.00	0	0.00
Kd of Ra-228 in Unsaturated Zone 1		0	0.00	0	0.00	0	0.00	0	0.00
Kd of Ra-228 in Saturated Zone		0	0.00	0	0.00	0	0.00	0	0.00
R-SQUARE			0.00		0.00		0.00		0.00

-Rank is set to zero if the dose is zero or the correlation matrix is singular.

-R-SQUARE varies between 0 and 1 and is called the coefficient of determination; it provides a measure of the variation in the dependent variable (Dose) explained by regression on the independent variables.

Coefficients for peak Water Ingestion Dose		PCC		SRC		PRCC		SRRC	
Coefficient =		5		5		5		5	
Repetition =									
Description of Probabilistic Variable		Sig	Coeff	Sig	Coeff	Sig	Coeff	Sig	Coeff
Density of saturated zone		0	0.00	0	0.00	0	0.00	0	0.00
Density of Unsaturated zone 1		0	0.00	0	0.00	0	0.00	0	0.00
Depth of roots		0	0.00	0	0.00	0	0.00	0	0.00
Saturated zone hydraulic conductivity		0	0.00	0	0.00	0	0.00	0	0.00
Thickness of Unsaturated zone 1		0	0.00	0	0.00	0	0.00	0	0.00
Contaminated zone b parameter		0	0.00	0	0.00	0	0.00	0	0.00
Saturated zone b parameter		0	0.00	0	0.00	0	0.00	0	0.00
Contaminated zone erosion rate		0	0.00	0	0.00	0	0.00	0	0.00
Contaminated zone hydraulic conductivity		0	0.00	0	0.00	0	0.00	0	0.00
Evapotranspiration coefficient		0	0.00	0	0.00	0	0.00	0	0.00
Runoff coefficient		0	0.00	0	0.00	0	0.00	0	0.00
Saturated zone hydraulic gradient		0	0.00	0	0.00	0	0.00	0	0.00
Weathering removal constant of all vegetation		0	0.00	0	0.00	0	0.00	0	0.00
Wind Speed		0	0.00	0	0.00	0	0.00	0	0.00
Mass loading for inhalation		0	0.00	0	0.00	0	0.00	0	0.00
Depth of soil mixing layer		0	0.00	0	0.00	0	0.00	0	0.00
Density of contaminated zone		0	0.00	0	0.00	0	0.00	0	0.00
Inhalation rate		0	0.00	0	0.00	0	0.00	0	0.00
Soil ingestion		0	0.00	0	0.00	0	0.00	0	0.00
Kd of Th-230 in Contaminated Zone		0	0.00	0	0.00	0	0.00	0	0.00
Kd of Th-230 in Unsaturated Zone 1		0	0.00	0	0.00	0	0.00	0	0.00
Kd of Th-230 in Saturated Zone		0	0.00	0	0.00	0	0.00	0	0.00
Kd of Th-228 in Contaminated Zone		0	0.00	0	0.00	0	0.00	0	0.00
Kd of Th-228 in Unsaturated Zone 1		0	0.00	0	0.00	0	0.00	0	0.00
Kd of Th-228 in Saturated Zone		0	0.00	0	0.00	0	0.00	0	0.00
Area of contaminated zone		0	0.00	0	0.00	0	0.00	0	0.00
Thickness of contaminated zone		0	0.00	0	0.00	0	0.00	0	0.00
Cover depth		0	0.00	0	0.00	0	0.00	0	0.00
Density of cover material		0	0.00	0	0.00	0	0.00	0	0.00
Cover erosion rate		0	0.00	0	0.00	0	0.00	0	0.00
Outdoor time fraction		0	0.00	0	0.00	0	0.00	0	0.00
Meat		0	0.00	0	0.00	0	0.00	0	0.00
Kd of Th-230 in Contaminated Zone		0	0.00	0	0.00	0	0.00	0	0.00
Kd of Th-230 in Unsaturated Zone 1		0	0.00	0	0.00	0	0.00	0	0.00
Kd of Th-230 in Saturated Zone		0	0.00	0	0.00	0	0.00	0	0.00
Aquatic food		0	0.00	0	0.00	0	0.00	0	0.00
Plant food		0	0.00	0	0.00	0	0.00	0	0.00
Kd of Ra-226 in Contaminated Zone		0	0.00	0	0.00	0	0.00	0	0.00
Kd of Ra-226 in Unsaturated Zone 1		0	0.00	0	0.00	0	0.00	0	0.00
Kd of Ra-226 in Saturated Zone		0	0.00	0	0.00	0	0.00	0	0.00
Kd of Pb-210 in Contaminated Zone		0	0.00	0	0.00	0	0.00	0	0.00
Kd of Pb-210 in Unsaturated Zone 1		0	0.00	0	0.00	0	0.00	0	0.00
Kd of Pb-210 in Saturated Zone		0	0.00	0	0.00	0	0.00	0	0.00
Kd of Ra-228 in Contaminated Zone		0	0.00	0	0.00	0	0.00	0	0.00
Kd of Ra-228 in Unsaturated Zone 1		0	0.00	0	0.00	0	0.00	0	0.00
Kd of Ra-228 in Saturated Zone		0	0.00	0	0.00	0	0.00	0	0.00
R-SQUARE		0.00		0.00		0.00		0.00	

-Rank is set to zero if the dose is zero or the correlation matrix is singular.

-R-SQUARE varies between 0 and 1 and is called the coefficient of determination; it provides a measure of the variation in the dependent variable (Dose) explained by regression on the independent variables.

Coefficients for peak Fish Ingestion Dose
 Coefficient =
 Repetition =

Description of Probabilistic Variable	PCC 1		SRC 1		PRCC 1		SRRC 1	
	Sig	Coeff	Sig	Coeff	Sig	Coeff	Sig	Coeff
Density of saturated zone	12	0.06	12	0.06	20	0.06	23	0.05
Density of Unsaturated zone 1	36	0.01	38	0.01	37	0.02	37	0.02
Depth of roots	25	-0.03	28	-0.03	24	-0.06	26	-0.05
Saturated zone hydraulic conductivity	41	-0.01	42	-0.01	23	0.06	25	0.05
Thickness of Unsaturated zone 1	9	0.07	3	0.10	18	0.07	13	0.09
Contaminated zone b parameter	21	0.04	25	0.04	36	0.02	36	0.02
Saturated zone b parameter	37	0.01	39	0.01	25	-0.05	27	-0.04
Contaminated zone erosion rate	43	0.01	43	0.01	42	-0.01	42	-0.01
Contaminated zone hydraulic conductivity	14	0.05	16	0.05	38	0.02	38	0.02
Evapotranspiration coefficient	33	0.02	36	0.02	33	-0.04	33	-0.03
Runoff coefficient	11	-0.06	11	-0.06	10	-0.11	14	-0.09
Saturated zone hydraulic gradient	27	0.03	30	0.03	35	0.03	35	0.02
Weathering removal constant of all vegetation	46	0.00	46	0.00	45	0.00	45	0.00
Wind Speed	8	-0.08	9	-0.07	8	-0.11	12	-0.09
Mass loading for inhalation	6	-0.09	6	-0.08	12	-0.09	17	-0.08
Depth of soil mixing layer	44	-0.01	44	-0.01	28	-0.05	30	-0.04
Density of contaminated zone	7	0.08	8	0.08	22	0.06	24	0.05
Inhalation rate	16	-0.04	19	-0.04	46	0.00	46	0.00
Soil ingestion	34	0.01	37	0.01	11	0.09	16	0.08
Kd of Th-230 in Contaminated Zone	40	-0.01	23	-0.04	30	-0.04	10	-0.13
Kd of Th-230 in Unsaturated Zone 1	31	-0.02	34	-0.02	6	-0.13	6	-0.23
Kd of Th-230 in Saturated Zone	20	-0.04	24	-0.04	1	-0.18	2	-0.31
Kd of Th-228 in Contaminated Zone	42	0.01	18	0.04	29	0.05	7	0.21
Kd of Th-228 in Unsaturated Zone 1	38	-0.01	40	-0.01	3	-0.16	4	-0.29
Kd of Th-228 in Saturated Zone	30	-0.02	32	-0.02	13	0.09	1	0.37
Area of contaminated zone	3	0.09	5	0.09	31	0.04	31	0.03
Thickness of contaminated zone	1	0.12	1	0.16	5	0.14	9	0.18
Cover depth	45	0.01	45	0.01	27	0.05	29	0.04
Density of cover material	17	-0.04	22	-0.04	15	-0.08	19	-0.07
Cover erosion rate	2	0.12	2	0.12	19	0.07	22	0.06
Outdoor time fraction	24	-0.03	27	-0.03	40	0.02	40	0.01
Meat	5	-0.09	7	-0.08	9	-0.11	15	-0.09
Kd of Th-230 in Contaminated Zone	35	-0.01	15	-0.05	21	-0.06	8	-0.18
Kd of Th-230 in Unsaturated Zone 1	18	-0.04	21	-0.04	4	-0.14	5	-0.24
Kd of Th-230 in Saturated Zone	15	-0.04	13	-0.06	2	-0.18	3	-0.30
Aquatic food	28	0.02	33	0.02	41	-0.02	41	-0.01
Plant food	10	0.06	10	0.06	43	-0.01	43	-0.01
Kd of Ra-226 in Contaminated Zone	23	0.04	26	0.03	39	-0.02	39	-0.02
Kd of Ra-226 in Unsaturated Zone 1	22	0.04	17	0.05	34	0.03	34	0.03
Kd of Ra-226 in Saturated Zone	26	-0.03	29	-0.03	44	-0.01	44	0.00
Kd of Pb-210 in Contaminated Zone	29	0.02	31	0.02	16	0.07	20	0.06
Kd of Pb-210 in Unsaturated Zone 1	39	-0.01	41	-0.01	14	-0.09	18	-0.07
Kd of Pb-210 in Saturated Zone	32	0.02	35	0.02	17	-0.07	21	-0.06
Kd of Ra-228 in Contaminated Zone	19	-0.04	20	-0.04	7	0.11	11	0.09
Kd of Ra-228 in Unsaturated Zone 1	13	0.06	14	0.06	26	0.05	28	0.04
Kd of Ra-228 in Saturated Zone	4	0.09	4	0.09	32	0.04	32	0.03
R-SQUARE		0.10		0.10		0.29		0.29

-Rank is set to zero if the dose is zero or the correlation matrix is singular.

-R-SQUARE varies between 0 and 1 and is called the coefficient of determination; it provides a measure of the variation in the dependent variable (Dose) explained by regression on the independent variables.

Coefficients for peak Fish Ingestion Dose
 Coefficient =
 Repetition =

Description of Probabilistic Variable	PCC 2		SRC 2		PRCC 2		SRRC 2	
	Sig	Coeff	Sig	Coeff	Sig	Coeff	Sig	Coeff
Density of saturated zone	11	-0.08	15	-0.08	45	0.00	45	0.00
Density of Unsaturated zone 1	31	-0.02	31	-0.02	26	0.04	27	0.04
Depth of roots	5	-0.11	9	-0.10	33	-0.02	35	-0.02
Saturated zone hydraulic conductivity	27	-0.03	27	-0.03	40	0.01	41	0.01
Thickness of Unsaturated zone 1	14	-0.06	14	-0.08	10	-0.11	7	-0.14
Contaminated zone b parameter	4	0.11	8	0.10	7	0.14	8	0.12
Saturated zone b parameter	35	-0.02	35	-0.01	12	-0.10	13	-0.09
Contaminated zone erosion rate	46	0.00	46	0.00	31	0.02	33	0.02
Contaminated zone hydraulic conductivity	3	0.14	6	0.13	41	0.01	42	0.01
Evapotranspiration coefficient	8	-0.10	12	-0.09	29	-0.03	31	-0.02
Runoff coefficient	23	-0.04	24	-0.03	15	-0.09	17	-0.08
Saturated zone hydraulic gradient	9	-0.09	13	-0.09	16	-0.07	18	-0.06
Weathering removal constant of all vegetation	6	0.10	10	0.10	8	0.12	9	0.10
Wind Speed	32	0.02	33	0.02	34	-0.02	36	-0.01
Mass loading for inhalation	24	-0.04	26	-0.03	11	-0.10	12	-0.09
Depth of soil mixing layer	13	-0.07	16	-0.07	36	-0.02	37	-0.01
Density of contaminated zone	18	0.05	20	0.04	27	0.03	30	0.02
Inhalation rate	17	0.05	19	0.05	32	0.02	34	0.02
Soil ingestion	7	0.10	11	0.09	9	0.12	10	0.10
Kd of Th-230 in Contaminated Zone	12	-0.07	2	-0.29	28	-0.03	11	-0.09
Kd of Th-230 in Unsaturated Zone 1	30	-0.02	28	-0.02	2	-0.23	3	-0.42
Kd of Th-230 in Saturated Zone	44	0.00	44	0.00	1	-0.24	2	-0.46
Kd of Th-228 in Contaminated Zone	25	0.04	3	0.20	43	-0.01	29	-0.03
Kd of Th-228 in Unsaturated Zone 1	39	0.01	38	0.01	5	-0.17	6	-0.29
Kd of Th-228 in Saturated Zone	16	-0.05	17	-0.06	6	0.15	1	0.68
Area of contaminated zone	38	-0.01	39	-0.01	22	-0.06	23	-0.05
Thickness of contaminated zone	10	-0.09	7	-0.11	19	-0.06	15	-0.08
Cover depth	28	-0.02	29	-0.02	35	0.02	38	0.01
Density of cover material	21	-0.04	22	-0.04	21	0.06	22	0.05
Cover erosion rate	29	0.02	30	0.02	46	0.00	46	0.00
Outdoor time fraction	2	0.17	5	0.15	38	0.01	40	0.01
Meat	15	0.06	18	0.05	14	0.09	16	0.08
Kd of Th-230 in Contaminated Zone	19	-0.05	4	-0.18	39	0.01	28	0.04
Kd of Th-230 in Unsaturated Zone 1	36	0.02	36	0.01	3	-0.21	4	-0.38
Kd of Th-230 in Saturated Zone	42	0.00	43	0.00	4	-0.18	5	-0.34
Aquatic food	40	0.01	40	0.01	30	0.03	32	0.02
Plant food	37	0.01	37	0.01	20	-0.06	21	-0.05
Kd of Ra-226 in Contaminated Zone	45	0.00	45	0.00	24	-0.05	25	-0.04
Kd of Ra-226 in Unsaturated Zone 1	43	0.00	42	0.00	17	-0.07	20	-0.06
Kd of Ra-226 in Saturated Zone	41	0.00	41	0.00	23	0.06	24	0.05
Kd of Pb-210 in Contaminated Zone	34	-0.02	34	-0.02	37	0.01	39	0.01
Kd of Pb-210 in Unsaturated Zone 1	26	0.04	25	0.03	18	-0.07	19	-0.06
Kd of Pb-210 in Saturated Zone	33	-0.02	32	-0.02	42	0.01	43	0.01
Kd of Ra-228 in Contaminated Zone	20	0.05	21	0.04	44	0.00	44	0.00
Kd of Ra-228 in Unsaturated Zone 1	1	0.30	1	0.30	13	0.10	14	0.08
Kd of Ra-228 in Saturated Zone	22	-0.04	23	-0.04	25	-0.04	26	-0.04
R-SQUARE		0.22		0.22		0.31		0.31

-Rank is set to zero if the dose is zero or the correlation matrix is singular.

-R-SQUARE varies between 0 and 1 and is called the coefficient of determination; it provides a measure of the variation in the dependent variable (Dose) explained by regression on the independent variables.

Coefficients for peak Fish Ingestion Dose
 Coefficient =
 Repetition =

Description of Probabilistic Variable	PCC 3		SRC 3		PRCC 3		SRRC 3	
	Sig	Coeff	Sig	Coeff	Sig	Coeff	Sig	Coeff
Density of saturated zone	41	0.01	42	0.01	35	0.02	38	0.01
Density of Unsaturated zone 1	22	0.03	24	0.03	41	0.01	41	0.01
Depth of roots	21	-0.03	23	-0.03	32	-0.02	35	-0.02
Saturated zone hydraulic conductivity	19	0.05	21	0.05	2	0.14	3	0.12
Thickness of Unsaturated zone 1	17	-0.05	12	-0.07	38	0.01	36	0.02
Contaminated zone b parameter	18	-0.05	20	-0.05	28	-0.03	33	-0.02
Saturated zone b parameter	24	-0.03	26	-0.03	9	0.08	14	0.07
Contaminated zone erosion rate	15	0.06	17	0.06	42	-0.01	42	0.00
Contaminated zone hydraulic conductivity	40	-0.01	41	-0.01	46	0.00	46	0.00
Evapotranspiration coefficient	3	-0.13	4	-0.12	8	-0.11	12	-0.10
Runoff coefficient	4	-0.12	5	-0.12	3	-0.13	5	-0.11
Saturated zone hydraulic gradient	8	0.07	11	0.07	18	-0.05	20	-0.05
Weathering removal constant of all vegetation	34	0.01	35	0.01	39	-0.01	40	-0.01
Wind Speed	1	0.13	3	0.12	7	0.12	10	0.10
Mass loading for inhalation	7	-0.09	9	-0.08	10	-0.08	15	-0.07
Depth of soil mixing layer	31	-0.02	32	-0.02	19	0.05	21	0.05
Density of contaminated zone	28	0.02	29	0.02	20	0.05	22	0.05
Inhalation rate	35	0.01	36	0.01	27	0.03	32	0.03
Soil ingestion	6	-0.09	8	-0.09	17	-0.06	19	-0.05
Kd of Th-230 in Contaminated Zone	23	-0.03	6	-0.11	31	0.03	13	0.08
Kd of Th-230 in Unsaturated Zone 1	36	-0.01	37	-0.01	13	-0.07	9	-0.10
Kd of Th-230 in Saturated Zone	5	-0.10	2	-0.17	1	-0.15	1	-0.23
Kd of Th-228 in Contaminated Zone	43	0.00	28	0.02	30	-0.03	4	-0.12
Kd of Th-228 in Unsaturated Zone 1	45	0.00	45	0.00	12	-0.07	7	-0.11
Kd of Th-228 in Saturated Zone	20	-0.04	22	-0.04	40	0.01	24	0.04
Area of contaminated zone	29	-0.02	31	-0.02	34	-0.02	37	-0.02
Thickness of contaminated zone	13	-0.06	10	-0.08	33	0.02	31	0.03
Cover depth	38	0.01	39	0.01	16	0.06	18	0.05
Density of cover material	9	-0.07	14	-0.07	44	0.00	44	0.00
Cover erosion rate	27	-0.03	27	-0.03	43	0.00	43	0.00
Outdoor time fraction	14	-0.06	18	-0.06	45	0.00	45	0.00
Meat	44	0.00	44	0.00	22	-0.04	26	-0.03
Kd of Th-230 in Contaminated Zone	26	-0.03	7	-0.10	37	0.01	23	0.04
Kd of Th-230 in Unsaturated Zone 1	39	-0.01	40	-0.01	5	-0.13	2	-0.20
Kd of Th-230 in Saturated Zone	37	0.01	38	0.01	14	-0.07	11	-0.10
Aquatic food	16	0.06	19	0.05	29	-0.03	34	-0.02
Plant food	11	0.07	15	0.07	26	-0.03	30	-0.03
Kd of Ra-226 in Contaminated Zone	10	0.07	13	0.07	23	0.04	27	0.03
Kd of Ra-226 in Unsaturated Zone 1	46	0.00	46	0.00	25	0.04	29	0.03
Kd of Ra-226 in Saturated Zone	33	0.02	34	0.01	6	0.12	8	0.10
Kd of Pb-210 in Contaminated Zone	25	0.03	25	0.03	21	-0.04	25	-0.04
Kd of Pb-210 in Unsaturated Zone 1	2	0.13	1	0.22	4	-0.13	6	-0.11
Kd of Pb-210 in Saturated Zone	42	0.00	43	0.00	15	-0.06	17	-0.06
Kd of Ra-228 in Contaminated Zone	30	-0.02	30	-0.02	11	-0.08	16	-0.07
Kd of Ra-228 in Unsaturated Zone 1	12	-0.07	16	-0.06	36	0.01	39	0.01
Kd of Ra-228 in Saturated Zone	32	0.02	33	0.01	24	0.04	28	0.03
R-SQUARE		0.14		0.14		0.27		0.27

-Rank is set to zero if the dose is zero or the correlation matrix is singular.

-R-SQUARE varies between 0 and 1 and is called the coefficient of determination; it provides a measure of the variation in the dependent variable (Dose) explained by regression on the independent variables.

Coefficients for peak Fish Ingestion Dose
 Coefficient =
 Repetition =

Description of Probabilistic Variable	PCC 4		SRC 4		PRCC 4		SRRC 4	
	Sig	Coeff	Sig	Coeff	Sig	Coeff	Sig	Coeff
Density of saturated zone	32	-0.02	33	-0.01	36	0.02	36	0.02
Density of Unsaturated zone 1	3	-0.14	5	-0.14	26	0.04	27	0.04
Depth of roots	41	0.01	41	0.01	8	0.11	11	0.10
Saturated zone hydraulic conductivity	26	-0.02	27	-0.02	40	-0.01	41	-0.01
Thickness of Unsaturated zone 1	27	-0.02	25	-0.02	41	0.01	38	0.01
Contaminated zone b parameter	42	0.01	42	0.01	28	0.03	29	0.03
Saturated zone b parameter	25	-0.02	28	-0.02	12	0.08	15	0.07
Contaminated zone erosion rate	8	0.07	11	0.07	38	-0.01	39	-0.01
Contaminated zone hydraulic conductivity	43	0.01	43	0.00	39	-0.01	40	-0.01
Evapotranspiration coefficient	4	-0.10	7	-0.10	6	-0.12	10	-0.10
Runoff coefficient	6	0.08	9	0.08	20	-0.05	22	-0.04
Saturated zone hydraulic gradient	5	0.10	6	0.10	17	0.07	19	0.06
Weathering removal constant of all vegetation	11	-0.05	14	-0.05	30	-0.03	31	-0.03
Wind Speed	12	-0.05	15	-0.05	42	0.01	42	0.00
Mass loading for inhalation	40	0.01	40	0.01	37	0.01	37	0.01
Depth of soil mixing layer	9	-0.07	12	-0.06	44	0.00	44	0.00
Density of contaminated zone	2	0.15	4	0.14	43	0.00	43	0.00
Inhalation rate	18	0.03	21	0.03	9	0.11	12	0.10
Soil ingestion	34	-0.01	35	-0.01	46	0.00	46	0.00
Kd of Th-230 in Contaminated Zone	22	0.02	8	0.09	32	0.03	14	0.08
Kd of Th-230 in Unsaturated Zone 1	28	0.02	29	0.02	3	-0.16	6	-0.27
Kd of Th-230 in Saturated Zone	45	0.00	45	0.00	5	-0.16	5	-0.29
Kd of Th-228 in Contaminated Zone	15	-0.04	1	-0.26	22	-0.05	8	-0.21
Kd of Th-228 in Unsaturated Zone 1	23	-0.02	26	-0.02	2	-0.17	4	-0.29
Kd of Th-228 in Saturated Zone	39	0.01	20	0.03	7	0.12	1	0.51
Area of contaminated zone	7	0.08	10	0.08	25	0.04	26	0.04
Thickness of contaminated zone	17	0.04	17	0.05	11	0.09	9	0.11
Cover depth	19	-0.03	22	-0.03	29	0.03	30	0.03
Density of cover material	31	-0.02	32	-0.02	45	0.00	45	0.00
Cover erosion rate	16	-0.04	19	-0.04	33	-0.03	33	-0.02
Outdoor time fraction	20	-0.03	23	-0.02	27	-0.04	28	-0.03
Meat	35	0.01	36	0.01	14	0.08	17	0.07
Kd of Th-230 in Contaminated Zone	10	0.06	2	0.25	16	0.07	7	0.21
Kd of Th-230 in Unsaturated Zone 1	37	-0.01	38	-0.01	4	-0.16	3	-0.30
Kd of Th-230 in Saturated Zone	24	-0.02	13	-0.06	1	-0.20	2	-0.37
Aquatic food	29	-0.02	30	-0.02	13	-0.08	16	-0.07
Plant food	36	-0.01	37	-0.01	23	-0.05	24	-0.04
Kd of Ra-226 in Contaminated Zone	44	0.00	44	0.00	35	-0.02	35	-0.02
Kd of Ra-226 in Unsaturated Zone 1	13	-0.05	16	-0.05	34	0.02	34	0.02
Kd of Ra-226 in Saturated Zone	38	-0.01	39	-0.01	15	-0.07	18	-0.06
Kd of Pb-210 in Contaminated Zone	21	-0.02	24	-0.02	31	0.03	32	0.03
Kd of Pb-210 in Unsaturated Zone 1	30	-0.02	31	-0.02	10	-0.11	13	-0.09
Kd of Pb-210 in Saturated Zone	1	0.21	3	0.20	18	-0.06	20	-0.06
Kd of Ra-228 in Contaminated Zone	33	-0.01	34	-0.01	24	-0.04	25	-0.04
Kd of Ra-228 in Unsaturated Zone 1	14	0.04	18	0.04	19	-0.05	21	-0.05
Kd of Ra-228 in Saturated Zone	46	0.00	46	0.00	21	-0.05	23	-0.04
R-SQUARE		0.14		0.14		0.24		0.24

-Rank is set to zero if the dose is zero or the correlation matrix is singular.

-R-SQUARE varies between 0 and 1 and is called the coefficient of determination; it provides a measure of the variation in the dependent variable (Dose) explained by regression on the independent variables.

Coefficients for peak Fish Ingestion Dose

Coefficient =
 Repetition =

Description of Probabilistic Variable	PCC 5		SRC 5		PRCC 5		SRRC 5	
	Sig	Coeff	Sig	Coeff	Sig	Coeff	Sig	Coeff
Density of saturated zone	13	-0.06	19	-0.06	35	-0.03	35	-0.02
Density of Unsaturated zone 1	24	0.04	26	0.04	15	-0.08	19	-0.07
Depth of roots	25	0.04	27	0.04	2	0.18	9	0.15
Saturated zone hydraulic conductivity	26	-0.04	22	-0.04	16	-0.08	20	-0.07
Thickness of Unsaturated zone 1	4	-0.10	5	-0.13	4	-0.15	6	-0.18
Contaminated zone b parameter	38	-0.01	38	-0.01	14	0.09	18	0.07
Saturated zone b parameter	9	-0.07	14	-0.07	39	0.01	39	0.01
Contaminated zone erosion rate	5	-0.10	8	-0.10	12	-0.09	17	-0.08
Contaminated zone hydraulic conductivity	37	-0.01	37	-0.01	26	-0.05	29	-0.04
Evapotranspiration coefficient	22	0.04	24	0.04	19	-0.07	23	-0.06
Runoff coefficient	10	-0.07	15	-0.07	6	-0.13	12	-0.11
Saturated zone hydraulic gradient	1	0.16	3	0.16	42	0.01	42	0.01
Weathering removal constant of all vegetation	23	-0.04	25	-0.04	30	-0.04	32	-0.03
Wind Speed	31	-0.02	31	-0.02	41	-0.01	41	-0.01
Mass loading for inhalation	19	0.05	21	0.05	46	0.00	46	0.00
Depth of soil mixing layer	11	0.06	17	0.06	36	0.02	36	0.01
Density of contaminated zone	12	0.06	18	0.06	18	0.07	22	0.06
Inhalation rate	30	-0.02	30	-0.02	31	-0.03	33	-0.03
Soil ingestion	29	-0.03	29	-0.03	28	-0.04	31	-0.03
Kd of Th-230 in Contaminated Zone	27	0.04	4	0.15	25	0.05	7	0.18
Kd of Th-230 in Unsaturated Zone 1	46	0.00	46	0.00	7	-0.13	4	-0.22
Kd of Th-230 in Saturated Zone	28	-0.03	28	-0.03	1	-0.19	1	-0.33
Kd of Th-228 in Contaminated Zone	17	-0.05	1	-0.32	32	-0.03	8	-0.17
Kd of Th-228 in Unsaturated Zone 1	36	-0.01	36	-0.01	8	-0.12	5	-0.21
Kd of Th-228 in Saturated Zone	39	0.01	39	0.01	20	0.06	2	0.27
Area of contaminated zone	35	0.01	35	0.01	24	-0.06	27	-0.05
Thickness of contaminated zone	20	-0.05	16	-0.06	29	-0.04	28	-0.05
Cover depth	6	0.09	9	0.09	17	0.08	21	0.07
Density of cover material	2	-0.11	6	-0.10	11	-0.09	16	-0.08
Cover erosion rate	8	0.07	13	0.07	23	-0.06	26	-0.05
Outdoor time fraction	3	0.11	7	0.10	27	-0.04	30	-0.04
Meat	7	-0.08	11	-0.08	45	0.00	45	0.00
Kd of Th-230 in Contaminated Zone	15	0.05	2	0.23	34	0.03	13	0.11
Kd of Th-230 in Unsaturated Zone 1	44	0.00	44	0.00	13	-0.09	10	-0.15
Kd of Th-230 in Saturated Zone	32	-0.02	32	-0.02	5	-0.14	3	-0.24
Aquatic food	45	0.00	45	0.00	43	-0.01	43	0.00
Plant food	21	-0.04	23	-0.04	33	-0.03	34	-0.03
Kd of Ra-226 in Contaminated Zone	40	0.01	40	0.01	40	-0.01	40	-0.01
Kd of Ra-226 in Unsaturated Zone 1	14	-0.06	10	-0.08	10	-0.10	15	-0.09
Kd of Ra-226 in Saturated Zone	18	-0.05	20	-0.05	44	0.00	44	0.00
Kd of Pb-210 in Contaminated Zone	42	0.00	43	0.00	38	0.01	38	0.01
Kd of Pb-210 in Unsaturated Zone 1	33	0.02	33	0.02	22	-0.06	24	-0.05
Kd of Pb-210 in Saturated Zone	41	0.01	41	0.01	3	-0.17	11	-0.15
Kd of Ra-228 in Contaminated Zone	34	-0.01	34	-0.01	21	0.06	25	0.05
Kd of Ra-228 in Unsaturated Zone 1	16	0.05	12	0.07	9	0.11	14	0.10
Kd of Ra-228 in Saturated Zone	43	0.00	42	0.01	37	0.01	37	0.01
R-SQUARE		0.11		0.11		0.32		0.32

-Rank is set to zero if the dose is zero or the correlation matrix is singular.

-R-SQUARE varies between 0 and 1 and is called the coefficient of determination; it provides a measure of the variation in the dependent variable (Dose) explained by regression on the independent variables.

Coefficients for peak Radon (WaterDep.) Dose
 Coefficient =
 Repetition =

Description of Probabilistic Variable	PCC 1		SRC 1		PRCC 1		SRRC 1	
	Sig	Coeff	Sig	Coeff	Sig	Coeff	Sig	Coeff
Density of saturated zone	0	0.00	0	0.00	0	0.00	0	0.00
Density of Unsaturated zone 1	0	0.00	0	0.00	0	0.00	0	0.00
Depth of roots	0	0.00	0	0.00	0	0.00	0	0.00
Saturated zone hydraulic conductivity	0	0.00	0	0.00	0	0.00	0	0.00
Thickness of Unsaturated zone 1	0	0.00	0	0.00	0	0.00	0	0.00
Contaminated zone b parameter	0	0.00	0	0.00	0	0.00	0	0.00
Saturated zone b parameter	0	0.00	0	0.00	0	0.00	0	0.00
Contaminated zone erosion rate	0	0.00	0	0.00	0	0.00	0	0.00
Contaminated zone hydraulic conductivity	0	0.00	0	0.00	0	0.00	0	0.00
Evapotranspiration coefficient	0	0.00	0	0.00	0	0.00	0	0.00
Runoff coefficient	0	0.00	0	0.00	0	0.00	0	0.00
Saturated zone hydraulic gradient	0	0.00	0	0.00	0	0.00	0	0.00
Weathering removal constant of all vegetation	0	0.00	0	0.00	0	0.00	0	0.00
Wind Speed	0	0.00	0	0.00	0	0.00	0	0.00
Mass loading for inhalation	0	0.00	0	0.00	0	0.00	0	0.00
Depth of soil mixing layer	0	0.00	0	0.00	0	0.00	0	0.00
Density of contaminated zone	0	0.00	0	0.00	0	0.00	0	0.00
Inhalation rate	0	0.00	0	0.00	0	0.00	0	0.00
Soil ingestion	0	0.00	0	0.00	0	0.00	0	0.00
Kd of Th-230 in Contaminated Zone	0	0.00	0	0.00	0	0.00	0	0.00
Kd of Th-230 in Unsaturated Zone 1	0	0.00	0	0.00	0	0.00	0	0.00
Kd of Th-230 in Saturated Zone	0	0.00	0	0.00	0	0.00	0	0.00
Kd of Th-228 in Contaminated Zone	0	0.00	0	0.00	0	0.00	0	0.00
Kd of Th-228 in Unsaturated Zone 1	0	0.00	0	0.00	0	0.00	0	0.00
Kd of Th-228 in Saturated Zone	0	0.00	0	0.00	0	0.00	0	0.00
Area of contaminated zone	0	0.00	0	0.00	0	0.00	0	0.00
Thickness of contaminated zone	0	0.00	0	0.00	0	0.00	0	0.00
Cover depth	0	0.00	0	0.00	0	0.00	0	0.00
Density of cover material	0	0.00	0	0.00	0	0.00	0	0.00
Cover erosion rate	0	0.00	0	0.00	0	0.00	0	0.00
Outdoor time fraction	0	0.00	0	0.00	0	0.00	0	0.00
Meat	0	0.00	0	0.00	0	0.00	0	0.00
Kd of Th-230 in Contaminated Zone	0	0.00	0	0.00	0	0.00	0	0.00
Kd of Th-230 in Unsaturated Zone 1	0	0.00	0	0.00	0	0.00	0	0.00
Kd of Th-230 in Saturated Zone	0	0.00	0	0.00	0	0.00	0	0.00
Aquatic food	0	0.00	0	0.00	0	0.00	0	0.00
Plant food	0	0.00	0	0.00	0	0.00	0	0.00
Kd of Ra-226 in Contaminated Zone	0	0.00	0	0.00	0	0.00	0	0.00
Kd of Ra-226 in Unsaturated Zone 1	0	0.00	0	0.00	0	0.00	0	0.00
Kd of Ra-226 in Saturated Zone	0	0.00	0	0.00	0	0.00	0	0.00
Kd of Pb-210 in Contaminated Zone	0	0.00	0	0.00	0	0.00	0	0.00
Kd of Pb-210 in Unsaturated Zone 1	0	0.00	0	0.00	0	0.00	0	0.00
Kd of Pb-210 in Saturated Zone	0	0.00	0	0.00	0	0.00	0	0.00
Kd of Ra-228 in Contaminated Zone	0	0.00	0	0.00	0	0.00	0	0.00
Kd of Ra-228 in Unsaturated Zone 1	0	0.00	0	0.00	0	0.00	0	0.00
Kd of Ra-228 in Saturated Zone	0	0.00	0	0.00	0	0.00	0	0.00
R-SQUARE		0.00		0.00		0.00		0.00

-Rank is set to zero if the dose is zero or the correlation matrix is singular.

-R-SQUARE varies between 0 and 1 and is called the coefficient of determination; it provides a measure of the variation in the dependent variable (Dose) explained by regression on the independent variables.

Coefficients for peak Radon (WaterDep.) Dose								
Coefficient =								
Repetition =								
Description of Probabilistic Variable					PCC 2		SRC 2	
					PRCC 2		SRRC 2	
					Sig	Coeff	Sig	Coeff
Density of saturated zone					0	0.00	0	0.00
Density of Unsaturated zone 1					0	0.00	0	0.00
Depth of roots					0	0.00	0	0.00
Saturated zone hydraulic conductivity					0	0.00	0	0.00
Thickness of Unsaturated zone 1					0	0.00	0	0.00
Contaminated zone b parameter					0	0.00	0	0.00
Saturated zone b parameter					0	0.00	0	0.00
Contaminated zone erosion rate					0	0.00	0	0.00
Contaminated zone hydraulic conductivity					0	0.00	0	0.00
Evapotranspiration coefficient					0	0.00	0	0.00
Runoff coefficient					0	0.00	0	0.00
Saturated zone hydraulic gradient					0	0.00	0	0.00
Weathering removal constant of all vegetation					0	0.00	0	0.00
Wind Speed					0	0.00	0	0.00
Mass loading for inhalation					0	0.00	0	0.00
Depth of soil mixing layer					0	0.00	0	0.00
Density of contaminated zone					0	0.00	0	0.00
Inhalation rate					0	0.00	0	0.00
Soil ingestion					0	0.00	0	0.00
Kd of Th-230 in Contaminated Zone					0	0.00	0	0.00
Kd of Th-230 in Unsaturated Zone 1					0	0.00	0	0.00
Kd of Th-230 in Saturated Zone					0	0.00	0	0.00
Kd of Th-228 in Contaminated Zone					0	0.00	0	0.00
Kd of Th-228 in Unsaturated Zone 1					0	0.00	0	0.00
Kd of Th-228 in Saturated Zone					0	0.00	0	0.00
Area of contaminated zone					0	0.00	0	0.00
Thickness of contaminated zone					0	0.00	0	0.00
Cover depth					0	0.00	0	0.00
Density of cover material					0	0.00	0	0.00
Cover erosion rate					0	0.00	0	0.00
Outdoor time fraction					0	0.00	0	0.00
Meat					0	0.00	0	0.00
Kd of Th-230 in Contaminated Zone					0	0.00	0	0.00
Kd of Th-230 in Unsaturated Zone 1					0	0.00	0	0.00
Kd of Th-230 in Saturated Zone					0	0.00	0	0.00
Aquatic food					0	0.00	0	0.00
Plant food					0	0.00	0	0.00
Kd of Ra-226 in Contaminated Zone					0	0.00	0	0.00
Kd of Ra-226 in Unsaturated Zone 1					0	0.00	0	0.00
Kd of Ra-226 in Saturated Zone					0	0.00	0	0.00
Kd of Pb-210 in Contaminated Zone					0	0.00	0	0.00
Kd of Pb-210 in Unsaturated Zone 1					0	0.00	0	0.00
Kd of Pb-210 in Saturated Zone					0	0.00	0	0.00
Kd of Ra-228 in Contaminated Zone					0	0.00	0	0.00
Kd of Ra-228 in Unsaturated Zone 1					0	0.00	0	0.00
Kd of Ra-228 in Saturated Zone					0	0.00	0	0.00
R-SQUARE					0.00		0.00	

-Rank is set to zero if the dose is zero or the correlation matrix is singular.

-R-SQUARE varies between 0 and 1 and is called the coefficient of determination; it provides a measure of the variation in the dependent variable (Dose) explained by regression on the independent variables.

Coefficients for peak Radon (WaterDep.) Dose
 Coefficient =
 Repetition =

Description of Probabilistic Variable	PCC 3		SRC 3		PRCC 3		SRRCC 3	
	Sig	Coeff	Sig	Coeff	Sig	Coeff	Sig	Coeff
Density of saturated zone	0	0.00	0	0.00	0	0.00	0	0.00
Density of Unsaturated zone 1	0	0.00	0	0.00	0	0.00	0	0.00
Depth of roots	0	0.00	0	0.00	0	0.00	0	0.00
Saturated zone hydraulic conductivity	0	0.00	0	0.00	0	0.00	0	0.00
Thickness of Unsaturated zone 1	0	0.00	0	0.00	0	0.00	0	0.00
Contaminated zone b parameter	0	0.00	0	0.00	0	0.00	0	0.00
Saturated zone b parameter	0	0.00	0	0.00	0	0.00	0	0.00
Contaminated zone erosion rate	0	0.00	0	0.00	0	0.00	0	0.00
Contaminated zone hydraulic conductivity	0	0.00	0	0.00	0	0.00	0	0.00
Evapotranspiration coefficient	0	0.00	0	0.00	0	0.00	0	0.00
Runoff coefficient	0	0.00	0	0.00	0	0.00	0	0.00
Saturated zone hydraulic gradient	0	0.00	0	0.00	0	0.00	0	0.00
Weathering removal constant of all vegetation	0	0.00	0	0.00	0	0.00	0	0.00
Wind Speed	0	0.00	0	0.00	0	0.00	0	0.00
Mass loading for inhalation	0	0.00	0	0.00	0	0.00	0	0.00
Depth of soil mixing layer	0	0.00	0	0.00	0	0.00	0	0.00
Density of contaminated zone	0	0.00	0	0.00	0	0.00	0	0.00
Inhalation rate	0	0.00	0	0.00	0	0.00	0	0.00
Soil ingestion	0	0.00	0	0.00	0	0.00	0	0.00
Kd of Th-230 in Contaminated Zone	0	0.00	0	0.00	0	0.00	0	0.00
Kd of Th-230 in Unsaturated Zone 1	0	0.00	0	0.00	0	0.00	0	0.00
Kd of Th-230 in Saturated Zone	0	0.00	0	0.00	0	0.00	0	0.00
Kd of Th-228 in Contaminated Zone	0	0.00	0	0.00	0	0.00	0	0.00
Kd of Th-228 in Unsaturated Zone 1	0	0.00	0	0.00	0	0.00	0	0.00
Kd of Th-228 in Saturated Zone	0	0.00	0	0.00	0	0.00	0	0.00
Area of contaminated zone	0	0.00	0	0.00	0	0.00	0	0.00
Thickness of contaminated zone	0	0.00	0	0.00	0	0.00	0	0.00
Cover depth	0	0.00	0	0.00	0	0.00	0	0.00
Density of cover material	0	0.00	0	0.00	0	0.00	0	0.00
Cover erosion rate	0	0.00	0	0.00	0	0.00	0	0.00
Outdoor time fraction	0	0.00	0	0.00	0	0.00	0	0.00
Meat	0	0.00	0	0.00	0	0.00	0	0.00
Kd of Th-230 in Contaminated Zone	0	0.00	0	0.00	0	0.00	0	0.00
Kd of Th-230 in Unsaturated Zone 1	0	0.00	0	0.00	0	0.00	0	0.00
Kd of Th-230 in Saturated Zone	0	0.00	0	0.00	0	0.00	0	0.00
Aquatic food	0	0.00	0	0.00	0	0.00	0	0.00
Plant food	0	0.00	0	0.00	0	0.00	0	0.00
Kd of Ra-226 in Contaminated Zone	0	0.00	0	0.00	0	0.00	0	0.00
Kd of Ra-226 in Unsaturated Zone 1	0	0.00	0	0.00	0	0.00	0	0.00
Kd of Ra-226 in Saturated Zone	0	0.00	0	0.00	0	0.00	0	0.00
Kd of Pb-210 in Contaminated Zone	0	0.00	0	0.00	0	0.00	0	0.00
Kd of Pb-210 in Unsaturated Zone 1	0	0.00	0	0.00	0	0.00	0	0.00
Kd of Pb-210 in Saturated Zone	0	0.00	0	0.00	0	0.00	0	0.00
Kd of Ra-228 in Contaminated Zone	0	0.00	0	0.00	0	0.00	0	0.00
Kd of Ra-228 in Unsaturated Zone 1	0	0.00	0	0.00	0	0.00	0	0.00
Kd of Ra-228 in Saturated Zone	0	0.00	0	0.00	0	0.00	0	0.00
R-SQUARE		0.00		0.00		0.00		0.00

-Rank is set to zero if the dose is zero or the correlation matrix is singular.

-R-SQUARE varies between 0 and 1 and is called the coefficient of determination; it provides a measure of the variation in the dependent variable (Dose) explained by regression on the independent variables.

Coefficients for peak Radon (WaterDep.) Dose				
Coefficient =				
Repetition =				
Description of Probabilistic Variable	PCC		SRC	
	4		4	
	Sig		Sig	
	Coeff		Coeff	
	Sig		Sig	
	Coeff		Coeff	
Density of saturated zone	0	0.00	0	0.00
Density of Unsaturated zone 1	0	0.00	0	0.00
Depth of roots	0	0.00	0	0.00
Saturated zone hydraulic conductivity	0	0.00	0	0.00
Thickness of Unsaturated zone 1	0	0.00	0	0.00
Contaminated zone b parameter	0	0.00	0	0.00
Saturated zone b parameter	0	0.00	0	0.00
Contaminated zone erosion rate	0	0.00	0	0.00
Contaminated zone hydraulic conductivity	0	0.00	0	0.00
Evapotranspiration coefficient	0	0.00	0	0.00
Runoff coefficient	0	0.00	0	0.00
Saturated zone hydraulic gradient	0	0.00	0	0.00
Weathering removal constant of all vegetation	0	0.00	0	0.00
Wind Speed	0	0.00	0	0.00
Mass loading for inhalation	0	0.00	0	0.00
Depth of soil mixing layer	0	0.00	0	0.00
Density of contaminated zone	0	0.00	0	0.00
Inhalation rate	0	0.00	0	0.00
Soil ingestion	0	0.00	0	0.00
Kd of Th-230 in Contaminated Zone	0	0.00	0	0.00
Kd of Th-230 in Unsaturated Zone 1	0	0.00	0	0.00
Kd of Th-230 in Saturated Zone	0	0.00	0	0.00
Kd of Th-228 in Contaminated Zone	0	0.00	0	0.00
Kd of Th-228 in Unsaturated Zone 1	0	0.00	0	0.00
Kd of Th-228 in Saturated Zone	0	0.00	0	0.00
Area of contaminated zone	0	0.00	0	0.00
Thickness of contaminated zone	0	0.00	0	0.00
Cover depth	0	0.00	0	0.00
Density of cover material	0	0.00	0	0.00
Cover erosion rate	0	0.00	0	0.00
Outdoor time fraction	0	0.00	0	0.00
Meat	0	0.00	0	0.00
Kd of Th-230 in Contaminated Zone	0	0.00	0	0.00
Kd of Th-230 in Unsaturated Zone 1	0	0.00	0	0.00
Kd of Th-230 in Saturated Zone	0	0.00	0	0.00
Aquatic food	0	0.00	0	0.00
Plant food	0	0.00	0	0.00
Kd of Ra-226 in Contaminated Zone	0	0.00	0	0.00
Kd of Ra-226 in Unsaturated Zone 1	0	0.00	0	0.00
Kd of Ra-226 in Saturated Zone	0	0.00	0	0.00
Kd of Pb-210 in Contaminated Zone	0	0.00	0	0.00
Kd of Pb-210 in Unsaturated Zone 1	0	0.00	0	0.00
Kd of Pb-210 in Saturated Zone	0	0.00	0	0.00
Kd of Ra-228 in Contaminated Zone	0	0.00	0	0.00
Kd of Ra-228 in Unsaturated Zone 1	0	0.00	0	0.00
Kd of Ra-228 in Saturated Zone	0	0.00	0	0.00
R-SQUARE	0.00		0.00	

-Rank is set to zero if the dose is zero or the correlation matrix is singular.

-R-SQUARE varies between 0 and 1 and is called the coefficient of determination; it provides a measure of the variation in the dependent variable (Dose) explained by regression on the independent variables.

Coefficients for peak Radon (WaterDep.) Dose								
Coefficient =					PCC			
Repetition =					5			
Description of Probabilistic Variable					Sig		SRC	
					Coeff		Coeff	
					Sig		PRCC	
					Coeff		5	
					Sig		SRRC	
					Coeff		5	
Density of saturated zone					0	0.00	0	0.00
Density of Unsaturated zone 1					0	0.00	0	0.00
Depth of roots					0	0.00	0	0.00
Saturated zone hydraulic conductivity					0	0.00	0	0.00
Thickness of Unsaturated zone 1					0	0.00	0	0.00
Contaminated zone b parameter					0	0.00	0	0.00
Saturated zone b parameter					0	0.00	0	0.00
Contaminated zone erosion rate					0	0.00	0	0.00
Contaminated zone hydraulic conductivity					0	0.00	0	0.00
Evapotranspiration coefficient					0	0.00	0	0.00
Runoff coefficient					0	0.00	0	0.00
Saturated zone hydraulic gradient					0	0.00	0	0.00
Weathering removal constant of all vegetation					0	0.00	0	0.00
Wind Speed					0	0.00	0	0.00
Mass loading for inhalation					0	0.00	0	0.00
Depth of soil mixing layer					0	0.00	0	0.00
Density of contaminated zone					0	0.00	0	0.00
Inhalation rate					0	0.00	0	0.00
Soil ingestion					0	0.00	0	0.00
Kd of Th-230 in Contaminated Zone					0	0.00	0	0.00
Kd of Th-230 in Unsaturated Zone 1					0	0.00	0	0.00
Kd of Th-230 in Saturated Zone					0	0.00	0	0.00
Kd of Th-228 in Contaminated Zone					0	0.00	0	0.00
Kd of Th-228 in Unsaturated Zone 1					0	0.00	0	0.00
Kd of Th-228 in Saturated Zone					0	0.00	0	0.00
Area of contaminated zone					0	0.00	0	0.00
Thickness of contaminated zone					0	0.00	0	0.00
Cover depth					0	0.00	0	0.00
Density of cover material					0	0.00	0	0.00
Cover erosion rate					0	0.00	0	0.00
Outdoor time fraction					0	0.00	0	0.00
Meat					0	0.00	0	0.00
Kd of Th-230 in Contaminated Zone					0	0.00	0	0.00
Kd of Th-230 in Unsaturated Zone 1					0	0.00	0	0.00
Kd of Th-230 in Saturated Zone					0	0.00	0	0.00
Aquatic food					0	0.00	0	0.00
Plant food					0	0.00	0	0.00
Kd of Ra-226 in Contaminated Zone					0	0.00	0	0.00
Kd of Ra-226 in Unsaturated Zone 1					0	0.00	0	0.00
Kd of Ra-226 in Saturated Zone					0	0.00	0	0.00
Kd of Pb-210 in Contaminated Zone					0	0.00	0	0.00
Kd of Pb-210 in Unsaturated Zone 1					0	0.00	0	0.00
Kd of Pb-210 in Saturated Zone					0	0.00	0	0.00
Kd of Ra-228 in Contaminated Zone					0	0.00	0	0.00
Kd of Ra-228 in Unsaturated Zone 1					0	0.00	0	0.00
Kd of Ra-228 in Saturated Zone					0	0.00	0	0.00
R-SQUARE					0.00		0.00	

-Rank is set to zero if the dose is zero or the correlation matrix is singular.

-R-SQUARE varies between 0 and 1 and is called the coefficient of determination; it provides a measure of the variation in the dependent variable (Dose) explained by regression on the independent variables.

Coefficients for peak Plant (WaterDep.) Dose
 Coefficient =
 Repetition =

Description of Probabilistic Variable	PCC 1		SRC 1		PRCC 1		SRRC 1	
	Sig	Coeff	Sig	Coeff	Sig	Coeff	Sig	Coeff
Density of saturated zone	0	0.00	0	0.00	0	0.00	0	0.00
Density of Unsaturated zone 1	0	0.00	0	0.00	0	0.00	0	0.00
Depth of roots	0	0.00	0	0.00	0	0.00	0	0.00
Saturated zone hydraulic conductivity	0	0.00	0	0.00	0	0.00	0	0.00
Thickness of Unsaturated zone 1	0	0.00	0	0.00	0	0.00	0	0.00
Contaminated zone b parameter	0	0.00	0	0.00	0	0.00	0	0.00
Saturated zone b parameter	0	0.00	0	0.00	0	0.00	0	0.00
Contaminated zone erosion rate	0	0.00	0	0.00	0	0.00	0	0.00
Contaminated zone hydraulic conductivity	0	0.00	0	0.00	0	0.00	0	0.00
Evapotranspiration coefficient	0	0.00	0	0.00	0	0.00	0	0.00
Runoff coefficient	0	0.00	0	0.00	0	0.00	0	0.00
Saturated zone hydraulic gradient	0	0.00	0	0.00	0	0.00	0	0.00
Weathering removal constant of all vegetation	0	0.00	0	0.00	0	0.00	0	0.00
Wind Speed	0	0.00	0	0.00	0	0.00	0	0.00
Mass loading for inhalation	0	0.00	0	0.00	0	0.00	0	0.00
Depth of soil mixing layer	0	0.00	0	0.00	0	0.00	0	0.00
Density of contaminated zone	0	0.00	0	0.00	0	0.00	0	0.00
Inhalation rate	0	0.00	0	0.00	0	0.00	0	0.00
Soil ingestion	0	0.00	0	0.00	0	0.00	0	0.00
Kd of Th-230 in Contaminated Zone	0	0.00	0	0.00	0	0.00	0	0.00
Kd of Th-230 in Unsaturated Zone 1	0	0.00	0	0.00	0	0.00	0	0.00
Kd of Th-230 in Saturated Zone	0	0.00	0	0.00	0	0.00	0	0.00
Kd of Th-228 in Contaminated Zone	0	0.00	0	0.00	0	0.00	0	0.00
Kd of Th-228 in Unsaturated Zone 1	0	0.00	0	0.00	0	0.00	0	0.00
Kd of Th-228 in Saturated Zone	0	0.00	0	0.00	0	0.00	0	0.00
Area of contaminated zone	0	0.00	0	0.00	0	0.00	0	0.00
Thickness of contaminated zone	0	0.00	0	0.00	0	0.00	0	0.00
Cover depth	0	0.00	0	0.00	0	0.00	0	0.00
Density of cover material	0	0.00	0	0.00	0	0.00	0	0.00
Cover erosion rate	0	0.00	0	0.00	0	0.00	0	0.00
Outdoor time fraction	0	0.00	0	0.00	0	0.00	0	0.00
Meat	0	0.00	0	0.00	0	0.00	0	0.00
Kd of Th-230 in Contaminated Zone	0	0.00	0	0.00	0	0.00	0	0.00
Kd of Th-230 in Unsaturated Zone 1	0	0.00	0	0.00	0	0.00	0	0.00
Kd of Th-230 in Saturated Zone	0	0.00	0	0.00	0	0.00	0	0.00
Aquatic food	0	0.00	0	0.00	0	0.00	0	0.00
Plant food	0	0.00	0	0.00	0	0.00	0	0.00
Kd of Ra-226 in Contaminated Zone	0	0.00	0	0.00	0	0.00	0	0.00
Kd of Ra-226 in Unsaturated Zone 1	0	0.00	0	0.00	0	0.00	0	0.00
Kd of Ra-226 in Saturated Zone	0	0.00	0	0.00	0	0.00	0	0.00
Kd of Pb-210 in Contaminated Zone	0	0.00	0	0.00	0	0.00	0	0.00
Kd of Pb-210 in Unsaturated Zone 1	0	0.00	0	0.00	0	0.00	0	0.00
Kd of Pb-210 in Saturated Zone	0	0.00	0	0.00	0	0.00	0	0.00
Kd of Ra-228 in Contaminated Zone	0	0.00	0	0.00	0	0.00	0	0.00
Kd of Ra-228 in Unsaturated Zone 1	0	0.00	0	0.00	0	0.00	0	0.00
Kd of Ra-228 in Saturated Zone	0	0.00	0	0.00	0	0.00	0	0.00
R-SQUARE		0.00		0.00		0.00		0.00

-Rank is set to zero if the dose is zero or the correlation matrix is singular.

-R-SQUARE varies between 0 and 1 and is called the coefficient of determination; it provides a measure of the variation in the dependent variable (Dose) explained by regression on the independent variables.

Coefficients for peak Plant (WaterDep.) Dose					PCC		SRC		PRCC		SRRC	
Coefficient =					2		2		2		2	
Repetition =												
Description of Probabilistic Variable					Sig	Coeff	Sig	Coeff	Sig	Coeff	Sig	Coeff
Density of saturated zone					0	0.00	0	0.00	0	0.00	0	0.00
Density of Unsaturated zone 1					0	0.00	0	0.00	0	0.00	0	0.00
Depth of roots					0	0.00	0	0.00	0	0.00	0	0.00
Saturated zone hydraulic conductivity					0	0.00	0	0.00	0	0.00	0	0.00
Thickness of Unsaturated zone 1					0	0.00	0	0.00	0	0.00	0	0.00
Contaminated zone b parameter					0	0.00	0	0.00	0	0.00	0	0.00
Saturated zone b parameter					0	0.00	0	0.00	0	0.00	0	0.00
Contaminated zone erosion rate					0	0.00	0	0.00	0	0.00	0	0.00
Contaminated zone hydraulic conductivity					0	0.00	0	0.00	0	0.00	0	0.00
Evapotranspiration coefficient					0	0.00	0	0.00	0	0.00	0	0.00
Runoff coefficient					0	0.00	0	0.00	0	0.00	0	0.00
Saturated zone hydraulic gradient					0	0.00	0	0.00	0	0.00	0	0.00
Weathering removal constant of all vegetation					0	0.00	0	0.00	0	0.00	0	0.00
Wind Speed					0	0.00	0	0.00	0	0.00	0	0.00
Mass loading for inhalation					0	0.00	0	0.00	0	0.00	0	0.00
Depth of soil mixing layer					0	0.00	0	0.00	0	0.00	0	0.00
Density of contaminated zone					0	0.00	0	0.00	0	0.00	0	0.00
Inhalation rate					0	0.00	0	0.00	0	0.00	0	0.00
Soil ingestion					0	0.00	0	0.00	0	0.00	0	0.00
Kd of Th-230 in Contaminated Zone					0	0.00	0	0.00	0	0.00	0	0.00
Kd of Th-230 in Unsaturated Zone 1					0	0.00	0	0.00	0	0.00	0	0.00
Kd of Th-230 in Saturated Zone					0	0.00	0	0.00	0	0.00	0	0.00
Kd of Th-228 in Contaminated Zone					0	0.00	0	0.00	0	0.00	0	0.00
Kd of Th-228 in Unsaturated Zone 1					0	0.00	0	0.00	0	0.00	0	0.00
Kd of Th-228 in Saturated Zone					0	0.00	0	0.00	0	0.00	0	0.00
Area of contaminated zone					0	0.00	0	0.00	0	0.00	0	0.00
Thickness of contaminated zone					0	0.00	0	0.00	0	0.00	0	0.00
Cover depth					0	0.00	0	0.00	0	0.00	0	0.00
Density of cover material					0	0.00	0	0.00	0	0.00	0	0.00
Cover erosion rate					0	0.00	0	0.00	0	0.00	0	0.00
Outdoor time fraction					0	0.00	0	0.00	0	0.00	0	0.00
Meat					0	0.00	0	0.00	0	0.00	0	0.00
Kd of Th-230 in Contaminated Zone					0	0.00	0	0.00	0	0.00	0	0.00
Kd of Th-230 in Unsaturated Zone 1					0	0.00	0	0.00	0	0.00	0	0.00
Kd of Th-230 in Saturated Zone					0	0.00	0	0.00	0	0.00	0	0.00
Aquatic food					0	0.00	0	0.00	0	0.00	0	0.00
Plant food					0	0.00	0	0.00	0	0.00	0	0.00
Kd of Ra-226 in Contaminated Zone					0	0.00	0	0.00	0	0.00	0	0.00
Kd of Ra-226 in Unsaturated Zone 1					0	0.00	0	0.00	0	0.00	0	0.00
Kd of Ra-226 in Saturated Zone					0	0.00	0	0.00	0	0.00	0	0.00
Kd of Pb-210 in Contaminated Zone					0	0.00	0	0.00	0	0.00	0	0.00
Kd of Pb-210 in Unsaturated Zone 1					0	0.00	0	0.00	0	0.00	0	0.00
Kd of Pb-210 in Saturated Zone					0	0.00	0	0.00	0	0.00	0	0.00
Kd of Ra-228 in Contaminated Zone					0	0.00	0	0.00	0	0.00	0	0.00
Kd of Ra-228 in Unsaturated Zone 1					0	0.00	0	0.00	0	0.00	0	0.00
Kd of Ra-228 in Saturated Zone					0	0.00	0	0.00	0	0.00	0	0.00
R-SQUARE						0.00		0.00		0.00		0.00

-Rank is set to zero if the dose is zero or the correlation matrix is singular.

-R-SQUARE varies between 0 and 1 and is called the coefficient of determination; it provides a measure of the variation in the dependent variable (Dose) explained by regression on the independent variables.

Coefficients for peak Plant (WaterDep.) Dose					PCC		SRC		PRCC		SRRC	
Coefficient =					3		3		3		3	
Repetition =												
Description of Probabilistic Variable					Sig	Coeff	Sig	Coeff	Sig	Coeff	Sig	Coeff
Density of saturated zone					0	0.00	0	0.00	0	0.00	0	0.00
Density of Unsaturated zone 1					0	0.00	0	0.00	0	0.00	0	0.00
Depth of roots					0	0.00	0	0.00	0	0.00	0	0.00
Saturated zone hydraulic conductivity					0	0.00	0	0.00	0	0.00	0	0.00
Thickness of Unsaturated zone 1					0	0.00	0	0.00	0	0.00	0	0.00
Contaminated zone b parameter					0	0.00	0	0.00	0	0.00	0	0.00
Saturated zone b parameter					0	0.00	0	0.00	0	0.00	0	0.00
Contaminated zone erosion rate					0	0.00	0	0.00	0	0.00	0	0.00
Contaminated zone hydraulic conductivity					0	0.00	0	0.00	0	0.00	0	0.00
Evapotranspiration coefficient					0	0.00	0	0.00	0	0.00	0	0.00
Runoff coefficient					0	0.00	0	0.00	0	0.00	0	0.00
Saturated zone hydraulic gradient					0	0.00	0	0.00	0	0.00	0	0.00
Weathering removal constant of all vegetation					0	0.00	0	0.00	0	0.00	0	0.00
Wind Speed					0	0.00	0	0.00	0	0.00	0	0.00
Mass loading for inhalation					0	0.00	0	0.00	0	0.00	0	0.00
Depth of soil mixing layer					0	0.00	0	0.00	0	0.00	0	0.00
Density of contaminated zone					0	0.00	0	0.00	0	0.00	0	0.00
Inhalation rate					0	0.00	0	0.00	0	0.00	0	0.00
Soil ingestion					0	0.00	0	0.00	0	0.00	0	0.00
Kd of Th-230 in Contaminated Zone					0	0.00	0	0.00	0	0.00	0	0.00
Kd of Th-230 in Unsaturated Zone 1					0	0.00	0	0.00	0	0.00	0	0.00
Kd of Th-230 in Saturated Zone					0	0.00	0	0.00	0	0.00	0	0.00
Kd of Th-228 in Contaminated Zone					0	0.00	0	0.00	0	0.00	0	0.00
Kd of Th-228 in Unsaturated Zone 1					0	0.00	0	0.00	0	0.00	0	0.00
Kd of Th-228 in Saturated Zone					0	0.00	0	0.00	0	0.00	0	0.00
Area of contaminated zone					0	0.00	0	0.00	0	0.00	0	0.00
Thickness of contaminated zone					0	0.00	0	0.00	0	0.00	0	0.00
Cover depth					0	0.00	0	0.00	0	0.00	0	0.00
Density of cover material					0	0.00	0	0.00	0	0.00	0	0.00
Cover erosion rate					0	0.00	0	0.00	0	0.00	0	0.00
Outdoor time fraction					0	0.00	0	0.00	0	0.00	0	0.00
Meat					0	0.00	0	0.00	0	0.00	0	0.00
Kd of Th-230 in Contaminated Zone					0	0.00	0	0.00	0	0.00	0	0.00
Kd of Th-230 in Unsaturated Zone 1					0	0.00	0	0.00	0	0.00	0	0.00
Kd of Th-230 in Saturated Zone					0	0.00	0	0.00	0	0.00	0	0.00
Aquatic food					0	0.00	0	0.00	0	0.00	0	0.00
Plant food					0	0.00	0	0.00	0	0.00	0	0.00
Kd of Ra-226 in Contaminated Zone					0	0.00	0	0.00	0	0.00	0	0.00
Kd of Ra-226 in Unsaturated Zone 1					0	0.00	0	0.00	0	0.00	0	0.00
Kd of Ra-226 in Saturated Zone					0	0.00	0	0.00	0	0.00	0	0.00
Kd of Pb-210 in Contaminated Zone					0	0.00	0	0.00	0	0.00	0	0.00
Kd of Pb-210 in Unsaturated Zone 1					0	0.00	0	0.00	0	0.00	0	0.00
Kd of Pb-210 in Saturated Zone					0	0.00	0	0.00	0	0.00	0	0.00
Kd of Ra-228 in Contaminated Zone					0	0.00	0	0.00	0	0.00	0	0.00
Kd of Ra-228 in Unsaturated Zone 1					0	0.00	0	0.00	0	0.00	0	0.00
Kd of Ra-228 in Saturated Zone					0	0.00	0	0.00	0	0.00	0	0.00
R-SQUARE						0.00		0.00		0.00		0.00

-Rank is set to zero if the dose is zero or the correlation matrix is singular.

-R-SQUARE varies between 0 and 1 and is called the coefficient of determination; it provides a measure of the variation in the dependent variable (Dose) explained by regression on the independent variables.

Coefficients for peak Plant (WaterDep.) Dose					PCC		SRC		PRCC		SRRC	
Coefficient =					4		4		4		4	
Repetition =												
Description of Probabilistic Variable					Sig	Coeff	Sig	Coeff	Sig	Coeff	Sig	Coeff
Density of saturated zone					0	0.00	0	0.00	0	0.00	0	0.00
Density of Unsaturated zone 1					0	0.00	0	0.00	0	0.00	0	0.00
Depth of roots					0	0.00	0	0.00	0	0.00	0	0.00
Saturated zone hydraulic conductivity					0	0.00	0	0.00	0	0.00	0	0.00
Thickness of Unsaturated zone 1					0	0.00	0	0.00	0	0.00	0	0.00
Contaminated zone b parameter					0	0.00	0	0.00	0	0.00	0	0.00
Saturated zone b parameter					0	0.00	0	0.00	0	0.00	0	0.00
Contaminated zone erosion rate					0	0.00	0	0.00	0	0.00	0	0.00
Contaminated zone hydraulic conductivity					0	0.00	0	0.00	0	0.00	0	0.00
Evapotranspiration coefficient					0	0.00	0	0.00	0	0.00	0	0.00
Runoff coefficient					0	0.00	0	0.00	0	0.00	0	0.00
Saturated zone hydraulic gradient					0	0.00	0	0.00	0	0.00	0	0.00
Weathering removal constant of all vegetation					0	0.00	0	0.00	0	0.00	0	0.00
Wind Speed					0	0.00	0	0.00	0	0.00	0	0.00
Mass loading for inhalation					0	0.00	0	0.00	0	0.00	0	0.00
Depth of soil mixing layer					0	0.00	0	0.00	0	0.00	0	0.00
Density of contaminated zone					0	0.00	0	0.00	0	0.00	0	0.00
Inhalation rate					0	0.00	0	0.00	0	0.00	0	0.00
Soil ingestion					0	0.00	0	0.00	0	0.00	0	0.00
Kd of Th-230 in Contaminated Zone					0	0.00	0	0.00	0	0.00	0	0.00
Kd of Th-230 in Unsaturated Zone 1					0	0.00	0	0.00	0	0.00	0	0.00
Kd of Th-230 in Saturated Zone					0	0.00	0	0.00	0	0.00	0	0.00
Kd of Th-228 in Contaminated Zone					0	0.00	0	0.00	0	0.00	0	0.00
Kd of Th-228 in Unsaturated Zone 1					0	0.00	0	0.00	0	0.00	0	0.00
Kd of Th-228 in Saturated Zone					0	0.00	0	0.00	0	0.00	0	0.00
Area of contaminated zone					0	0.00	0	0.00	0	0.00	0	0.00
Thickness of contaminated zone					0	0.00	0	0.00	0	0.00	0	0.00
Cover depth					0	0.00	0	0.00	0	0.00	0	0.00
Density of cover material					0	0.00	0	0.00	0	0.00	0	0.00
Cover erosion rate					0	0.00	0	0.00	0	0.00	0	0.00
Outdoor time fraction					0	0.00	0	0.00	0	0.00	0	0.00
Meat					0	0.00	0	0.00	0	0.00	0	0.00
Kd of Th-230 in Contaminated Zone					0	0.00	0	0.00	0	0.00	0	0.00
Kd of Th-230 in Unsaturated Zone 1					0	0.00	0	0.00	0	0.00	0	0.00
Kd of Th-230 in Saturated Zone					0	0.00	0	0.00	0	0.00	0	0.00
Aquatic food					0	0.00	0	0.00	0	0.00	0	0.00
Plant food					0	0.00	0	0.00	0	0.00	0	0.00
Kd of Ra-226 in Contaminated Zone					0	0.00	0	0.00	0	0.00	0	0.00
Kd of Ra-226 in Unsaturated Zone 1					0	0.00	0	0.00	0	0.00	0	0.00
Kd of Ra-226 in Saturated Zone					0	0.00	0	0.00	0	0.00	0	0.00
Kd of Pb-210 in Contaminated Zone					0	0.00	0	0.00	0	0.00	0	0.00
Kd of Pb-210 in Unsaturated Zone 1					0	0.00	0	0.00	0	0.00	0	0.00
Kd of Pb-210 in Saturated Zone					0	0.00	0	0.00	0	0.00	0	0.00
Kd of Ra-228 in Contaminated Zone					0	0.00	0	0.00	0	0.00	0	0.00
Kd of Ra-228 in Unsaturated Zone 1					0	0.00	0	0.00	0	0.00	0	0.00
Kd of Ra-228 in Saturated Zone					0	0.00	0	0.00	0	0.00	0	0.00
R-SQUARE						0.00		0.00		0.00		0.00

-Rank is set to zero if the dose is zero or the correlation matrix is singular.

-R-SQUARE varies between 0 and 1 and is called the coefficient of determination; it provides a measure of the variation in the dependent variable (Dose) explained by regression on the independent variables.

Coefficients for peak Plant (WaterDep.) Dose
 Coefficient =
 Repetition =

Description of Probabilistic Variable	PCC 5		SRC 5		PRCC 5		SRRC 5	
	Sig	Coeff	Sig	Coeff	Sig	Coeff	Sig	Coeff
Density of saturated zone	0	0.00	0	0.00	0	0.00	0	0.00
Density of Unsaturated zone 1	0	0.00	0	0.00	0	0.00	0	0.00
Depth of roots	0	0.00	0	0.00	0	0.00	0	0.00
Saturated zone hydraulic conductivity	0	0.00	0	0.00	0	0.00	0	0.00
Thickness of Unsaturated zone 1	0	0.00	0	0.00	0	0.00	0	0.00
Contaminated zone b parameter	0	0.00	0	0.00	0	0.00	0	0.00
Saturated zone b parameter	0	0.00	0	0.00	0	0.00	0	0.00
Contaminated zone erosion rate	0	0.00	0	0.00	0	0.00	0	0.00
Contaminated zone hydraulic conductivity	0	0.00	0	0.00	0	0.00	0	0.00
Evapotranspiration coefficient	0	0.00	0	0.00	0	0.00	0	0.00
Runoff coefficient	0	0.00	0	0.00	0	0.00	0	0.00
Saturated zone hydraulic gradient	0	0.00	0	0.00	0	0.00	0	0.00
Weathering removal constant of all vegetation	0	0.00	0	0.00	0	0.00	0	0.00
Wind Speed	0	0.00	0	0.00	0	0.00	0	0.00
Mass loading for inhalation	0	0.00	0	0.00	0	0.00	0	0.00
Depth of soil mixing layer	0	0.00	0	0.00	0	0.00	0	0.00
Density of contaminated zone	0	0.00	0	0.00	0	0.00	0	0.00
Inhalation rate	0	0.00	0	0.00	0	0.00	0	0.00
Soil ingestion	0	0.00	0	0.00	0	0.00	0	0.00
Kd of Th-230 in Contaminated Zone	0	0.00	0	0.00	0	0.00	0	0.00
Kd of Th-230 in Unsaturated Zone 1	0	0.00	0	0.00	0	0.00	0	0.00
Kd of Th-230 in Saturated Zone	0	0.00	0	0.00	0	0.00	0	0.00
Kd of Th-228 in Contaminated Zone	0	0.00	0	0.00	0	0.00	0	0.00
Kd of Th-228 in Unsaturated Zone 1	0	0.00	0	0.00	0	0.00	0	0.00
Kd of Th-228 in Saturated Zone	0	0.00	0	0.00	0	0.00	0	0.00
Area of contaminated zone	0	0.00	0	0.00	0	0.00	0	0.00
Thickness of contaminated zone	0	0.00	0	0.00	0	0.00	0	0.00
Cover depth	0	0.00	0	0.00	0	0.00	0	0.00
Density of cover material	0	0.00	0	0.00	0	0.00	0	0.00
Cover erosion rate	0	0.00	0	0.00	0	0.00	0	0.00
Outdoor time fraction	0	0.00	0	0.00	0	0.00	0	0.00
Meat	0	0.00	0	0.00	0	0.00	0	0.00
Kd of Th-230 in Contaminated Zone	0	0.00	0	0.00	0	0.00	0	0.00
Kd of Th-230 in Unsaturated Zone 1	0	0.00	0	0.00	0	0.00	0	0.00
Kd of Th-230 in Saturated Zone	0	0.00	0	0.00	0	0.00	0	0.00
Aquatic food	0	0.00	0	0.00	0	0.00	0	0.00
Plant food	0	0.00	0	0.00	0	0.00	0	0.00
Kd of Ra-226 in Contaminated Zone	0	0.00	0	0.00	0	0.00	0	0.00
Kd of Ra-226 in Unsaturated Zone 1	0	0.00	0	0.00	0	0.00	0	0.00
Kd of Ra-226 in Saturated Zone	0	0.00	0	0.00	0	0.00	0	0.00
Kd of Pb-210 in Contaminated Zone	0	0.00	0	0.00	0	0.00	0	0.00
Kd of Pb-210 in Unsaturated Zone 1	0	0.00	0	0.00	0	0.00	0	0.00
Kd of Pb-210 in Saturated Zone	0	0.00	0	0.00	0	0.00	0	0.00
Kd of Ra-228 in Contaminated Zone	0	0.00	0	0.00	0	0.00	0	0.00
Kd of Ra-228 in Unsaturated Zone 1	0	0.00	0	0.00	0	0.00	0	0.00
Kd of Ra-228 in Saturated Zone	0	0.00	0	0.00	0	0.00	0	0.00
R-SQUARE		0.00		0.00		0.00		0.00

-Rank is set to zero if the dose is zero or the correlation matrix is singular.

-R-SQUARE varies between 0 and 1 and is called the coefficient of determination; it provides a measure of the variation in the dependent variable (Dose) explained by regression on the independent variables.

Coefficients for peak Meat (WaterDep.) Dose
 Coefficient =
 Repetition =

Description of Probabilistic Variable	PCC 1		SRC 1		PRCC 1		SRRC 1	
	Sig	Coeff	Sig	Coeff	Sig	Coeff	Sig	Coeff
Density of saturated zone	0	0.00	0	0.00	0	0.00	0	0.00
Density of Unsaturated zone 1	0	0.00	0	0.00	0	0.00	0	0.00
Depth of roots	0	0.00	0	0.00	0	0.00	0	0.00
Saturated zone hydraulic conductivity	0	0.00	0	0.00	0	0.00	0	0.00
Thickness of Unsaturated zone 1	0	0.00	0	0.00	0	0.00	0	0.00
Contaminated zone b parameter	0	0.00	0	0.00	0	0.00	0	0.00
Saturated zone b parameter	0	0.00	0	0.00	0	0.00	0	0.00
Contaminated zone erosion rate	0	0.00	0	0.00	0	0.00	0	0.00
Contaminated zone hydraulic conductivity	0	0.00	0	0.00	0	0.00	0	0.00
Evapotranspiration coefficient	0	0.00	0	0.00	0	0.00	0	0.00
Runoff coefficient	0	0.00	0	0.00	0	0.00	0	0.00
Saturated zone hydraulic gradient	0	0.00	0	0.00	0	0.00	0	0.00
Weathering removal constant of all vegetation	0	0.00	0	0.00	0	0.00	0	0.00
Wind Speed	0	0.00	0	0.00	0	0.00	0	0.00
Mass loading for inhalation	0	0.00	0	0.00	0	0.00	0	0.00
Depth of soil mixing layer	0	0.00	0	0.00	0	0.00	0	0.00
Density of contaminated zone	0	0.00	0	0.00	0	0.00	0	0.00
Inhalation rate	0	0.00	0	0.00	0	0.00	0	0.00
Soil ingestion	0	0.00	0	0.00	0	0.00	0	0.00
Kd of Th-230 in Contaminated Zone	0	0.00	0	0.00	0	0.00	0	0.00
Kd of Th-230 in Unsaturated Zone 1	0	0.00	0	0.00	0	0.00	0	0.00
Kd of Th-230 in Saturated Zone	0	0.00	0	0.00	0	0.00	0	0.00
Kd of Th-228 in Contaminated Zone	0	0.00	0	0.00	0	0.00	0	0.00
Kd of Th-228 in Unsaturated Zone 1	0	0.00	0	0.00	0	0.00	0	0.00
Kd of Th-228 in Saturated Zone	0	0.00	0	0.00	0	0.00	0	0.00
Area of contaminated zone	0	0.00	0	0.00	0	0.00	0	0.00
Thickness of contaminated zone	0	0.00	0	0.00	0	0.00	0	0.00
Cover depth	0	0.00	0	0.00	0	0.00	0	0.00
Density of cover material	0	0.00	0	0.00	0	0.00	0	0.00
Cover erosion rate	0	0.00	0	0.00	0	0.00	0	0.00
Outdoor time fraction	0	0.00	0	0.00	0	0.00	0	0.00
Meat	0	0.00	0	0.00	0	0.00	0	0.00
Kd of Th-230 in Contaminated Zone	0	0.00	0	0.00	0	0.00	0	0.00
Kd of Th-230 in Unsaturated Zone 1	0	0.00	0	0.00	0	0.00	0	0.00
Kd of Th-230 in Saturated Zone	0	0.00	0	0.00	0	0.00	0	0.00
Aquatic food	0	0.00	0	0.00	0	0.00	0	0.00
Plant food	0	0.00	0	0.00	0	0.00	0	0.00
Kd of Ra-226 in Contaminated Zone	0	0.00	0	0.00	0	0.00	0	0.00
Kd of Ra-226 in Unsaturated Zone 1	0	0.00	0	0.00	0	0.00	0	0.00
Kd of Ra-226 in Saturated Zone	0	0.00	0	0.00	0	0.00	0	0.00
Kd of Pb-210 in Contaminated Zone	0	0.00	0	0.00	0	0.00	0	0.00
Kd of Pb-210 in Unsaturated Zone 1	0	0.00	0	0.00	0	0.00	0	0.00
Kd of Pb-210 in Saturated Zone	0	0.00	0	0.00	0	0.00	0	0.00
Kd of Ra-228 in Contaminated Zone	0	0.00	0	0.00	0	0.00	0	0.00
Kd of Ra-228 in Unsaturated Zone 1	0	0.00	0	0.00	0	0.00	0	0.00
Kd of Ra-228 in Saturated Zone	0	0.00	0	0.00	0	0.00	0	0.00
R-SQUARE		0.00		0.00		0.00		0.00

-Rank is set to zero if the dose is zero or the correlation matrix is singular.

-R-SQUARE varies between 0 and 1 and is called the coefficient of determination; it provides a measure of the variation in the dependent variable (Dose) explained by regression on the independent variables.

Coefficients for peak Meat (WaterDep.) Dose
 Coefficient =
 Repetition =

Description of Probabilistic Variable	PCC 2		SRC 2		PRCC 2		SRRC 2	
	Sig	Coeff	Sig	Coeff	Sig	Coeff	Sig	Coeff
Density of saturated zone	0	0.00	0	0.00	0	0.00	0	0.00
Density of Unsaturated zone 1	0	0.00	0	0.00	0	0.00	0	0.00
Depth of roots	0	0.00	0	0.00	0	0.00	0	0.00
Saturated zone hydraulic conductivity	0	0.00	0	0.00	0	0.00	0	0.00
Thickness of Unsaturated zone 1	0	0.00	0	0.00	0	0.00	0	0.00
Contaminated zone b parameter	0	0.00	0	0.00	0	0.00	0	0.00
Saturated zone b parameter	0	0.00	0	0.00	0	0.00	0	0.00
Contaminated zone erosion rate	0	0.00	0	0.00	0	0.00	0	0.00
Contaminated zone hydraulic conductivity	0	0.00	0	0.00	0	0.00	0	0.00
Evapotranspiration coefficient	0	0.00	0	0.00	0	0.00	0	0.00
Runoff coefficient	0	0.00	0	0.00	0	0.00	0	0.00
Saturated zone hydraulic gradient	0	0.00	0	0.00	0	0.00	0	0.00
Weathering removal constant of all vegetation	0	0.00	0	0.00	0	0.00	0	0.00
Wind Speed	0	0.00	0	0.00	0	0.00	0	0.00
Mass loading for inhalation	0	0.00	0	0.00	0	0.00	0	0.00
Depth of soil mixing layer	0	0.00	0	0.00	0	0.00	0	0.00
Density of contaminated zone	0	0.00	0	0.00	0	0.00	0	0.00
Inhalation rate	0	0.00	0	0.00	0	0.00	0	0.00
Soil ingestion	0	0.00	0	0.00	0	0.00	0	0.00
Kd of Th-230 in Contaminated Zone	0	0.00	0	0.00	0	0.00	0	0.00
Kd of Th-230 in Unsaturated Zone 1	0	0.00	0	0.00	0	0.00	0	0.00
Kd of Th-230 in Saturated Zone	0	0.00	0	0.00	0	0.00	0	0.00
Kd of Th-228 in Contaminated Zone	0	0.00	0	0.00	0	0.00	0	0.00
Kd of Th-228 in Unsaturated Zone 1	0	0.00	0	0.00	0	0.00	0	0.00
Kd of Th-228 in Saturated Zone	0	0.00	0	0.00	0	0.00	0	0.00
Area of contaminated zone	0	0.00	0	0.00	0	0.00	0	0.00
Thickness of contaminated zone	0	0.00	0	0.00	0	0.00	0	0.00
Cover depth	0	0.00	0	0.00	0	0.00	0	0.00
Density of cover material	0	0.00	0	0.00	0	0.00	0	0.00
Cover erosion rate	0	0.00	0	0.00	0	0.00	0	0.00
Outdoor time fraction	0	0.00	0	0.00	0	0.00	0	0.00
Meat	0	0.00	0	0.00	0	0.00	0	0.00
Kd of Th-230 in Contaminated Zone	0	0.00	0	0.00	0	0.00	0	0.00
Kd of Th-230 in Unsaturated Zone 1	0	0.00	0	0.00	0	0.00	0	0.00
Kd of Th-230 in Saturated Zone	0	0.00	0	0.00	0	0.00	0	0.00
Aquatic food	0	0.00	0	0.00	0	0.00	0	0.00
Plant food	0	0.00	0	0.00	0	0.00	0	0.00
Kd of Ra-226 in Contaminated Zone	0	0.00	0	0.00	0	0.00	0	0.00
Kd of Ra-226 in Unsaturated Zone 1	0	0.00	0	0.00	0	0.00	0	0.00
Kd of Ra-226 in Saturated Zone	0	0.00	0	0.00	0	0.00	0	0.00
Kd of Pb-210 in Contaminated Zone	0	0.00	0	0.00	0	0.00	0	0.00
Kd of Pb-210 in Unsaturated Zone 1	0	0.00	0	0.00	0	0.00	0	0.00
Kd of Pb-210 in Saturated Zone	0	0.00	0	0.00	0	0.00	0	0.00
Kd of Ra-228 in Contaminated Zone	0	0.00	0	0.00	0	0.00	0	0.00
Kd of Ra-228 in Unsaturated Zone 1	0	0.00	0	0.00	0	0.00	0	0.00
Kd of Ra-228 in Saturated Zone	0	0.00	0	0.00	0	0.00	0	0.00
R-SQUARE		0.00		0.00		0.00		0.00

-Rank is set to zero if the dose is zero or the correlation matrix is singular.

-R-SQUARE varies between 0 and 1 and is called the coefficient of determination; it provides a measure of the variation in the dependent variable (Dose) explained by regression on the independent variables.

Coefficients for peak Meat (WaterDep.) Dose
 Coefficient =
 Repetition =

Description of Probabilistic Variable	PCC 3		SRC 3		PRCC 3		SRRC 3	
	Sig	Coeff	Sig	Coeff	Sig	Coeff	Sig	Coeff
Density of saturated zone	0	0.00	0	0.00	0	0.00	0	0.00
Density of Unsaturated zone 1	0	0.00	0	0.00	0	0.00	0	0.00
Depth of roots	0	0.00	0	0.00	0	0.00	0	0.00
Saturated zone hydraulic conductivity	0	0.00	0	0.00	0	0.00	0	0.00
Thickness of Unsaturated zone 1	0	0.00	0	0.00	0	0.00	0	0.00
Contaminated zone b parameter	0	0.00	0	0.00	0	0.00	0	0.00
Saturated zone b parameter	0	0.00	0	0.00	0	0.00	0	0.00
Contaminated zone erosion rate	0	0.00	0	0.00	0	0.00	0	0.00
Contaminated zone hydraulic conductivity	0	0.00	0	0.00	0	0.00	0	0.00
Evapotranspiration coefficient	0	0.00	0	0.00	0	0.00	0	0.00
Runoff coefficient	0	0.00	0	0.00	0	0.00	0	0.00
Saturated zone hydraulic gradient	0	0.00	0	0.00	0	0.00	0	0.00
Weathering removal constant of all vegetation	0	0.00	0	0.00	0	0.00	0	0.00
Wind Speed	0	0.00	0	0.00	0	0.00	0	0.00
Mass loading for inhalation	0	0.00	0	0.00	0	0.00	0	0.00
Depth of soil mixing layer	0	0.00	0	0.00	0	0.00	0	0.00
Density of contaminated zone	0	0.00	0	0.00	0	0.00	0	0.00
Inhalation rate	0	0.00	0	0.00	0	0.00	0	0.00
Soil ingestion	0	0.00	0	0.00	0	0.00	0	0.00
Kd of Th-230 in Contaminated Zone	0	0.00	0	0.00	0	0.00	0	0.00
Kd of Th-230 in Unsaturated Zone 1	0	0.00	0	0.00	0	0.00	0	0.00
Kd of Th-230 in Saturated Zone	0	0.00	0	0.00	0	0.00	0	0.00
Kd of Th-228 in Contaminated Zone	0	0.00	0	0.00	0	0.00	0	0.00
Kd of Th-228 in Unsaturated Zone 1	0	0.00	0	0.00	0	0.00	0	0.00
Kd of Th-228 in Saturated Zone	0	0.00	0	0.00	0	0.00	0	0.00
Area of contaminated zone	0	0.00	0	0.00	0	0.00	0	0.00
Thickness of contaminated zone	0	0.00	0	0.00	0	0.00	0	0.00
Cover depth	0	0.00	0	0.00	0	0.00	0	0.00
Density of cover material	0	0.00	0	0.00	0	0.00	0	0.00
Cover erosion rate	0	0.00	0	0.00	0	0.00	0	0.00
Outdoor time fraction	0	0.00	0	0.00	0	0.00	0	0.00
Meat	0	0.00	0	0.00	0	0.00	0	0.00
Kd of Th-230 in Contaminated Zone	0	0.00	0	0.00	0	0.00	0	0.00
Kd of Th-230 in Unsaturated Zone 1	0	0.00	0	0.00	0	0.00	0	0.00
Kd of Th-230 in Saturated Zone	0	0.00	0	0.00	0	0.00	0	0.00
Aquatic food	0	0.00	0	0.00	0	0.00	0	0.00
Plant food	0	0.00	0	0.00	0	0.00	0	0.00
Kd of Ra-226 in Contaminated Zone	0	0.00	0	0.00	0	0.00	0	0.00
Kd of Ra-226 in Unsaturated Zone 1	0	0.00	0	0.00	0	0.00	0	0.00
Kd of Ra-226 in Saturated Zone	0	0.00	0	0.00	0	0.00	0	0.00
Kd of Pb-210 in Contaminated Zone	0	0.00	0	0.00	0	0.00	0	0.00
Kd of Pb-210 in Unsaturated Zone 1	0	0.00	0	0.00	0	0.00	0	0.00
Kd of Pb-210 in Saturated Zone	0	0.00	0	0.00	0	0.00	0	0.00
Kd of Ra-228 in Contaminated Zone	0	0.00	0	0.00	0	0.00	0	0.00
Kd of Ra-228 in Unsaturated Zone 1	0	0.00	0	0.00	0	0.00	0	0.00
Kd of Ra-228 in Saturated Zone	0	0.00	0	0.00	0	0.00	0	0.00
R-SQUARE		0.00		0.00		0.00		0.00

-Rank is set to zero if the dose is zero or the correlation matrix is singular.

-R-SQUARE varies between 0 and 1 and is called the coefficient of determination; it provides a measure of the variation in the dependent variable (Dose) explained by regression on the independent variables.

Coefficients for peak Meat (WaterDep.) Dose
 Coefficient =
 Repetition =

Description of Probabilistic Variable	PCC 4		SRC 4		PRCC 4		SRRC 4	
	Sig	Coeff	Sig	Coeff	Sig	Coeff	Sig	Coeff
Density of saturated zone	0	0.00	0	0.00	0	0.00	0	0.00
Density of Unsaturated zone 1	0	0.00	0	0.00	0	0.00	0	0.00
Depth of roots	0	0.00	0	0.00	0	0.00	0	0.00
Saturated zone hydraulic conductivity	0	0.00	0	0.00	0	0.00	0	0.00
Thickness of Unsaturated zone 1	0	0.00	0	0.00	0	0.00	0	0.00
Contaminated zone b parameter	0	0.00	0	0.00	0	0.00	0	0.00
Saturated zone b parameter	0	0.00	0	0.00	0	0.00	0	0.00
Contaminated zone erosion rate	0	0.00	0	0.00	0	0.00	0	0.00
Contaminated zone hydraulic conductivity	0	0.00	0	0.00	0	0.00	0	0.00
Evapotranspiration coefficient	0	0.00	0	0.00	0	0.00	0	0.00
Runoff coefficient	0	0.00	0	0.00	0	0.00	0	0.00
Saturated zone hydraulic gradient	0	0.00	0	0.00	0	0.00	0	0.00
Weathering removal constant of all vegetation	0	0.00	0	0.00	0	0.00	0	0.00
Wind Speed	0	0.00	0	0.00	0	0.00	0	0.00
Mass loading for inhalation	0	0.00	0	0.00	0	0.00	0	0.00
Depth of soil mixing layer	0	0.00	0	0.00	0	0.00	0	0.00
Density of contaminated zone	0	0.00	0	0.00	0	0.00	0	0.00
Inhalation rate	0	0.00	0	0.00	0	0.00	0	0.00
Soil ingestion	0	0.00	0	0.00	0	0.00	0	0.00
Kd of Th-230 in Contaminated Zone	0	0.00	0	0.00	0	0.00	0	0.00
Kd of Th-230 in Unsaturated Zone 1	0	0.00	0	0.00	0	0.00	0	0.00
Kd of Th-230 in Saturated Zone	0	0.00	0	0.00	0	0.00	0	0.00
Kd of Th-228 in Contaminated Zone	0	0.00	0	0.00	0	0.00	0	0.00
Kd of Th-228 in Unsaturated Zone 1	0	0.00	0	0.00	0	0.00	0	0.00
Kd of Th-228 in Saturated Zone	0	0.00	0	0.00	0	0.00	0	0.00
Area of contaminated zone	0	0.00	0	0.00	0	0.00	0	0.00
Thickness of contaminated zone	0	0.00	0	0.00	0	0.00	0	0.00
Cover depth	0	0.00	0	0.00	0	0.00	0	0.00
Density of cover material	0	0.00	0	0.00	0	0.00	0	0.00
Cover erosion rate	0	0.00	0	0.00	0	0.00	0	0.00
Outdoor time fraction	0	0.00	0	0.00	0	0.00	0	0.00
Meat	0	0.00	0	0.00	0	0.00	0	0.00
Kd of Th-230 in Contaminated Zone	0	0.00	0	0.00	0	0.00	0	0.00
Kd of Th-230 in Unsaturated Zone 1	0	0.00	0	0.00	0	0.00	0	0.00
Kd of Th-230 in Saturated Zone	0	0.00	0	0.00	0	0.00	0	0.00
Aquatic food	0	0.00	0	0.00	0	0.00	0	0.00
Plant food	0	0.00	0	0.00	0	0.00	0	0.00
Kd of Ra-226 in Contaminated Zone	0	0.00	0	0.00	0	0.00	0	0.00
Kd of Ra-226 in Unsaturated Zone 1	0	0.00	0	0.00	0	0.00	0	0.00
Kd of Ra-226 in Saturated Zone	0	0.00	0	0.00	0	0.00	0	0.00
Kd of Pb-210 in Contaminated Zone	0	0.00	0	0.00	0	0.00	0	0.00
Kd of Pb-210 in Unsaturated Zone 1	0	0.00	0	0.00	0	0.00	0	0.00
Kd of Pb-210 in Saturated Zone	0	0.00	0	0.00	0	0.00	0	0.00
Kd of Ra-228 in Contaminated Zone	0	0.00	0	0.00	0	0.00	0	0.00
Kd of Ra-228 in Unsaturated Zone 1	0	0.00	0	0.00	0	0.00	0	0.00
Kd of Ra-228 in Saturated Zone	0	0.00	0	0.00	0	0.00	0	0.00
R-SQUARE		0.00		0.00		0.00		0.00

-Rank is set to zero if the dose is zero or the correlation matrix is singular.

-R-SQUARE varies between 0 and 1 and is called the coefficient of determination; it provides a measure of the variation in the dependent variable (Dose) explained by regression on the independent variables.

Coefficients for peak Meat (WaterDep.) Dose		PCC		SRC		PRCC		SRRC	
Coefficient =		5		5		5		5	
Repetition =									
Description of Probabilistic Variable		Sig	Coeff	Sig	Coeff	Sig	Coeff	Sig	Coeff
Density of saturated zone		0	0.00	0	0.00	0	0.00	0	0.00
Density of Unsaturated zone 1		0	0.00	0	0.00	0	0.00	0	0.00
Depth of roots		0	0.00	0	0.00	0	0.00	0	0.00
Saturated zone hydraulic conductivity		0	0.00	0	0.00	0	0.00	0	0.00
Thickness of Unsaturated zone 1		0	0.00	0	0.00	0	0.00	0	0.00
Contaminated zone b parameter		0	0.00	0	0.00	0	0.00	0	0.00
Saturated zone b parameter		0	0.00	0	0.00	0	0.00	0	0.00
Contaminated zone erosion rate		0	0.00	0	0.00	0	0.00	0	0.00
Contaminated zone hydraulic conductivity		0	0.00	0	0.00	0	0.00	0	0.00
Evapotranspiration coefficient		0	0.00	0	0.00	0	0.00	0	0.00
Runoff coefficient		0	0.00	0	0.00	0	0.00	0	0.00
Saturated zone hydraulic gradient		0	0.00	0	0.00	0	0.00	0	0.00
Weathering removal constant of all vegetation		0	0.00	0	0.00	0	0.00	0	0.00
Wind Speed		0	0.00	0	0.00	0	0.00	0	0.00
Mass loading for inhalation		0	0.00	0	0.00	0	0.00	0	0.00
Depth of soil mixing layer		0	0.00	0	0.00	0	0.00	0	0.00
Density of contaminated zone		0	0.00	0	0.00	0	0.00	0	0.00
Inhalation rate		0	0.00	0	0.00	0	0.00	0	0.00
Soil ingestion		0	0.00	0	0.00	0	0.00	0	0.00
Kd of Th-230 in Contaminated Zone		0	0.00	0	0.00	0	0.00	0	0.00
Kd of Th-230 in Unsaturated Zone 1		0	0.00	0	0.00	0	0.00	0	0.00
Kd of Th-230 in Saturated Zone		0	0.00	0	0.00	0	0.00	0	0.00
Kd of Th-228 in Contaminated Zone		0	0.00	0	0.00	0	0.00	0	0.00
Kd of Th-228 in Unsaturated Zone 1		0	0.00	0	0.00	0	0.00	0	0.00
Kd of Th-228 in Saturated Zone		0	0.00	0	0.00	0	0.00	0	0.00
Area of contaminated zone		0	0.00	0	0.00	0	0.00	0	0.00
Thickness of contaminated zone		0	0.00	0	0.00	0	0.00	0	0.00
Cover depth		0	0.00	0	0.00	0	0.00	0	0.00
Density of cover material		0	0.00	0	0.00	0	0.00	0	0.00
Cover erosion rate		0	0.00	0	0.00	0	0.00	0	0.00
Outdoor time fraction		0	0.00	0	0.00	0	0.00	0	0.00
Meat		0	0.00	0	0.00	0	0.00	0	0.00
Kd of Th-230 in Contaminated Zone		0	0.00	0	0.00	0	0.00	0	0.00
Kd of Th-230 in Unsaturated Zone 1		0	0.00	0	0.00	0	0.00	0	0.00
Kd of Th-230 in Saturated Zone		0	0.00	0	0.00	0	0.00	0	0.00
Aquatic food		0	0.00	0	0.00	0	0.00	0	0.00
Plant food		0	0.00	0	0.00	0	0.00	0	0.00
Kd of Ra-226 in Contaminated Zone		0	0.00	0	0.00	0	0.00	0	0.00
Kd of Ra-226 in Unsaturated Zone 1		0	0.00	0	0.00	0	0.00	0	0.00
Kd of Ra-226 in Saturated Zone		0	0.00	0	0.00	0	0.00	0	0.00
Kd of Pb-210 in Contaminated Zone		0	0.00	0	0.00	0	0.00	0	0.00
Kd of Pb-210 in Unsaturated Zone 1		0	0.00	0	0.00	0	0.00	0	0.00
Kd of Pb-210 in Saturated Zone		0	0.00	0	0.00	0	0.00	0	0.00
Kd of Ra-228 in Contaminated Zone		0	0.00	0	0.00	0	0.00	0	0.00
Kd of Ra-228 in Unsaturated Zone 1		0	0.00	0	0.00	0	0.00	0	0.00
Kd of Ra-228 in Saturated Zone		0	0.00	0	0.00	0	0.00	0	0.00
R-SQUARE			0.00		0.00		0.00		0.00

-Rank is set to zero if the dose is zero or the correlation matrix is singular.

-R-SQUARE varies between 0 and 1 and is called the coefficient of determination; it provides a measure of the variation in the dependent variable (Dose) explained by regression on the independent variables.

Coefficients for peak Milk (WaterDep.) Dose
 Coefficient =
 Repetition =

Description of Probabilistic Variable	PCC 1		SRC 1		PRCC 1		SRRC 1	
	Sig	Coeff	Sig	Coeff	Sig	Coeff	Sig	Coeff
Density of saturated zone	0	0.00	0	0.00	0	0.00	0	0.00
Density of Unsaturated zone 1	0	0.00	0	0.00	0	0.00	0	0.00
Depth of roots	0	0.00	0	0.00	0	0.00	0	0.00
Saturated zone hydraulic conductivity	0	0.00	0	0.00	0	0.00	0	0.00
Thickness of Unsaturated zone 1	0	0.00	0	0.00	0	0.00	0	0.00
Contaminated zone b parameter	0	0.00	0	0.00	0	0.00	0	0.00
Saturated zone b parameter	0	0.00	0	0.00	0	0.00	0	0.00
Contaminated zone erosion rate	0	0.00	0	0.00	0	0.00	0	0.00
Contaminated zone hydraulic conductivity	0	0.00	0	0.00	0	0.00	0	0.00
Evapotranspiration coefficient	0	0.00	0	0.00	0	0.00	0	0.00
Runoff coefficient	0	0.00	0	0.00	0	0.00	0	0.00
Saturated zone hydraulic gradient	0	0.00	0	0.00	0	0.00	0	0.00
Weathering removal constant of all vegetation	0	0.00	0	0.00	0	0.00	0	0.00
Wind Speed	0	0.00	0	0.00	0	0.00	0	0.00
Mass loading for inhalation	0	0.00	0	0.00	0	0.00	0	0.00
Depth of soil mixing layer	0	0.00	0	0.00	0	0.00	0	0.00
Density of contaminated zone	0	0.00	0	0.00	0	0.00	0	0.00
Inhalation rate	0	0.00	0	0.00	0	0.00	0	0.00
Soil ingestion	0	0.00	0	0.00	0	0.00	0	0.00
Kd of Th-230 in Contaminated Zone	0	0.00	0	0.00	0	0.00	0	0.00
Kd of Th-230 in Unsaturated Zone 1	0	0.00	0	0.00	0	0.00	0	0.00
Kd of Th-230 in Saturated Zone	0	0.00	0	0.00	0	0.00	0	0.00
Kd of Th-228 in Contaminated Zone	0	0.00	0	0.00	0	0.00	0	0.00
Kd of Th-228 in Unsaturated Zone 1	0	0.00	0	0.00	0	0.00	0	0.00
Kd of Th-228 in Saturated Zone	0	0.00	0	0.00	0	0.00	0	0.00
Area of contaminated zone	0	0.00	0	0.00	0	0.00	0	0.00
Thickness of contaminated zone	0	0.00	0	0.00	0	0.00	0	0.00
Cover depth	0	0.00	0	0.00	0	0.00	0	0.00
Density of cover material	0	0.00	0	0.00	0	0.00	0	0.00
Cover erosion rate	0	0.00	0	0.00	0	0.00	0	0.00
Outdoor time fraction	0	0.00	0	0.00	0	0.00	0	0.00
Meat	0	0.00	0	0.00	0	0.00	0	0.00
Kd of Th-230 in Contaminated Zone	0	0.00	0	0.00	0	0.00	0	0.00
Kd of Th-230 in Unsaturated Zone 1	0	0.00	0	0.00	0	0.00	0	0.00
Kd of Th-230 in Saturated Zone	0	0.00	0	0.00	0	0.00	0	0.00
Aquatic food	0	0.00	0	0.00	0	0.00	0	0.00
Plant food	0	0.00	0	0.00	0	0.00	0	0.00
Kd of Ra-226 in Contaminated Zone	0	0.00	0	0.00	0	0.00	0	0.00
Kd of Ra-226 in Unsaturated Zone 1	0	0.00	0	0.00	0	0.00	0	0.00
Kd of Ra-226 in Saturated Zone	0	0.00	0	0.00	0	0.00	0	0.00
Kd of Pb-210 in Contaminated Zone	0	0.00	0	0.00	0	0.00	0	0.00
Kd of Pb-210 in Unsaturated Zone 1	0	0.00	0	0.00	0	0.00	0	0.00
Kd of Pb-210 in Saturated Zone	0	0.00	0	0.00	0	0.00	0	0.00
Kd of Ra-228 in Contaminated Zone	0	0.00	0	0.00	0	0.00	0	0.00
Kd of Ra-228 in Unsaturated Zone 1	0	0.00	0	0.00	0	0.00	0	0.00
Kd of Ra-228 in Saturated Zone	0	0.00	0	0.00	0	0.00	0	0.00
R-SQUARE		0.00		0.00		0.00		0.00

-Rank is set to zero if the dose is zero or the correlation matrix is singular.

-R-SQUARE varies between 0 and 1 and is called the coefficient of determination; it provides a measure of the variation in the dependent variable (Dose) explained by regression on the independent variables.

Coefficients for peak Milk (WaterDep.) Dose
 Coefficient =
 Repetition =

Description of Probabilistic Variable	PCC 2		SRC 2		PRCC 2		SRRC 2	
	Sig	Coeff	Sig	Coeff	Sig	Coeff	Sig	Coeff
Density of saturated zone	0	0.00	0	0.00	0	0.00	0	0.00
Density of Unsaturated zone 1	0	0.00	0	0.00	0	0.00	0	0.00
Depth of roots	0	0.00	0	0.00	0	0.00	0	0.00
Saturated zone hydraulic conductivity	0	0.00	0	0.00	0	0.00	0	0.00
Thickness of Unsaturated zone 1	0	0.00	0	0.00	0	0.00	0	0.00
Contaminated zone b parameter	0	0.00	0	0.00	0	0.00	0	0.00
Saturated zone b parameter	0	0.00	0	0.00	0	0.00	0	0.00
Contaminated zone erosion rate	0	0.00	0	0.00	0	0.00	0	0.00
Contaminated zone hydraulic conductivity	0	0.00	0	0.00	0	0.00	0	0.00
Evapotranspiration coefficient	0	0.00	0	0.00	0	0.00	0	0.00
Runoff coefficient	0	0.00	0	0.00	0	0.00	0	0.00
Saturated zone hydraulic gradient	0	0.00	0	0.00	0	0.00	0	0.00
Weathering removal constant of all vegetation	0	0.00	0	0.00	0	0.00	0	0.00
Wind Speed	0	0.00	0	0.00	0	0.00	0	0.00
Mass loading for inhalation	0	0.00	0	0.00	0	0.00	0	0.00
Depth of soil mixing layer	0	0.00	0	0.00	0	0.00	0	0.00
Density of contaminated zone	0	0.00	0	0.00	0	0.00	0	0.00
Inhalation rate	0	0.00	0	0.00	0	0.00	0	0.00
Soil ingestion	0	0.00	0	0.00	0	0.00	0	0.00
Kd of Th-230 in Contaminated Zone	0	0.00	0	0.00	0	0.00	0	0.00
Kd of Th-230 in Unsaturated Zone 1	0	0.00	0	0.00	0	0.00	0	0.00
Kd of Th-230 in Saturated Zone	0	0.00	0	0.00	0	0.00	0	0.00
Kd of Th-228 in Contaminated Zone	0	0.00	0	0.00	0	0.00	0	0.00
Kd of Th-228 in Unsaturated Zone 1	0	0.00	0	0.00	0	0.00	0	0.00
Kd of Th-228 in Saturated Zone	0	0.00	0	0.00	0	0.00	0	0.00
Area of contaminated zone	0	0.00	0	0.00	0	0.00	0	0.00
Thickness of contaminated zone	0	0.00	0	0.00	0	0.00	0	0.00
Cover depth	0	0.00	0	0.00	0	0.00	0	0.00
Density of cover material	0	0.00	0	0.00	0	0.00	0	0.00
Cover erosion rate	0	0.00	0	0.00	0	0.00	0	0.00
Outdoor time fraction	0	0.00	0	0.00	0	0.00	0	0.00
Meat	0	0.00	0	0.00	0	0.00	0	0.00
Kd of Th-230 in Contaminated Zone	0	0.00	0	0.00	0	0.00	0	0.00
Kd of Th-230 in Unsaturated Zone 1	0	0.00	0	0.00	0	0.00	0	0.00
Kd of Th-230 in Saturated Zone	0	0.00	0	0.00	0	0.00	0	0.00
Aquatic food	0	0.00	0	0.00	0	0.00	0	0.00
Plant food	0	0.00	0	0.00	0	0.00	0	0.00
Kd of Ra-226 in Contaminated Zone	0	0.00	0	0.00	0	0.00	0	0.00
Kd of Ra-226 in Unsaturated Zone 1	0	0.00	0	0.00	0	0.00	0	0.00
Kd of Ra-226 in Saturated Zone	0	0.00	0	0.00	0	0.00	0	0.00
Kd of Pb-210 in Contaminated Zone	0	0.00	0	0.00	0	0.00	0	0.00
Kd of Pb-210 in Unsaturated Zone 1	0	0.00	0	0.00	0	0.00	0	0.00
Kd of Pb-210 in Saturated Zone	0	0.00	0	0.00	0	0.00	0	0.00
Kd of Ra-228 in Contaminated Zone	0	0.00	0	0.00	0	0.00	0	0.00
Kd of Ra-228 in Unsaturated Zone 1	0	0.00	0	0.00	0	0.00	0	0.00
Kd of Ra-228 in Saturated Zone	0	0.00	0	0.00	0	0.00	0	0.00
R-SQUARE		0.00		0.00		0.00		0.00

-Rank is set to zero if the dose is zero or the correlation matrix is singular.

-R-SQUARE varies between 0 and 1 and is called the coefficient of determination; it provides a measure of the variation in the dependent variable (Dose) explained by regression on the independent variables.

Coefficients for peak Milk (WaterDep.) Dose
 Coefficient =
 Repetition =

Description of Probabilistic Variable	PCC 3		SRC 3		PRCC 3		SRRC 3	
	Sig	Coeff	Sig	Coeff	Sig	Coeff	Sig	Coeff
Density of saturated zone	0	0.00	0	0.00	0	0.00	0	0.00
Density of Unsaturated zone 1	0	0.00	0	0.00	0	0.00	0	0.00
Depth of roots	0	0.00	0	0.00	0	0.00	0	0.00
Saturated zone hydraulic conductivity	0	0.00	0	0.00	0	0.00	0	0.00
Thickness of Unsaturated zone 1	0	0.00	0	0.00	0	0.00	0	0.00
Contaminated zone b parameter	0	0.00	0	0.00	0	0.00	0	0.00
Saturated zone b parameter	0	0.00	0	0.00	0	0.00	0	0.00
Contaminated zone erosion rate	0	0.00	0	0.00	0	0.00	0	0.00
Contaminated zone hydraulic conductivity	0	0.00	0	0.00	0	0.00	0	0.00
Evapotranspiration coefficient	0	0.00	0	0.00	0	0.00	0	0.00
Runoff coefficient	0	0.00	0	0.00	0	0.00	0	0.00
Saturated zone hydraulic gradient	0	0.00	0	0.00	0	0.00	0	0.00
Weathering removal constant of all vegetation	0	0.00	0	0.00	0	0.00	0	0.00
Wind Speed	0	0.00	0	0.00	0	0.00	0	0.00
Mass loading for inhalation	0	0.00	0	0.00	0	0.00	0	0.00
Depth of soil mixing layer	0	0.00	0	0.00	0	0.00	0	0.00
Density of contaminated zone	0	0.00	0	0.00	0	0.00	0	0.00
Inhalation rate	0	0.00	0	0.00	0	0.00	0	0.00
Soil ingestion	0	0.00	0	0.00	0	0.00	0	0.00
Kd of Th-230 in Contaminated Zone	0	0.00	0	0.00	0	0.00	0	0.00
Kd of Th-230 in Unsaturated Zone 1	0	0.00	0	0.00	0	0.00	0	0.00
Kd of Th-230 in Saturated Zone	0	0.00	0	0.00	0	0.00	0	0.00
Kd of Th-228 in Contaminated Zone	0	0.00	0	0.00	0	0.00	0	0.00
Kd of Th-228 in Unsaturated Zone 1	0	0.00	0	0.00	0	0.00	0	0.00
Kd of Th-228 in Saturated Zone	0	0.00	0	0.00	0	0.00	0	0.00
Area of contaminated zone	0	0.00	0	0.00	0	0.00	0	0.00
Thickness of contaminated zone	0	0.00	0	0.00	0	0.00	0	0.00
Cover depth	0	0.00	0	0.00	0	0.00	0	0.00
Density of cover material	0	0.00	0	0.00	0	0.00	0	0.00
Cover erosion rate	0	0.00	0	0.00	0	0.00	0	0.00
Outdoor time fraction	0	0.00	0	0.00	0	0.00	0	0.00
Meat	0	0.00	0	0.00	0	0.00	0	0.00
Kd of Th-230 in Contaminated Zone	0	0.00	0	0.00	0	0.00	0	0.00
Kd of Th-230 in Unsaturated Zone 1	0	0.00	0	0.00	0	0.00	0	0.00
Kd of Th-230 in Saturated Zone	0	0.00	0	0.00	0	0.00	0	0.00
Aquatic food	0	0.00	0	0.00	0	0.00	0	0.00
Plant food	0	0.00	0	0.00	0	0.00	0	0.00
Kd of Ra-226 in Contaminated Zone	0	0.00	0	0.00	0	0.00	0	0.00
Kd of Ra-226 in Unsaturated Zone 1	0	0.00	0	0.00	0	0.00	0	0.00
Kd of Ra-226 in Saturated Zone	0	0.00	0	0.00	0	0.00	0	0.00
Kd of Pb-210 in Contaminated Zone	0	0.00	0	0.00	0	0.00	0	0.00
Kd of Pb-210 in Unsaturated Zone 1	0	0.00	0	0.00	0	0.00	0	0.00
Kd of Pb-210 in Saturated Zone	0	0.00	0	0.00	0	0.00	0	0.00
Kd of Ra-228 in Contaminated Zone	0	0.00	0	0.00	0	0.00	0	0.00
Kd of Ra-228 in Unsaturated Zone 1	0	0.00	0	0.00	0	0.00	0	0.00
Kd of Ra-228 in Saturated Zone	0	0.00	0	0.00	0	0.00	0	0.00
R-SQUARE		0.00		0.00		0.00		0.00

-Rank is set to zero if the dose is zero or the correlation matrix is singular.

-R-SQUARE varies between 0 and 1 and is called the coefficient of determination; it provides a measure of the variation in the dependent variable (Dose) explained by regression on the independent variables.

Coefficients for peak Milk (WaterDep.) Dose
 Coefficient =
 Repetition =

Description of Probabilistic Variable	PCC 4		SRC 4		PRCC 4		SRRC 4	
	Sig	Coeff	Sig	Coeff	Sig	Coeff	Sig	Coeff
Density of saturated zone	0	0.00	0	0.00	0	0.00	0	0.00
Density of Unsaturated zone 1	0	0.00	0	0.00	0	0.00	0	0.00
Depth of roots	0	0.00	0	0.00	0	0.00	0	0.00
Saturated zone hydraulic conductivity	0	0.00	0	0.00	0	0.00	0	0.00
Thickness of Unsaturated zone 1	0	0.00	0	0.00	0	0.00	0	0.00
Contaminated zone b parameter	0	0.00	0	0.00	0	0.00	0	0.00
Saturated zone b parameter	0	0.00	0	0.00	0	0.00	0	0.00
Contaminated zone erosion rate	0	0.00	0	0.00	0	0.00	0	0.00
Contaminated zone hydraulic conductivity	0	0.00	0	0.00	0	0.00	0	0.00
Evapotranspiration coefficient	0	0.00	0	0.00	0	0.00	0	0.00
Runoff coefficient	0	0.00	0	0.00	0	0.00	0	0.00
Saturated zone hydraulic gradient	0	0.00	0	0.00	0	0.00	0	0.00
Weathering removal constant of all vegetation	0	0.00	0	0.00	0	0.00	0	0.00
Wind Speed	0	0.00	0	0.00	0	0.00	0	0.00
Mass loading for inhalation	0	0.00	0	0.00	0	0.00	0	0.00
Depth of soil mixing layer	0	0.00	0	0.00	0	0.00	0	0.00
Density of contaminated zone	0	0.00	0	0.00	0	0.00	0	0.00
Inhalation rate	0	0.00	0	0.00	0	0.00	0	0.00
Soil ingestion	0	0.00	0	0.00	0	0.00	0	0.00
Kd of Th-230 in Contaminated Zone	0	0.00	0	0.00	0	0.00	0	0.00
Kd of Th-230 in Unsaturated Zone 1	0	0.00	0	0.00	0	0.00	0	0.00
Kd of Th-230 in Saturated Zone	0	0.00	0	0.00	0	0.00	0	0.00
Kd of Th-228 in Contaminated Zone	0	0.00	0	0.00	0	0.00	0	0.00
Kd of Th-228 in Unsaturated Zone 1	0	0.00	0	0.00	0	0.00	0	0.00
Kd of Th-228 in Saturated Zone	0	0.00	0	0.00	0	0.00	0	0.00
Area of contaminated zone	0	0.00	0	0.00	0	0.00	0	0.00
Thickness of contaminated zone	0	0.00	0	0.00	0	0.00	0	0.00
Cover depth	0	0.00	0	0.00	0	0.00	0	0.00
Density of cover material	0	0.00	0	0.00	0	0.00	0	0.00
Cover erosion rate	0	0.00	0	0.00	0	0.00	0	0.00
Outdoor time fraction	0	0.00	0	0.00	0	0.00	0	0.00
Meat	0	0.00	0	0.00	0	0.00	0	0.00
Kd of Th-230 in Contaminated Zone	0	0.00	0	0.00	0	0.00	0	0.00
Kd of Th-230 in Unsaturated Zone 1	0	0.00	0	0.00	0	0.00	0	0.00
Kd of Th-230 in Saturated Zone	0	0.00	0	0.00	0	0.00	0	0.00
Aquatic food	0	0.00	0	0.00	0	0.00	0	0.00
Plant food	0	0.00	0	0.00	0	0.00	0	0.00
Kd of Ra-226 in Contaminated Zone	0	0.00	0	0.00	0	0.00	0	0.00
Kd of Ra-226 in Unsaturated Zone 1	0	0.00	0	0.00	0	0.00	0	0.00
Kd of Ra-226 in Saturated Zone	0	0.00	0	0.00	0	0.00	0	0.00
Kd of Pb-210 in Contaminated Zone	0	0.00	0	0.00	0	0.00	0	0.00
Kd of Pb-210 in Unsaturated Zone 1	0	0.00	0	0.00	0	0.00	0	0.00
Kd of Pb-210 in Saturated Zone	0	0.00	0	0.00	0	0.00	0	0.00
Kd of Ra-228 in Contaminated Zone	0	0.00	0	0.00	0	0.00	0	0.00
Kd of Ra-228 in Unsaturated Zone 1	0	0.00	0	0.00	0	0.00	0	0.00
Kd of Ra-228 in Saturated Zone	0	0.00	0	0.00	0	0.00	0	0.00
R-SQUARE		0.00		0.00		0.00		0.00

-Rank is set to zero if the dose is zero or the correlation matrix is singular.

-R-SQUARE varies between 0 and 1 and is called the coefficient of determination; it provides a measure of the variation in the dependent variable (Dose) explained by regression on the independent variables.

Coefficients for peak Milk (WaterDep.) Dose
 Coefficient =
 Repetition =

Description of Probabilistic Variable	PCC 5		SRC 5		PRCC 5		SRRC 5	
	Sig	Coeff	Sig	Coeff	Sig	Coeff	Sig	Coeff
Density of saturated zone	0	0.00	0	0.00	0	0.00	0	0.00
Density of Unsaturated zone 1	0	0.00	0	0.00	0	0.00	0	0.00
Depth of roots	0	0.00	0	0.00	0	0.00	0	0.00
Saturated zone hydraulic conductivity	0	0.00	0	0.00	0	0.00	0	0.00
Thickness of Unsaturated zone 1	0	0.00	0	0.00	0	0.00	0	0.00
Contaminated zone b parameter	0	0.00	0	0.00	0	0.00	0	0.00
Saturated zone b parameter	0	0.00	0	0.00	0	0.00	0	0.00
Contaminated zone erosion rate	0	0.00	0	0.00	0	0.00	0	0.00
Contaminated zone hydraulic conductivity	0	0.00	0	0.00	0	0.00	0	0.00
Evapotranspiration coefficient	0	0.00	0	0.00	0	0.00	0	0.00
Runoff coefficient	0	0.00	0	0.00	0	0.00	0	0.00
Saturated zone hydraulic gradient	0	0.00	0	0.00	0	0.00	0	0.00
Weathering removal constant of all vegetation	0	0.00	0	0.00	0	0.00	0	0.00
Wind Speed	0	0.00	0	0.00	0	0.00	0	0.00
Mass loading for inhalation	0	0.00	0	0.00	0	0.00	0	0.00
Depth of soil mixing layer	0	0.00	0	0.00	0	0.00	0	0.00
Density of contaminated zone	0	0.00	0	0.00	0	0.00	0	0.00
Inhalation rate	0	0.00	0	0.00	0	0.00	0	0.00
Soil ingestion	0	0.00	0	0.00	0	0.00	0	0.00
Kd of Th-230 in Contaminated Zone	0	0.00	0	0.00	0	0.00	0	0.00
Kd of Th-230 in Unsaturated Zone 1	0	0.00	0	0.00	0	0.00	0	0.00
Kd of Th-230 in Saturated Zone	0	0.00	0	0.00	0	0.00	0	0.00
Kd of Th-228 in Contaminated Zone	0	0.00	0	0.00	0	0.00	0	0.00
Kd of Th-228 in Unsaturated Zone 1	0	0.00	0	0.00	0	0.00	0	0.00
Kd of Th-228 in Saturated Zone	0	0.00	0	0.00	0	0.00	0	0.00
Area of contaminated zone	0	0.00	0	0.00	0	0.00	0	0.00
Thickness of contaminated zone	0	0.00	0	0.00	0	0.00	0	0.00
Cover depth	0	0.00	0	0.00	0	0.00	0	0.00
Density of cover material	0	0.00	0	0.00	0	0.00	0	0.00
Cover erosion rate	0	0.00	0	0.00	0	0.00	0	0.00
Outdoor time fraction	0	0.00	0	0.00	0	0.00	0	0.00
Meat	0	0.00	0	0.00	0	0.00	0	0.00
Kd of Th-230 in Contaminated Zone	0	0.00	0	0.00	0	0.00	0	0.00
Kd of Th-230 in Unsaturated Zone 1	0	0.00	0	0.00	0	0.00	0	0.00
Kd of Th-230 in Saturated Zone	0	0.00	0	0.00	0	0.00	0	0.00
Aquatic food	0	0.00	0	0.00	0	0.00	0	0.00
Plant food	0	0.00	0	0.00	0	0.00	0	0.00
Kd of Ra-226 in Contaminated Zone	0	0.00	0	0.00	0	0.00	0	0.00
Kd of Ra-226 in Unsaturated Zone 1	0	0.00	0	0.00	0	0.00	0	0.00
Kd of Ra-226 in Saturated Zone	0	0.00	0	0.00	0	0.00	0	0.00
Kd of Pb-210 in Contaminated Zone	0	0.00	0	0.00	0	0.00	0	0.00
Kd of Pb-210 in Unsaturated Zone 1	0	0.00	0	0.00	0	0.00	0	0.00
Kd of Pb-210 in Saturated Zone	0	0.00	0	0.00	0	0.00	0	0.00
Kd of Ra-228 in Contaminated Zone	0	0.00	0	0.00	0	0.00	0	0.00
Kd of Ra-228 in Unsaturated Zone 1	0	0.00	0	0.00	0	0.00	0	0.00
Kd of Ra-228 in Saturated Zone	0	0.00	0	0.00	0	0.00	0	0.00
R-SQUARE		0.00		0.00		0.00		0.00

-Rank is set to zero if the dose is zero or the correlation matrix is singular.

-R-SQUARE varies between 0 and 1 and is called the coefficient of determination; it provides a measure of the variation in the dependent variable (Dose) explained by regression on the independent variables.

Coefficients for peak Pb-210 Dose		PCC		SRC		PRCC		SRRC	
Coefficient =		1		1		1		1	
Repetition =									
Description of Probabilistic Variable		Sig	Coeff	Sig	Coeff	Sig	Coeff	Sig	Coeff
Density of saturated zone		14	-0.04	16	-0.04	18	-0.06	25	-0.02
Density of Unsaturated zone 1		41	-0.01	41	-0.01	7	-0.10	8	-0.03
Depth of roots		39	-0.01	39	-0.01	8	-0.10	10	-0.03
Saturated zone hydraulic conductivity		30	-0.02	31	-0.02	10	-0.09	13	-0.02
Thickness of Unsaturated zone 1		31	-0.02	24	-0.02	23	-0.04	21	-0.02
Contaminated zone b parameter		18	-0.03	19	-0.03	30	-0.03	33	-0.01
Saturated zone b parameter		19	0.03	21	0.03	14	-0.07	19	-0.02
Contaminated zone erosion rate		33	-0.02	35	-0.02	11	0.08	15	0.02
Contaminated zone hydraulic conductivity		15	-0.04	17	-0.04	36	-0.02	40	-0.01
Evapotranspiration coefficient		38	-0.01	38	-0.01	34	-0.03	39	-0.01
Runoff coefficient		20	0.03	20	0.03	26	-0.04	30	-0.01
Saturated zone hydraulic gradient		42	-0.01	42	-0.01	31	0.03	35	0.01
Weathering removal constant of all vegetation		37	-0.01	37	-0.01	5	0.14	5	0.04
Wind Speed		5	0.09	6	0.09	17	0.06	24	0.02
Mass loading for inhalation		11	-0.06	11	-0.05	38	0.02	41	0.00
Depth of soil mixing layer		34	-0.02	36	-0.01	6	-0.11	7	-0.03
Density of contaminated zone		7	0.09	7	0.08	41	-0.01	43	0.00
Inhalation rate		27	-0.02	29	-0.02	22	-0.04	28	-0.01
Soil ingestion		45	0.00	45	0.00	25	0.04	29	0.01
Kd of Th-230 in Contaminated Zone		2	-0.13	2	-0.54	39	0.02	22	0.02
Kd of Th-230 in Unsaturated Zone 1		44	0.00	44	0.00	28	0.03	17	0.02
Kd of Th-230 in Saturated Zone		29	-0.02	30	-0.02	20	-0.05	11	-0.03
Kd of Th-228 in Contaminated Zone		4	0.12	1	0.73	43	-0.01	32	-0.01
Kd of Th-228 in Unsaturated Zone 1		22	0.03	23	0.03	19	0.05	6	0.03
Kd of Th-228 in Saturated Zone		28	0.02	28	0.02	35	-0.02	9	-0.03
Area of contaminated zone		10	0.07	10	0.07	33	0.03	37	0.01
Thickness of contaminated zone		16	-0.04	12	-0.05	29	0.03	26	0.01
Cover depth		25	-0.02	27	-0.02	1	-0.94	1	-0.78
Density of cover material		6	-0.09	5	-0.09	2	-0.89	2	-0.55
Cover erosion rate		17	-0.04	18	-0.04	44	0.01	44	0.00
Outdoor time fraction		23	0.02	25	0.02	3	0.24	3	0.07
Meat		12	-0.05	13	-0.05	21	-0.05	27	-0.01
Kd of Th-230 in Contaminated Zone		3	-0.13	3	-0.53	42	-0.01	38	-0.01
Kd of Th-230 in Unsaturated Zone 1		43	0.00	43	0.00	24	0.04	14	0.02
Kd of Th-230 in Saturated Zone		21	-0.03	15	-0.04	37	0.02	34	0.01
Aquatic food		8	-0.08	8	-0.07	45	0.00	45	0.00
Plant food		24	-0.02	26	-0.02	27	-0.04	31	-0.01
Kd of Ra-226 in Contaminated Zone		1	0.35	4	0.35	46	0.00	46	0.00
Kd of Ra-226 in Unsaturated Zone 1		26	0.02	22	0.03	32	-0.03	36	-0.01
Kd of Ra-226 in Saturated Zone		40	-0.01	40	-0.01	15	-0.06	20	-0.02
Kd of Pb-210 in Contaminated Zone		13	-0.04	14	-0.04	13	-0.07	18	-0.02
Kd of Pb-210 in Unsaturated Zone 1		35	0.02	34	0.02	4	-0.16	4	-0.04
Kd of Pb-210 in Saturated Zone		36	-0.01	33	-0.02	16	-0.06	23	-0.02
Kd of Ra-228 in Contaminated Zone		46	0.00	46	0.00	12	0.07	16	0.02
Kd of Ra-228 in Unsaturated Zone 1		9	0.07	9	0.07	9	0.09	12	0.03
Kd of Ra-228 in Saturated Zone		32	-0.02	32	-0.02	40	0.02	42	0.00
R-SQUARE			0.20		0.20		0.93		0.93

-Rank is set to zero if the dose is zero or the correlation matrix is singular.

-R-SQUARE varies between 0 and 1 and is called the coefficient of determination; it provides a measure of the variation in the dependent variable (Dose) explained by regression on the independent variables.

Coefficients for peak Pb-210 Dose		PCC		SRC		PRCC		SRRC	
Coefficient =		2		2		2		2	
Repetition =									
Description of Probabilistic Variable		Sig	Coeff	Sig	Coeff	Sig	Coeff	Sig	Coeff
Density of saturated zone		7	0.07	10	0.07	32	0.03	33	0.01
Density of Unsaturated zone 1		36	-0.02	37	-0.01	19	-0.08	22	-0.02
Depth of roots		39	-0.01	39	-0.01	30	0.04	31	0.01
Saturated zone hydraulic conductivity		34	-0.02	34	-0.02	16	-0.08	20	-0.02
Thickness of Unsaturated zone 1		28	0.02	23	0.03	42	0.02	37	0.01
Contaminated zone b parameter		9	-0.06	12	-0.06	43	0.02	43	0.00
Saturated zone b parameter		13	-0.04	17	-0.04	21	-0.08	24	-0.02
Contaminated zone erosion rate		12	-0.05	15	-0.05	12	0.09	16	0.02
Contaminated zone hydraulic conductivity		3	0.11	7	0.11	11	0.09	15	0.02
Evapotranspiration coefficient		6	0.10	9	0.09	13	0.09	17	0.02
Runoff coefficient		11	0.05	14	0.05	14	0.09	18	0.02
Saturated zone hydraulic gradient		1	0.14	3	0.14	15	0.09	19	0.02
Weathering removal constant of all vegetation		8	0.06	11	0.06	29	0.04	30	0.01
Wind Speed		30	0.02	30	0.02	39	-0.03	41	-0.01
Mass loading for inhalation		14	0.04	18	0.04	46	0.00	46	0.00
Depth of soil mixing layer		26	-0.02	28	-0.02	35	0.03	38	0.01
Density of contaminated zone		32	0.02	32	0.02	25	-0.06	27	-0.02
Inhalation rate		24	-0.03	25	-0.03	4	0.15	12	0.04
Soil ingestion		10	0.06	13	0.06	33	-0.03	35	-0.01
Kd of Th-230 in Contaminated Zone		23	-0.03	5	-0.13	27	-0.06	7	-0.06
Kd of Th-230 in Unsaturated Zone 1		44	-0.01	44	-0.01	38	0.03	28	0.02
Kd of Th-230 in Saturated Zone		41	-0.01	41	-0.01	5	0.13	5	0.07
Kd of Th-228 in Contaminated Zone		18	0.04	1	0.23	24	0.07	4	0.10
Kd of Th-228 in Unsaturated Zone 1		21	-0.03	21	-0.04	18	0.08	11	0.04
Kd of Th-228 in Saturated Zone		15	0.04	16	0.05	8	-0.10	3	-0.13
Area of contaminated zone		4	-0.10	8	-0.10	17	-0.08	21	-0.02
Thickness of contaminated zone		5	0.10	4	0.13	41	0.02	34	0.01
Cover depth		35	-0.02	35	-0.02	1	-0.95	1	-0.82
Density of cover material		2	0.11	6	0.11	2	-0.90	2	-0.52
Cover erosion rate		20	-0.03	22	-0.03	20	-0.08	23	-0.02
Outdoor time fraction		16	-0.04	19	-0.04	3	0.22	6	0.06
Meat		17	-0.04	20	-0.04	28	-0.05	29	-0.01
Kd of Th-230 in Contaminated Zone		19	-0.03	2	-0.14	26	-0.06	8	-0.06
Kd of Th-230 in Unsaturated Zone 1		40	-0.01	40	-0.01	6	0.10	10	0.05
Kd of Th-230 in Saturated Zone		25	-0.03	26	-0.03	10	0.10	9	0.05
Aquatic food		33	-0.02	33	-0.02	44	0.01	44	0.00
Plant food		45	0.00	45	0.00	34	-0.03	36	-0.01
Kd of Ra-226 in Contaminated Zone		27	-0.02	27	-0.02	9	-0.10	14	-0.03
Kd of Ra-226 in Unsaturated Zone 1		38	-0.01	38	-0.01	31	-0.04	32	-0.01
Kd of Ra-226 in Saturated Zone		42	0.01	42	0.01	22	-0.08	25	-0.02
Kd of Pb-210 in Contaminated Zone		22	-0.03	24	-0.03	40	-0.02	42	-0.01
Kd of Pb-210 in Unsaturated Zone 1		29	-0.02	29	-0.02	36	-0.03	39	-0.01
Kd of Pb-210 in Saturated Zone		31	0.02	31	0.02	23	-0.07	26	-0.02
Kd of Ra-228 in Contaminated Zone		46	0.00	46	0.00	37	0.03	40	0.01
Kd of Ra-228 in Unsaturated Zone 1		43	-0.01	43	-0.01	7	0.10	13	0.03
Kd of Ra-228 in Saturated Zone		37	-0.02	36	-0.02	45	0.00	45	0.00
R-SQUARE		0.10		0.10		0.94		0.94	

-Rank is set to zero if the dose is zero or the correlation matrix is singular.

-R-SQUARE varies between 0 and 1 and is called the coefficient of determination; it provides a measure of the variation in the dependent variable (Dose) explained by regression on the independent variables.

Coefficients for peak Pb-210 Dose
 Coefficient =
 Repetition =

Description of Probabilistic Variable	PCC 3		SRC 3		PRCC 3		SRRC 3	
	Sig	Coeff	Sig	Coeff	Sig	Coeff	Sig	Coeff
Density of saturated zone	45	0.00	45	0.00	16	0.09	16	0.02
Density of Unsaturated zone 1	25	0.02	27	0.02	13	-0.10	15	-0.03
Depth of roots	28	-0.02	30	-0.02	27	-0.05	29	-0.01
Saturated zone hydraulic conductivity	43	0.00	43	0.00	30	0.04	31	0.01
Thickness of Unsaturated zone 1	31	0.02	26	0.02	38	-0.02	35	-0.01
Contaminated zone b parameter	29	0.02	29	0.02	6	-0.13	12	-0.03
Saturated zone b parameter	32	0.01	34	0.01	39	-0.01	39	0.00
Contaminated zone erosion rate	4	-0.08	7	-0.08	19	-0.07	20	-0.02
Contaminated zone hydraulic conductivity	19	-0.03	19	-0.03	31	-0.04	32	-0.01
Evapotranspiration coefficient	10	-0.05	14	-0.05	41	0.01	41	0.00
Runoff coefficient	11	-0.05	13	-0.05	46	0.00	46	0.00
Saturated zone hydraulic gradient	1	0.31	1	0.33	40	0.01	40	0.00
Weathering removal constant of all vegetation	3	-0.08	6	-0.08	43	0.01	44	0.00
Wind Speed	20	0.03	21	0.03	22	0.06	23	0.02
Mass loading for inhalation	30	-0.02	31	-0.02	42	0.01	42	0.00
Depth of soil mixing layer	18	-0.03	18	-0.03	24	0.06	26	0.01
Density of contaminated zone	6	0.06	10	0.06	28	0.05	30	0.01
Inhalation rate	15	0.05	16	0.04	26	-0.06	28	-0.01
Soil ingestion	5	-0.07	8	-0.07	18	0.07	18	0.02
Kd of Th-230 in Contaminated Zone	14	-0.05	3	-0.17	12	0.10	5	0.09
Kd of Th-230 in Unsaturated Zone 1	21	0.03	20	0.03	7	0.13	8	0.06
Kd of Th-230 in Saturated Zone	35	-0.01	33	-0.01	34	0.03	25	0.02
Kd of Th-228 in Contaminated Zone	13	0.05	2	0.25	9	-0.11	3	-0.15
Kd of Th-228 in Unsaturated Zone 1	24	0.03	24	0.03	11	0.10	9	0.05
Kd of Th-228 in Saturated Zone	7	-0.06	9	-0.06	14	-0.10	4	-0.10
Area of contaminated zone	2	-0.09	5	-0.08	17	0.09	17	0.02
Thickness of contaminated zone	33	0.01	32	0.02	44	0.00	43	0.00
Cover depth	12	-0.05	15	-0.05	1	-0.95	1	-0.80
Density of cover material	9	-0.06	12	-0.05	2	-0.90	2	-0.52
Cover erosion rate	23	-0.03	23	-0.03	35	0.03	36	0.01
Outdoor time fraction	16	0.04	17	0.04	3	0.16	10	0.04
Meat	34	-0.01	36	-0.01	8	0.12	13	0.03
Kd of Th-230 in Contaminated Zone	17	-0.04	4	-0.16	15	0.09	6	0.08
Kd of Th-230 in Unsaturated Zone 1	41	0.00	41	0.00	4	0.13	7	0.06
Kd of Th-230 in Saturated Zone	36	0.01	37	0.01	29	0.04	19	0.02
Aquatic food	27	0.02	28	0.02	33	-0.04	34	-0.01
Plant food	8	0.06	11	0.06	25	-0.06	27	-0.01
Kd of Ra-226 in Contaminated Zone	46	0.00	46	0.00	36	-0.03	37	-0.01
Kd of Ra-226 in Unsaturated Zone 1	44	0.00	44	0.00	45	0.00	45	0.00
Kd of Ra-226 in Saturated Zone	39	-0.01	39	0.00	37	0.03	38	0.01
Kd of Pb-210 in Contaminated Zone	26	-0.02	25	-0.02	21	-0.07	22	-0.02
Kd of Pb-210 in Unsaturated Zone 1	37	-0.01	35	-0.01	20	-0.07	21	-0.02
Kd of Pb-210 in Saturated Zone	22	-0.03	22	-0.03	5	-0.13	11	-0.03
Kd of Ra-228 in Contaminated Zone	38	-0.01	38	-0.01	10	-0.11	14	-0.03
Kd of Ra-228 in Unsaturated Zone 1	42	0.00	42	0.00	32	-0.04	33	-0.01
Kd of Ra-228 in Saturated Zone	40	0.00	40	0.00	23	0.06	24	0.02
R-SQUARE		0.15		0.15		0.94		0.94

-Rank is set to zero if the dose is zero or the correlation matrix is singular.

-R-SQUARE varies between 0 and 1 and is called the coefficient of determination; it provides a measure of the variation in the dependent variable (Dose) explained by regression on the independent variables.

Coefficients for peak Pb-210 Dose
 Coefficient =
 Repetition =

Description of Probabilistic Variable	PCC 4		SRC 4		PRCC 4		SRRC 4	
	Sig	Coeff	Sig	Coeff	Sig	Coeff	Sig	Coeff
Density of saturated zone	8	-0.08	14	-0.07	17	0.07	20	0.02
Density of Unsaturated zone 1	39	0.02	40	0.02	39	-0.01	39	0.00
Depth of roots	3	0.11	4	0.11	36	-0.02	37	-0.01
Saturated zone hydraulic conductivity	1	0.19	1	0.18	11	0.11	14	0.03
Thickness of Unsaturated zone 1	16	-0.05	16	-0.07	32	-0.03	29	-0.01
Contaminated zone b parameter	9	0.08	15	0.07	12	-0.10	15	-0.03
Saturated zone b parameter	37	0.02	39	0.02	31	0.03	33	0.01
Contaminated zone erosion rate	15	-0.06	21	-0.05	35	-0.02	36	-0.01
Contaminated zone hydraulic conductivity	22	-0.04	27	-0.04	26	0.04	30	0.01
Evapotranspiration coefficient	5	0.09	10	0.09	15	-0.08	18	-0.02
Runoff coefficient	2	0.12	3	0.12	16	-0.08	19	-0.02
Saturated zone hydraulic gradient	45	-0.01	45	-0.01	6	0.13	10	0.04
Weathering removal constant of all vegetation	7	-0.08	12	-0.08	9	0.12	12	0.03
Wind Speed	26	-0.03	30	-0.03	19	0.07	22	0.02
Mass loading for inhalation	21	-0.05	26	-0.04	40	-0.01	40	0.00
Depth of soil mixing layer	42	0.01	42	0.01	46	0.01	46	0.00
Density of contaminated zone	23	0.04	28	0.04	21	-0.06	25	-0.02
Inhalation rate	4	0.10	9	0.09	8	0.12	13	0.03
Soil ingestion	12	0.06	19	0.06	43	0.01	45	0.00
Kd of Th-230 in Contaminated Zone	25	0.04	2	0.14	10	-0.12	4	-0.12
Kd of Th-230 in Unsaturated Zone 1	35	0.02	36	0.02	24	0.05	16	0.03
Kd of Th-230 in Saturated Zone	43	0.01	43	0.01	34	0.03	24	0.02
Kd of Th-228 in Contaminated Zone	40	-0.02	8	-0.09	14	0.09	3	0.13
Kd of Th-228 in Unsaturated Zone 1	34	0.02	34	0.02	44	-0.01	41	0.00
Kd of Th-228 in Saturated Zone	29	-0.03	7	-0.10	29	-0.03	8	-0.05
Area of contaminated zone	30	0.03	32	0.03	20	0.07	23	0.02
Thickness of contaminated zone	14	-0.06	13	-0.08	45	-0.01	43	0.00
Cover depth	32	-0.02	33	-0.02	1	-0.94	1	-0.77
Density of cover material	11	-0.07	18	-0.06	2	-0.88	2	-0.53
Cover erosion rate	20	-0.05	24	-0.05	30	-0.03	32	-0.01
Outdoor time fraction	6	-0.09	11	-0.08	3	0.22	6	0.07
Meat	10	0.07	17	0.06	22	0.05	26	0.02
Kd of Th-230 in Contaminated Zone	31	0.03	6	0.10	18	-0.07	5	-0.08
Kd of Th-230 in Unsaturated Zone 1	46	0.00	46	0.00	28	0.03	21	0.02
Kd of Th-230 in Saturated Zone	27	0.03	5	0.11	38	-0.01	34	-0.01
Aquatic food	24	0.04	29	0.04	23	-0.05	27	-0.01
Plant food	19	-0.05	25	-0.05	33	-0.03	35	-0.01
Kd of Ra-226 in Contaminated Zone	36	-0.02	37	-0.02	37	-0.02	38	0.00
Kd of Ra-226 in Unsaturated Zone 1	38	0.02	38	0.02	25	0.05	28	0.01
Kd of Ra-226 in Saturated Zone	28	-0.03	31	-0.03	5	-0.14	9	-0.04
Kd of Pb-210 in Contaminated Zone	41	-0.01	41	-0.01	27	0.04	31	0.01
Kd of Pb-210 in Unsaturated Zone 1	44	0.01	44	0.01	4	-0.17	7	-0.05
Kd of Pb-210 in Saturated Zone	18	-0.05	23	-0.05	7	-0.13	11	-0.04
Kd of Ra-228 in Contaminated Zone	13	-0.06	20	-0.06	13	-0.09	17	-0.03
Kd of Ra-228 in Unsaturated Zone 1	17	-0.05	22	-0.05	41	0.01	42	0.00
Kd of Ra-228 in Saturated Zone	33	-0.02	35	-0.02	42	0.01	44	0.00
R-SQUARE		0.13		0.13		0.92		0.92

-Rank is set to zero if the dose is zero or the correlation matrix is singular.

-R-SQUARE varies between 0 and 1 and is called the coefficient of determination; it provides a measure of the variation in the dependent variable (Dose) explained by regression on the independent variables.

Coefficients for peak Pb-210 Dose
 Coefficient =
 Repetition =

Description of Probabilistic Variable	PCC 5		SRC 5		PRCC 5		SRRC 5	
	Sig	Coeff	Sig	Coeff	Sig	Coeff	Sig	Coeff
Density of saturated zone	11	-0.06	15	-0.06	27	-0.03	34	-0.01
Density of Unsaturated zone 1	21	-0.03	21	-0.03	37	-0.02	40	-0.01
Depth of roots	6	0.09	9	0.08	6	0.11	10	0.03
Saturated zone hydraulic conductivity	40	-0.01	37	-0.01	43	-0.01	43	0.00
Thickness of Unsaturated zone 1	5	-0.10	6	-0.13	12	-0.08	9	-0.03
Contaminated zone b parameter	29	-0.03	29	-0.03	46	0.00	46	0.00
Saturated zone b parameter	24	-0.03	25	-0.03	33	-0.03	36	-0.01
Contaminated zone erosion rate	8	-0.07	11	-0.07	7	-0.11	11	-0.03
Contaminated zone hydraulic conductivity	16	-0.05	19	-0.05	18	0.06	23	0.02
Evapotranspiration coefficient	39	0.01	40	0.01	26	-0.03	33	-0.01
Runoff coefficient	9	-0.07	12	-0.07	14	-0.08	18	-0.02
Saturated zone hydraulic gradient	1	0.20	3	0.19	45	0.00	45	0.00
Weathering removal constant of all vegetation	23	-0.03	24	-0.03	15	-0.07	19	-0.02
Wind Speed	37	-0.01	39	-0.01	19	-0.06	24	-0.02
Mass loading for inhalation	13	0.06	17	0.06	25	0.04	32	0.01
Depth of soil mixing layer	2	0.18	4	0.17	10	0.09	15	0.02
Density of contaminated zone	4	0.10	8	0.10	8	0.10	13	0.03
Inhalation rate	45	0.00	45	0.00	13	-0.08	17	-0.02
Soil ingestion	3	-0.11	7	-0.11	44	-0.01	44	0.00
Kd of Th-230 in Contaminated Zone	19	-0.04	5	-0.17	28	0.03	8	0.04
Kd of Th-230 in Unsaturated Zone 1	35	-0.01	35	-0.01	42	-0.01	38	-0.01
Kd of Th-230 in Saturated Zone	41	0.01	41	0.00	31	0.03	25	0.02
Kd of Th-228 in Contaminated Zone	20	0.04	1	0.24	30	-0.03	5	-0.05
Kd of Th-228 in Unsaturated Zone 1	46	0.00	46	0.00	35	0.02	26	0.01
Kd of Th-228 in Saturated Zone	27	0.03	22	0.03	32	0.03	7	0.04
Area of contaminated zone	25	-0.03	26	-0.03	17	-0.07	22	-0.02
Thickness of contaminated zone	18	-0.05	14	-0.06	41	-0.01	39	-0.01
Cover depth	14	0.06	18	0.05	1	-0.94	1	-0.80
Density of cover material	12	-0.06	16	-0.06	2	-0.88	2	-0.53
Cover erosion rate	26	-0.03	27	-0.03	9	-0.09	14	-0.02
Outdoor time fraction	17	0.05	20	0.05	4	0.19	4	0.05
Meat	30	-0.03	31	-0.02	23	0.04	30	0.01
Kd of Th-230 in Contaminated Zone	15	-0.05	2	-0.22	39	0.02	21	0.02
Kd of Th-230 in Unsaturated Zone 1	36	0.01	36	0.01	20	-0.05	12	-0.03
Kd of Th-230 in Saturated Zone	32	-0.02	34	-0.02	36	-0.02	28	-0.01
Aquatic food	7	-0.08	10	-0.08	34	-0.03	37	-0.01
Plant food	10	-0.07	13	-0.06	16	-0.07	20	-0.02
Kd of Ra-226 in Contaminated Zone	44	0.00	44	0.00	21	0.05	27	0.01
Kd of Ra-226 in Unsaturated Zone 1	34	-0.01	33	-0.02	40	-0.02	42	0.00
Kd of Ra-226 in Saturated Zone	28	-0.03	28	-0.03	11	0.08	16	0.02
Kd of Pb-210 in Contaminated Zone	31	-0.02	30	-0.03	24	0.04	31	0.01
Kd of Pb-210 in Unsaturated Zone 1	38	0.01	38	0.01	3	-0.19	3	-0.06
Kd of Pb-210 in Saturated Zone	43	0.00	43	0.00	5	-0.17	6	-0.05
Kd of Ra-228 in Contaminated Zone	22	0.03	23	0.03	22	0.04	29	0.01
Kd of Ra-228 in Unsaturated Zone 1	42	0.00	42	0.00	29	0.03	35	0.01
Kd of Ra-228 in Saturated Zone	33	-0.02	32	-0.02	38	0.02	41	0.00
R-SQUARE		0.15		0.15		0.92		0.92

-Rank is set to zero if the dose is zero or the correlation matrix is singular.

-R-SQUARE varies between 0 and 1 and is called the coefficient of determination; it provides a measure of the variation in the dependent variable (Dose) explained by regression on the independent variables.

Coefficients for peak Ra-226 Dose									
Coefficient =									
Repetition =									
Description of Probabilistic Variable	PCC		SRC		PRCC		SRRC		
	1		1		1		1		
	Sig	Coeff	Sig	Coeff	Sig	Coeff	Sig	Coeff	
Density of saturated zone	40	0.01	40	0.00	9	-0.09	14	-0.02	
Density of Unsaturated zone 1	3	0.10	8	0.09	16	-0.07	20	-0.02	
Depth of roots	19	0.05	20	0.04	5	-0.12	11	-0.02	
Saturated zone hydraulic conductivity	34	-0.01	34	-0.01	15	-0.07	19	-0.02	
Thickness of Unsaturated zone 1	7	-0.08	7	-0.10	8	-0.09	9	-0.03	
Contaminated zone b parameter	43	0.00	43	0.00	39	-0.02	40	0.00	
Saturated zone b parameter	15	0.05	18	0.05	42	-0.01	42	0.00	
Contaminated zone erosion rate	17	-0.05	19	-0.05	37	0.02	38	0.00	
Contaminated zone hydraulic conductivity	44	0.00	44	0.00	43	-0.01	43	0.00	
Evapotranspiration coefficient	8	-0.07	13	-0.07	32	-0.03	34	-0.01	
Runoff coefficient	30	0.02	30	0.02	45	0.00	45	0.00	
Saturated zone hydraulic gradient	29	0.03	28	0.02	12	0.08	17	0.02	
Weathering removal constant of all vegetation	20	-0.05	21	-0.04	17	0.07	21	0.01	
Wind Speed	12	-0.07	16	-0.06	27	0.05	30	0.01	
Mass loading for inhalation	41	0.00	41	0.00	40	-0.02	41	0.00	
Depth of soil mixing layer	4	-0.09	10	-0.09	7	-0.10	13	-0.02	
Density of contaminated zone	46	0.00	46	0.00	30	0.04	32	0.01	
Inhalation rate	26	-0.03	27	-0.03	31	0.03	33	0.01	
Soil ingestion	21	0.04	22	0.04	26	-0.05	31	-0.01	
Kd of Th-230 in Contaminated Zone	16	-0.05	3	-0.21	29	0.04	8	0.03	
Kd of Th-230 in Unsaturated Zone 1	35	-0.01	35	-0.01	11	0.08	6	0.04	
Kd of Th-230 in Saturated Zone	32	0.02	32	0.02	28	0.04	16	0.02	
Kd of Th-228 in Contaminated Zone	18	0.05	1	0.29	34	-0.02	10	-0.03	
Kd of Th-228 in Unsaturated Zone 1	24	0.03	25	0.03	13	0.08	7	0.03	
Kd of Th-228 in Saturated Zone	36	-0.01	36	-0.01	6	-0.10	3	-0.11	
Area of contaminated zone	10	-0.07	14	-0.07	46	0.00	46	0.00	
Thickness of contaminated zone	11	-0.07	9	-0.09	44	0.00	44	0.00	
Cover depth	1	-0.21	2	-0.21	1	-0.97	1	-0.80	
Density of cover material	2	-0.16	4	-0.16	2	-0.93	2	-0.53	
Cover erosion rate	9	0.07	12	0.07	38	0.02	39	0.00	
Outdoor time fraction	25	0.03	26	0.03	3	0.27	4	0.06	
Meat	28	0.03	29	0.02	10	-0.09	15	-0.02	
Kd of Th-230 in Contaminated Zone	27	-0.03	5	-0.11	41	0.02	27	0.01	
Kd of Th-230 in Unsaturated Zone 1	42	0.00	42	0.00	4	0.12	5	0.05	
Kd of Th-230 in Saturated Zone	5	-0.08	6	-0.11	22	0.05	12	0.02	
Aquatic food	13	-0.06	17	-0.06	19	0.06	23	0.01	
Plant food	6	0.08	11	0.08	33	-0.03	35	-0.01	
Kd of Ra-226 in Contaminated Zone	31	-0.02	31	-0.02	21	0.06	25	0.01	
Kd of Ra-226 in Unsaturated Zone 1	14	0.05	15	0.07	18	-0.07	22	-0.01	
Kd of Ra-226 in Saturated Zone	33	0.02	33	0.02	36	0.02	37	0.00	
Kd of Pb-210 in Contaminated Zone	38	-0.01	37	-0.01	24	-0.05	28	-0.01	
Kd of Pb-210 in Unsaturated Zone 1	39	-0.01	39	-0.01	20	-0.06	24	-0.01	
Kd of Pb-210 in Saturated Zone	23	-0.03	24	-0.04	25	0.05	29	0.01	
Kd of Ra-228 in Contaminated Zone	45	0.00	45	0.00	23	0.05	26	0.01	
Kd of Ra-228 in Unsaturated Zone 1	22	-0.04	23	-0.04	14	0.08	18	0.02	
Kd of Ra-228 in Saturated Zone	37	0.01	38	0.01	35	0.02	36	0.00	
R-SQUARE		0.13		0.13		0.95		0.95	

-Rank is set to zero if the dose is zero or the correlation matrix is singular.

-R-SQUARE varies between 0 and 1 and is called the coefficient of determination; it provides a measure of the variation in the dependent variable (Dose) explained by regression on the independent variables.

Coefficients for peak Ra-226 Dose
 Coefficient =
 Repetition =

Description of Probabilistic Variable	PCC 2		SRC 2		PRCC 2		SRRC 2	
	Sig	Coeff	Sig	Coeff	Sig	Coeff	Sig	Coeff
Density of saturated zone	24	0.05	25	0.02	42	0.00	43	0.00
Density of Unsaturated zone 1	7	0.08	11	0.03	16	-0.07	17	-0.01
Depth of roots	6	0.12	8	0.05	41	0.01	41	0.00
Saturated zone hydraulic conductivity	45	0.00	44	0.00	9	-0.10	15	-0.02
Thickness of Unsaturated zone 1	33	-0.02	30	-0.01	32	0.02	28	0.01
Contaminated zone b parameter	46	0.00	46	0.00	28	0.03	30	0.01
Saturated zone b parameter	21	-0.05	21	-0.02	44	0.00	45	0.00
Contaminated zone erosion rate	32	0.03	33	0.01	18	0.07	19	0.01
Contaminated zone hydraulic conductivity	26	-0.04	28	-0.01	25	0.04	26	0.01
Evapotranspiration coefficient	5	-0.13	7	-0.05	29	0.03	31	0.01
Runoff coefficient	31	-0.03	32	-0.01	22	0.05	24	0.01
Saturated zone hydraulic gradient	36	-0.02	36	-0.01	38	-0.01	38	0.00
Weathering removal constant of all vegetation	4	0.13	6	0.05	39	0.01	39	0.00
Wind Speed	30	0.03	31	0.01	40	-0.01	40	0.00
Mass loading for inhalation	28	0.04	29	0.01	33	-0.02	33	0.00
Depth of soil mixing layer	10	0.07	13	0.02	36	0.02	36	0.00
Density of contaminated zone	17	0.05	22	0.02	20	-0.06	22	-0.01
Inhalation rate	19	-0.05	20	-0.02	4	0.21	9	0.05
Soil ingestion	25	0.05	26	0.02	21	-0.06	23	-0.01
Kd of Th-230 in Contaminated Zone	12	0.06	3	0.09	13	-0.08	6	-0.06
Kd of Th-230 in Unsaturated Zone 1	1	0.90	1	0.91	30	0.03	20	0.01
Kd of Th-230 in Saturated Zone	27	0.04	27	0.01	6	0.12	8	0.05
Kd of Th-228 in Contaminated Zone	18	-0.05	2	-0.12	10	0.09	3	0.11
Kd of Th-228 in Unsaturated Zone 1	39	0.02	39	0.01	11	0.09	11	0.04
Kd of Th-228 in Saturated Zone	20	-0.05	16	-0.02	12	-0.09	4	-0.10
Area of contaminated zone	34	0.02	35	0.01	34	-0.02	34	0.00
Thickness of contaminated zone	8	-0.07	10	-0.04	45	0.00	42	0.00
Cover depth	3	-0.20	5	-0.08	1	-0.97	1	-0.82
Density of cover material	2	-0.20	4	-0.08	2	-0.93	2	-0.54
Cover erosion rate	23	0.05	24	0.02	19	-0.06	21	-0.01
Outdoor time fraction	40	0.02	40	0.01	3	0.29	5	0.06
Meat	38	-0.02	38	-0.01	46	0.00	46	0.00
Kd of Th-230 in Contaminated Zone	29	0.03	9	0.05	15	-0.07	7	-0.06
Kd of Th-230 in Unsaturated Zone 1	37	-0.02	37	-0.01	7	0.11	10	0.05
Kd of Th-230 in Saturated Zone	43	0.01	43	0.00	23	0.05	14	0.02
Aquatic food	16	0.05	19	0.02	37	0.01	37	0.00
Plant food	22	0.05	23	0.02	27	-0.03	29	-0.01
Kd of Ra-226 in Contaminated Zone	44	0.00	45	0.00	8	-0.10	13	-0.02
Kd of Ra-226 in Unsaturated Zone 1	9	0.07	12	0.03	17	-0.07	18	-0.01
Kd of Ra-226 in Saturated Zone	11	0.06	14	0.02	5	-0.13	12	-0.03
Kd of Pb-210 in Contaminated Zone	42	-0.01	42	0.00	24	-0.04	25	-0.01
Kd of Pb-210 in Unsaturated Zone 1	41	-0.01	41	0.00	14	0.07	16	0.02
Kd of Pb-210 in Saturated Zone	35	-0.02	34	-0.01	35	0.02	35	0.00
Kd of Ra-228 in Contaminated Zone	15	-0.05	18	-0.02	43	0.00	44	0.00
Kd of Ra-228 in Unsaturated Zone 1	13	-0.06	15	-0.02	31	0.03	32	0.01
Kd of Ra-228 in Saturated Zone	14	-0.05	17	-0.02	26	0.04	27	0.01
R-SQUARE		0.87		0.87		0.96		0.96

-Rank is set to zero if the dose is zero or the correlation matrix is singular.

-R-SQUARE varies between 0 and 1 and is called the coefficient of determination; it provides a measure of the variation in the dependent variable (Dose) explained by regression on the independent variables.

Coefficients for peak Ra-226 Dose
 Coefficient =
 Repetition =

Description of Probabilistic Variable	PCC 3		SRC 3		PRCC 3		SRRC 3	
	Sig	Coeff	Sig	Coeff	Sig	Coeff	Sig	Coeff
Density of saturated zone	30	0.02	31	0.02	18	0.06	21	0.01
Density of Unsaturated zone 1	43	0.00	43	0.00	19	-0.06	22	-0.01
Depth of roots	22	-0.04	25	-0.04	24	-0.04	26	-0.01
Saturated zone hydraulic conductivity	1	0.47	2	0.46	38	-0.02	38	0.00
Thickness of Unsaturated zone 1	23	0.04	19	0.04	34	0.02	32	0.01
Contaminated zone b parameter	18	0.05	18	0.05	8	-0.11	11	-0.02
Saturated zone b parameter	16	-0.06	16	-0.05	11	-0.09	14	-0.02
Contaminated zone erosion rate	10	0.07	10	0.06	33	-0.02	34	-0.01
Contaminated zone hydraulic conductivity	26	-0.03	27	-0.03	39	-0.01	39	0.00
Evapotranspiration coefficient	19	0.05	20	0.04	30	0.03	30	0.01
Runoff coefficient	21	-0.04	24	-0.04	16	0.07	18	0.02
Saturated zone hydraulic gradient	44	0.00	44	0.00	31	0.03	31	0.01
Weathering removal constant of all vegetation	39	0.01	38	0.01	13	0.08	17	0.02
Wind Speed	13	0.06	15	0.05	36	0.02	36	0.00
Mass loading for inhalation	41	0.01	41	0.01	42	-0.01	42	0.00
Depth of soil mixing layer	38	0.01	39	0.01	22	0.05	25	0.01
Density of contaminated zone	24	0.04	26	0.03	45	0.00	45	0.00
Inhalation rate	9	0.09	9	0.07	10	-0.10	13	-0.02
Soil ingestion	12	-0.06	12	-0.05	7	0.12	10	0.03
Kd of Th-230 in Contaminated Zone	4	-0.14	3	-0.44	6	0.14	5	0.11
Kd of Th-230 in Unsaturated Zone 1	36	0.01	36	0.01	14	0.07	8	0.03
Kd of Th-230 in Saturated Zone	31	0.02	28	0.03	44	0.00	43	0.00
Kd of Th-228 in Contaminated Zone	5	0.13	1	0.61	4	-0.17	3	-0.20
Kd of Th-228 in Unsaturated Zone 1	46	0.00	46	0.00	23	0.04	15	0.02
Kd of Th-228 in Saturated Zone	34	-0.01	34	-0.01	27	-0.04	7	-0.03
Area of contaminated zone	45	0.00	45	0.00	17	0.06	19	0.01
Thickness of contaminated zone	25	0.03	22	0.04	46	0.00	46	0.00
Cover depth	3	-0.20	6	-0.17	1	-0.97	1	-0.82
Density of cover material	2	-0.22	5	-0.18	2	-0.92	2	-0.52
Cover erosion rate	14	-0.06	14	-0.05	43	0.01	44	0.00
Outdoor time fraction	7	0.12	7	0.10	3	0.20	6	0.05
Meat	8	0.11	8	0.09	9	0.11	12	0.02
Kd of Th-230 in Contaminated Zone	6	-0.12	4	-0.37	5	0.15	4	0.12
Kd of Th-230 in Unsaturated Zone 1	20	0.04	23	0.04	15	0.07	9	0.03
Kd of Th-230 in Saturated Zone	11	-0.07	11	-0.06	26	-0.04	20	-0.01
Aquatic food	35	-0.01	35	-0.01	29	-0.03	29	-0.01
Plant food	37	0.01	37	0.01	37	-0.02	37	0.00
Kd of Ra-226 in Contaminated Zone	15	-0.06	13	-0.05	28	-0.04	28	-0.01
Kd of Ra-226 in Unsaturated Zone 1	28	0.03	29	0.02	32	-0.03	33	-0.01
Kd of Ra-226 in Saturated Zone	42	-0.01	42	-0.01	40	0.01	40	0.00
Kd of Pb-210 in Contaminated Zone	40	0.01	40	0.01	25	-0.04	27	-0.01
Kd of Pb-210 in Unsaturated Zone 1	27	-0.03	21	-0.04	41	0.01	41	0.00
Kd of Pb-210 in Saturated Zone	29	0.02	30	0.02	12	-0.08	16	-0.02
Kd of Ra-228 in Contaminated Zone	33	0.01	33	0.01	21	-0.05	24	-0.01
Kd of Ra-228 in Unsaturated Zone 1	17	0.06	17	0.05	20	-0.06	23	-0.01
Kd of Ra-228 in Saturated Zone	32	0.02	32	0.01	35	0.02	35	0.00
R-SQUARE		0.35		0.35		0.95		0.95

-Rank is set to zero if the dose is zero or the correlation matrix is singular.

-R-SQUARE varies between 0 and 1 and is called the coefficient of determination; it provides a measure of the variation in the dependent variable (Dose) explained by regression on the independent variables.

Coefficients for peak Ra-226 Dose
 Coefficient =
 Repetition =

Description of Probabilistic Variable	PCC 4		SRC 4		PRCC 4		SRRC 4	
	Sig	Coeff	Sig	Coeff	Sig	Coeff	Sig	Coeff
Density of saturated zone	8	-0.08	12	-0.07	13	0.11	17	0.02
Density of Unsaturated zone 1	7	-0.08	11	-0.08	28	-0.06	29	-0.01
Depth of roots	13	-0.05	19	-0.05	7	-0.14	14	-0.03
Saturated zone hydraulic conductivity	24	-0.03	25	-0.03	10	0.12	15	0.02
Thickness of Unsaturated zone 1	19	0.04	17	0.05	30	0.06	24	0.02
Contaminated zone b parameter	30	0.02	32	0.02	5	-0.15	13	-0.03
Saturated zone b parameter	9	0.07	14	0.07	25	-0.07	26	-0.01
Contaminated zone erosion rate	1	0.18	3	0.18	42	-0.02	42	0.00
Contaminated zone hydraulic conductivity	34	-0.02	35	-0.02	40	0.02	40	0.00
Evapotranspiration coefficient	15	-0.04	20	-0.04	14	-0.11	18	-0.02
Runoff coefficient	18	-0.04	21	-0.04	27	-0.07	28	-0.01
Saturated zone hydraulic gradient	5	0.09	9	0.09	34	-0.03	35	-0.01
Weathering removal constant of all vegetation	39	-0.01	40	-0.01	18	0.10	22	0.02
Wind Speed	10	0.07	13	0.07	11	0.12	16	0.02
Mass loading for inhalation	4	-0.11	8	-0.10	37	0.02	37	0.00
Depth of soil mixing layer	29	0.02	31	0.02	26	-0.07	27	-0.01
Density of contaminated zone	46	0.00	46	0.00	41	0.02	41	0.00
Inhalation rate	12	-0.06	16	-0.05	16	0.11	20	0.02
Soil ingestion	11	0.06	15	0.06	29	0.06	30	0.01
Kd of Th-230 in Contaminated Zone	23	0.03	6	0.13	4	-0.15	5	-0.10
Kd of Th-230 in Unsaturated Zone 1	40	0.01	41	0.01	8	0.13	8	0.04
Kd of Th-230 in Saturated Zone	35	0.02	36	0.02	20	0.09	10	0.04
Kd of Th-228 in Contaminated Zone	17	-0.04	1	-0.24	6	0.14	3	0.14
Kd of Th-228 in Unsaturated Zone 1	44	-0.01	44	-0.01	22	0.09	12	0.03
Kd of Th-228 in Saturated Zone	37	0.02	18	0.05	12	-0.12	4	-0.11
Area of contaminated zone	6	-0.09	10	-0.08	39	-0.02	39	0.00
Thickness of contaminated zone	42	0.01	39	0.01	36	0.03	32	0.01
Cover depth	2	-0.18	4	-0.17	1	-0.97	1	-0.80
Density of cover material	3	-0.11	7	-0.11	2	-0.95	2	-0.56
Cover erosion rate	22	-0.03	24	-0.03	44	-0.01	44	0.00
Outdoor time fraction	45	0.01	45	0.01	3	0.30	7	0.06
Meat	33	0.02	34	0.02	17	0.10	21	0.02
Kd of Th-230 in Contaminated Zone	14	0.05	2	0.19	9	-0.12	6	-0.08
Kd of Th-230 in Unsaturated Zone 1	31	0.02	30	0.02	21	0.09	11	0.03
Kd of Th-230 in Saturated Zone	16	-0.04	5	-0.13	19	0.10	9	0.04
Aquatic food	43	-0.01	43	-0.01	38	0.02	38	0.00
Plant food	21	0.04	23	0.04	43	0.01	43	0.00
Kd of Ra-226 in Contaminated Zone	36	-0.02	37	-0.02	35	-0.03	36	-0.01
Kd of Ra-226 in Unsaturated Zone 1	38	-0.01	38	-0.01	32	-0.04	34	-0.01
Kd of Ra-226 in Saturated Zone	28	0.02	29	0.02	15	-0.11	19	-0.02
Kd of Pb-210 in Contaminated Zone	27	-0.02	28	-0.02	45	-0.01	45	0.00
Kd of Pb-210 in Unsaturated Zone 1	41	0.01	42	0.01	31	-0.05	31	-0.01
Kd of Pb-210 in Saturated Zone	32	-0.02	33	-0.02	46	0.00	46	0.00
Kd of Ra-228 in Contaminated Zone	25	-0.03	26	-0.03	24	0.08	25	0.01
Kd of Ra-228 in Unsaturated Zone 1	26	-0.03	27	-0.03	33	0.04	33	0.01
Kd of Ra-228 in Saturated Zone	20	-0.04	22	-0.04	23	-0.08	23	-0.02
R-SQUARE		0.14		0.14		0.97		0.97

-Rank is set to zero if the dose is zero or the correlation matrix is singular.

-R-SQUARE varies between 0 and 1 and is called the coefficient of determination; it provides a measure of the variation in the dependent variable (Dose) explained by regression on the independent variables.

Coefficients for peak Ra-226 Dose
 Coefficient =
 Repetition =

Description of Probabilistic Variable	PCC 5		SRC 5		PRCC 5		SRRC 5	
	Sig	Coeff	Sig	Coeff	Sig	Coeff	Sig	Coeff
Density of saturated zone	40	0.01	41	0.00	46	0.00	46	0.00
Density of Unsaturated zone 1	6	-0.09	9	-0.09	20	0.05	24	0.01
Depth of roots	18	0.04	18	0.04	18	0.05	22	0.01
Saturated zone hydraulic conductivity	26	-0.03	23	-0.03	32	-0.03	36	-0.01
Thickness of Unsaturated zone 1	17	-0.04	14	-0.06	31	-0.03	26	-0.01
Contaminated zone b parameter	22	-0.03	19	-0.03	33	0.02	37	0.00
Saturated zone b parameter	23	-0.03	25	-0.03	17	0.06	20	0.01
Contaminated zone erosion rate	35	-0.01	35	-0.01	8	-0.10	9	-0.02
Contaminated zone hydraulic conductivity	3	0.19	6	0.18	4	0.14	6	0.03
Evapotranspiration coefficient	14	-0.05	16	-0.05	38	0.01	40	0.00
Runoff coefficient	34	-0.01	34	-0.01	40	0.01	41	0.00
Saturated zone hydraulic gradient	7	-0.08	10	-0.07	37	0.02	39	0.00
Weathering removal constant of all vegetation	4	-0.12	7	-0.11	27	-0.03	33	-0.01
Wind Speed	33	-0.01	33	-0.01	15	-0.07	17	-0.01
Mass loading for inhalation	28	0.03	29	0.02	42	0.00	43	0.00
Depth of soil mixing layer	32	-0.01	32	-0.01	7	0.10	8	0.02
Density of contaminated zone	8	-0.08	12	-0.07	45	0.00	45	0.00
Inhalation rate	19	-0.03	21	-0.03	24	-0.04	32	-0.01
Soil ingestion	5	0.10	8	0.09	43	0.00	44	0.00
Kd of Th-230 in Contaminated Zone	16	-0.05	5	-0.18	39	-0.01	30	-0.01
Kd of Th-230 in Unsaturated Zone 1	10	-0.06	13	-0.06	29	-0.03	18	-0.01
Kd of Th-230 in Saturated Zone	45	0.00	45	0.00	25	0.04	13	0.02
Kd of Th-228 in Contaminated Zone	9	0.07	1	0.40	41	0.01	31	0.01
Kd of Th-228 in Unsaturated Zone 1	27	-0.03	27	-0.02	34	0.02	29	0.01
Kd of Th-228 in Saturated Zone	38	-0.01	38	-0.01	23	0.04	5	0.04
Area of contaminated zone	36	0.01	36	0.01	14	-0.07	16	-0.01
Thickness of contaminated zone	31	-0.02	30	-0.02	26	-0.04	21	-0.01
Cover depth	1	-0.29	2	-0.28	1	-0.97	1	-0.82
Density of cover material	2	-0.21	4	-0.20	2	-0.93	2	-0.53
Cover erosion rate	15	0.05	17	0.04	22	-0.04	27	-0.01
Outdoor time fraction	37	0.01	37	0.01	3	0.30	3	0.06
Meat	21	-0.03	22	-0.03	12	0.07	14	0.02
Kd of Th-230 in Contaminated Zone	12	-0.06	3	-0.23	44	0.00	42	0.00
Kd of Th-230 in Unsaturated Zone 1	43	0.00	43	0.00	5	-0.12	4	-0.05
Kd of Th-230 in Saturated Zone	44	0.00	44	0.00	35	-0.02	28	-0.01
Aquatic food	30	-0.02	31	-0.01	28	0.03	34	0.01
Plant food	20	0.03	20	0.03	30	-0.03	35	-0.01
Kd of Ra-226 in Contaminated Zone	11	-0.06	15	-0.06	6	0.11	7	0.02
Kd of Ra-226 in Unsaturated Zone 1	46	0.00	46	0.00	11	0.08	12	0.02
Kd of Ra-226 in Saturated Zone	41	-0.01	40	-0.01	9	0.09	10	0.02
Kd of Pb-210 in Contaminated Zone	39	-0.01	39	-0.01	36	-0.02	38	0.00
Kd of Pb-210 in Unsaturated Zone 1	25	-0.03	26	-0.03	16	-0.06	19	-0.01
Kd of Pb-210 in Saturated Zone	42	-0.01	42	0.00	21	-0.05	25	-0.01
Kd of Ra-228 in Contaminated Zone	24	0.03	24	0.03	13	0.07	15	0.01
Kd of Ra-228 in Unsaturated Zone 1	13	-0.06	11	-0.07	19	-0.05	23	-0.01
Kd of Ra-228 in Saturated Zone	29	0.02	28	0.02	10	0.08	11	0.02
R-SQUARE		0.20		0.20		0.96		0.96

-Rank is set to zero if the dose is zero or the correlation matrix is singular.

-R-SQUARE varies between 0 and 1 and is called the coefficient of determination; it provides a measure of the variation in the dependent variable (Dose) explained by regression on the independent variables.

Coefficients for peak Ra-228 Dose
 Coefficient =
 Repetition =

Description of Probabilistic Variable	PCC 1		SRC 1		PRCC 1		SRRC 1	
	Sig	Coeff	Sig	Coeff	Sig	Coeff	Sig	Coeff
Density of saturated zone	0	0.00	0	0.00	0	0.00	0	0.00
Density of Unsaturated zone 1	0	0.00	0	0.00	0	0.00	0	0.00
Depth of roots	0	0.00	0	0.00	0	0.00	0	0.00
Saturated zone hydraulic conductivity	0	0.00	0	0.00	0	0.00	0	0.00
Thickness of Unsaturated zone 1	0	0.00	0	0.00	0	0.00	0	0.00
Contaminated zone b parameter	0	0.00	0	0.00	0	0.00	0	0.00
Saturated zone b parameter	0	0.00	0	0.00	0	0.00	0	0.00
Contaminated zone erosion rate	0	0.00	0	0.00	0	0.00	0	0.00
Contaminated zone hydraulic conductivity	0	0.00	0	0.00	0	0.00	0	0.00
Evapotranspiration coefficient	0	0.00	0	0.00	0	0.00	0	0.00
Runoff coefficient	0	0.00	0	0.00	0	0.00	0	0.00
Saturated zone hydraulic gradient	0	0.00	0	0.00	0	0.00	0	0.00
Weathering removal constant of all vegetation	0	0.00	0	0.00	0	0.00	0	0.00
Wind Speed	0	0.00	0	0.00	0	0.00	0	0.00
Mass loading for inhalation	0	0.00	0	0.00	0	0.00	0	0.00
Depth of soil mixing layer	0	0.00	0	0.00	0	0.00	0	0.00
Density of contaminated zone	0	0.00	0	0.00	0	0.00	0	0.00
Inhalation rate	0	0.00	0	0.00	0	0.00	0	0.00
Soil ingestion	0	0.00	0	0.00	0	0.00	0	0.00
Kd of Th-230 in Contaminated Zone	0	0.00	0	0.00	0	0.00	0	0.00
Kd of Th-230 in Unsaturated Zone 1	0	0.00	0	0.00	0	0.00	0	0.00
Kd of Th-230 in Saturated Zone	0	0.00	0	0.00	0	0.00	0	0.00
Kd of Th-228 in Contaminated Zone	0	0.00	0	0.00	0	0.00	0	0.00
Kd of Th-228 in Unsaturated Zone 1	0	0.00	0	0.00	0	0.00	0	0.00
Kd of Th-228 in Saturated Zone	0	0.00	0	0.00	0	0.00	0	0.00
Area of contaminated zone	0	0.00	0	0.00	0	0.00	0	0.00
Thickness of contaminated zone	0	0.00	0	0.00	0	0.00	0	0.00
Cover depth	0	0.00	0	0.00	0	0.00	0	0.00
Density of cover material	0	0.00	0	0.00	0	0.00	0	0.00
Cover erosion rate	0	0.00	0	0.00	0	0.00	0	0.00
Outdoor time fraction	0	0.00	0	0.00	0	0.00	0	0.00
Meat	0	0.00	0	0.00	0	0.00	0	0.00
Kd of Th-230 in Contaminated Zone	0	0.00	0	0.00	0	0.00	0	0.00
Kd of Th-230 in Unsaturated Zone 1	0	0.00	0	0.00	0	0.00	0	0.00
Kd of Th-230 in Saturated Zone	0	0.00	0	0.00	0	0.00	0	0.00
Aquatic food	0	0.00	0	0.00	0	0.00	0	0.00
Plant food	0	0.00	0	0.00	0	0.00	0	0.00
Kd of Ra-226 in Contaminated Zone	0	0.00	0	0.00	0	0.00	0	0.00
Kd of Ra-226 in Unsaturated Zone 1	0	0.00	0	0.00	0	0.00	0	0.00
Kd of Ra-226 in Saturated Zone	0	0.00	0	0.00	0	0.00	0	0.00
Kd of Pb-210 in Contaminated Zone	0	0.00	0	0.00	0	0.00	0	0.00
Kd of Pb-210 in Unsaturated Zone 1	0	0.00	0	0.00	0	0.00	0	0.00
Kd of Pb-210 in Saturated Zone	0	0.00	0	0.00	0	0.00	0	0.00
Kd of Ra-228 in Contaminated Zone	0	0.00	0	0.00	0	0.00	0	0.00
Kd of Ra-228 in Unsaturated Zone 1	0	0.00	0	0.00	0	0.00	0	0.00
Kd of Ra-228 in Saturated Zone	0	0.00	0	0.00	0	0.00	0	0.00
R-SQUARE		0.00		0.00		0.00		0.00

-Rank is set to zero if the dose is zero or the correlation matrix is singular.

-R-SQUARE varies between 0 and 1 and is called the coefficient of determination; it provides a measure of the variation in the dependent variable (Dose) explained by regression on the independent variables.

Coefficients for peak Ra-228 Dose
 Coefficient =
 Repetition =

Description of Probabilistic Variable	PCC 2		SRC 2		PRCC 2		SRRC 2	
	Sig	Coeff	Sig	Coeff	Sig	Coeff	Sig	Coeff
Density of saturated zone	0	0.00	0	0.00	0	0.00	0	0.00
Density of Unsaturated zone 1	0	0.00	0	0.00	0	0.00	0	0.00
Depth of roots	0	0.00	0	0.00	0	0.00	0	0.00
Saturated zone hydraulic conductivity	0	0.00	0	0.00	0	0.00	0	0.00
Thickness of Unsaturated zone 1	0	0.00	0	0.00	0	0.00	0	0.00
Contaminated zone b parameter	0	0.00	0	0.00	0	0.00	0	0.00
Saturated zone b parameter	0	0.00	0	0.00	0	0.00	0	0.00
Contaminated zone erosion rate	0	0.00	0	0.00	0	0.00	0	0.00
Contaminated zone hydraulic conductivity	0	0.00	0	0.00	0	0.00	0	0.00
Evapotranspiration coefficient	0	0.00	0	0.00	0	0.00	0	0.00
Runoff coefficient	0	0.00	0	0.00	0	0.00	0	0.00
Saturated zone hydraulic gradient	0	0.00	0	0.00	0	0.00	0	0.00
Weathering removal constant of all vegetation	0	0.00	0	0.00	0	0.00	0	0.00
Wind Speed	0	0.00	0	0.00	0	0.00	0	0.00
Mass loading for inhalation	0	0.00	0	0.00	0	0.00	0	0.00
Depth of soil mixing layer	0	0.00	0	0.00	0	0.00	0	0.00
Density of contaminated zone	0	0.00	0	0.00	0	0.00	0	0.00
Inhalation rate	0	0.00	0	0.00	0	0.00	0	0.00
Soil ingestion	0	0.00	0	0.00	0	0.00	0	0.00
Kd of Th-230 in Contaminated Zone	0	0.00	0	0.00	0	0.00	0	0.00
Kd of Th-230 in Unsaturated Zone 1	0	0.00	0	0.00	0	0.00	0	0.00
Kd of Th-230 in Saturated Zone	0	0.00	0	0.00	0	0.00	0	0.00
Kd of Th-228 in Contaminated Zone	0	0.00	0	0.00	0	0.00	0	0.00
Kd of Th-228 in Unsaturated Zone 1	0	0.00	0	0.00	0	0.00	0	0.00
Kd of Th-228 in Saturated Zone	0	0.00	0	0.00	0	0.00	0	0.00
Area of contaminated zone	0	0.00	0	0.00	0	0.00	0	0.00
Thickness of contaminated zone	0	0.00	0	0.00	0	0.00	0	0.00
Cover depth	0	0.00	0	0.00	0	0.00	0	0.00
Density of cover material	0	0.00	0	0.00	0	0.00	0	0.00
Cover erosion rate	0	0.00	0	0.00	0	0.00	0	0.00
Outdoor time fraction	0	0.00	0	0.00	0	0.00	0	0.00
Meat	0	0.00	0	0.00	0	0.00	0	0.00
Kd of Th-230 in Contaminated Zone	0	0.00	0	0.00	0	0.00	0	0.00
Kd of Th-230 in Unsaturated Zone 1	0	0.00	0	0.00	0	0.00	0	0.00
Kd of Th-230 in Saturated Zone	0	0.00	0	0.00	0	0.00	0	0.00
Aquatic food	0	0.00	0	0.00	0	0.00	0	0.00
Plant food	0	0.00	0	0.00	0	0.00	0	0.00
Kd of Ra-226 in Contaminated Zone	0	0.00	0	0.00	0	0.00	0	0.00
Kd of Ra-226 in Unsaturated Zone 1	0	0.00	0	0.00	0	0.00	0	0.00
Kd of Ra-226 in Saturated Zone	0	0.00	0	0.00	0	0.00	0	0.00
Kd of Pb-210 in Contaminated Zone	0	0.00	0	0.00	0	0.00	0	0.00
Kd of Pb-210 in Unsaturated Zone 1	0	0.00	0	0.00	0	0.00	0	0.00
Kd of Pb-210 in Saturated Zone	0	0.00	0	0.00	0	0.00	0	0.00
Kd of Ra-228 in Contaminated Zone	0	0.00	0	0.00	0	0.00	0	0.00
Kd of Ra-228 in Unsaturated Zone 1	0	0.00	0	0.00	0	0.00	0	0.00
Kd of Ra-228 in Saturated Zone	0	0.00	0	0.00	0	0.00	0	0.00
R-SQUARE		0.00		0.00		0.00		0.00

-Rank is set to zero if the dose is zero or the correlation matrix is singular.

-R-SQUARE varies between 0 and 1 and is called the coefficient of determination; it provides a measure of the variation in the dependent variable (Dose) explained by regression on the independent variables.

Coefficients for peak Ra-228 Dose		PCC		SRC		PRCC		SRRC	
Coefficient =		3		3		3		3	
Repetition =									
Description of Probabilistic Variable		Sig	Coeff	Sig	Coeff	Sig	Coeff	Sig	Coeff
Density of saturated zone		0	0.00	0	0.00	0	0.00	0	0.00
Density of Unsaturated zone 1		0	0.00	0	0.00	0	0.00	0	0.00
Depth of roots		0	0.00	0	0.00	0	0.00	0	0.00
Saturated zone hydraulic conductivity		0	0.00	0	0.00	0	0.00	0	0.00
Thickness of Unsaturated zone 1		0	0.00	0	0.00	0	0.00	0	0.00
Contaminated zone b parameter		0	0.00	0	0.00	0	0.00	0	0.00
Saturated zone b parameter		0	0.00	0	0.00	0	0.00	0	0.00
Contaminated zone erosion rate		0	0.00	0	0.00	0	0.00	0	0.00
Contaminated zone hydraulic conductivity		0	0.00	0	0.00	0	0.00	0	0.00
Evapotranspiration coefficient		0	0.00	0	0.00	0	0.00	0	0.00
Runoff coefficient		0	0.00	0	0.00	0	0.00	0	0.00
Saturated zone hydraulic gradient		0	0.00	0	0.00	0	0.00	0	0.00
Weathering removal constant of all vegetation		0	0.00	0	0.00	0	0.00	0	0.00
Wind Speed		0	0.00	0	0.00	0	0.00	0	0.00
Mass loading for inhalation		0	0.00	0	0.00	0	0.00	0	0.00
Depth of soil mixing layer		0	0.00	0	0.00	0	0.00	0	0.00
Density of contaminated zone		0	0.00	0	0.00	0	0.00	0	0.00
Inhalation rate		0	0.00	0	0.00	0	0.00	0	0.00
Soil ingestion		0	0.00	0	0.00	0	0.00	0	0.00
Kd of Th-230 in Contaminated Zone		0	0.00	0	0.00	0	0.00	0	0.00
Kd of Th-230 in Unsaturated Zone 1		0	0.00	0	0.00	0	0.00	0	0.00
Kd of Th-230 in Saturated Zone		0	0.00	0	0.00	0	0.00	0	0.00
Kd of Th-228 in Contaminated Zone		0	0.00	0	0.00	0	0.00	0	0.00
Kd of Th-228 in Unsaturated Zone 1		0	0.00	0	0.00	0	0.00	0	0.00
Kd of Th-228 in Saturated Zone		0	0.00	0	0.00	0	0.00	0	0.00
Area of contaminated zone		0	0.00	0	0.00	0	0.00	0	0.00
Thickness of contaminated zone		0	0.00	0	0.00	0	0.00	0	0.00
Cover depth		0	0.00	0	0.00	0	0.00	0	0.00
Density of cover material		0	0.00	0	0.00	0	0.00	0	0.00
Cover erosion rate		0	0.00	0	0.00	0	0.00	0	0.00
Outdoor time fraction		0	0.00	0	0.00	0	0.00	0	0.00
Meat		0	0.00	0	0.00	0	0.00	0	0.00
Kd of Th-230 in Contaminated Zone		0	0.00	0	0.00	0	0.00	0	0.00
Kd of Th-230 in Unsaturated Zone 1		0	0.00	0	0.00	0	0.00	0	0.00
Kd of Th-230 in Saturated Zone		0	0.00	0	0.00	0	0.00	0	0.00
Aquatic food		0	0.00	0	0.00	0	0.00	0	0.00
Plant food		0	0.00	0	0.00	0	0.00	0	0.00
Kd of Ra-226 in Contaminated Zone		0	0.00	0	0.00	0	0.00	0	0.00
Kd of Ra-226 in Unsaturated Zone 1		0	0.00	0	0.00	0	0.00	0	0.00
Kd of Ra-226 in Saturated Zone		0	0.00	0	0.00	0	0.00	0	0.00
Kd of Pb-210 in Contaminated Zone		0	0.00	0	0.00	0	0.00	0	0.00
Kd of Pb-210 in Unsaturated Zone 1		0	0.00	0	0.00	0	0.00	0	0.00
Kd of Pb-210 in Saturated Zone		0	0.00	0	0.00	0	0.00	0	0.00
Kd of Ra-228 in Contaminated Zone		0	0.00	0	0.00	0	0.00	0	0.00
Kd of Ra-228 in Unsaturated Zone 1		0	0.00	0	0.00	0	0.00	0	0.00
Kd of Ra-228 in Saturated Zone		0	0.00	0	0.00	0	0.00	0	0.00
R-SQUARE			0.00		0.00		0.00		0.00

-Rank is set to zero if the dose is zero or the correlation matrix is singular.

-R-SQUARE varies between 0 and 1 and is called the coefficient of determination; it provides a measure of the variation in the dependent variable (Dose) explained by regression on the independent variables.

Coefficients for peak Ra-228 Dose
 Coefficient =
 Repetition =

Description of Probabilistic Variable	PCC 4		SRC 4		PRCC 4		SRRC 4	
	Sig	Coeff	Sig	Coeff	Sig	Coeff	Sig	Coeff
Density of saturated zone	0	0.00	0	0.00	0	0.00	0	0.00
Density of Unsaturated zone 1	0	0.00	0	0.00	0	0.00	0	0.00
Depth of roots	0	0.00	0	0.00	0	0.00	0	0.00
Saturated zone hydraulic conductivity	0	0.00	0	0.00	0	0.00	0	0.00
Thickness of Unsaturated zone 1	0	0.00	0	0.00	0	0.00	0	0.00
Contaminated zone b parameter	0	0.00	0	0.00	0	0.00	0	0.00
Saturated zone b parameter	0	0.00	0	0.00	0	0.00	0	0.00
Contaminated zone erosion rate	0	0.00	0	0.00	0	0.00	0	0.00
Contaminated zone hydraulic conductivity	0	0.00	0	0.00	0	0.00	0	0.00
Evapotranspiration coefficient	0	0.00	0	0.00	0	0.00	0	0.00
Runoff coefficient	0	0.00	0	0.00	0	0.00	0	0.00
Saturated zone hydraulic gradient	0	0.00	0	0.00	0	0.00	0	0.00
Weathering removal constant of all vegetation	0	0.00	0	0.00	0	0.00	0	0.00
Wind Speed	0	0.00	0	0.00	0	0.00	0	0.00
Mass loading for inhalation	0	0.00	0	0.00	0	0.00	0	0.00
Depth of soil mixing layer	0	0.00	0	0.00	0	0.00	0	0.00
Density of contaminated zone	0	0.00	0	0.00	0	0.00	0	0.00
Inhalation rate	0	0.00	0	0.00	0	0.00	0	0.00
Soil ingestion	0	0.00	0	0.00	0	0.00	0	0.00
Kd of Th-230 in Contaminated Zone	0	0.00	0	0.00	0	0.00	0	0.00
Kd of Th-230 in Unsaturated Zone 1	0	0.00	0	0.00	0	0.00	0	0.00
Kd of Th-230 in Saturated Zone	0	0.00	0	0.00	0	0.00	0	0.00
Kd of Th-228 in Contaminated Zone	0	0.00	0	0.00	0	0.00	0	0.00
Kd of Th-228 in Unsaturated Zone 1	0	0.00	0	0.00	0	0.00	0	0.00
Kd of Th-228 in Saturated Zone	0	0.00	0	0.00	0	0.00	0	0.00
Area of contaminated zone	0	0.00	0	0.00	0	0.00	0	0.00
Thickness of contaminated zone	0	0.00	0	0.00	0	0.00	0	0.00
Cover depth	0	0.00	0	0.00	0	0.00	0	0.00
Density of cover material	0	0.00	0	0.00	0	0.00	0	0.00
Cover erosion rate	0	0.00	0	0.00	0	0.00	0	0.00
Outdoor time fraction	0	0.00	0	0.00	0	0.00	0	0.00
Meat	0	0.00	0	0.00	0	0.00	0	0.00
Kd of Th-230 in Contaminated Zone	0	0.00	0	0.00	0	0.00	0	0.00
Kd of Th-230 in Unsaturated Zone 1	0	0.00	0	0.00	0	0.00	0	0.00
Kd of Th-230 in Saturated Zone	0	0.00	0	0.00	0	0.00	0	0.00
Aquatic food	0	0.00	0	0.00	0	0.00	0	0.00
Plant food	0	0.00	0	0.00	0	0.00	0	0.00
Kd of Ra-226 in Contaminated Zone	0	0.00	0	0.00	0	0.00	0	0.00
Kd of Ra-226 in Unsaturated Zone 1	0	0.00	0	0.00	0	0.00	0	0.00
Kd of Ra-226 in Saturated Zone	0	0.00	0	0.00	0	0.00	0	0.00
Kd of Pb-210 in Contaminated Zone	0	0.00	0	0.00	0	0.00	0	0.00
Kd of Pb-210 in Unsaturated Zone 1	0	0.00	0	0.00	0	0.00	0	0.00
Kd of Pb-210 in Saturated Zone	0	0.00	0	0.00	0	0.00	0	0.00
Kd of Ra-228 in Contaminated Zone	0	0.00	0	0.00	0	0.00	0	0.00
Kd of Ra-228 in Unsaturated Zone 1	0	0.00	0	0.00	0	0.00	0	0.00
Kd of Ra-228 in Saturated Zone	0	0.00	0	0.00	0	0.00	0	0.00
R-SQUARE		0.00		0.00		0.00		0.00

-Rank is set to zero if the dose is zero or the correlation matrix is singular.

-R-SQUARE varies between 0 and 1 and is called the coefficient of determination; it provides a measure of the variation in the dependent variable (Dose) explained by regression on the independent variables.

Coefficients for peak Ra-228 Dose					PCC		SRC		PRCC		SRRC	
Coefficient =					5		5		5		5	
Repetition =												
Description of Probabilistic Variable					Sig	Coeff	Sig	Coeff	Sig	Coeff	Sig	Coeff
Density of saturated zone					0	0.00	0	0.00	0	0.00	0	0.00
Density of Unsaturated zone 1					0	0.00	0	0.00	0	0.00	0	0.00
Depth of roots					0	0.00	0	0.00	0	0.00	0	0.00
Saturated zone hydraulic conductivity					0	0.00	0	0.00	0	0.00	0	0.00
Thickness of Unsaturated zone 1					0	0.00	0	0.00	0	0.00	0	0.00
Contaminated zone b parameter					0	0.00	0	0.00	0	0.00	0	0.00
Saturated zone b parameter					0	0.00	0	0.00	0	0.00	0	0.00
Contaminated zone erosion rate					0	0.00	0	0.00	0	0.00	0	0.00
Contaminated zone hydraulic conductivity					0	0.00	0	0.00	0	0.00	0	0.00
Evapotranspiration coefficient					0	0.00	0	0.00	0	0.00	0	0.00
Runoff coefficient					0	0.00	0	0.00	0	0.00	0	0.00
Saturated zone hydraulic gradient					0	0.00	0	0.00	0	0.00	0	0.00
Weathering removal constant of all vegetation					0	0.00	0	0.00	0	0.00	0	0.00
Wind Speed					0	0.00	0	0.00	0	0.00	0	0.00
Mass loading for inhalation					0	0.00	0	0.00	0	0.00	0	0.00
Depth of soil mixing layer					0	0.00	0	0.00	0	0.00	0	0.00
Density of contaminated zone					0	0.00	0	0.00	0	0.00	0	0.00
Inhalation rate					0	0.00	0	0.00	0	0.00	0	0.00
Soil ingestion					0	0.00	0	0.00	0	0.00	0	0.00
Kd of Th-230 in Contaminated Zone					0	0.00	0	0.00	0	0.00	0	0.00
Kd of Th-230 in Unsaturated Zone 1					0	0.00	0	0.00	0	0.00	0	0.00
Kd of Th-230 in Saturated Zone					0	0.00	0	0.00	0	0.00	0	0.00
Kd of Th-228 in Contaminated Zone					0	0.00	0	0.00	0	0.00	0	0.00
Kd of Th-228 in Unsaturated Zone 1					0	0.00	0	0.00	0	0.00	0	0.00
Kd of Th-228 in Saturated Zone					0	0.00	0	0.00	0	0.00	0	0.00
Area of contaminated zone					0	0.00	0	0.00	0	0.00	0	0.00
Thickness of contaminated zone					0	0.00	0	0.00	0	0.00	0	0.00
Cover depth					0	0.00	0	0.00	0	0.00	0	0.00
Density of cover material					0	0.00	0	0.00	0	0.00	0	0.00
Cover erosion rate					0	0.00	0	0.00	0	0.00	0	0.00
Outdoor time fraction					0	0.00	0	0.00	0	0.00	0	0.00
Meat					0	0.00	0	0.00	0	0.00	0	0.00
Kd of Th-230 in Contaminated Zone					0	0.00	0	0.00	0	0.00	0	0.00
Kd of Th-230 in Unsaturated Zone 1					0	0.00	0	0.00	0	0.00	0	0.00
Kd of Th-230 in Saturated Zone					0	0.00	0	0.00	0	0.00	0	0.00
Aquatic food					0	0.00	0	0.00	0	0.00	0	0.00
Plant food					0	0.00	0	0.00	0	0.00	0	0.00
Kd of Ra-226 in Contaminated Zone					0	0.00	0	0.00	0	0.00	0	0.00
Kd of Ra-226 in Unsaturated Zone 1					0	0.00	0	0.00	0	0.00	0	0.00
Kd of Ra-226 in Saturated Zone					0	0.00	0	0.00	0	0.00	0	0.00
Kd of Pb-210 in Contaminated Zone					0	0.00	0	0.00	0	0.00	0	0.00
Kd of Pb-210 in Unsaturated Zone 1					0	0.00	0	0.00	0	0.00	0	0.00
Kd of Pb-210 in Saturated Zone					0	0.00	0	0.00	0	0.00	0	0.00
Kd of Ra-228 in Contaminated Zone					0	0.00	0	0.00	0	0.00	0	0.00
Kd of Ra-228 in Unsaturated Zone 1					0	0.00	0	0.00	0	0.00	0	0.00
Kd of Ra-228 in Saturated Zone					0	0.00	0	0.00	0	0.00	0	0.00
R-SQUARE						0.00		0.00		0.00		0.00

-Rank is set to zero if the dose is zero or the correlation matrix is singular.

-R-SQUARE varies between 0 and 1 and is called the coefficient of determination; it provides a measure of the variation in the dependent variable (Dose) explained by regression on the independent variables.

Coefficients for peak Th-228 Dose				
Coefficient =				
Repetition =				
Description of Probabilistic Variable	PCC		SRC	
	1		1	
	PRCC		SRRC	
	1		1	
Sig	Coeff	Sig	Coeff	Sig
Density of saturated zone	0 0.00	0 0.00	0 0.00	0 0.00
Density of Unsaturated zone 1	0 0.00	0 0.00	0 0.00	0 0.00
Depth of roots	0 0.00	0 0.00	0 0.00	0 0.00
Saturated zone hydraulic conductivity	0 0.00	0 0.00	0 0.00	0 0.00
Thickness of Unsaturated zone 1	0 0.00	0 0.00	0 0.00	0 0.00
Contaminated zone b parameter	0 0.00	0 0.00	0 0.00	0 0.00
Saturated zone b parameter	0 0.00	0 0.00	0 0.00	0 0.00
Contaminated zone erosion rate	0 0.00	0 0.00	0 0.00	0 0.00
Contaminated zone hydraulic conductivity	0 0.00	0 0.00	0 0.00	0 0.00
Evapotranspiration coefficient	0 0.00	0 0.00	0 0.00	0 0.00
Runoff coefficient	0 0.00	0 0.00	0 0.00	0 0.00
Saturated zone hydraulic gradient	0 0.00	0 0.00	0 0.00	0 0.00
Weathering removal constant of all vegetation	0 0.00	0 0.00	0 0.00	0 0.00
Wind Speed	0 0.00	0 0.00	0 0.00	0 0.00
Mass loading for inhalation	0 0.00	0 0.00	0 0.00	0 0.00
Depth of soil mixing layer	0 0.00	0 0.00	0 0.00	0 0.00
Density of contaminated zone	0 0.00	0 0.00	0 0.00	0 0.00
Inhalation rate	0 0.00	0 0.00	0 0.00	0 0.00
Soil ingestion	0 0.00	0 0.00	0 0.00	0 0.00
Kd of Th-230 in Contaminated Zone	0 0.00	0 0.00	0 0.00	0 0.00
Kd of Th-230 in Unsaturated Zone 1	0 0.00	0 0.00	0 0.00	0 0.00
Kd of Th-230 in Saturated Zone	0 0.00	0 0.00	0 0.00	0 0.00
Kd of Th-228 in Contaminated Zone	0 0.00	0 0.00	0 0.00	0 0.00
Kd of Th-228 in Unsaturated Zone 1	0 0.00	0 0.00	0 0.00	0 0.00
Kd of Th-228 in Saturated Zone	0 0.00	0 0.00	0 0.00	0 0.00
Area of contaminated zone	0 0.00	0 0.00	0 0.00	0 0.00
Thickness of contaminated zone	0 0.00	0 0.00	0 0.00	0 0.00
Cover depth	0 0.00	0 0.00	0 0.00	0 0.00
Density of cover material	0 0.00	0 0.00	0 0.00	0 0.00
Cover erosion rate	0 0.00	0 0.00	0 0.00	0 0.00
Outdoor time fraction	0 0.00	0 0.00	0 0.00	0 0.00
Meat	0 0.00	0 0.00	0 0.00	0 0.00
Kd of Th-230 in Contaminated Zone	0 0.00	0 0.00	0 0.00	0 0.00
Kd of Th-230 in Unsaturated Zone 1	0 0.00	0 0.00	0 0.00	0 0.00
Kd of Th-230 in Saturated Zone	0 0.00	0 0.00	0 0.00	0 0.00
Aquatic food	0 0.00	0 0.00	0 0.00	0 0.00
Plant food	0 0.00	0 0.00	0 0.00	0 0.00
Kd of Ra-226 in Contaminated Zone	0 0.00	0 0.00	0 0.00	0 0.00
Kd of Ra-226 in Unsaturated Zone 1	0 0.00	0 0.00	0 0.00	0 0.00
Kd of Ra-226 in Saturated Zone	0 0.00	0 0.00	0 0.00	0 0.00
Kd of Pb-210 in Contaminated Zone	0 0.00	0 0.00	0 0.00	0 0.00
Kd of Pb-210 in Unsaturated Zone 1	0 0.00	0 0.00	0 0.00	0 0.00
Kd of Pb-210 in Saturated Zone	0 0.00	0 0.00	0 0.00	0 0.00
Kd of Ra-228 in Contaminated Zone	0 0.00	0 0.00	0 0.00	0 0.00
Kd of Ra-228 in Unsaturated Zone 1	0 0.00	0 0.00	0 0.00	0 0.00
Kd of Ra-228 in Saturated Zone	0 0.00	0 0.00	0 0.00	0 0.00
R-SQUARE	0.00	0.00	0.00	0.00

-Rank is set to zero if the dose is zero or the correlation matrix is singular.

-R-SQUARE varies between 0 and 1 and is called the coefficient of determination; it provides a measure of the variation in the dependent variable (Dose) explained by regression on the independent variables.

Coefficients for peak Th-228 Dose					PCC		SRC		PRCC		SRRC	
Coefficient =					2		2		2		2	
Repetition =												
Description of Probabilistic Variable					Sig	Coeff	Sig	Coeff	Sig	Coeff	Sig	Coeff
Density of saturated zone					0	0.00	0	0.00	0	0.00	0	0.00
Density of Unsaturated zone 1					0	0.00	0	0.00	0	0.00	0	0.00
Depth of roots					0	0.00	0	0.00	0	0.00	0	0.00
Saturated zone hydraulic conductivity					0	0.00	0	0.00	0	0.00	0	0.00
Thickness of Unsaturated zone 1					0	0.00	0	0.00	0	0.00	0	0.00
Contaminated zone b parameter					0	0.00	0	0.00	0	0.00	0	0.00
Saturated zone b parameter					0	0.00	0	0.00	0	0.00	0	0.00
Contaminated zone erosion rate					0	0.00	0	0.00	0	0.00	0	0.00
Contaminated zone hydraulic conductivity					0	0.00	0	0.00	0	0.00	0	0.00
Evapotranspiration coefficient					0	0.00	0	0.00	0	0.00	0	0.00
Runoff coefficient					0	0.00	0	0.00	0	0.00	0	0.00
Saturated zone hydraulic gradient					0	0.00	0	0.00	0	0.00	0	0.00
Weathering removal constant of all vegetation					0	0.00	0	0.00	0	0.00	0	0.00
Wind Speed					0	0.00	0	0.00	0	0.00	0	0.00
Mass loading for inhalation					0	0.00	0	0.00	0	0.00	0	0.00
Depth of soil mixing layer					0	0.00	0	0.00	0	0.00	0	0.00
Density of contaminated zone					0	0.00	0	0.00	0	0.00	0	0.00
Inhalation rate					0	0.00	0	0.00	0	0.00	0	0.00
Soil ingestion					0	0.00	0	0.00	0	0.00	0	0.00
Kd of Th-230 in Contaminated Zone					0	0.00	0	0.00	0	0.00	0	0.00
Kd of Th-230 in Unsaturated Zone 1					0	0.00	0	0.00	0	0.00	0	0.00
Kd of Th-230 in Saturated Zone					0	0.00	0	0.00	0	0.00	0	0.00
Kd of Th-228 in Contaminated Zone					0	0.00	0	0.00	0	0.00	0	0.00
Kd of Th-228 in Unsaturated Zone 1					0	0.00	0	0.00	0	0.00	0	0.00
Kd of Th-228 in Saturated Zone					0	0.00	0	0.00	0	0.00	0	0.00
Area of contaminated zone					0	0.00	0	0.00	0	0.00	0	0.00
Thickness of contaminated zone					0	0.00	0	0.00	0	0.00	0	0.00
Cover depth					0	0.00	0	0.00	0	0.00	0	0.00
Density of cover material					0	0.00	0	0.00	0	0.00	0	0.00
Cover erosion rate					0	0.00	0	0.00	0	0.00	0	0.00
Outdoor time fraction					0	0.00	0	0.00	0	0.00	0	0.00
Meat					0	0.00	0	0.00	0	0.00	0	0.00
Kd of Th-230 in Contaminated Zone					0	0.00	0	0.00	0	0.00	0	0.00
Kd of Th-230 in Unsaturated Zone 1					0	0.00	0	0.00	0	0.00	0	0.00
Kd of Th-230 in Saturated Zone					0	0.00	0	0.00	0	0.00	0	0.00
Aquatic food					0	0.00	0	0.00	0	0.00	0	0.00
Plant food					0	0.00	0	0.00	0	0.00	0	0.00
Kd of Ra-226 in Contaminated Zone					0	0.00	0	0.00	0	0.00	0	0.00
Kd of Ra-226 in Unsaturated Zone 1					0	0.00	0	0.00	0	0.00	0	0.00
Kd of Ra-226 in Saturated Zone					0	0.00	0	0.00	0	0.00	0	0.00
Kd of Pb-210 in Contaminated Zone					0	0.00	0	0.00	0	0.00	0	0.00
Kd of Pb-210 in Unsaturated Zone 1					0	0.00	0	0.00	0	0.00	0	0.00
Kd of Pb-210 in Saturated Zone					0	0.00	0	0.00	0	0.00	0	0.00
Kd of Ra-228 in Contaminated Zone					0	0.00	0	0.00	0	0.00	0	0.00
Kd of Ra-228 in Unsaturated Zone 1					0	0.00	0	0.00	0	0.00	0	0.00
Kd of Ra-228 in Saturated Zone					0	0.00	0	0.00	0	0.00	0	0.00
R-SQUARE						0.00		0.00		0.00		0.00

-Rank is set to zero if the dose is zero or the correlation matrix is singular.

-R-SQUARE varies between 0 and 1 and is called the coefficient of determination; it provides a measure of the variation in the dependent variable (Dose) explained by regression on the independent variables.

Coefficients for peak Th-228 Dose
 Coefficient =
 Repetition =

Description of Probabilistic Variable	PCC 3		SRC 3		PRCC 3		SRRC 3	
	Sig	Coeff	Sig	Coeff	Sig	Coeff	Sig	Coeff
Density of saturated zone	0	0.00	0	0.00	0	0.00	0	0.00
Density of Unsaturated zone 1	0	0.00	0	0.00	0	0.00	0	0.00
Depth of roots	0	0.00	0	0.00	0	0.00	0	0.00
Saturated zone hydraulic conductivity	0	0.00	0	0.00	0	0.00	0	0.00
Thickness of Unsaturated zone 1	0	0.00	0	0.00	0	0.00	0	0.00
Contaminated zone b parameter	0	0.00	0	0.00	0	0.00	0	0.00
Saturated zone b parameter	0	0.00	0	0.00	0	0.00	0	0.00
Contaminated zone erosion rate	0	0.00	0	0.00	0	0.00	0	0.00
Contaminated zone hydraulic conductivity	0	0.00	0	0.00	0	0.00	0	0.00
Evapotranspiration coefficient	0	0.00	0	0.00	0	0.00	0	0.00
Runoff coefficient	0	0.00	0	0.00	0	0.00	0	0.00
Saturated zone hydraulic gradient	0	0.00	0	0.00	0	0.00	0	0.00
Weathering removal constant of all vegetation	0	0.00	0	0.00	0	0.00	0	0.00
Wind Speed	0	0.00	0	0.00	0	0.00	0	0.00
Mass loading for inhalation	0	0.00	0	0.00	0	0.00	0	0.00
Depth of soil mixing layer	0	0.00	0	0.00	0	0.00	0	0.00
Density of contaminated zone	0	0.00	0	0.00	0	0.00	0	0.00
Inhalation rate	0	0.00	0	0.00	0	0.00	0	0.00
Soil ingestion	0	0.00	0	0.00	0	0.00	0	0.00
Kd of Th-230 in Contaminated Zone	0	0.00	0	0.00	0	0.00	0	0.00
Kd of Th-230 in Unsaturated Zone 1	0	0.00	0	0.00	0	0.00	0	0.00
Kd of Th-230 in Saturated Zone	0	0.00	0	0.00	0	0.00	0	0.00
Kd of Th-228 in Contaminated Zone	0	0.00	0	0.00	0	0.00	0	0.00
Kd of Th-228 in Unsaturated Zone 1	0	0.00	0	0.00	0	0.00	0	0.00
Kd of Th-228 in Saturated Zone	0	0.00	0	0.00	0	0.00	0	0.00
Area of contaminated zone	0	0.00	0	0.00	0	0.00	0	0.00
Thickness of contaminated zone	0	0.00	0	0.00	0	0.00	0	0.00
Cover depth	0	0.00	0	0.00	0	0.00	0	0.00
Density of cover material	0	0.00	0	0.00	0	0.00	0	0.00
Cover erosion rate	0	0.00	0	0.00	0	0.00	0	0.00
Outdoor time fraction	0	0.00	0	0.00	0	0.00	0	0.00
Meat	0	0.00	0	0.00	0	0.00	0	0.00
Kd of Th-230 in Contaminated Zone	0	0.00	0	0.00	0	0.00	0	0.00
Kd of Th-230 in Unsaturated Zone 1	0	0.00	0	0.00	0	0.00	0	0.00
Kd of Th-230 in Saturated Zone	0	0.00	0	0.00	0	0.00	0	0.00
Aquatic food	0	0.00	0	0.00	0	0.00	0	0.00
Plant food	0	0.00	0	0.00	0	0.00	0	0.00
Kd of Ra-226 in Contaminated Zone	0	0.00	0	0.00	0	0.00	0	0.00
Kd of Ra-226 in Unsaturated Zone 1	0	0.00	0	0.00	0	0.00	0	0.00
Kd of Ra-226 in Saturated Zone	0	0.00	0	0.00	0	0.00	0	0.00
Kd of Pb-210 in Contaminated Zone	0	0.00	0	0.00	0	0.00	0	0.00
Kd of Pb-210 in Unsaturated Zone 1	0	0.00	0	0.00	0	0.00	0	0.00
Kd of Pb-210 in Saturated Zone	0	0.00	0	0.00	0	0.00	0	0.00
Kd of Ra-228 in Contaminated Zone	0	0.00	0	0.00	0	0.00	0	0.00
Kd of Ra-228 in Unsaturated Zone 1	0	0.00	0	0.00	0	0.00	0	0.00
Kd of Ra-228 in Saturated Zone	0	0.00	0	0.00	0	0.00	0	0.00
R-SQUARE		0.00		0.00		0.00		0.00

-Rank is set to zero if the dose is zero or the correlation matrix is singular.

-R-SQUARE varies between 0 and 1 and is called the coefficient of determination; it provides a measure of the variation in the dependent variable (Dose) explained by regression on the independent variables.

Coefficients for peak Th-228 Dose		PCC		SRC		PRCC		SRRC	
Coefficient =		4		4		4		4	
Repetition =									
Description of Probabilistic Variable		Sig	Coeff	Sig	Coeff	Sig	Coeff	Sig	Coeff
Density of saturated zone		0	0.00	0	0.00	0	0.00	0	0.00
Density of Unsaturated zone 1		0	0.00	0	0.00	0	0.00	0	0.00
Depth of roots		0	0.00	0	0.00	0	0.00	0	0.00
Saturated zone hydraulic conductivity		0	0.00	0	0.00	0	0.00	0	0.00
Thickness of Unsaturated zone 1		0	0.00	0	0.00	0	0.00	0	0.00
Contaminated zone b parameter		0	0.00	0	0.00	0	0.00	0	0.00
Saturated zone b parameter		0	0.00	0	0.00	0	0.00	0	0.00
Contaminated zone erosion rate		0	0.00	0	0.00	0	0.00	0	0.00
Contaminated zone hydraulic conductivity		0	0.00	0	0.00	0	0.00	0	0.00
Evapotranspiration coefficient		0	0.00	0	0.00	0	0.00	0	0.00
Runoff coefficient		0	0.00	0	0.00	0	0.00	0	0.00
Saturated zone hydraulic gradient		0	0.00	0	0.00	0	0.00	0	0.00
Weathering removal constant of all vegetation		0	0.00	0	0.00	0	0.00	0	0.00
Wind Speed		0	0.00	0	0.00	0	0.00	0	0.00
Mass loading for inhalation		0	0.00	0	0.00	0	0.00	0	0.00
Depth of soil mixing layer		0	0.00	0	0.00	0	0.00	0	0.00
Density of contaminated zone		0	0.00	0	0.00	0	0.00	0	0.00
Inhalation rate		0	0.00	0	0.00	0	0.00	0	0.00
Soil ingestion		0	0.00	0	0.00	0	0.00	0	0.00
Kd of Th-230 in Contaminated Zone		0	0.00	0	0.00	0	0.00	0	0.00
Kd of Th-230 in Unsaturated Zone 1		0	0.00	0	0.00	0	0.00	0	0.00
Kd of Th-230 in Saturated Zone		0	0.00	0	0.00	0	0.00	0	0.00
Kd of Th-228 in Contaminated Zone		0	0.00	0	0.00	0	0.00	0	0.00
Kd of Th-228 in Unsaturated Zone 1		0	0.00	0	0.00	0	0.00	0	0.00
Kd of Th-228 in Saturated Zone		0	0.00	0	0.00	0	0.00	0	0.00
Area of contaminated zone		0	0.00	0	0.00	0	0.00	0	0.00
Thickness of contaminated zone		0	0.00	0	0.00	0	0.00	0	0.00
Cover depth		0	0.00	0	0.00	0	0.00	0	0.00
Density of cover material		0	0.00	0	0.00	0	0.00	0	0.00
Cover erosion rate		0	0.00	0	0.00	0	0.00	0	0.00
Outdoor time fraction		0	0.00	0	0.00	0	0.00	0	0.00
Meat		0	0.00	0	0.00	0	0.00	0	0.00
Kd of Th-230 in Contaminated Zone		0	0.00	0	0.00	0	0.00	0	0.00
Kd of Th-230 in Unsaturated Zone 1		0	0.00	0	0.00	0	0.00	0	0.00
Kd of Th-230 in Saturated Zone		0	0.00	0	0.00	0	0.00	0	0.00
Aquatic food		0	0.00	0	0.00	0	0.00	0	0.00
Plant food		0	0.00	0	0.00	0	0.00	0	0.00
Kd of Ra-226 in Contaminated Zone		0	0.00	0	0.00	0	0.00	0	0.00
Kd of Ra-226 in Unsaturated Zone 1		0	0.00	0	0.00	0	0.00	0	0.00
Kd of Ra-226 in Saturated Zone		0	0.00	0	0.00	0	0.00	0	0.00
Kd of Pb-210 in Contaminated Zone		0	0.00	0	0.00	0	0.00	0	0.00
Kd of Pb-210 in Unsaturated Zone 1		0	0.00	0	0.00	0	0.00	0	0.00
Kd of Pb-210 in Saturated Zone		0	0.00	0	0.00	0	0.00	0	0.00
Kd of Ra-228 in Contaminated Zone		0	0.00	0	0.00	0	0.00	0	0.00
Kd of Ra-228 in Unsaturated Zone 1		0	0.00	0	0.00	0	0.00	0	0.00
Kd of Ra-228 in Saturated Zone		0	0.00	0	0.00	0	0.00	0	0.00
R-SQUARE		0.00		0.00		0.00		0.00	

-Rank is set to zero if the dose is zero or the correlation matrix is singular.

-R-SQUARE varies between 0 and 1 and is called the coefficient of determination; it provides a measure of the variation in the dependent variable (Dose) explained by regression on the independent variables.

Coefficients for peak Th-228 Dose
 Coefficient =
 Repetition =

Description of Probabilistic Variable	PCC 5		SRC 5		PRCC 5		SRRC 5	
	Sig	Coeff	Sig	Coeff	Sig	Coeff	Sig	Coeff
Density of saturated zone	0	0.00	0	0.00	0	0.00	0	0.00
Density of Unsaturated zone 1	0	0.00	0	0.00	0	0.00	0	0.00
Depth of roots	0	0.00	0	0.00	0	0.00	0	0.00
Saturated zone hydraulic conductivity	0	0.00	0	0.00	0	0.00	0	0.00
Thickness of Unsaturated zone 1	0	0.00	0	0.00	0	0.00	0	0.00
Contaminated zone b parameter	0	0.00	0	0.00	0	0.00	0	0.00
Saturated zone b parameter	0	0.00	0	0.00	0	0.00	0	0.00
Contaminated zone erosion rate	0	0.00	0	0.00	0	0.00	0	0.00
Contaminated zone hydraulic conductivity	0	0.00	0	0.00	0	0.00	0	0.00
Evapotranspiration coefficient	0	0.00	0	0.00	0	0.00	0	0.00
Runoff coefficient	0	0.00	0	0.00	0	0.00	0	0.00
Saturated zone hydraulic gradient	0	0.00	0	0.00	0	0.00	0	0.00
Weathering removal constant of all vegetation	0	0.00	0	0.00	0	0.00	0	0.00
Wind Speed	0	0.00	0	0.00	0	0.00	0	0.00
Mass loading for inhalation	0	0.00	0	0.00	0	0.00	0	0.00
Depth of soil mixing layer	0	0.00	0	0.00	0	0.00	0	0.00
Density of contaminated zone	0	0.00	0	0.00	0	0.00	0	0.00
Inhalation rate	0	0.00	0	0.00	0	0.00	0	0.00
Soil ingestion	0	0.00	0	0.00	0	0.00	0	0.00
Kd of Th-230 in Contaminated Zone	0	0.00	0	0.00	0	0.00	0	0.00
Kd of Th-230 in Unsaturated Zone 1	0	0.00	0	0.00	0	0.00	0	0.00
Kd of Th-230 in Saturated Zone	0	0.00	0	0.00	0	0.00	0	0.00
Kd of Th-228 in Contaminated Zone	0	0.00	0	0.00	0	0.00	0	0.00
Kd of Th-228 in Unsaturated Zone 1	0	0.00	0	0.00	0	0.00	0	0.00
Kd of Th-228 in Saturated Zone	0	0.00	0	0.00	0	0.00	0	0.00
Area of contaminated zone	0	0.00	0	0.00	0	0.00	0	0.00
Thickness of contaminated zone	0	0.00	0	0.00	0	0.00	0	0.00
Cover depth	0	0.00	0	0.00	0	0.00	0	0.00
Density of cover material	0	0.00	0	0.00	0	0.00	0	0.00
Cover erosion rate	0	0.00	0	0.00	0	0.00	0	0.00
Outdoor time fraction	0	0.00	0	0.00	0	0.00	0	0.00
Meat	0	0.00	0	0.00	0	0.00	0	0.00
Kd of Th-230 in Contaminated Zone	0	0.00	0	0.00	0	0.00	0	0.00
Kd of Th-230 in Unsaturated Zone 1	0	0.00	0	0.00	0	0.00	0	0.00
Kd of Th-230 in Saturated Zone	0	0.00	0	0.00	0	0.00	0	0.00
Aquatic food	0	0.00	0	0.00	0	0.00	0	0.00
Plant food	0	0.00	0	0.00	0	0.00	0	0.00
Kd of Ra-226 in Contaminated Zone	0	0.00	0	0.00	0	0.00	0	0.00
Kd of Ra-226 in Unsaturated Zone 1	0	0.00	0	0.00	0	0.00	0	0.00
Kd of Ra-226 in Saturated Zone	0	0.00	0	0.00	0	0.00	0	0.00
Kd of Pb-210 in Contaminated Zone	0	0.00	0	0.00	0	0.00	0	0.00
Kd of Pb-210 in Unsaturated Zone 1	0	0.00	0	0.00	0	0.00	0	0.00
Kd of Pb-210 in Saturated Zone	0	0.00	0	0.00	0	0.00	0	0.00
Kd of Ra-228 in Contaminated Zone	0	0.00	0	0.00	0	0.00	0	0.00
Kd of Ra-228 in Unsaturated Zone 1	0	0.00	0	0.00	0	0.00	0	0.00
Kd of Ra-228 in Saturated Zone	0	0.00	0	0.00	0	0.00	0	0.00
R-SQUARE		0.00		0.00		0.00		0.00

-Rank is set to zero if the dose is zero or the correlation matrix is singular.

-R-SQUARE varies between 0 and 1 and is called the coefficient of determination; it provides a measure of the variation in the dependent variable (Dose) explained by regression on the independent variables.

Coefficients for peak Th-230 Dose
 Coefficient =
 Repetition =

Description of Probabilistic Variable	PCC 1		SRC 1		PRCC 1		SRRC 1	
	Sig	Coeff	Sig	Coeff	Sig	Coeff	Sig	Coeff
Density of saturated zone	0	0.00	0	0.00	0	0.00	0	0.00
Density of Unsaturated zone 1	0	0.00	0	0.00	0	0.00	0	0.00
Depth of roots	0	0.00	0	0.00	0	0.00	0	0.00
Saturated zone hydraulic conductivity	0	0.00	0	0.00	0	0.00	0	0.00
Thickness of Unsaturated zone 1	0	0.00	0	0.00	0	0.00	0	0.00
Contaminated zone b parameter	0	0.00	0	0.00	0	0.00	0	0.00
Saturated zone b parameter	0	0.00	0	0.00	0	0.00	0	0.00
Contaminated zone erosion rate	0	0.00	0	0.00	0	0.00	0	0.00
Contaminated zone hydraulic conductivity	0	0.00	0	0.00	0	0.00	0	0.00
Evapotranspiration coefficient	0	0.00	0	0.00	0	0.00	0	0.00
Runoff coefficient	0	0.00	0	0.00	0	0.00	0	0.00
Saturated zone hydraulic gradient	0	0.00	0	0.00	0	0.00	0	0.00
Weathering removal constant of all vegetation	0	0.00	0	0.00	0	0.00	0	0.00
Wind Speed	0	0.00	0	0.00	0	0.00	0	0.00
Mass loading for inhalation	0	0.00	0	0.00	0	0.00	0	0.00
Depth of soil mixing layer	0	0.00	0	0.00	0	0.00	0	0.00
Density of contaminated zone	0	0.00	0	0.00	0	0.00	0	0.00
Inhalation rate	0	0.00	0	0.00	0	0.00	0	0.00
Soil ingestion	0	0.00	0	0.00	0	0.00	0	0.00
Kd of Th-230 in Contaminated Zone	0	0.00	0	0.00	0	0.00	0	0.00
Kd of Th-230 in Unsaturated Zone 1	0	0.00	0	0.00	0	0.00	0	0.00
Kd of Th-230 in Saturated Zone	0	0.00	0	0.00	0	0.00	0	0.00
Kd of Th-228 in Contaminated Zone	0	0.00	0	0.00	0	0.00	0	0.00
Kd of Th-228 in Unsaturated Zone 1	0	0.00	0	0.00	0	0.00	0	0.00
Kd of Th-228 in Saturated Zone	0	0.00	0	0.00	0	0.00	0	0.00
Area of contaminated zone	0	0.00	0	0.00	0	0.00	0	0.00
Thickness of contaminated zone	0	0.00	0	0.00	0	0.00	0	0.00
Cover depth	0	0.00	0	0.00	0	0.00	0	0.00
Density of cover material	0	0.00	0	0.00	0	0.00	0	0.00
Cover erosion rate	0	0.00	0	0.00	0	0.00	0	0.00
Outdoor time fraction	0	0.00	0	0.00	0	0.00	0	0.00
Meat	0	0.00	0	0.00	0	0.00	0	0.00
Kd of Th-230 in Contaminated Zone	0	0.00	0	0.00	0	0.00	0	0.00
Kd of Th-230 in Unsaturated Zone 1	0	0.00	0	0.00	0	0.00	0	0.00
Kd of Th-230 in Saturated Zone	0	0.00	0	0.00	0	0.00	0	0.00
Aquatic food	0	0.00	0	0.00	0	0.00	0	0.00
Plant food	0	0.00	0	0.00	0	0.00	0	0.00
Kd of Ra-226 in Contaminated Zone	0	0.00	0	0.00	0	0.00	0	0.00
Kd of Ra-226 in Unsaturated Zone 1	0	0.00	0	0.00	0	0.00	0	0.00
Kd of Ra-226 in Saturated Zone	0	0.00	0	0.00	0	0.00	0	0.00
Kd of Pb-210 in Contaminated Zone	0	0.00	0	0.00	0	0.00	0	0.00
Kd of Pb-210 in Unsaturated Zone 1	0	0.00	0	0.00	0	0.00	0	0.00
Kd of Pb-210 in Saturated Zone	0	0.00	0	0.00	0	0.00	0	0.00
Kd of Ra-228 in Contaminated Zone	0	0.00	0	0.00	0	0.00	0	0.00
Kd of Ra-228 in Unsaturated Zone 1	0	0.00	0	0.00	0	0.00	0	0.00
Kd of Ra-228 in Saturated Zone	0	0.00	0	0.00	0	0.00	0	0.00
R-SQUARE		0.00		0.00		0.00		0.00

-Rank is set to zero if the dose is zero or the correlation matrix is singular.

-R-SQUARE varies between 0 and 1 and is called the coefficient of determination; it provides a measure of the variation in the dependent variable (Dose) explained by regression on the independent variables.

Coefficients for peak Th-230 Dose
 Coefficient =
 Repetition =

Description of Probabilistic Variable	PCC 2		SRC 2		PRCC 2		SRRC 2	
	Sig	Coeff	Sig	Coeff	Sig	Coeff	Sig	Coeff
Density of saturated zone	0	0.00	0	0.00	0	0.00	0	0.00
Density of Unsaturated zone 1	0	0.00	0	0.00	0	0.00	0	0.00
Depth of roots	0	0.00	0	0.00	0	0.00	0	0.00
Saturated zone hydraulic conductivity	0	0.00	0	0.00	0	0.00	0	0.00
Thickness of Unsaturated zone 1	0	0.00	0	0.00	0	0.00	0	0.00
Contaminated zone b parameter	0	0.00	0	0.00	0	0.00	0	0.00
Saturated zone b parameter	0	0.00	0	0.00	0	0.00	0	0.00
Contaminated zone erosion rate	0	0.00	0	0.00	0	0.00	0	0.00
Contaminated zone hydraulic conductivity	0	0.00	0	0.00	0	0.00	0	0.00
Evapotranspiration coefficient	0	0.00	0	0.00	0	0.00	0	0.00
Runoff coefficient	0	0.00	0	0.00	0	0.00	0	0.00
Saturated zone hydraulic gradient	0	0.00	0	0.00	0	0.00	0	0.00
Weathering removal constant of all vegetation	0	0.00	0	0.00	0	0.00	0	0.00
Wind Speed	0	0.00	0	0.00	0	0.00	0	0.00
Mass loading for inhalation	0	0.00	0	0.00	0	0.00	0	0.00
Depth of soil mixing layer	0	0.00	0	0.00	0	0.00	0	0.00
Density of contaminated zone	0	0.00	0	0.00	0	0.00	0	0.00
Inhalation rate	0	0.00	0	0.00	0	0.00	0	0.00
Soil ingestion	0	0.00	0	0.00	0	0.00	0	0.00
Kd of Th-230 in Contaminated Zone	0	0.00	0	0.00	0	0.00	0	0.00
Kd of Th-230 in Unsaturated Zone 1	0	0.00	0	0.00	0	0.00	0	0.00
Kd of Th-230 in Saturated Zone	0	0.00	0	0.00	0	0.00	0	0.00
Kd of Th-228 in Contaminated Zone	0	0.00	0	0.00	0	0.00	0	0.00
Kd of Th-228 in Unsaturated Zone 1	0	0.00	0	0.00	0	0.00	0	0.00
Kd of Th-228 in Saturated Zone	0	0.00	0	0.00	0	0.00	0	0.00
Area of contaminated zone	0	0.00	0	0.00	0	0.00	0	0.00
Thickness of contaminated zone	0	0.00	0	0.00	0	0.00	0	0.00
Cover depth	0	0.00	0	0.00	0	0.00	0	0.00
Density of cover material	0	0.00	0	0.00	0	0.00	0	0.00
Cover erosion rate	0	0.00	0	0.00	0	0.00	0	0.00
Outdoor time fraction	0	0.00	0	0.00	0	0.00	0	0.00
Meat	0	0.00	0	0.00	0	0.00	0	0.00
Kd of Th-230 in Contaminated Zone	0	0.00	0	0.00	0	0.00	0	0.00
Kd of Th-230 in Unsaturated Zone 1	0	0.00	0	0.00	0	0.00	0	0.00
Kd of Th-230 in Saturated Zone	0	0.00	0	0.00	0	0.00	0	0.00
Aquatic food	0	0.00	0	0.00	0	0.00	0	0.00
Plant food	0	0.00	0	0.00	0	0.00	0	0.00
Kd of Ra-226 in Contaminated Zone	0	0.00	0	0.00	0	0.00	0	0.00
Kd of Ra-226 in Unsaturated Zone 1	0	0.00	0	0.00	0	0.00	0	0.00
Kd of Ra-226 in Saturated Zone	0	0.00	0	0.00	0	0.00	0	0.00
Kd of Pb-210 in Contaminated Zone	0	0.00	0	0.00	0	0.00	0	0.00
Kd of Pb-210 in Unsaturated Zone 1	0	0.00	0	0.00	0	0.00	0	0.00
Kd of Pb-210 in Saturated Zone	0	0.00	0	0.00	0	0.00	0	0.00
Kd of Ra-228 in Contaminated Zone	0	0.00	0	0.00	0	0.00	0	0.00
Kd of Ra-228 in Unsaturated Zone 1	0	0.00	0	0.00	0	0.00	0	0.00
Kd of Ra-228 in Saturated Zone	0	0.00	0	0.00	0	0.00	0	0.00
R-SQUARE		0.00		0.00		0.00		0.00

-Rank is set to zero if the dose is zero or the correlation matrix is singular.

-R-SQUARE varies between 0 and 1 and is called the coefficient of determination; it provides a measure of the variation in the dependent variable (Dose) explained by regression on the independent variables.

Coefficients for peak Th-230 Dose									
Coefficient =									
Repetition =									
Description of Probabilistic Variable	PCC		SRC		PRCC		SRRC		
	3		3		3		3		
	Sig	Coeff	Sig	Coeff	Sig	Coeff	Sig	Coeff	
Density of saturated zone	0	0.00	0	0.00	0	0.00	0	0.00	
Density of Unsaturated zone 1	0	0.00	0	0.00	0	0.00	0	0.00	
Depth of roots	0	0.00	0	0.00	0	0.00	0	0.00	
Saturated zone hydraulic conductivity	0	0.00	0	0.00	0	0.00	0	0.00	
Thickness of Unsaturated zone 1	0	0.00	0	0.00	0	0.00	0	0.00	
Contaminated zone b parameter	0	0.00	0	0.00	0	0.00	0	0.00	
Saturated zone b parameter	0	0.00	0	0.00	0	0.00	0	0.00	
Contaminated zone erosion rate	0	0.00	0	0.00	0	0.00	0	0.00	
Contaminated zone hydraulic conductivity	0	0.00	0	0.00	0	0.00	0	0.00	
Evapotranspiration coefficient	0	0.00	0	0.00	0	0.00	0	0.00	
Runoff coefficient	0	0.00	0	0.00	0	0.00	0	0.00	
Saturated zone hydraulic gradient	0	0.00	0	0.00	0	0.00	0	0.00	
Weathering removal constant of all vegetation	0	0.00	0	0.00	0	0.00	0	0.00	
Wind Speed	0	0.00	0	0.00	0	0.00	0	0.00	
Mass loading for inhalation	0	0.00	0	0.00	0	0.00	0	0.00	
Depth of soil mixing layer	0	0.00	0	0.00	0	0.00	0	0.00	
Density of contaminated zone	0	0.00	0	0.00	0	0.00	0	0.00	
Inhalation rate	0	0.00	0	0.00	0	0.00	0	0.00	
Soil ingestion	0	0.00	0	0.00	0	0.00	0	0.00	
Kd of Th-230 in Contaminated Zone	0	0.00	0	0.00	0	0.00	0	0.00	
Kd of Th-230 in Unsaturated Zone 1	0	0.00	0	0.00	0	0.00	0	0.00	
Kd of Th-230 in Saturated Zone	0	0.00	0	0.00	0	0.00	0	0.00	
Kd of Th-228 in Contaminated Zone	0	0.00	0	0.00	0	0.00	0	0.00	
Kd of Th-228 in Unsaturated Zone 1	0	0.00	0	0.00	0	0.00	0	0.00	
Kd of Th-228 in Saturated Zone	0	0.00	0	0.00	0	0.00	0	0.00	
Area of contaminated zone	0	0.00	0	0.00	0	0.00	0	0.00	
Thickness of contaminated zone	0	0.00	0	0.00	0	0.00	0	0.00	
Cover depth	0	0.00	0	0.00	0	0.00	0	0.00	
Density of cover material	0	0.00	0	0.00	0	0.00	0	0.00	
Cover erosion rate	0	0.00	0	0.00	0	0.00	0	0.00	
Outdoor time fraction	0	0.00	0	0.00	0	0.00	0	0.00	
Meat	0	0.00	0	0.00	0	0.00	0	0.00	
Kd of Th-230 in Contaminated Zone	0	0.00	0	0.00	0	0.00	0	0.00	
Kd of Th-230 in Unsaturated Zone 1	0	0.00	0	0.00	0	0.00	0	0.00	
Kd of Th-230 in Saturated Zone	0	0.00	0	0.00	0	0.00	0	0.00	
Aquatic food	0	0.00	0	0.00	0	0.00	0	0.00	
Plant food	0	0.00	0	0.00	0	0.00	0	0.00	
Kd of Ra-226 in Contaminated Zone	0	0.00	0	0.00	0	0.00	0	0.00	
Kd of Ra-226 in Unsaturated Zone 1	0	0.00	0	0.00	0	0.00	0	0.00	
Kd of Ra-226 in Saturated Zone	0	0.00	0	0.00	0	0.00	0	0.00	
Kd of Pb-210 in Contaminated Zone	0	0.00	0	0.00	0	0.00	0	0.00	
Kd of Pb-210 in Unsaturated Zone 1	0	0.00	0	0.00	0	0.00	0	0.00	
Kd of Pb-210 in Saturated Zone	0	0.00	0	0.00	0	0.00	0	0.00	
Kd of Ra-228 in Contaminated Zone	0	0.00	0	0.00	0	0.00	0	0.00	
Kd of Ra-228 in Unsaturated Zone 1	0	0.00	0	0.00	0	0.00	0	0.00	
Kd of Ra-228 in Saturated Zone	0	0.00	0	0.00	0	0.00	0	0.00	
R-SQUARE		0.00		0.00		0.00		0.00	

-Rank is set to zero if the dose is zero or the correlation matrix is singular.

-R-SQUARE varies between 0 and 1 and is called the coefficient of determination; it provides a measure of the variation in the dependent variable (Dose) explained by regression on the independent variables.

Coefficients for peak Th-230 Dose									
Coefficient =									
Repetition =									
Description of Probabilistic Variable	PCC		SRC		PRCC		SRRC		
	Sig	Coeff	Sig	Coeff	Sig	Coeff	Sig	Coeff	
Density of saturated zone	0	0.00	0	0.00	0	0.00	0	0.00	
Density of Unsaturated zone 1	0	0.00	0	0.00	0	0.00	0	0.00	
Depth of roots	0	0.00	0	0.00	0	0.00	0	0.00	
Saturated zone hydraulic conductivity	0	0.00	0	0.00	0	0.00	0	0.00	
Thickness of Unsaturated zone 1	0	0.00	0	0.00	0	0.00	0	0.00	
Contaminated zone b parameter	0	0.00	0	0.00	0	0.00	0	0.00	
Saturated zone b parameter	0	0.00	0	0.00	0	0.00	0	0.00	
Contaminated zone erosion rate	0	0.00	0	0.00	0	0.00	0	0.00	
Contaminated zone hydraulic conductivity	0	0.00	0	0.00	0	0.00	0	0.00	
Evapotranspiration coefficient	0	0.00	0	0.00	0	0.00	0	0.00	
Runoff coefficient	0	0.00	0	0.00	0	0.00	0	0.00	
Saturated zone hydraulic gradient	0	0.00	0	0.00	0	0.00	0	0.00	
Weathering removal constant of all vegetation	0	0.00	0	0.00	0	0.00	0	0.00	
Wind Speed	0	0.00	0	0.00	0	0.00	0	0.00	
Mass loading for inhalation	0	0.00	0	0.00	0	0.00	0	0.00	
Depth of soil mixing layer	0	0.00	0	0.00	0	0.00	0	0.00	
Density of contaminated zone	0	0.00	0	0.00	0	0.00	0	0.00	
Inhalation rate	0	0.00	0	0.00	0	0.00	0	0.00	
Soil ingestion	0	0.00	0	0.00	0	0.00	0	0.00	
Kd of Th-230 in Contaminated Zone	0	0.00	0	0.00	0	0.00	0	0.00	
Kd of Th-230 in Unsaturated Zone 1	0	0.00	0	0.00	0	0.00	0	0.00	
Kd of Th-230 in Saturated Zone	0	0.00	0	0.00	0	0.00	0	0.00	
Kd of Th-228 in Contaminated Zone	0	0.00	0	0.00	0	0.00	0	0.00	
Kd of Th-228 in Unsaturated Zone 1	0	0.00	0	0.00	0	0.00	0	0.00	
Kd of Th-228 in Saturated Zone	0	0.00	0	0.00	0	0.00	0	0.00	
Area of contaminated zone	0	0.00	0	0.00	0	0.00	0	0.00	
Thickness of contaminated zone	0	0.00	0	0.00	0	0.00	0	0.00	
Cover depth	0	0.00	0	0.00	0	0.00	0	0.00	
Density of cover material	0	0.00	0	0.00	0	0.00	0	0.00	
Cover erosion rate	0	0.00	0	0.00	0	0.00	0	0.00	
Outdoor time fraction	0	0.00	0	0.00	0	0.00	0	0.00	
Meat	0	0.00	0	0.00	0	0.00	0	0.00	
Kd of Th-230 in Contaminated Zone	0	0.00	0	0.00	0	0.00	0	0.00	
Kd of Th-230 in Unsaturated Zone 1	0	0.00	0	0.00	0	0.00	0	0.00	
Kd of Th-230 in Saturated Zone	0	0.00	0	0.00	0	0.00	0	0.00	
Aquatic food	0	0.00	0	0.00	0	0.00	0	0.00	
Plant food	0	0.00	0	0.00	0	0.00	0	0.00	
Kd of Ra-226 in Contaminated Zone	0	0.00	0	0.00	0	0.00	0	0.00	
Kd of Ra-226 in Unsaturated Zone 1	0	0.00	0	0.00	0	0.00	0	0.00	
Kd of Ra-226 in Saturated Zone	0	0.00	0	0.00	0	0.00	0	0.00	
Kd of Pb-210 in Contaminated Zone	0	0.00	0	0.00	0	0.00	0	0.00	
Kd of Pb-210 in Unsaturated Zone 1	0	0.00	0	0.00	0	0.00	0	0.00	
Kd of Pb-210 in Saturated Zone	0	0.00	0	0.00	0	0.00	0	0.00	
Kd of Ra-228 in Contaminated Zone	0	0.00	0	0.00	0	0.00	0	0.00	
Kd of Ra-228 in Unsaturated Zone 1	0	0.00	0	0.00	0	0.00	0	0.00	
Kd of Ra-228 in Saturated Zone	0	0.00	0	0.00	0	0.00	0	0.00	
R-SQUARE		0.00		0.00		0.00		0.00	

-Rank is set to zero if the dose is zero or the correlation matrix is singular.

-R-SQUARE varies between 0 and 1 and is called the coefficient of determination; it provides a measure of the variation in the dependent variable (Dose) explained by regression on the independent variables.

Coefficients for peak Th-230 Dose
 Coefficient =
 Repetition =

Description of Probabilistic Variable	PCC 5		SRC 5		PRCC 5		SRRC 5	
	Sig	Coeff	Sig	Coeff	Sig	Coeff	Sig	Coeff
Density of saturated zone	0	0.00	0	0.00	0	0.00	0	0.00
Density of Unsaturated zone 1	0	0.00	0	0.00	0	0.00	0	0.00
Depth of roots	0	0.00	0	0.00	0	0.00	0	0.00
Saturated zone hydraulic conductivity	0	0.00	0	0.00	0	0.00	0	0.00
Thickness of Unsaturated zone 1	0	0.00	0	0.00	0	0.00	0	0.00
Contaminated zone b parameter	0	0.00	0	0.00	0	0.00	0	0.00
Saturated zone b parameter	0	0.00	0	0.00	0	0.00	0	0.00
Contaminated zone erosion rate	0	0.00	0	0.00	0	0.00	0	0.00
Contaminated zone hydraulic conductivity	0	0.00	0	0.00	0	0.00	0	0.00
Evapotranspiration coefficient	0	0.00	0	0.00	0	0.00	0	0.00
Runoff coefficient	0	0.00	0	0.00	0	0.00	0	0.00
Saturated zone hydraulic gradient	0	0.00	0	0.00	0	0.00	0	0.00
Weathering removal constant of all vegetation	0	0.00	0	0.00	0	0.00	0	0.00
Wind Speed	0	0.00	0	0.00	0	0.00	0	0.00
Mass loading for inhalation	0	0.00	0	0.00	0	0.00	0	0.00
Depth of soil mixing layer	0	0.00	0	0.00	0	0.00	0	0.00
Density of contaminated zone	0	0.00	0	0.00	0	0.00	0	0.00
Inhalation rate	0	0.00	0	0.00	0	0.00	0	0.00
Soil ingestion	0	0.00	0	0.00	0	0.00	0	0.00
Kd of Th-230 in Contaminated Zone	0	0.00	0	0.00	0	0.00	0	0.00
Kd of Th-230 in Unsaturated Zone 1	0	0.00	0	0.00	0	0.00	0	0.00
Kd of Th-230 in Saturated Zone	0	0.00	0	0.00	0	0.00	0	0.00
Kd of Th-228 in Contaminated Zone	0	0.00	0	0.00	0	0.00	0	0.00
Kd of Th-228 in Unsaturated Zone 1	0	0.00	0	0.00	0	0.00	0	0.00
Kd of Th-228 in Saturated Zone	0	0.00	0	0.00	0	0.00	0	0.00
Area of contaminated zone	0	0.00	0	0.00	0	0.00	0	0.00
Thickness of contaminated zone	0	0.00	0	0.00	0	0.00	0	0.00
Cover depth	0	0.00	0	0.00	0	0.00	0	0.00
Density of cover material	0	0.00	0	0.00	0	0.00	0	0.00
Cover erosion rate	0	0.00	0	0.00	0	0.00	0	0.00
Outdoor time fraction	0	0.00	0	0.00	0	0.00	0	0.00
Meat	0	0.00	0	0.00	0	0.00	0	0.00
Kd of Th-230 in Contaminated Zone	0	0.00	0	0.00	0	0.00	0	0.00
Kd of Th-230 in Unsaturated Zone 1	0	0.00	0	0.00	0	0.00	0	0.00
Kd of Th-230 in Saturated Zone	0	0.00	0	0.00	0	0.00	0	0.00
Aquatic food	0	0.00	0	0.00	0	0.00	0	0.00
Plant food	0	0.00	0	0.00	0	0.00	0	0.00
Kd of Ra-226 in Contaminated Zone	0	0.00	0	0.00	0	0.00	0	0.00
Kd of Ra-226 in Unsaturated Zone 1	0	0.00	0	0.00	0	0.00	0	0.00
Kd of Ra-226 in Saturated Zone	0	0.00	0	0.00	0	0.00	0	0.00
Kd of Pb-210 in Contaminated Zone	0	0.00	0	0.00	0	0.00	0	0.00
Kd of Pb-210 in Unsaturated Zone 1	0	0.00	0	0.00	0	0.00	0	0.00
Kd of Pb-210 in Saturated Zone	0	0.00	0	0.00	0	0.00	0	0.00
Kd of Ra-228 in Contaminated Zone	0	0.00	0	0.00	0	0.00	0	0.00
Kd of Ra-228 in Unsaturated Zone 1	0	0.00	0	0.00	0	0.00	0	0.00
Kd of Ra-228 in Saturated Zone	0	0.00	0	0.00	0	0.00	0	0.00
R-SQUARE		0.00		0.00		0.00		0.00

-Rank is set to zero if the dose is zero or the correlation matrix is singular.

-R-SQUARE varies between 0 and 1 and is called the coefficient of determination; it provides a measure of the variation in the dependent variable (Dose) explained by regression on the independent variables.

Coefficients for peak Th-232 Dose				
Coefficient =				
Repetition =				
Description of Probabilistic Variable	PCC		SRC	
	1		1	
	PRCC		SRRC	
	1		1	
Sig	Coeff	Sig	Coeff	Sig
Density of saturated zone	0 0.00	0 0.00	0 0.00	0 0.00
Density of Unsaturated zone 1	0 0.00	0 0.00	0 0.00	0 0.00
Depth of roots	0 0.00	0 0.00	0 0.00	0 0.00
Saturated zone hydraulic conductivity	0 0.00	0 0.00	0 0.00	0 0.00
Thickness of Unsaturated zone 1	0 0.00	0 0.00	0 0.00	0 0.00
Contaminated zone b parameter	0 0.00	0 0.00	0 0.00	0 0.00
Saturated zone b parameter	0 0.00	0 0.00	0 0.00	0 0.00
Contaminated zone erosion rate	0 0.00	0 0.00	0 0.00	0 0.00
Contaminated zone hydraulic conductivity	0 0.00	0 0.00	0 0.00	0 0.00
Evapotranspiration coefficient	0 0.00	0 0.00	0 0.00	0 0.00
Runoff coefficient	0 0.00	0 0.00	0 0.00	0 0.00
Saturated zone hydraulic gradient	0 0.00	0 0.00	0 0.00	0 0.00
Weathering removal constant of all vegetation	0 0.00	0 0.00	0 0.00	0 0.00
Wind Speed	0 0.00	0 0.00	0 0.00	0 0.00
Mass loading for inhalation	0 0.00	0 0.00	0 0.00	0 0.00
Depth of soil mixing layer	0 0.00	0 0.00	0 0.00	0 0.00
Density of contaminated zone	0 0.00	0 0.00	0 0.00	0 0.00
Inhalation rate	0 0.00	0 0.00	0 0.00	0 0.00
Soil ingestion	0 0.00	0 0.00	0 0.00	0 0.00
Kd of Th-230 in Contaminated Zone	0 0.00	0 0.00	0 0.00	0 0.00
Kd of Th-230 in Unsaturated Zone 1	0 0.00	0 0.00	0 0.00	0 0.00
Kd of Th-230 in Saturated Zone	0 0.00	0 0.00	0 0.00	0 0.00
Kd of Th-228 in Contaminated Zone	0 0.00	0 0.00	0 0.00	0 0.00
Kd of Th-228 in Unsaturated Zone 1	0 0.00	0 0.00	0 0.00	0 0.00
Kd of Th-228 in Saturated Zone	0 0.00	0 0.00	0 0.00	0 0.00
Area of contaminated zone	0 0.00	0 0.00	0 0.00	0 0.00
Thickness of contaminated zone	0 0.00	0 0.00	0 0.00	0 0.00
Cover depth	0 0.00	0 0.00	0 0.00	0 0.00
Density of cover material	0 0.00	0 0.00	0 0.00	0 0.00
Cover erosion rate	0 0.00	0 0.00	0 0.00	0 0.00
Outdoor time fraction	0 0.00	0 0.00	0 0.00	0 0.00
Meat	0 0.00	0 0.00	0 0.00	0 0.00
Kd of Th-230 in Contaminated Zone	0 0.00	0 0.00	0 0.00	0 0.00
Kd of Th-230 in Unsaturated Zone 1	0 0.00	0 0.00	0 0.00	0 0.00
Kd of Th-230 in Saturated Zone	0 0.00	0 0.00	0 0.00	0 0.00
Aquatic food	0 0.00	0 0.00	0 0.00	0 0.00
Plant food	0 0.00	0 0.00	0 0.00	0 0.00
Kd of Ra-226 in Contaminated Zone	0 0.00	0 0.00	0 0.00	0 0.00
Kd of Ra-226 in Unsaturated Zone 1	0 0.00	0 0.00	0 0.00	0 0.00
Kd of Ra-226 in Saturated Zone	0 0.00	0 0.00	0 0.00	0 0.00
Kd of Pb-210 in Contaminated Zone	0 0.00	0 0.00	0 0.00	0 0.00
Kd of Pb-210 in Unsaturated Zone 1	0 0.00	0 0.00	0 0.00	0 0.00
Kd of Pb-210 in Saturated Zone	0 0.00	0 0.00	0 0.00	0 0.00
Kd of Ra-228 in Contaminated Zone	0 0.00	0 0.00	0 0.00	0 0.00
Kd of Ra-228 in Unsaturated Zone 1	0 0.00	0 0.00	0 0.00	0 0.00
Kd of Ra-228 in Saturated Zone	0 0.00	0 0.00	0 0.00	0 0.00
R-SQUARE	0.00	0.00	0.00	0.00

-Rank is set to zero if the dose is zero or the correlation matrix is singular.

-R-SQUARE varies between 0 and 1 and is called the coefficient of determination; it provides a measure of the variation in the dependent variable (Dose) explained by regression on the independent variables.

Coefficients for peak Th-232 Dose
 Coefficient =
 Repetition =

Description of Probabilistic Variable	PCC 2		SRC 2		PRCC 2		SRRC 2	
	Sig	Coeff	Sig	Coeff	Sig	Coeff	Sig	Coeff
Density of saturated zone	0	0.00	0	0.00	0	0.00	0	0.00
Density of Unsaturated zone 1	0	0.00	0	0.00	0	0.00	0	0.00
Depth of roots	0	0.00	0	0.00	0	0.00	0	0.00
Saturated zone hydraulic conductivity	0	0.00	0	0.00	0	0.00	0	0.00
Thickness of Unsaturated zone 1	0	0.00	0	0.00	0	0.00	0	0.00
Contaminated zone b parameter	0	0.00	0	0.00	0	0.00	0	0.00
Saturated zone b parameter	0	0.00	0	0.00	0	0.00	0	0.00
Contaminated zone erosion rate	0	0.00	0	0.00	0	0.00	0	0.00
Contaminated zone hydraulic conductivity	0	0.00	0	0.00	0	0.00	0	0.00
Evapotranspiration coefficient	0	0.00	0	0.00	0	0.00	0	0.00
Runoff coefficient	0	0.00	0	0.00	0	0.00	0	0.00
Saturated zone hydraulic gradient	0	0.00	0	0.00	0	0.00	0	0.00
Weathering removal constant of all vegetation	0	0.00	0	0.00	0	0.00	0	0.00
Wind Speed	0	0.00	0	0.00	0	0.00	0	0.00
Mass loading for inhalation	0	0.00	0	0.00	0	0.00	0	0.00
Depth of soil mixing layer	0	0.00	0	0.00	0	0.00	0	0.00
Density of contaminated zone	0	0.00	0	0.00	0	0.00	0	0.00
Inhalation rate	0	0.00	0	0.00	0	0.00	0	0.00
Soil ingestion	0	0.00	0	0.00	0	0.00	0	0.00
Kd of Th-230 in Contaminated Zone	0	0.00	0	0.00	0	0.00	0	0.00
Kd of Th-230 in Unsaturated Zone 1	0	0.00	0	0.00	0	0.00	0	0.00
Kd of Th-230 in Saturated Zone	0	0.00	0	0.00	0	0.00	0	0.00
Kd of Th-228 in Contaminated Zone	0	0.00	0	0.00	0	0.00	0	0.00
Kd of Th-228 in Unsaturated Zone 1	0	0.00	0	0.00	0	0.00	0	0.00
Kd of Th-228 in Saturated Zone	0	0.00	0	0.00	0	0.00	0	0.00
Area of contaminated zone	0	0.00	0	0.00	0	0.00	0	0.00
Thickness of contaminated zone	0	0.00	0	0.00	0	0.00	0	0.00
Cover depth	0	0.00	0	0.00	0	0.00	0	0.00
Density of cover material	0	0.00	0	0.00	0	0.00	0	0.00
Cover erosion rate	0	0.00	0	0.00	0	0.00	0	0.00
Outdoor time fraction	0	0.00	0	0.00	0	0.00	0	0.00
Meat	0	0.00	0	0.00	0	0.00	0	0.00
Kd of Th-230 in Contaminated Zone	0	0.00	0	0.00	0	0.00	0	0.00
Kd of Th-230 in Unsaturated Zone 1	0	0.00	0	0.00	0	0.00	0	0.00
Kd of Th-230 in Saturated Zone	0	0.00	0	0.00	0	0.00	0	0.00
Aquatic food	0	0.00	0	0.00	0	0.00	0	0.00
Plant food	0	0.00	0	0.00	0	0.00	0	0.00
Kd of Ra-226 in Contaminated Zone	0	0.00	0	0.00	0	0.00	0	0.00
Kd of Ra-226 in Unsaturated Zone 1	0	0.00	0	0.00	0	0.00	0	0.00
Kd of Ra-226 in Saturated Zone	0	0.00	0	0.00	0	0.00	0	0.00
Kd of Pb-210 in Contaminated Zone	0	0.00	0	0.00	0	0.00	0	0.00
Kd of Pb-210 in Unsaturated Zone 1	0	0.00	0	0.00	0	0.00	0	0.00
Kd of Pb-210 in Saturated Zone	0	0.00	0	0.00	0	0.00	0	0.00
Kd of Ra-228 in Contaminated Zone	0	0.00	0	0.00	0	0.00	0	0.00
Kd of Ra-228 in Unsaturated Zone 1	0	0.00	0	0.00	0	0.00	0	0.00
Kd of Ra-228 in Saturated Zone	0	0.00	0	0.00	0	0.00	0	0.00
R-SQUARE		0.00		0.00		0.00		0.00

-Rank is set to zero if the dose is zero or the correlation matrix is singular.

-R-SQUARE varies between 0 and 1 and is called the coefficient of determination; it provides a measure of the variation in the dependent variable (Dose) explained by regression on the independent variables.

Coefficients for peak Th-232 Dose		PCC		SRC		PRCC		SRRC	
Coefficient =		3		3		3		3	
Repetition =									
Description of Probabilistic Variable		Sig	Coeff	Sig	Coeff	Sig	Coeff	Sig	Coeff
Density of saturated zone		0	0.00	0	0.00	0	0.00	0	0.00
Density of Unsaturated zone 1		0	0.00	0	0.00	0	0.00	0	0.00
Depth of roots		0	0.00	0	0.00	0	0.00	0	0.00
Saturated zone hydraulic conductivity		0	0.00	0	0.00	0	0.00	0	0.00
Thickness of Unsaturated zone 1		0	0.00	0	0.00	0	0.00	0	0.00
Contaminated zone b parameter		0	0.00	0	0.00	0	0.00	0	0.00
Saturated zone b parameter		0	0.00	0	0.00	0	0.00	0	0.00
Contaminated zone erosion rate		0	0.00	0	0.00	0	0.00	0	0.00
Contaminated zone hydraulic conductivity		0	0.00	0	0.00	0	0.00	0	0.00
Evapotranspiration coefficient		0	0.00	0	0.00	0	0.00	0	0.00
Runoff coefficient		0	0.00	0	0.00	0	0.00	0	0.00
Saturated zone hydraulic gradient		0	0.00	0	0.00	0	0.00	0	0.00
Weathering removal constant of all vegetation		0	0.00	0	0.00	0	0.00	0	0.00
Wind Speed		0	0.00	0	0.00	0	0.00	0	0.00
Mass loading for inhalation		0	0.00	0	0.00	0	0.00	0	0.00
Depth of soil mixing layer		0	0.00	0	0.00	0	0.00	0	0.00
Density of contaminated zone		0	0.00	0	0.00	0	0.00	0	0.00
Inhalation rate		0	0.00	0	0.00	0	0.00	0	0.00
Soil ingestion		0	0.00	0	0.00	0	0.00	0	0.00
Kd of Th-230 in Contaminated Zone		0	0.00	0	0.00	0	0.00	0	0.00
Kd of Th-230 in Unsaturated Zone 1		0	0.00	0	0.00	0	0.00	0	0.00
Kd of Th-230 in Saturated Zone		0	0.00	0	0.00	0	0.00	0	0.00
Kd of Th-228 in Contaminated Zone		0	0.00	0	0.00	0	0.00	0	0.00
Kd of Th-228 in Unsaturated Zone 1		0	0.00	0	0.00	0	0.00	0	0.00
Kd of Th-228 in Saturated Zone		0	0.00	0	0.00	0	0.00	0	0.00
Area of contaminated zone		0	0.00	0	0.00	0	0.00	0	0.00
Thickness of contaminated zone		0	0.00	0	0.00	0	0.00	0	0.00
Cover depth		0	0.00	0	0.00	0	0.00	0	0.00
Density of cover material		0	0.00	0	0.00	0	0.00	0	0.00
Cover erosion rate		0	0.00	0	0.00	0	0.00	0	0.00
Outdoor time fraction		0	0.00	0	0.00	0	0.00	0	0.00
Meat		0	0.00	0	0.00	0	0.00	0	0.00
Kd of Th-230 in Contaminated Zone		0	0.00	0	0.00	0	0.00	0	0.00
Kd of Th-230 in Unsaturated Zone 1		0	0.00	0	0.00	0	0.00	0	0.00
Kd of Th-230 in Saturated Zone		0	0.00	0	0.00	0	0.00	0	0.00
Aquatic food		0	0.00	0	0.00	0	0.00	0	0.00
Plant food		0	0.00	0	0.00	0	0.00	0	0.00
Kd of Ra-226 in Contaminated Zone		0	0.00	0	0.00	0	0.00	0	0.00
Kd of Ra-226 in Unsaturated Zone 1		0	0.00	0	0.00	0	0.00	0	0.00
Kd of Ra-226 in Saturated Zone		0	0.00	0	0.00	0	0.00	0	0.00
Kd of Pb-210 in Contaminated Zone		0	0.00	0	0.00	0	0.00	0	0.00
Kd of Pb-210 in Unsaturated Zone 1		0	0.00	0	0.00	0	0.00	0	0.00
Kd of Pb-210 in Saturated Zone		0	0.00	0	0.00	0	0.00	0	0.00
Kd of Ra-228 in Contaminated Zone		0	0.00	0	0.00	0	0.00	0	0.00
Kd of Ra-228 in Unsaturated Zone 1		0	0.00	0	0.00	0	0.00	0	0.00
Kd of Ra-228 in Saturated Zone		0	0.00	0	0.00	0	0.00	0	0.00
R-SQUARE			0.00		0.00		0.00		0.00

-Rank is set to zero if the dose is zero or the correlation matrix is singular.

-R-SQUARE varies between 0 and 1 and is called the coefficient of determination; it provides a measure of the variation in the dependent variable (Dose) explained by regression on the independent variables.

Coefficients for peak Th-232 Dose
 Coefficient =
 Repetition =

Description of Probabilistic Variable	PCC 4		SRC 4		PRCC 4		SRRC 4	
	Sig	Coeff	Sig	Coeff	Sig	Coeff	Sig	Coeff
Density of saturated zone	0	0.00	0	0.00	0	0.00	0	0.00
Density of Unsaturated zone 1	0	0.00	0	0.00	0	0.00	0	0.00
Depth of roots	0	0.00	0	0.00	0	0.00	0	0.00
Saturated zone hydraulic conductivity	0	0.00	0	0.00	0	0.00	0	0.00
Thickness of Unsaturated zone 1	0	0.00	0	0.00	0	0.00	0	0.00
Contaminated zone b parameter	0	0.00	0	0.00	0	0.00	0	0.00
Saturated zone b parameter	0	0.00	0	0.00	0	0.00	0	0.00
Contaminated zone erosion rate	0	0.00	0	0.00	0	0.00	0	0.00
Contaminated zone hydraulic conductivity	0	0.00	0	0.00	0	0.00	0	0.00
Evapotranspiration coefficient	0	0.00	0	0.00	0	0.00	0	0.00
Runoff coefficient	0	0.00	0	0.00	0	0.00	0	0.00
Saturated zone hydraulic gradient	0	0.00	0	0.00	0	0.00	0	0.00
Weathering removal constant of all vegetation	0	0.00	0	0.00	0	0.00	0	0.00
Wind Speed	0	0.00	0	0.00	0	0.00	0	0.00
Mass loading for inhalation	0	0.00	0	0.00	0	0.00	0	0.00
Depth of soil mixing layer	0	0.00	0	0.00	0	0.00	0	0.00
Density of contaminated zone	0	0.00	0	0.00	0	0.00	0	0.00
Inhalation rate	0	0.00	0	0.00	0	0.00	0	0.00
Soil ingestion	0	0.00	0	0.00	0	0.00	0	0.00
Kd of Th-230 in Contaminated Zone	0	0.00	0	0.00	0	0.00	0	0.00
Kd of Th-230 in Unsaturated Zone 1	0	0.00	0	0.00	0	0.00	0	0.00
Kd of Th-230 in Saturated Zone	0	0.00	0	0.00	0	0.00	0	0.00
Kd of Th-228 in Contaminated Zone	0	0.00	0	0.00	0	0.00	0	0.00
Kd of Th-228 in Unsaturated Zone 1	0	0.00	0	0.00	0	0.00	0	0.00
Kd of Th-228 in Saturated Zone	0	0.00	0	0.00	0	0.00	0	0.00
Area of contaminated zone	0	0.00	0	0.00	0	0.00	0	0.00
Thickness of contaminated zone	0	0.00	0	0.00	0	0.00	0	0.00
Cover depth	0	0.00	0	0.00	0	0.00	0	0.00
Density of cover material	0	0.00	0	0.00	0	0.00	0	0.00
Cover erosion rate	0	0.00	0	0.00	0	0.00	0	0.00
Outdoor time fraction	0	0.00	0	0.00	0	0.00	0	0.00
Meat	0	0.00	0	0.00	0	0.00	0	0.00
Kd of Th-230 in Contaminated Zone	0	0.00	0	0.00	0	0.00	0	0.00
Kd of Th-230 in Unsaturated Zone 1	0	0.00	0	0.00	0	0.00	0	0.00
Kd of Th-230 in Saturated Zone	0	0.00	0	0.00	0	0.00	0	0.00
Aquatic food	0	0.00	0	0.00	0	0.00	0	0.00
Plant food	0	0.00	0	0.00	0	0.00	0	0.00
Kd of Ra-226 in Contaminated Zone	0	0.00	0	0.00	0	0.00	0	0.00
Kd of Ra-226 in Unsaturated Zone 1	0	0.00	0	0.00	0	0.00	0	0.00
Kd of Ra-226 in Saturated Zone	0	0.00	0	0.00	0	0.00	0	0.00
Kd of Pb-210 in Contaminated Zone	0	0.00	0	0.00	0	0.00	0	0.00
Kd of Pb-210 in Unsaturated Zone 1	0	0.00	0	0.00	0	0.00	0	0.00
Kd of Pb-210 in Saturated Zone	0	0.00	0	0.00	0	0.00	0	0.00
Kd of Ra-228 in Contaminated Zone	0	0.00	0	0.00	0	0.00	0	0.00
Kd of Ra-228 in Unsaturated Zone 1	0	0.00	0	0.00	0	0.00	0	0.00
Kd of Ra-228 in Saturated Zone	0	0.00	0	0.00	0	0.00	0	0.00
R-SQUARE		0.00		0.00		0.00		0.00

-Rank is set to zero if the dose is zero or the correlation matrix is singular.

-R-SQUARE varies between 0 and 1 and is called the coefficient of determination; it provides a measure of the variation in the dependent variable (Dose) explained by regression on the independent variables.

Coefficients for peak Th-232 Dose
 Coefficient =
 Repetition =

Description of Probabilistic Variable	PCC 5		SRC 5		PRCC 5		SRRC 5	
	Sig	Coeff	Sig	Coeff	Sig	Coeff	Sig	Coeff
Density of saturated zone	0	0.00	0	0.00	0	0.00	0	0.00
Density of Unsaturated zone 1	0	0.00	0	0.00	0	0.00	0	0.00
Depth of roots	0	0.00	0	0.00	0	0.00	0	0.00
Saturated zone hydraulic conductivity	0	0.00	0	0.00	0	0.00	0	0.00
Thickness of Unsaturated zone 1	0	0.00	0	0.00	0	0.00	0	0.00
Contaminated zone b parameter	0	0.00	0	0.00	0	0.00	0	0.00
Saturated zone b parameter	0	0.00	0	0.00	0	0.00	0	0.00
Contaminated zone erosion rate	0	0.00	0	0.00	0	0.00	0	0.00
Contaminated zone hydraulic conductivity	0	0.00	0	0.00	0	0.00	0	0.00
Evapotranspiration coefficient	0	0.00	0	0.00	0	0.00	0	0.00
Runoff coefficient	0	0.00	0	0.00	0	0.00	0	0.00
Saturated zone hydraulic gradient	0	0.00	0	0.00	0	0.00	0	0.00
Weathering removal constant of all vegetation	0	0.00	0	0.00	0	0.00	0	0.00
Wind Speed	0	0.00	0	0.00	0	0.00	0	0.00
Mass loading for inhalation	0	0.00	0	0.00	0	0.00	0	0.00
Depth of soil mixing layer	0	0.00	0	0.00	0	0.00	0	0.00
Density of contaminated zone	0	0.00	0	0.00	0	0.00	0	0.00
Inhalation rate	0	0.00	0	0.00	0	0.00	0	0.00
Soil ingestion	0	0.00	0	0.00	0	0.00	0	0.00
Kd of Th-230 in Contaminated Zone	0	0.00	0	0.00	0	0.00	0	0.00
Kd of Th-230 in Unsaturated Zone 1	0	0.00	0	0.00	0	0.00	0	0.00
Kd of Th-230 in Saturated Zone	0	0.00	0	0.00	0	0.00	0	0.00
Kd of Th-228 in Contaminated Zone	0	0.00	0	0.00	0	0.00	0	0.00
Kd of Th-228 in Unsaturated Zone 1	0	0.00	0	0.00	0	0.00	0	0.00
Kd of Th-228 in Saturated Zone	0	0.00	0	0.00	0	0.00	0	0.00
Area of contaminated zone	0	0.00	0	0.00	0	0.00	0	0.00
Thickness of contaminated zone	0	0.00	0	0.00	0	0.00	0	0.00
Cover depth	0	0.00	0	0.00	0	0.00	0	0.00
Density of cover material	0	0.00	0	0.00	0	0.00	0	0.00
Cover erosion rate	0	0.00	0	0.00	0	0.00	0	0.00
Outdoor time fraction	0	0.00	0	0.00	0	0.00	0	0.00
Meat	0	0.00	0	0.00	0	0.00	0	0.00
Kd of Th-230 in Contaminated Zone	0	0.00	0	0.00	0	0.00	0	0.00
Kd of Th-230 in Unsaturated Zone 1	0	0.00	0	0.00	0	0.00	0	0.00
Kd of Th-230 in Saturated Zone	0	0.00	0	0.00	0	0.00	0	0.00
Aquatic food	0	0.00	0	0.00	0	0.00	0	0.00
Plant food	0	0.00	0	0.00	0	0.00	0	0.00
Kd of Ra-226 in Contaminated Zone	0	0.00	0	0.00	0	0.00	0	0.00
Kd of Ra-226 in Unsaturated Zone 1	0	0.00	0	0.00	0	0.00	0	0.00
Kd of Ra-226 in Saturated Zone	0	0.00	0	0.00	0	0.00	0	0.00
Kd of Pb-210 in Contaminated Zone	0	0.00	0	0.00	0	0.00	0	0.00
Kd of Pb-210 in Unsaturated Zone 1	0	0.00	0	0.00	0	0.00	0	0.00
Kd of Pb-210 in Saturated Zone	0	0.00	0	0.00	0	0.00	0	0.00
Kd of Ra-228 in Contaminated Zone	0	0.00	0	0.00	0	0.00	0	0.00
Kd of Ra-228 in Unsaturated Zone 1	0	0.00	0	0.00	0	0.00	0	0.00
Kd of Ra-228 in Saturated Zone	0	0.00	0	0.00	0	0.00	0	0.00
R-SQUARE		0.00		0.00		0.00		0.00

-Rank is set to zero if the dose is zero or the correlation matrix is singular.

-R-SQUARE varies between 0 and 1 and is called the coefficient of determination; it provides a measure of the variation in the dependent variable (Dose) explained by regression on the independent variables.

Attachment 2

Attachment 2

NRC RAIs
MDNR Tobico Marsh SGA DP, Revision 1

Dose from LCTS System Operation

MicroShield Version 6.02 Calculations

MicroShield Source Term / Exposure Setting Parameters	1
MicroShield Modeling Results	2
Conclusion.....	3

Print

MicroShield v6.02 (6.02-00140)
MACTEC Development Corp.

Page :1
DOS File :Tobico LCTS Exposure.ms6
Run Date : October 8, 2004
Run Time : 7:43:47 AM
Duration : 00:00:01

File Ref : Response to NRC RAIs
Date : October 8, 2004
By : Jeffrey W. Lively
Checked : Michael McDonald

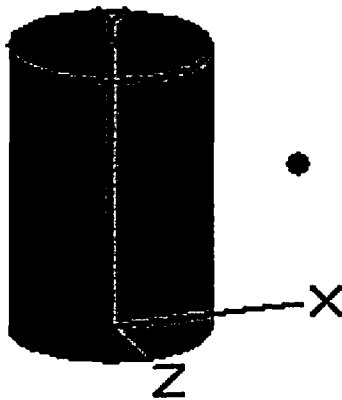
Jeffrey W. Lively
Michael McDonald

Case Title: MDNR Tobico SGA Site

Description: Calculate Exposure to Workers Involved In Future LCTS Operations

Geometry: Cylinder Volume - Side Shields (#7)

Scenario: Simulates a large tank or vessel containing leachate from the MDNR cell. The source term is derived from the RESRAD Model (Leakage Scenario) and is equal to the highest concentration of radioactivity present in the leachate at any time (1000 years)



Source Dimensions:

Height	300.0 cm	(9 ft 10.1 in)
Radius	100.0 cm	(3 ft 3.4 in)

Dose Points

A	X	Y	Z
# 1	200.15 cm 6 ft 6.8 in	150 cm 4 ft 11.1 in	0 cm 0.0 in

Shields

Shield N	Dimension	Material	Density
Source	9.42e+06 cm ³	Water	1
Transition		Air	0.00122
Air Gap		Air	0.00122
Wall Clad	.15 cm	Iron	7.8
Top Clad	.15 cm	Iron	7.8

Source Input : Grouping Method - Actual Photon Energies

Nuclide	curies	becquerels	μCi/cm ³	Bq/cm ³
Pb-210	3.7888e-006	1.4018e+005	4.0200e-007	1.4874e-002
Ra-226	6.5219e-006	2.4131e+005	6.9200e-007	2.5604e-002
Ra-228	2.5604e-002			
Th-228	2.5604e-002			
Th-230	2.5604e-002			
Th-232	2.5604e-002			

Bulldup : The material reference is - Source
Integration Parameters

Radial	10
Circumferential	10
Y Direction (axial)	20

Page :2
Case Title: MDNR Toblco SGA Site

Energy MeV	Activity Photons/sec	Results			
		Fluence Rate MeV/cm ² /sec No Bulldup	Fluence Rate MeV/cm ² /sec With Bulldup	Exposure Rate mR/hr No Bulldup	Exposure Rate mR/hr With Bulldup
0.0108	3.410e+04	1.207e-36	1.174e-29	2.904e-37	2.826e-30
0.0117	1.936e+03	7.421e-38	7.221e-31	1.390e-38	1.352e-31
0.0465	5.677e+03	4.477e-07	9.570e-06	1.384e-09	2.959e-08
0.0811	4.349e+02	1.051e-06	1.432e-05	1.655e-09	2.256e-08
0.0838	7.224e+02	1.937e-06	2.538e-05	3.021e-09	3.957e-08
0.0949	3.275e+02	1.245e-06	1.410e-05	1.905e-09	2.158e-08
0.1862	7.915e+03	1.068e-04	6.659e-04	1.855e-07	1.156e-06
0.3097	1.610e+01	4.655e-07	1.996e-06	8.864e-10	3.801e-09
Totals	5.113e+04	1.120e-04	7.313e-04	1.944e-07	1.274e-06

Conclusion:

MDNR chose to perform a conservative, bounding calculation to assess the theoretical possible future dose to workers or visitors from an operating LCTS. While it is considered an unlikely prospect, based upon conversations with representatives of S.C. Holdings, MDNR's dose assessment assumes that a large leachate-holding tank will be installed at the site. (Note: S.C. Holdings indicated to MDNR that their plan is to pipe leachate extracted from the MDNR cell directly to a single, common leachate collection/processing facility located at on the Waste Management Site property.) The assumption that a large leachate-holding tank will be installed at the MDNR site is bounding in that it represents a potential source term far larger than would be possible with above ground piping or other smaller vessels and containers that might be envisioned.

The conceptual tank containing leachate from the MDNR cell is assumed to have a large capacity ($\approx 10,000$ liters or 2,500 gal.) and is modeled completely full of leachate. The concentration of residual radioactivity assumed present in the leachate is taken from the maximum concentration projected over the 1000-year outlook by RESRAD using the "system leakage" scenario described in Attachment 1. The "system leakage" scenario itself is exceptionally conservative in that it assumes the presence of thorium radioactivity in slag at the specific activity limit.

The MicroShield photon transport modeling code projects a maximum potential gamma radiation exposure rate at a distance of 1 meter from the tank of 1.27×10^{-6} mR/h. Assuming a worker spent an entire work year in immediate proximity to an operating LCTS system under prohibitively unlikely radiological conditions, the resulting annual gamma radiation dose would be well less than 1 mrem/y.

Where:

$$H_A = R_{EXP} * t$$

H_A is the annual external gamma radiation dose

R_{EXP} is the calculated gamma exposure rate in mR/h

t is the worker's annual exposure time in hours per year

$$H_A = \left(1.27 \times 10^{-6} \frac{mR}{h} \right) * \left(\frac{2000 h}{y} \right) = 0.003 mR / y$$

Even if one were to assume that a number of such vessels were present as components of the LCTS operation, the resulting dose to the most exposed individuals would be well less than 1 mrem/year.

Attachment 3



DandD Building Occupancy Scenario

DandD Version: 2.1.0

Run Date/Time: 10/15/2004 10:51:28 AM

Site Name: MDNR Tobico Marsh SGA Site

Description: Derive Dose-based Surface DCGLs for the LCTS Building

FileName: C:\Documents and Settings\jwllively\My Documents\LCTS Building.mcd

Options:

Implicit progeny doses NOT included with explicit parent doses

Nuclide concentrations are distributed among all progeny

Number of simulations: 100

Seed for Random Generation: 8718721

Averages used for behavioral type parameters

External Pathway is ON

Inhalation Pathway is ON

Secondary Ingestion Pathway is ON

Initial Activities:

Nuclide	Area of Contamination (m ²)	Distribution
210Pb	22.3	CONSTANT(dpm/100 cm**2)
Justification for concentration: 0.5% of 2120 dpm/100 cm2		Value 1.10E+01
226Ra	22.3	CONSTANT(dpm/100 cm**2)
Justification for concentration: 1.1% of 2120 dpm/100cm2		Value 2.30E+01
228Ra	22.3	CONSTANT(dpm/100 cm**2)
Justification for concentration: 16.1% of 2120 dpm/100cm2		Value 3.41E+02
228Th	22.3	CONSTANT(dpm/100 cm**2)
Justification for concentration: 16.1% of 2120 dpm/100cm2		Value 3.41E+02
230Th	22.3	CONSTANT(dpm/100 cm**2)
Justification for concentration: 50% of 2120 dpm/100 cm2		Value 1.06E+03
232Th	22.3	CONSTANT(dpm/100 cm**2)
Justification for concentration: 16.1% of 2120 dpm/100 cm2		Value 3.41E+02

Chain Data:

Number of chains: 6

Chain No. 1: **210Pb**

Nuclides in chain: 3

Nuclide	Chain Position	Half Life	First Parent	Fractional Yield	Second Parent	Fractional Yield	Ingestion CEDE Factor (Sv/Bq)	Inhalation CEDE Factor (Sv/Bq)	Surface Dose Rate Factor ((Sv/d)/(Bq/m ²))	15 cm Dose Rate Factor ((Sv/d)/(Bq/m ³))
210Pb	1	8.15E+03					1.45E-06	3.67E-06	2.14E-13	1.13E-15
210Bi	2	5.01E+00	1	1	0	0	1.73E-09	5.29E-08	9.06E-14	1.61E-15
210Po	3	1.38E+02	2	1	0	0	5.14E-07	2.54E-06	7.16E-16	2.11E-17

Chain No. 2: 226Ra
Nuclides in chain: 10

Nuclide	Chain Position	Half Life	First Parent	Fractional Yield	Second Parent	Fractional Yield	Ingestion CEDE Factor (Sv/Bq)	Inhalation CEDE Factor (Sv/Bq)	Surface Dose Rate Factor ((Sv/d)/(Bq/m ²))	15 cm Dose Rate Factor ((Sv/d)/(Bq/m ³))
226Ra	1	5.84E+05					3.58E-07	2.32E-06	5.56E-13	1.42E-14
222Rn	2	3.82E+00	1	1	0	0	0.00E+00	0.00E+00	3.41E-14	9.81E-16
218Po	Implicit		2	1			0.00E+00	0.00E+00	7.67E-16	2.27E-17
214Pb	Implicit		2	0.9998			1.69E-10	2.11E-09	2.10E-11	5.78E-13
218At	Implicit		2	0.0002			0.00E+00	0.00E+00	0.00E+00	0.00E+00
214Bi	Implicit		2	1			7.64E-11	1.78E-09	1.22E-10	3.77E-12
214Po	Implicit		2	0.9998			0.00E+00	0.00E+00	7.02E-15	2.07E-16
210Pb	3	8.15E+03	2	1	0	0	1.45E-06	3.67E-06	2.14E-13	1.13E-15
210Bi	4	5.01E+00	3	1	0	0	1.73E-09	5.29E-08	9.06E-14	1.61E-15
210Po	5	1.38E+02	4	1	0	0	5.14E-07	2.54E-06	7.16E-16	2.11E-17

Chain No. 3: 228Ra
Nuclides in chain: 10

Nuclide	Chain Position	Half Life	First Parent	Fractional Yield	Second Parent	Fractional Yield	Ingestion CEDE Factor (Sv/Bq)	Inhalation CEDE Factor (Sv/Bq)	Surface Dose Rate Factor ((Sv/d)/(Bq/m ²))	15 cm Dose Rate Factor ((Sv/d)/(Bq/m ³))
228Ra	1	2.10E+03					3.88E-07	1.29E-06	0.00E+00	0.00E+00
228Ac	Implicit		1	1			5.85E-10	8.33E-08	8.01E-11	2.38E-12
228Th	2	6.99E+02	1	1	0	0	1.07E-07	9.23E-05	2.03E-13	3.60E-15
224Ra	3	3.66E+00	2	1	0	0	9.89E-08	8.53E-07	8.26E-13	2.26E-14
220Rn	Implicit		3	1			0.00E+00	0.00E+00	3.29E-14	9.52E-16
216Po	Implicit		3	1			0.00E+00	0.00E+00	1.43E-15	4.21E-17
212Pb	4	4.43E-01	3	1	0	0	1.23E-08	4.56E-08	1.23E-11	3.13E-13
212Bi	Implicit		4	1			2.87E-10	5.83E-09	1.54E-11	4.63E-13
212Po	Implicit		4	0.6407			0.00E+00	0.00E+00	0.00E+00	0.00E+00
208Tl	Implicit		4	0.3593			0.00E+00	0.00E+00	2.58E-10	8.36E-12

Chain No. 4: 228Th
Nuclides in chain: 8

Nuclide	Chain Position	Half Life	First Parent	Fractional Yield	Second Parent	Fractional Yield	Ingestion CEDE Factor (Sv/Bq)	Inhalation CEDE Factor (Sv/Bq)	Surface Dose Rate Factor ((Sv/d)/(Bq/m ²))	15 cm Dose Rate Factor ((Sv/d)/(Bq/m ³))
228Th	1	6.99E+02					1.07E-07	9.23E-05	2.03E-13	3.60E-15
224Ra	2	3.66E+00	1	1	0	0	9.89E-08	8.53E-07	8.26E-13	2.26E-14
220Rn	Implicit		2	1			0.00E+00	0.00E+00	3.29E-14	9.52E-16
216Po	Implicit		2	1			0.00E+00	0.00E+00	1.43E-15	4.21E-17
212Pb	3	4.43E-01	2	1	0	0	1.23E-08	4.56E-08	1.23E-11	3.13E-13
212Bi	Implicit		3	1			2.87E-10	5.83E-09	1.54E-11	4.63E-13
212Po	Implicit		3	0.6407			0.00E+00	0.00E+00	0.00E+00	0.00E+00
208Tl	Implicit		3	0.3593			0.00E+00	0.00E+00	2.58E-10	8.36E-12

Chain No. 5: **230Th**
 Nuclides in chain: 11

Nuclide	Chain Position	Half Life	First Parent	Fractional Yield	Second Parent	Fractional Yield	Ingestion CEDE Factor (Sv/Bq)	Inhalation CEDE Factor (Sv/Bq)	Surface Dose Rate Factor ((Sv/d)/(Bq/m ²))	15 cm Dose Rate Factor ((Sv/d)/(Bq/m ³))
230Th	1	2.81E+07					1.48E-07	8.80E-05	6.48E-14	5.52E-16
226Ra	2	5.84E+05	1	1	0	0	3.58E-07	2.32E-06	5.56E-13	1.42E-14
222Rn	3	3.82E+00	2	1	0	0	0.00E+00	0.00E+00	3.41E-14	9.81E-16
218Po	Implicit		3	1			0.00E+00	0.00E+00	7.67E-16	2.27E-17
214Pb	Implicit		3	0.9998			1.69E-10	2.11E-09	2.10E-11	5.78E-13
218At	Implicit		3	0.0002			0.00E+00	0.00E+00	0.00E+00	0.00E+00
214Bi	Implicit		3	1			7.64E-11	1.78E-09	1.22E-10	3.77E-12
214Po	Implicit		3	0.9998			0.00E+00	0.00E+00	7.02E-15	2.07E-16
210Pb	4	8.15E+03	3	1	0	0	1.45E-06	3.67E-06	2.14E-13	1.13E-15
210Bi	5	5.01E+00	4	1	0	0	1.73E-09	5.29E-08	9.06E-14	1.61E-15
210Po	6	1.38E+02	5	1	0	0	5.14E-07	2.54E-06	7.16E-16	2.11E-17

Chain No. 6: **232Th**
Nuclides in chain: 11

Nuclide	Chain Position	Half Life	First Parent	Fractional Yield	Second Parent	Fractional Yield	Ingestion CEDE Factor (Sv/Bq)	Inhalation CEDE Factor (Sv/Bq)	Surface Dose Rate Factor ((Sv/d)/(Bq/m ²))	15 cm Dose Rate Factor ((Sv/d)/(Bq/m ³))
232Th	1	5.13E+12					7.38E-07	4.43E-04	4.76E-14	2.40E-16
228Ra	2	2.10E+03	1	1	0	0	3.88E-07	1.29E-06	0.00E+00	0.00E+00
228Ac	Implicit		2	1			5.85E-10	8.33E-08	8.01E-11	2.38E-12
228Th	3	6.99E+02	2	1	0	0	1.07E-07	9.23E-05	2.03E-13	3.60E-15
224Ra	4	3.66E+00	3	1	0	0	9.89E-08	8.53E-07	8.26E-13	2.26E-14
220Rn	Implicit		4	1			0.00E+00	0.00E+00	3.29E-14	9.52E-16
216Po	Implicit		4	1			0.00E+00	0.00E+00	1.43E-15	4.21E-17
212Pb	5	4.43E-01	4	1	0	0	1.23E-08	4.56E-08	1.23E-11	3.13E-13
212Bi	Implicit		5	1			2.87E-10	5.83E-09	1.54E-11	4.63E-13
212Po	Implicit		5	0.6407			0.00E+00	0.00E+00	0.00E+00	0.00E+00
208Tl	Implicit		5	0.3593			0.00E+00	0.00E+00	2.58E-10	8.36E-12

Initial Concentrations:

Note: All reported values are the upper bound of the symmetric 95% confidence interval for the 0.9 quantile value

Nuclide	Surface Concentration (dpm/100 cm**2)
210Pb	1.10E+01
210Bi	0.00E+00
210Po	0.00E+00
226Ra	2.30E+01
222Rn	0.00E+00
218Po	0.00E+00
214Pb	0.00E+00
218At	0.00E+00
214Bi	0.00E+00
214Po	0.00E+00
228Ra	3.41E+02
228Ac	3.41E+02
228Th	3.41E+02
224Ra	0.00E+00
220Rn	0.00E+00
216Po	0.00E+00
212Pb	0.00E+00
212Bi	0.00E+00
212Po	0.00E+00
208Tl	0.00E+00
230Th	1.06E+03
232Th	3.41E+02

Model Parameters:

General Parameters:

Parameter Name	Description	Distribution
To:Time In Building	The time in the building during the occupancy period	CONSTANT(hr/week)
Justification for modification: = 24 hrs/year. Value allows for indoor exposure within the LCTS building at a rate of 10 days per year, and ~2.5 hours per day. It is very unlikely that exposure frequency would exceed this value given the anticipated future use of the building.		Value 4.62E-01
		Default CONSTANT(hr/week)
		Value 4.50E+01
Tto:Occupancy Period	The duration of the occupancy exposure period	CONSTANT(days)
Default value used		Value 3.65E+02
Vo:Breathing Rate	The average volumetric breathing rate during building occupancy for an 8-hour work day	CONSTANT(m**3/hr)
Default value used		Value 1.40E+00
RFo*:Resuspension Factor	Effective resuspension factor during the occupancy period = $RFo * FI$	DERIVED(1/m)
Default value used		
GO*:Ingestion Rate	Effective secondary ingestion transfer rate of removable surface activity from building surfaces to the mouth during building occupancy = $GO * FI$	DERIVED(m**2/hr)
Default value used		
Tstart:Start Time	The start time of the scenario in days	CONSTANT(days)
Default value used		Value 0.00E+00
Tend:End Time	The ending time of the scenario in days	CONSTANT(days)
Default value used		Value 3.65E+02
dt:Time Step Size	The time step size	CONSTANT(days)
Default value used		Value 3.65E+02
Pstep:Print Step Size	The time steps for the history file. Doses will be written to the history file every n time steps	CONSTANT(none)
Default value used		Value 1.00E+00
AOExt:External	Minimum surface area to which occupant is	CONSTANT(m**2)

Exposure Area	exposed via external radiation during occupancy period	
Default value used		Value1.00E+01
AOInh:Inhalation Exposure Area	Minimum surface area to which occupant is exposed via inhalation during occupancy period	CONSTANT(m**2)
Default value used		Value1.00E+01
AOIng:Secondary Ingestion Exposure Area	Minimum surface area to which occupant is exposed via secondary ingestion during occupancy period	CONSTANT(m**2)
Default value used		Value1.00E+01
AO:Exposure Area	Minimum surface area to which occupant is exposed during the occupancy period	DERIVED(m**2)
Default value used		
Fl:Loose Fraction	Fraction of surface contamination available for resuspension and ingestion	CONSTANT(none)
Default value used		Value1.00E-01
Rfo:Loose Resuspension Factor	Resuspension factor for loose contamination	CONTINUOUS LOGARITHMIC(1/m)
Default value used		ValueProbability 9.12E-060.00E+00 1.10E-047.67E-01 1.46E-049.09E-01 1.62E-049.50E-01 1.85E-049.90E-01 1.90E-041.00E+00
GO:Loose Ingestion Rate	The secondary ingestion transfer rate of loose removable surface activity from building surfaces to the mouth during building occupancy	CONSTANT(m**2/hr)
Default value used		Value1.10E-04

Correlation Coefficients:

None

Summary Results:

90.00% of the 100 calculated TEDE values are < 2.20E+01 mrem/year .
The 95 % Confidence Interval for the 0.9 quantile value of TEDE is
1.96E+01 to 2.50E+01 mrem/year

Detailed Results:

Note: All reported values are the upper bound of the symmetric 95% confidence interval for the 0.9 quantile value

Concentration at Time of Peak Dose:

Nuclide	Surface Concentration (dpm/100 cm**2)
210Pb	1.12E+01
210Bi	1.10E+01
210Po	5.85E+00
226Ra	2.32E+01
222Rn	2.29E+01
218Po	2.29E+01
214Pb	2.29E+01
218At	4.57E-03
214Bi	2.29E+01
214Po	2.29E+01
228Ra	3.41E+02
228Ac	3.41E+02
228Th	3.41E+02
224Ra	3.36E+02
220Rn	3.36E+02
216Po	3.36E+02
212Pb	3.35E+02
212Bi	3.35E+02
212Po	2.15E+02
208Tl	1.21E+02
230Th	1.06E+03
232Th	3.41E+02

Pathway Dose from All Nuclides (mrem)

All Pathways Dose	External	Inhalation	Secondary Ingestion
2.50E+01	1.19E-02	2.50E+01	2.83E-02

Radionuclide Dose through All Active Pathways (mrem)

Nuclide	All Pathways Dose
210Pb	4.42E-03
210Bi	5.33E-05
210Po	1.47E-03
226Ra	5.23E-03
222Rn	1.30E-07
218Po	2.92E-09
214Pb	8.46E-05
218At	0.00E+00
214Bi	4.69E-04
214Po	2.68E-08
228Ra	4.55E-02
228Ac	7.13E-03
228Th	2.84E+00
224Ra	2.74E-02
220Rn	1.84E-06
216Po	8.01E-08
212Pb	2.25E-03
212Bi	1.04E-03
212Po	0.00E+00
208Tl	5.18E-03
230Th	8.43E+00
232Th	1.36E+01
All Nuclides	2.50E+01

Dose from Each Nuclide through Each Active Pathway (mrem)

Nuclide	External	Inhalation	Secondary Ingestion
210Pb	3.99E-07	3.70E-03	7.13E-04
210Bi	1.65E-07	5.23E-05	8.34E-07
210Po	6.98E-10	1.34E-03	1.32E-04
226Ra	2.15E-06	4.86E-03	3.66E-04
222Rn	1.30E-07	0.00E+00	0.00E+00
218Po	2.92E-09	0.00E+00	0.00E+00
214Pb	8.00E-05	4.36E-06	1.70E-07
218At	0.00E+00	0.00E+00	0.00E+00
214Bi	4.65E-04	3.68E-06	7.69E-08
214Po	2.68E-08	0.00E+00	0.00E+00
228Ra	0.00E+00	3.97E-02	5.82E-03
228Ac	4.55E-03	2.56E-03	8.78E-06
228Th	1.15E-05	2.84E+00	1.61E-03
224Ra	4.63E-05	2.59E-02	1.46E-03
220Rn	1.84E-06	0.00E+00	0.00E+00
216Po	8.01E-08	0.00E+00	0.00E+00
212Pb	6.88E-04	1.38E-03	1.82E-04
212Bi	8.61E-04	1.77E-04	4.24E-06
212Po	0.00E+00	0.00E+00	0.00E+00
208Tl	5.18E-03	0.00E+00	0.00E+00
230Th	1.14E-05	8.42E+00	6.90E-03
232Th	2.71E-06	1.36E+01	1.11E-02




Attachment 4

Figure 8-2, Tobico Marsh SGA Site Decommissioning Task Schedule

Friday, December 10, 2004

ID	Task Name	Start	End	Duration	2003				2004				2005			
					Q1	Q2	Q3	Q4	Q1	Q2	Q3	Q4	Q1	Q2	Q3	Q4
1	Task 1: Routine Site Surveillance	3/3/2003	10/7/2005	680d												
2	Task 2: DP Approval Process	3/3/2003	1/31/2005	501d												
3	Task 3: Remove Sample-Derived Waste Drum Stored on Site	9/1/2004	10/12/2004	30d												
4	Task 4: Final Status Survey	9/1/2004	11/5/2004	48d												
5	Task 4.1: Develop FSS Work Plan	9/1/2004	10/29/2004	43d												
6	Task 4.2: FSS of Surface Soil	11/1/2004	11/5/2004	5d												
7	Task 4.3: FSS of LCTS Building and Decontamination Pad	11/1/2004	11/5/2004	5d												
8	Task 5: Final Status Survey Report and License Termination Request	2/1/2005	12/30/2005	239d												

Legend:

		
Completed Task	Scheduled Task	Summary Task