



South Texas Project Electric Generating Station P.O. Box 289 Wadsworth, Texas 77483

December 27, 2003  
NOC-AE-03001658  
10CFR50.90

U. S. Nuclear Regulatory Commission  
Attention: Document Control Desk  
One White Flint North  
11555 Rockville Pike  
Rockville, MD 20852

South Texas Project  
Unit 2  
Docket No. STN 50-499  
Supplement 1 to Proposed Emergency Change to Technical Specification 3.8.1.1 Note 12

Reference: 1. Letter from G. L. Parkey to NRC Document Control Desk dated December 27, 2003, "Proposed Emergency Change to Technical Specification 3.8.1.1 Note 12" (NOC-AE-03001657)

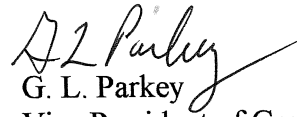
In the referenced letter, STP Nuclear Operating Company (STPNOC) submitted a proposed emergency amendment to the STP Unit 2 Operating License NPF-80. The proposed changes to the Technical Specifications (TS) revised TS 3.8.1, "AC Sources – Operating," extending the allowed outage time (AOT) for Unit 2 Standby Diesel Generator (SDG) 22 from 21 days to 113 days.

This letter responds to a request for additional information regarding the Non-Destructive Examination (NDE) technique, Manual Phased Array Examination, used on both Unit 1 and Unit 2 SDGs connecting rod assemblies. Attachment 1 provides close-up photos of the calibration standard used for this NDE process.

If there are any questions regarding this response, please contact Mr. Michael Lashley at (361) 972-7523.

I declare under penalty of perjury that the foregoing is true and correct.

Executed on December 27, 2003.  
date

A handwritten signature in black ink, appearing to read "G. L. Parkey", with a long, sweeping horizontal line extending to the right.

G. L. Parkey  
Vice President of Generation

jal/

Attachments:

1. Manual Phased Array Examination Photos

cc:

(paper copy)

Bruce S. Mallett  
Regional Administrator, Region IV  
U. S. Nuclear Regulatory Commission  
611 Ryan Plaza Drive, Suite 400  
Arlington, Texas 76011-8064

U. S. Nuclear Regulatory Commission  
Attention: Document Control Desk  
One White Flint North  
11555 Rockville Pike  
Rockville, MD 20852

Richard A. Ratliff  
Bureau of Radiation Control  
Texas Department of Health  
1100 West 49th Street  
Austin, TX 78756-3189

Jeffrey Cruz  
U. S. Nuclear Regulatory Commission  
P. O. Box 289, Mail Code: MN116  
Wadsworth, TX 77483

C. M. Canady  
City of Austin  
Electric Utility Department  
721 Barton Springs Road  
Austin, TX 78704

(electronic copy)

A. H. Gutterman, Esquire  
Morgan, Lewis & Bockius LLP

L. D. Blaylock  
City Public Service

David H. Jaffe  
U. S. Nuclear Regulatory Commission

R. L. Balcom  
Texas Genco, LP

A. Ramirez  
City of Austin

C. A. Johnson  
AEP Texas Central Company

Jon C. Wood  
Matthews & Branscomb

## **ATTACHMENT 1**

### **Manual Phased Array Examination Photos**




Fig 1. Overview of calibration standard cut from #8




Fig 2. Close-up of calibration standard EDM notch



Fig 3. Calibration standard showing scanning surface of transducer






Fig 4. Side-view of calibration standard showing transducer





Fig 5. Side-view showing location of EDM notch



Fig 6. Close-up of side-view showing minimum master rod ligament and location of EDM notch  
(yellow line is just to show orientation and not depth)




Fig 7. Close-up of side-view showing approximate location of crack on #9 (black line) and location of EDM notch (yellow line)



Fig 8. Field inspection