

Date Entered: Oct 25, 2003

TO: USNRC/WASHINGTON
JMCKNIGHT

Copy Number: 145

TRANSMITTAL NUMBER: 252164

PROCEDURE NUMBER: EI-13

TITLE: EVACUATION/REASSEMBLY

TRANSMITTAL: LISTED BELOW ARE NEW/REVISED PROCEDURES WHICH MUST BE
IMMEDIATELY INSERTED INTO OR DISCARDED FROM YOUR PROCEDURE
MANUAL.

Action Required	Section or Description
REMOVE AND DESTROY	EI-13, R/8, ENTIRE PROCEDURE
REPLACE WITH	EI-13, R/8, ENTIRE PROCEDURE EDITORIAL

**SIGN, DATE, AND RETURN THE ACKNOWLEDGEMENT FORM WITHIN 10 DAYS TO THE PALISADES
PLANT DOCUMENT CONTROL.**

SIGNATURE OR INITIALS

DATE

**If applicable, REMOVE ALL travelers and marked up pages in
front of this procedure.**

A045

PALISADES NUCLEAR PLANT
EMERGENCY IMPLEMENTING PROCEDURE

TITLE: EVACUATION/REASSEMBLY

Approved: **NKBrott**
Procedure Sponsor

10/21/03
Date

New Procedure/Revision Summary:

Editorial to Revision 8

Specific Changes

Editorial change to item name in Attachment 4, and correcting title to HP 2.18, procedure.

Revision 8 (5/29/03)

This revision of EI-13 was initiated due to concerns raised by the Radiation Safety Department regarding the use of a control point on the site access road during a site evacuation. It has been determined that the control point is not necessary during an emergency where there is no release in progress. If there is a radiological release in progress, it would be best to get plant personnel evacuated expeditiously. Therefore, this revision removes the requirement for a control point on the site access road. In addition, the use of the North and South Beach evacuation routes were given equal weight in the procedure as possible evacuation routes. While these routes are possible to use, they would be difficult to use and therefore, should not be used except under extreme conditions. Therefore, the North and South Beach routes are discussed as an option under a note instead of placing them in the procedure steps as options with the same consideration of the site access road route.

Revision 8 Changes

1. Section 4.0 - Added a note on evacuating personnel at an Alert.
2. Step 5.1e - Added a step on evacuation during a security threat.
3. Section 5.1.1 - Deleted the requirement for a control point on the site access road. Added the option for free release of site personnel if no release is in progress. Added a note on the use of North and South Beach routes. (This change is a clarification of the direction given to plant personnel during a security event.)
4. Section 5.1.2 - Deleted entire section.
5. Section 5.1.3 - Deleted entire section.
6. Section 5.2 - Deleted section. Moved Step b and c to Section 6.1.
7. Section 6.1 - Changed area codes for Allegan Service Center phone numbers and added steps from Section 5.2.

TITLE: EVACUATION/REASSEMBLY

Table of Contents

1.0	PERSONNEL RESPONSIBILITY.....	1
2.0	PURPOSE	1
3.0	REFERENCES	1
3.1	SOURCE DOCUMENTS	1
3.2	REFERENCE DOCUMENTS.....	1
4.0	INITIAL CONDITIONS AND/OR REQUIREMENTS	2
4.5	EQUIPMENT	2
5.0	PROCEDURE.....	3
5.1	EVACUATION	3
5.1.1	Evacuation Via the Plant Access Road	4
6.0	ALLEGAN SERVICE CENTER.....	4
6.1	ALLEGAN SERVICE CENTER EVACUATION MONITORING AREA	4
7.0	ATTACHMENTS AND RECORDS.....	6
7.1	ATTACHMENTS	6
7.2	RECORDS.....	6
8.0	SPECIAL REVIEWS.....	6

ATTACHMENTS

Attachment 1, "Evacuation Routes"
Attachment 2, "Sector Map"
Attachment 3, "Allegan Service Center"
Attachment 4, "Allegan Service Center Equipment List"

TITLE: EVACUATION/REASSEMBLY

USER ALERT
INFORMATION USE PROCEDURE

The activities covered by this procedure may be performed from memory.

1.0 PERSONNEL RESPONSIBILITY

The Site Emergency Director (SED) is responsible for directing evacuation and subsequent reassembly.

The Health Physics Group Leader in the Technical Support Center is responsible for recommending evacuation based on radiological conditions to the SED.

2.0 PURPOSE

To provide guidelines for evacuation and subsequent reassembly of onsite personnel.

3.0 REFERENCES

3.1 SOURCE DOCUMENTS

3.1.1 NUREG 0654, Section M, "Recovery and Re-entry Planning and Post-Accident Operations"

3.1.2 Palisades Site Emergency Plan, Section 9, "Recovery"

3.1.3 Palisades Site Emergency Plan, Appendix C, "Population Distribution and Evacuation Time Estimates"

3.2 REFERENCE DOCUMENTS

3.2.1 Emergency Implementing Procedure EI-8, "Onsite Radiological Monitoring"

3.2.2 Emergency Implementing Procedure EI-9, "Offsite Radiological Monitoring"

3.2.3 Health Physics Procedure HP 2.18, "Personnel Contamination"

3.2.4 Emergency Implementing Procedure EI-16.1, "Maintenance of Emergency Equipment"

|e

TITLE: EVACUATION/REASSEMBLY

3.2.5 Palisades Administrative Procedure 10.46, "Plant Records"

3.2.6 Palisades Administrative Procedure 10.41, "Procedure and Policy Processes"

4.0 INITIAL CONDITIONS AND/OR REQUIREMENTS

4.1 Evacuation of nonessential personnel shall be performed at a Site Area Emergency and General Emergency. Nonessential personnel are those individuals determined by the SED as not immediately needed for emergency response.

4.2 Evacuation of essential personnel in the Control Room, Technical Support Center, and Operational Support Center shall be considered by the Site Emergency Director when the following conditions exist:

- a. Radiation levels reach 5 rem/hr in the Control Room.
- b. Area dose rate exceeds 100 mrem/hr or air concentration is greater than or equal to 40 DAC.
- c. Breathable oxygen is reduced to 19.5%.
- d. Area atmosphere reaches 20% of the Lower Explosive Limit (LEL).

4.3 If the Technical Support Center (TSC) and Operational Support Center (OSC) are not habitable, these facilities may be transferred to the Mechanical Maintenance Shop.

4.4 If the Mechanical Maintenance Shop is not habitable, the Site Emergency Director shall designate alternate location(s).

4.5 EQUIPMENT

TSC and OSC Emergency Equipment shall be as described in Emergency Implementing Procedure EI-16.1, "Maintenance of Emergency Equipment."

TITLE: EVACUATION/REASSEMBLY

5.0 PROCEDURE

USER ALERT
INFORMATION USE PROCEDURE

The activities covered by this procedure may be performed from memory.

5.1 EVACUATION

- a. The TSC Health Physics Group Leader shall determine which of the three evacuation routes from the Palisades Plant shall be used after the decision to evacuate is made by the Site Emergency Director.
- b. The Health Physics Group Leader shall notify Security and the OSC Director of the route to be used.
- c. The OSC Health Physics Supervisor and Security shall assign personnel to the appropriate control point/monitoring stations. Each station shall be established prior to evacuation. Refer to Emergency Implementing Procedures EI-8, "Onsite Radiological Monitoring," and EI-9, "Offsite Radiological Monitoring." Refer to Attachment 2 for a map to the Allegan Service Center and Attachment 3 for a layout and usage plan for the facility. No monitoring equipment is assigned to the facility. Monitoring equipment and personnel must be assigned prior to evacuating personnel to the Allegan Service Center.
- d. The order to evacuate by designated route shall be announced over the public address system.
- e. If a high security threat exists, the Site Emergency Director (in consultation with Security) should determine if personnel can be evacuated safely prior to the time the security event is projected to occur. If personnel can be evacuated prior to the projected security event, perform the evacuation unless constraints exist. If personnel cannot be evacuated prior to the event, announce to all personnel the need to stay inside and away from windows.

TITLE: EVACUATION/REASSEMBLY

5.1.1 Evacuation Via the Plant Access Road

NOTE: It is possible to evacuate site personnel out of the protected area via the beach to the North (reassemble in the parking lot of Van Buren State Park) or South (reassemble in the Covert Township Park parking lot). However, unless severe conditions dictate otherwise, the Plant access road to the East will be the primary evacuation route.

- a. If no radiological constraints exist, free release personnel.
- b. If there are radiological constraints, direct personnel to reassemble at the Allegan Service Center (directions are on Attachment 2, "Sector Map").

6.0 ALLEGAN SERVICE CENTER

6.1 ALLEGAN SERVICE CENTER EVACUATION MONITORING AREA

- a. The Allegan Service Center garage/shop area is the evacuation monitoring station.
- b. The Site Emergency Director shall ensure the Allegan County Emergency Operations Center is notified of the need to use the Allegan Service Center prior to site evacuation.
- c. Requests to open the Allegan Service Center should be made by calling the Virtual Call Center as follows:
 1. 1st Choice - (517) 374-2301 24 hr
 2. 2nd Choice - 1-800-382-0015
 3. 3rd Choice - fax machine (517) 484-1516 (this fax will alarm until the fax has been acknowledged by a Customer Service Representative).
- d. Rad monitoring equipment can be provided by the Radiological Teams (per Attachment 4) using equipment from emergency vehicles, the Emergency Operations Facility (EOF), or the Palisades Plant including the Stockroom. The Allegan Service Center locker room may be established as a hot zone with restroom/office area as a buffer zone.

TITLE: EVACUATION/REASSEMBLY

- e. The Allegan Service Center phone numbers are (269) 673-0818, (269) 673-0801, and (269) 673-0802, and may be used after Palisades personnel have arrived. The fax number is (269) 673-0850.
 - 1. A frisking station may be established at the entrance to the locker room.
 - 2. Contamination tape and/or rope (yellow and magenta) and/or floor covering (water repellant) should be utilized to distinguish contaminated from noncontaminated areas.
 - 3. ALARA shall be utilized to minimize the potential from exposure to radiation.
- f. Exit interviews should be completed for each evacuee arriving at the reassembly control point/monitoring stations.
 - 1. Personnel shall be questioned as to their location prior to evacuation.
 - 2. Personnel dosimetry will be collected.
 - 3. Personnel and/or vehicles shall be monitored to determine the need for decontamination.
 - 4. Priority for decontamination shall be given to persons found to have the highest levels of contamination.
 - 5. Vehicles shall be decontaminated after personnel decontamination is complete.
 - 6. If any evacuee is found to be contaminated, a report should be completed in accordance with Health Physics Procedure HP 2.18, "Personnel Contamination," if applicable.
- g. Persons suspected, or known to have ingested substantial radioactivity shall be whole body counted and/or have a bioassay program established as soon as conditions permit.
- h. Return all completed forms to the OSC Health Physics Supervisor.

|e

TITLE: EVACUATION/REASSEMBLY

7.0 ATTACHMENTS AND RECORDS

7.1 ATTACHMENTS

7.1.1 Attachment 1, "Evacuation Routes"

7.1.2 Attachment 2, "Sector Map"

7.1.3 Attachment 3, "Allegan Service Center"

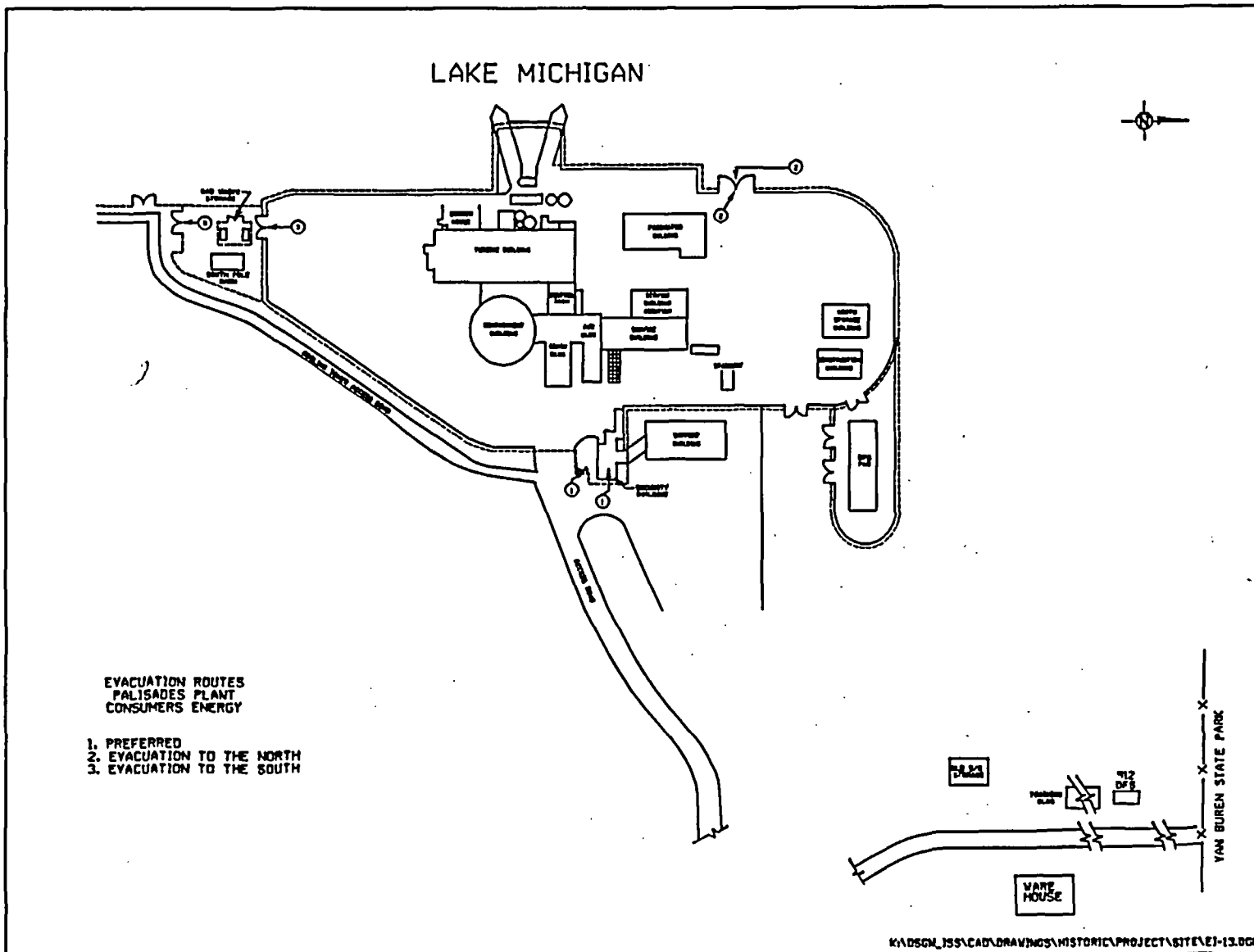
7.1.4 Attachment 4, "Allegan Service Center Equipment List"

7.2 RECORDS

Records generated by this procedure shall be filed in accordance with Palisades Administrative Procedure 10.46, "Plant Records."

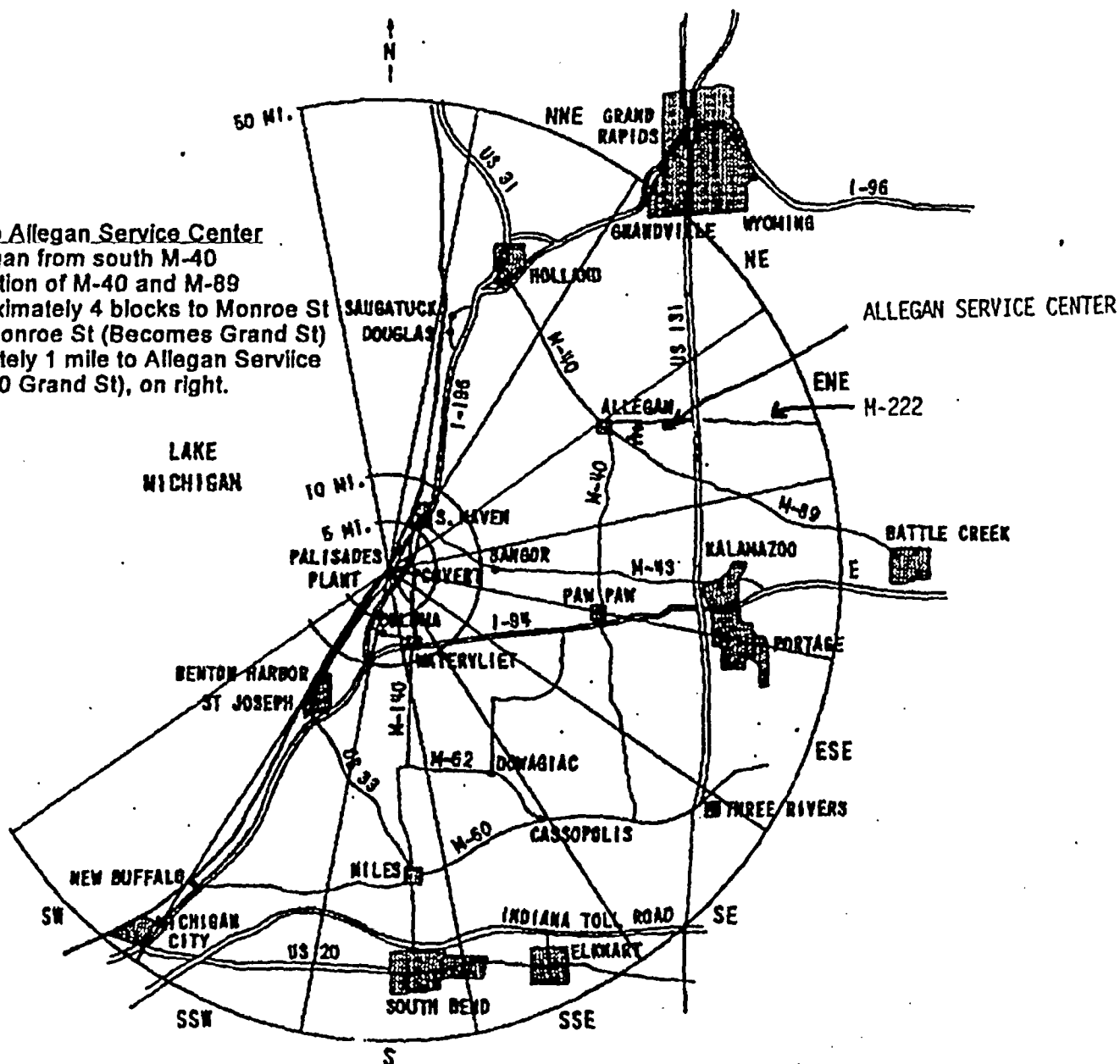
8.0 SPECIAL REVIEWS

The scope of this procedure does not include activities that require a 50.59 review per Palisades Administrative Procedure 10.41, "Procedure and Policy Processes." Therefore, changes to this procedure do not require a 50.59 review.



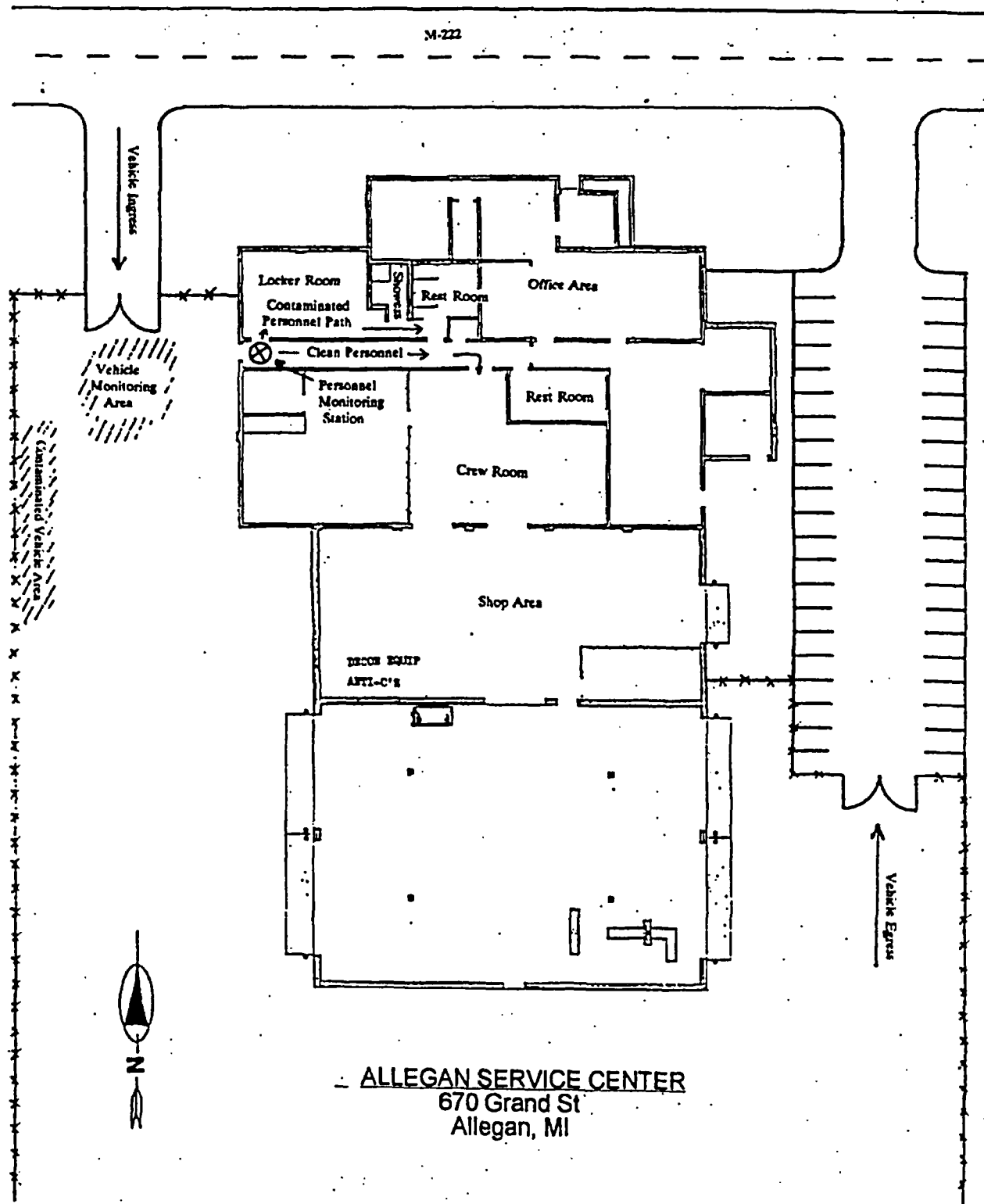
EVACUATION ROUTES

- Enter Allegan from south M-40
- At intersection of M-40 and M-89
- Left approximately 4 blocks to Monroe St
- Right on Monroe St (Becomes Grand St)
- Approximately 1 mile to Allegan Service Center (670 Grand St), on right.



**Proc No EI-13
Attachment 2
Revision 8
Page 1 of 1**

ALLEGAN SERVICE CENTER



ALLEGAN SERVICE CENTER EQUIPMENT LIST

- A. In the event evacuation to the Allegan Service Center is necessary, the following equipment should be obtained:
1. Obtain personal dosimetry issued from the OSC HP Supervisor for monitoring/decontamination purposes only.
 2. Obtain survey instruments as instructed by the OSC HP Supervisor.
 3. Any other equipment deemed necessary by the OSC HP Supervisor.
 4. Any decon/survey forms as directed by the OSC HP Supervisor.
- B. The following equipment will be permanently available at the Allegan Service Center Shop Area marked "Decontamination Equipment":
1. 5 sets of Anti-C's with fish skins (including hoods, booties, 2 sets of gloves, and cloth liners each)
 2. 1 roll of radiological rope/ribbon
 3. 2 rolls of radiological tape
 4. 4 radiological bags (large)
 5. 4 radiological bags (small)
 6. 5 packages of masslin
 7. 4 radiological posting signs (contamination/radiation area)
 8. 2 step-off pads
 9. 1 roll of herculite
 10. 10 booties and rubbers (beyond sets above)
 11. 25 pair of rubber and cloth gloves (beyond sets above)
 12. 25 paper coveralls (grays)
 13. 2 bottles of cleaner
 14. 2 grey tape rolls

ALLEGAN SERVICE CENTER EQUIPMENT LIST

- 15. Swabs
- 16. Ziploc bags (12 small and 12 large)
- 17. 1 liter shampoo
- 18. Scissor stands for rad bags
- 19. Surgical scrub pads
- 20. 3 utility knives
- 21. 10 extra plastic booties (beyond sets above)

C. If further supplies/information are needed, contact the EOF HP Support Group (269) 637-6028. The closest Congregate Care Facility is Gobles High School, where employees may obtain further sheltering.