



**Pacific Gas and  
Electric Company**

**James R. Becker**  
Vice President-Diablo Canyon  
Operations and Station Director

Diablo Canyon Power Plant  
P.O. Box 56  
Avila Beach, CA 93424

805.545.3462  
Fax: 805.545.4234

Date: October 17, 2003

PG&E Letter DCL-2003-565

Certified/Return Receipt  
#7001-0360-0000-2103-3701

California Regional Water Quality Control Board  
Central Coast Region  
Attn: Monitoring and Reporting Review Section  
895 Aerovista, #101  
San Luis Obispo, CA 93401-7906

Dear Mr. Briggs:

In accordance with Order 90-09, NPDES No. CA0003751, enclosed is the Third Quarter 2003 Report on Discharge Monitoring at Diablo Canyon Power Plant (Enclosure 1).

<b>Facility Name:</b>	Pacific Gas & Electric Company Diablo Canyon Power Plant
<b>Address:</b>	P.O. Box 56 Avila Beach, CA 93424
<b>Contact Person:</b>	Drew A. Squyres
<b>Job Title:</b>	Supervisor, Environmental Operations
<b>Phone Number:</b>	545-4439

**WDR/NPDES Order Number:** Order No. 90-09, NPDES No. CA0003751

<b>Type of Report: (check one)</b>	<b>QUARTERLY</b>	<b>ANNUAL</b>
	<input checked="" type="checkbox"/>	<input type="checkbox"/>
<b>Quarter: (check one):</b>	1 <sup>st</sup> <input type="checkbox"/>	2 <sup>nd</sup> <input type="checkbox"/>
	3 <sup>rd</sup> <input checked="" type="checkbox"/>	4 <sup>th</sup> <input type="checkbox"/>

**Year:** 2003 (Annual Reports for DCPD are Jan-Dec)

**Violation(s) (Place an X by the appropriate choice):**

☒ No (there are no violations to report)

☐ Yes

IE25

Mr. Briggs - CRWQCB  
Central Coast Region  
October 17, 2003  
Page 2

*If Yes is marked (complete a-g):*

**a) Parameter(s) in Violation:**

**b) Section(s) of WDR/NPDES  
Violated:**

**c) Reported Value(s)**

**d) WDR/NPDES  
Limit/Condition:**

**e) Dates of Violation(s)**  
(reference page of report/data sheet):

**f) Explanation of Cause(s):**  
(attach additional information as needed)

(If "YES", see overview section of attached report)

**g) Corrective Action(s):**  
(attach additional information as needed)


(If "YES", see overview section of attached report)

Mr. Briggs - CRWQCB  
Central Coast Region  
October 17, 2003  
Page 3

I certify under penalty of law that this document and all attachments were prepared under my direction or supervision in accordance with a system designed to assure that qualified personnel properly gather and evaluate the information submitted. Based on my inquiry of the person or persons who manage the system, or those persons directly responsible for gathering the information, the information submitted is, to the best of my knowledge and belief, true, accurate, and complete. The results of the influent and effluent monitoring presented are the observed results of the measurements and analyses required by the monitoring program, and is neither an assertion of the adequacy of any instrument reading or analytical result, nor an endorsement of the appropriateness of any analytical or measurement procedure. I am aware that there are significant penalties for submitting false information, including the possibility of fine and imprisonment for knowing violations.

If you have any questions, please contact Drew Squyres at (805) 545 - 4439.

Sincerely,



---

*For*

Name: James R. Becker

Title: Vice President- Diablo Canyon Operations and Station Director

2003565/RDH/kmo

PG&E Letter DCL-2003-565  
Mr. Roger W. Briggs  
October 17, 2003  
Page 2

cc: Michael Thomas, CCRWQCB  
81 Aerovista Street, Suite 101  
San Luis Obispo, CA 93401

Debra Johnston  
California Department of Fish and Game  
20 Lower Ragsdale, Suite 100  
Monterey, California 93490

Regional Administrator, Region 9  
U. S. Environmental Protection Agency  
75 Hawthorne Street  
San Francisco, CA 94105  
Attention: Carey Houk (W-5-3)

Resident Inspector, David Proulx  
U.S. Nuclear Regulatory Commission  
Diablo Canyon Power Plant 104/5

Regional Administrator  
U.S. Nuclear Regulatory Commission  
Region IV  
611 Ryan Plaza Dr., Suite 400  
Arlington, TX 76011-8064

Director, Division of Reactor Projects  
U. S. Nuclear Regulatory Commission  
Region IV  
611 Ryan Plaza Dr., Suite 400  
Arlington, TX 76011-8064

U. S. Nuclear Regulatory Commission  
Document Control Desk  
Washington, D.C. 20555

Enclosure

ENCLOSURE 1

THIRD QUARTER 2003

REPORT ON DISCHARGE MONITORING AT  
DIABLO CANYON POWER PLANT

**PACIFIC GAS AND ELECTRIC COMPANY**  
**NUCLEAR POWER GENERATION**

**Third Quarter 2003**

**REPORT ON**  
**DISCHARGE MONITORING AT**  
**DIABLO CANYON POWER PLANT**

**(NPDES No. CA0003751)**

PACIFIC GAS AND ELECTRIC COMPANY

Third Quarter 2003

REPORT ON DISCHARGE MONITORING AT  
DIABLO CANYON POWER PLANT

TABLE OF CONTENTS

	<u>page</u>
<u>OVERVIEW</u> .....	1
<u>SUMMARY OF MONITORING PROGRAM</u>	
A. <u>Monitoring of Plant Influent and Effluent</u> .....	2
B. <u>Monitoring of Receiving Waters</u> .....	2
C. <u>Acti-Brom Treatment Program</u> .....	3
APPENDIX 1: NPDES Discharge Points	
APPENDIX 2: Influent and Effluent Monitoring - July 2003	
APPENDIX 3: Influent and Effluent Monitoring - August 2003	
APPENDIX 4: Influent and Effluent Monitoring – September 2003	
APPENDIX 5: Acute Bioassay, July 9 - 13, 2003	
APPENDIX 6: Chronic Bioassay, July 10 - 12, 2003	

## OVERVIEW

1. During the third quarter of 2003, discharges occurred from Discharge Paths 001 (once through cooling water), 001B, 001D, 001F, 001G, 001H, 001L, 001M, 001N, 001P, and 002 through 005. No discharges occurred from Discharge Paths 001E, 001I, 001J, 001K, and 006 through 017. A list of all of the permit discharge pathways, including name and number, is provided in **Appendix 1**.
2. The substances listed in Table B of the 1990 California Ocean Plan were each analyzed for and reported in the permit renewal application for Diablo Canyon submitted in 1994. There have been no changes in the activities conducted at the plant that would have significantly affected the results previously reported in the 1994 renewal application. California Ocean Plan Table B substances that were not analyzed for this quarter were not added to the discharge stream.
3. Unit 1 discharge chlorine monitor had low flow from 1200 on July 23, 2003 through 0800 on July 24, 2003. Proper flow was reestablished for the 1200 injection on July 24, 2003. An engineering evaluation was completed in accordance with PG&E's January 5, 1994, letter as authorized by the CCRWQCB. The calculated value from the engineering evaluation was <10 ppb, well below the 89 ppb Ocean Plan limit.
4. Unit 1 and Unit 2 discharge chlorine monitors had reduced flow due to blockage by marine fouling during September 20, 2003 and September 25, 2003. The blockage was removed and proper flow was reestablished. An engineering evaluation was completed in accordance with PG&E's January 5, 1994, letter as authorized by the CCRWQCB. The calculated values from the engineering evaluation were for Unit 1: <10ppb (for 9/20 – 22/2003) and 21ppb (for 9/23 – 25/2003); Unit 2: 14ppb (for 9/20 – 22/2003) and 17ppb (for 9/23 – 25/2003). These values are well below the 89 ppb Ocean Plan limit.
5. During the third quarter of 2003, system maintenance activities that required draining of closed cooling water systems were performed and are summarized below. PG&E received concurrence from the CCRWQCB in a letter dated July 19, 1995 and another letter dated May 19, 1997 (PG&E Letter DCL-95-156 and PG&E Letter DCL-97-533, respectively) regarding the use of glutaraldehyde and isothiazolin to control microbiological growth and corrosion in plant systems. Discharges are drained at a flow rate such that the chronic toxicity level would be below the "No Observable Effect Concentration" (NOEC) at NPDES Discharge 001.

Date	System	Volume (gal)	Glutaraldehyde (mg/l)	Isothiazolin (mg/l)
8/29/03	Unit 1 CCW	1.9	185	0
9/26/03	Unit 1 EDR	1400	8	0



## **SUMMARY OF MONITORING PROGRAM**

### **A. Monitoring of Plant Influent and Effluent**

1. The results of the July, August, and September 2003 plant influent and effluent monitoring are reported on Discharge Self Monitoring Report (DSMR) forms in **Appendices 2, 3, and 4**, respectively.
2. The laboratory report for one acute bioassay on water sampled from Discharge 001, performed July 9 - 13, 2003, is included in **Appendix 5**. The bioassay results show that acute toxicity was 0.00 (no mortality).
3. The laboratory report for one chronic bioassay on water sampled from Discharge 001, performed July 10 - 12, 2003, is included in **Appendix 6**. The bioassay results show that chronic toxicity was 1.0 (no chronic toxicity).

### **B. Monitoring of Receiving Waters**

#### **1. Ecological Studies at Diablo Canyon**

Ecological studies in the vicinity of Diablo Cove conducted during the third quarter continued under the Diablo Canyon Receiving Water Monitoring Program (RWMP) as requested in a letter from the Central Coast Regional Water Quality Control Board (CCRWQCB) dated December 9, 1998 and as detailed in a letter (DCL-99-503) from PG&E dated January 8, 1999. This program includes tasks from the Ecological Monitoring Program (EMP) with additional stations and increased sampling frequencies. This program replaces the EMP and the Thermal Effects Monitoring Program (TEMP).

#### **2. In Situ Bioassay**

Results of the Mussel Watch Program will be reported to the CCRWQCB directly from the California Department of Fish and Game in their periodic report for this program.

### **C. Acti-Brom Treatment Program**

Diablo Canyon Power Plant is continuing its use of the proprietary chemical Acti-Brom to control the growth of macrofouling organisms in its main circulating water conduits. Both circulating water conduits of each Unit can be chemically treated simultaneously. Each treated conduit typically receives a twenty-minute injection every four hours (six injections a day) of Acti-Brom in combination with sodium hypochlorite (NaOCl). Each injection attempts to achieve a target concentration of 200 parts per billion Total Residual Oxidant (TRO) when measured at the inlet waterbox of the condenser. Discharge TRO, measured at the plant outfall, remained below NPDES limitations.

Unit 1 conduits continued simultaneous sodium hypochlorite and Acti-Brom treatments six times daily throughout most of the third quarter. There were brief interruptions due to maintenance activities in early July, early August, and mid September.

During most of the third quarter, conduit 2-1 continued simultaneous injections of sodium hypochlorite and Acti-Brom six times daily, while conduit 2-2 continued the

experiment to test the effectiveness of sodium bromide compared to Acti-Brom, receiving simultaneous six-times daily injections of sodium hypochlorite and sodium bromide. There were brief interruptions due to maintenance activities in early July, late July, early August, mid September, and late September.

# APPENDIX 1

## DIABLO CANYON POWER PLANT

NPDES DISCHARGE POINTS	
DISCHARGE NUMBER	DESCRIPTION
001	Once-Through Cooling Water
001 A	Firewater Systems
001 B	Auxiliary Salt Water Cooling System
001 C	Discharge Deleted
001 D	Liquid Radioactive Waste Treatment System
001 E	Service Cooling Water System
001 F	Turbine Building Sump
001 G	Make-Up Water System Waste Effluent
001 H	Condensate Demineralizer Regenerant
001 I	Seawater Evaporator Blowdown
001 J	Condensate Pumps Discharge Header Overboard
001 K	Condenser Tube Sheet Leak Detection Dump Tank Overboard
001 L	Steam Generator Blowdown
001 M	Wastewater Holding and Treatment System
001 N	Sanitary Wastewater Treatment System
001 P	Seawater Reverse Osmosis System Blowdown
002	Intake Structure Building Floor Drains
003	Intake Screen Wash
004	Bio Lab and Storm Water Runoff
005, 008, 009, 013, 014, 015	Yard Storm Drains
006, 007, 010, 011, 012	Storm Water Runoff
016	Bio Lab Seawater Supply Pump Valve Drain
017	Seawater Reverse Osmosis System Blowdown Drain

**APPENDIX 2**

**DIABLO CANYON POWER PLANT**

**Influent and Effluent Monitoring**

**July 2003**

CALIFORNIA REGIONAL WATER QUALITY  
CONTROL BOARD  
CENTRAL COAST REGION  
81 HIGUERA  
SAN LUIS OBISPO, CA 93401

DISCHARGE SELF MONITORING REPORT

PACIFIC GAS AND ELECTRIC CO.  
DIABLO CANYON NUCLEAR POWER PLANT  
PO BOX 56  
AVILA BEACH, CALIF 93424

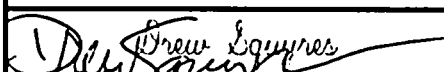
PAGE: (M) 1

FACILITY I.D. 3 402003001		YEAR / MO / DAY BEGINNING 03 / 07 / 01		YEAR / MO / DAY ENDING 03 / 07 / 31		STATE CODE 06		NPDES PERMIT # CA0003751	
STATION ANALYSIS UNITS SMPL TYPE FREQ.	INFLUENT TEMPERATURE DEGREES F METERED CONTINUOUS	EFFLUENT 001 TEMPERATURE DEGREES F METERED CONTINUOUS	DELTA TEMP TEMPERATURE DEGREES F METERED CONTINUOUS	EFFLUENT 001 FLOW MGD RECORDED DAILY	INFLUENT pH pH UNITS GRAB MONTHLY	EFFLUENT 001 pH pH UNITS GRAB MONTHLY (")	EFFLUENT 001P pH pH UNITS GRAB MONTHLY	EFFLUENT 002 pH pH UNITS GRAB MONTHLY	
	*	*	*	*	*	*	*	*	
1	50.6	69.2	18.6	2436					
2	51.5	70.5	19.0	2486			2	7.6	
3	51.1	70.2	19.1	2486					
4	50.4	69.6	19.2	2486					
5	50.0	69.2	19.2	2486					
6	49.6	68.8	19.2	2486					
7	49.4	68.5	19.1	2486					
8	49.6	68.7	19.1	2486			2	7.8	
9	50.1	69.2	19.1	2486					
10	50.9	70.0	19.1	2486					
11	50.3	69.5	19.2	2486					
12	50.9	70.0	19.1	2486					
13	50.2	69.4	19.2	2486					
14	50.5	69.5	19.0	2486					
15	51.6	70.9	19.3	2486	8.0	8.0			
16	50.8	70.0	19.2	2486					
17	51.7	70.8	19.1	2486					
18	53.5	72.7	19.2	2486					
19	54.0	73.3	19.3	2486					
20	53.9	73.3	19.4	2486					
21	54.2	73.4	19.2	2486					
22	54.4	73.5	19.1	2486					
23	54.2	73.3	19.1	2486					
24	55.5	74.5	19.0	2486					
25	56.8	75.8	19.0	2486					
26	56.6	75.9	19.3	2486					
27	56.4	75.8	19.4	2486					
28	56.1	75.3	19.2	2486					
29	56.3	75.5	19.2	2486					
30	56.9	76.1	19.2	2486					
31	58	77.9	19.7	2486					
MONTHLY AVG	52.8	71.9	19.2	2484	8.0	8.0	7.6	7.8	
MONTHLY HIGH	58.2	77.9	19.7	2486	8.0	8.0	7.6	7.8	
MONTHLY LOW	49.4	68.5	18.6	2436	8.0	8.0	7.6	7.8	
TIMES EXCEEDED	NO LIMIT	NO LIMIT	MAX 22 = 0	MAX 2760 = 0	NO LIMIT	NO LIMIT	NO LIMIT	NO LIMIT	
TIMES EXCEEDED			(")						
TIMES EXCEEDED									

REMARKS:

- \* NUMBER OF SAMPLES TAKEN DURING THE DAY.
- \*\* EXCEPT DURING DEMUSSELING.
- \*\*\* DAILY WHEN DISCHARGING CHEMICAL CLEANING WASTES FROM DISCHARGES 001D, F, I, L, AND/OR M.

PRINCIPAL EXECUTIVE OFFICER
GREGORY M. RUEGER

SIGNATURE OF AUTHORIZED AGENT	DATE
	10/20/2003

CALIFORNIA REGIONAL WATER QUALITY  
CONTROL BOARD  
CENTRAL COAST REGION  
31 HIGUERA  
SAN LUIS OBISPO, CA 93401

DISCHARGE SELF MONITORING REPORT


PACIFIC GAS AND ELECTRIC CO.  
DIABLO CANYON NUCLEAR POWER PLANT  
PO BOX 55  
AVILA BEACH, CALIF 93424

PAGE: (M) 2

FACILITY I.D.	YEAR / MO / DAY		YEAR / MO / DAY		STATE CODE		NPDES PERMIT #	
3 402003001	BEGINNING	03 / 07 / 01	ENDING	03 / 07 / 31	06		CA0003751	
STATION ANALYSIS UNITS SMPL TYPE FREQ.	EFFLUENT 003 pH pH UNITS GRAB MONTHLY	EFFLUENT 004 pH pH UNITS GRAB MONTHLY	EFFLUENT 001N OIL & GREASE mg/l COMPOSITE WEEKLY	EFFLUENT 001P OIL & GREASE mg/l GRAB WEEKLY (")	EFFLUENT 003 OIL & GREASE mg/l GRAB WEEKLY (")	EFFLUENT 001F OIL & GREASE mg/l GRAB MONTHLY	EFFLUENT 001 T CHLOR RES up1 GRAB 2 per CYCLE	EFFLUENT 001 CHLORINE USED lbs/day RECORDED MONTHLY
1							12	394
2		7.9	3	ND(5)		< 3	5	180
3							0	0
4							12	461
5							12	461
6							12	461
7							12	461
8							12	461
9	7.8		2	ND(5)			12	442
10							12	442
11							12	451
12							12	432
13							12	432
14							12	432
15							12	432
16			3	ND(5)			12	422
17							12	422
18							12	432
19							12	432
20							12	432
21							12	468
22							12	504
23							12	504
24			3	ND(5)			12	504
25							12	514
26							12	533
27							12	533
28							12	533
29							12	554
30							12	605
31							11	590
MONTHLY AVG	7.8	7.9	ND(5)	NO	NO	< 3	18	449
MONTHLY HIGH	7.8	7.9	ND(5)	DISCHARGE	DISCHARGE	< 3	43	605
MONTHLY LOW	7.8	7.9	ND(5)			< 3	< 10	0
TIMES EXCEEDED	NO LIMIT	NO LIMIT	MO AVG 15 = 0	MO AVG 15 = 0	MO AVG 15 = 0	MO AVG 15 = 0	1 MAX 200 = 0	NO LIMIT
TIMES EXCEEDED			D MAX 20 = 0	D MAX 20 = 0	D MAX 20 = 0	D MAX 20 = 0		
TIMES EXCEEDED								

REMARKS: \* NUMBER OF SAMPLES TAKEN DURING THE DAY.  
\*\* WHEN 001N IS DISCHARGING TO 001P.  
\*\*\* WHEN 001P IS DISCHARGING TO 003.  
\*\*\*\* NO CHLORINATION ON 7/3/03 DUE TO SYSTEM MAINTENANCE.

PRINCIPAL EXECUTIVE OFFICER
GREGORY M. RUEGER

SIGNATURE OF AUTHORIZED AGENT	DATE
 Drew Squires	10/20/2003

CALIFORNIA REGIONAL WATER QUALITY  
CONTROL BOARD  
CENTRAL COAST REGION  
81 HIGUERA  
SAN LUIS OBISPO, CA 93401

DISCHARGE SELF MONITORING REPORT

PACIFIC GAS AND ELECTRIC CO.  
DIABLO CANYON NUCLEAR POWER PLANT  
PO BOX 56  
AVILA BEACH, CALIF 93424

PAGE: (M) 3

FACILITY I.D. 3 402003001		YEAR / MO / DAY BEGINNING 03 / 07 / 01		YEAR / MO / DAY ENDING 03 / 07 / 31		STATE CODE 06		NPDES PERMIT # CA0003751			
STATION ANALYSIS UNITS SMPL TYPE FREQ	EFF 001N=>003 TOTL COLIFORM MPN/100ml GRAB 4 TIMES/WEEK	EFF 001N=>003 FECAL COLIFORM MPN/100ml GRAB 4 TIMES/WEEK	EFFLUENT 001D SUSPENDED SOLIDS mg/1 1st FLTR mg/1 2nd FLTR GRAB MONTHLY			EFFLUENT 001F SUSPENDED SOLIDS mg/1 1st FLTR mg/1 2nd FLTR GRAB MONTHLY					
1			1		ND(5)	2	3	2	1	2	ND(5)
2											
3											
4											
5											
6											
7											
8			2	19	2	ND(5)					
9											
10											
11											
12											
13											
14			2	11	2	< 1	2	11			
15											
16											
17											
18											
19											
20											
21											
22											
23											
24											
25											
26											
27											
28											
29											
30											
31											
MONTHLY AVG	NO	NO	"			< 5	ND(5)				
MONTHLY HIGH	DISCHARGE	DISCHARGE				19	ND(5)				
MONTHLY LOW						ND(5)	ND(5)				
TIMES EXCEEDED	80% SMPLS>1K	MEAN>200 =	NO LIMIT	NO LIMIT	MO AVG 30 = 0	NO LIMIT	NO LIMIT	MO AVG 30 = 0			
TIMES EXCEEDED		90 % SMPLS>400			D MAX 100 = 0			D MAX 100 = 0			
TIMES EXCEEDED	I MAX >10K										

REMARKS: \* NUMBER OF SAMPLES TAKEN DURING THE DAY.  
\*\* FLOW-WEIGHTED AVERAGES REPORTED.

PRINCIPAL EXECUTIVE OFFICER
GREGORY M. RUEGE*

SIGNATURE OF AUTHORIZED AGENT	DATE
<i>Drew Squires</i>	10/20/2003

PACIFIC GAS AND ELECTRIC CO.  
DIABLO CANYON NUCLEAR POWER PLANT  
PO BOX 56  
AVILA BEACH, CALIF 93424

PAGE: (M) 4

NPDES PERMIT #  
CA0003751

EFFLUENT 001H		
SUSPENDED SOLIDS		
mg/l 1st FLTR	mg/l 2nd FLTR	mg/l NET
GRAB		
MONTHLY		
1	2	3
4	5	6
7	8	9
10	11	12
13	14	15
16	17	18
19	20	21
22	23	24
25	26	27
28	29	30
31	32	33
34	35	36
37	38	39
40	41	42
43	44	45
46	47	48
49	50	51
52	53	54
55	56	57
58	59	60
61	62	63
64	65	66
67	68	69
70	71	72
73	74	75
76	77	78
79	80	81
82	83	84
85	86	87
88	89	90
91	92	93
94	95	96
97	98	99
100	101	102
103	104	105
106	107	108
109	110	111
112	113	114
115	116	117
118	119	120
121	122	123
124	125	126
127	128	129
130	131	132
133	134	135
136	137	138
139	140	141
142	143	144
145	146	147
148	149	150
151	152	153
154	155	156
157	158	159
160	161	162
163	164	165
166	167	168
169	170	171
172	173	174
175	176	177
178	179	180
181	182	183
184	185	186
187	188	189
190	191	192
193	194	195
196	197	198
199	200	201
202	203	204
205	206	207
208	209	210
211	212	213
214	215	216
217	218	219
220	221	222
223	224	225
226	227	228
229	230	231
232	233	234
235	236	237
238	239	240
241	242	243
244	245	246
247	248	249
250	251	252
253	254	255
256	257	258
259	260	261
262	263	264
265	266	267
268	269	270
271	272	273
274	275	276
277	278	279
280	281	282
283	284	285
286	287	288
289	290	291
292	293	294
295	296	297
298	299	300
301	302	303
304	305	306
307	308	309
310	311	312
313	314	315
316	317	318
319	320	321
322	323	324
325	326	327
328	329	330
331	332	333
334	335	336
337	338	339
340	341	342
343	344	345
346	347	348
349	350	351
352	353	354
355	356	357
358	359</	

- 1
- 2
- 3
- 4
- 5
- 6
- 7
- 8
- 9
- 10
- 11
- 12
- 13
- 14
- 15
- 16
- 17
- 18
- 19
- 20
- 21
- 22
- 23
- 24
- 25
- 26
- 27
- 28
- 29
- 30
- 31

---

<

10

14

6

8

2.MONTHLY AVG  
2.MONTHLY HIGH  
2.MONTHLY LOW

ND(5)  
ND(5)  
ND(5)

8  
8  
8

TIMES EXCEEDED  
TIMES EXCEEDED  
TIMES EXCEEDED

NO LIMIT	NO LIMIT	MO AVG 30=0 D MAX 100 = 0	NO LIMIT	NO LIMIT	MO AVG 30=0 D MAX 100 = 0
----------	----------	------------------------------	----------	----------	------------------------------

REMARKS: • NUMBER OF SAMPLES TAKEN DURING THE DAY.

**PRINCIPAL EXECUTIVE OFFICER**

GREGORY M. RUEGER

SIGNATURE OF AUTHORIZED AGENT

DATE

DA) Drew Squires

10/20/2003



CALIFORNIA REGIONAL WATER QUALITY  
CONTROL BOARD  
CENTRAL COAST REGION  
81 HIGUERA  
SAN LUIS OBISPO CA 93401

DISCHARGE SELF MONITORING REPORT

PACIFIC GAS AND ELECTRIC CO.  
DIABLO CANYON NUCLEAR POWER PLANT  
PO BOX 56  
AVILA BEACH, CALIF 93424

PAGE: (M) 5

FACILITY I.D. 3402003001		YEAR / MO / DAY BEGINNING 03 / 07 / 01		YEAR / MO / DAY ENDING 03 / 07 / 31		STATE CODE 06		NPDES PERMIT # CA0003751	
STATION ANALYSIS UNITS SMPL TYPE FREQ.	EFFLUENT 001I SUSPENDED SOLIDS mg/1 1st FLTR    mg/1 2nd FLTR    mg/1 NET GRAB MONTHLY			EFFLUENT 001J SUSPENDED SOLIDS mg/1 1st FLTR    mg/1 2nd FLTR    mg/1 NET GRAB MONTHLY					
1									
2									
3									
4									
5									
6									
7									
8									
9									
10									
11									
12									
13									
14									
15									
16									
17									
18									
19									
20									
21									
22									
23									
24									
25									
26									
27									
28									
29									
30									
31									
MONTHLY AVG	NO			NO					
MONTHLY HIGH	DISCHARGE			DISCHARGE					
MONTHLY LOW									
TIMES EXCEEDED	NO LIMIT	NO LIMIT	MO AVG 30 = 0	NO LIMIT	NO LIMIT	MO AVG 30 = 0			
TIMES EXCEEDED			MAX 100 = 0			MAX 100 = 0			
TIMES EXCEEDED									

REMARKS: \* NUMBER OF SAMPLES TAKEN DURING THE DAY.

PRINCIPAL EXECUTIVE OFFICER
GREGORY M. RUEGER

SIGNATURE OF AUTHORIZED AGENT	DATE
<i>Drew Squires</i>	10/20/2003

CALIFORNIA REGIONAL WATER QUALITY  
CONTROL BOARD  
CENTRAL COAST REGION  
81 HIGUERA  
SAN LUIS OBISPO CA 93401

DISCHARGE SELF MONITORING REPORT

PACIFIC GAS AND ELECTRIC CO.  
DIABLO CANYON NUCLEAR POWER PLANT  
PO BOX 56  
AVILA BEACH, CALIF 93424

PAGE: (M) 6

FACILITY I.D. 3 402003001		YEAR / MO / DAY BEGINNING 03 / 07 / 01		YEAR / MO / DAY ENDING 03 / 07 / 31		STATE CODE 06		NPDES PERMIT # CA0003751				
STATION ANALYSIS UNITS SMPL TYPE FREQ.	EFFLUENT 001K SUSPENDED SOLIDS mg/l 1st FLTR    mg/l 2nd FLTR    GRAB MONTHLY			EFFLUENT 001L SUSPENDED SOLIDS mg/l 1st FLTR    mg/l 2nd FLTR    GRAB MONTHLY								
1												
2												
3					2	<	1	2	<	1	2	ND(5)
4												
5												
6												
7												
8												
9												
10												
11												
12												
13												
14												
15												
16												
17												
18												
19												
20												
21												
22												
23												
24												
25												
26												
27												
28												
29												
30												
31												
MONTHLY AVG	NO											ND(5)
MONTHLY HIGH	DISCHARGE											ND(5)
MONTHLY LOW												ND(5)
TIMES EXCEEDED	NO LIMIT	NO LIMIT	MO AVG 30 = 0	NO LIMIT	NO LIMIT	MO AVG 30 = 0						
TIMES EXCEEDED			D MAX 100 = 0			D MAX 100 = 0						
TIMES EXCEEDED												

REMARKS: \* NUMBER OF SAMPLES TAKEN DURING THE DAY.

PRINCIPAL EXECUTIVE OFFICER
GREGORY M. RUEGER

SIGNATURE OF AUTHORIZED AGENT	DATE
<i>Drew Squires</i>	10/20/2003

CALIFORNIA REGIONAL WATER QUALITY  
CONTROL BOARD  
CENTRAL COAST REGION  
81 HIGUERA  
SAN LUIS OBISPO CA 93401

DISCHARGE SELF MONITORING REPORT

PACIFIC GAS AND ELECTRIC CO.  
DIABLO CANYON NUCLEAR POWER PLANT  
PO BOX 56  
AVILA BEACH, CALIF 93424

PAGE: (M) 7

FACILITY I.D. 3 402003001		YEAR / MO / DAY BEGINNING 03 / 07 / 01		YEAR / MO / DAY ENDING 03 / 07 / 31		STATE CODE 06		NPDES PERMIT # CA0003751	
STATION ANALYSIS UNITS SMPL TYPE FREQ.	EFFLUENT 001M SUSPENDED SOLIDS mg/1 1st FLTR    mg/1 2nd FLTR GRAB MONTHLY    mg/1 NET			EFFLUENT 001N SUSPENDED SLDS mg/1 COMPOSITE WEEKLY		EFFLUENT 001P SUSPENDED SOLIDS mg/1 1st FLTR    mg/1 2nd FLTR GRAB MONTHLY    mg/1 NET			
1									
2					23		12		9
3									
4									
5									
6									
7									
8									
9					16				
10									
11									
12									
13									
14									
15									
16					6				
17									
18									
19									
20									
21									
22									
23									
24					14				
25									
26									
27									
28									
29									
30									
31									
MONTHLY AVG	NO			15	9				
MONTHLY HIGH	DISCHARGE			23	9				
MONTHLY LOW				6	9				
TIMES EXCEEDED	NO LIMIT	NO LIMIT	MO AVG 30 = 0	MO AVG 60 = 0	NO LIMIT	NO LIMIT	MO AVG 30 = 0		
TIMES EXCEEDED			D MAX 100 = 0				D MAX 100 = 0		
TIMES EXCEEDED									

REMARKS: \* NUMBER OF SAMPLES TAKEN DURING THE DAY.

PRINCIPAL EXECUTIVE OFFICER
GREGORY M. RUEGER

SIGNATURE OF AUTHORIZED AGENT	DATE
<i>Drew Squires</i>	10/20/2003

CALIFORNIA REGIONAL WATER QUALITY  
CONTROL BOARD  
CENTRAL COAST REGION  
81 HIGUERA  
SAN LUIS OBISPO, CA 93401

DISCHARGE SELF MONITORING REPORT

PACIFIC GAS AND ELECTRIC CO.  
DIABLO CANYON NUCLEAR POWER PLANT  
PO BOX 56  
AVILA BEACH, CALIF 93424

PAGE: (M) 8

FACILITY I.D. 3 402003001		YEAR / MO / DAY BEGINNING 03 / 07 / 01		YEAR / MO / DAY ENDING 03 / 07 / 31		STATE CODE 06		NPDES PERMIT # CA0003751	
STATION ANALYSIS UNITS SMPL TYPE FREQ.	EFFLUENT 002 SUSPENDED SOLIDS mg/1 1st FLTR    mg/1 2nd FLTR GRAB MONTHLY			EFFLUENT 003 SUSPENDED SOLIDS mg/1 1st FLTR    mg/1 2nd FLTR GRAB MONTHLY					
1									
2									
3									
4									
5									
6									
7									
8	2	1	2	<	1	2	ND(5)	2	7
9								2	1
10								2	6
11									
12									
13									
14									
15									
16									
17									
18									
19									
20									
21									
22									
23									
24									
25									
26									
27									
28									
29									
30									
31									
MONTHLY AVG				ND(5)			6		
MONTHLY HIGH				ND(5)			6		
MONTHLY LOW				ND(5)			6		
TIMES EXCEEDED	NO LIMIT	NO LIMIT	MO AVG 30 = 0	NO LIMIT	NO LIMIT	MO AVG 30 = 0			
TIMES EXCEEDED			D MAX 100 = 0			D MAX 100 = 0			
TIMES EXCEEDED									

REMARKS: \* NUMBER OF SAMPLES TAKEN DURING THE DAY.

PRINCIPAL EXECUTIVE OFFICER
GREGORY M. RUEGER

SIGNATURE OF AUTHORIZED AGENT	DATE
<i>Drew Squires</i>	10/20/2003

CALIFORNIA REGIONAL WATER QUALITY  
CONTROL BOARD  
CENTRAL COAST REGION  
81 HIGUERA  
SAN LUIS OBISPO CA 93401

DISCHARGE SELF MONITORING REPORT


PACIFIC GAS AND ELECTRIC CO.  
DIABLO CANYON NUCLEAR POWER PLANT  
PO BOX 56  
AVILA BEACH, CALIF 93424

PAGE: (M) 9

FACILITY I.D. 3 402003001		YEAR / MO / DAY BEGINNING 03 / 07 / 01		YEAR / MO / DAY ENDING 03 / 07 / 31		STATE CODE 06		NPDES PERMIT # CA0003751	
STATION ANALYSIS UNITS SMPL TYPE FREQ.	EFFLUENT 003 SUSPENDED SOLIDS mg/l 1st FLTR    mg/l 2nd FLTR    mg/l NET GRAB WEEKLY WHEN 001N & 001P => 003			EFFLUENT 001N SETTL SOLIDS ml/l GRAB WEEKLY	EFFLUENT 001 T CHROMIUM ug/l GRAB MONTHLY	EFFLUENT 001 COPPER ug/l GRAB MONTHLY	EFFLUENT 001 NICKEL ug/l GRAB MONTHLY	EFFLUENT 001 ZINC ug/l GRAB MONTHLY	
1									
2				ND(0.1)					
3									
4									
5									
6									
7									
8									
9				ND(0.1)					
10									
11									
12									
13									
14									
15					ND(10)	ND(10)	ND(10)	ND(10)	
16				ND(0.1)					
17									
18									
19									
20									
21									
22									
23									
24				ND(0.1)					
25									
26									
27									
28									
29									
30									
31									
MONTHLY AVG	NO			ND(0.1)	ND(10)	ND(10)	ND(10)	ND(10)	
MONTHLY HIGH	DISCHARGE			ND(0.1)	ND(10)	ND(10)	ND(10)	ND(10)	
MONTHLY LOW				ND(0.1)	ND(10)	ND(10)	ND(10)	ND(10)	
TIMES EXCEEDED	NO LIMIT	NO LIMIT	MO AVG 30 = 0	MO AVG 1.0 = 0	6M-MED 10 = 0	6M-MED 10 = 0	6M-MED 30 = 0	6M-MED 70 = 0	
TIMES EXCEEDED			D MAX 100 = 0	D MAX 3.0 = 0	D MAX 40 = 0	D MAX 50 = 0	D MAX 100 = 0	D MAX 380 = 0	
TIMES EXCEEDED					I MAX 100 = 0	I MAX 140 = 0	I MAX 260 = 0	I MAX 990 = 0	

REMARKS: \* NUMBER OF SAMPLES TAKEN DURING THE DAY.

PRINCIPAL EXECUTIVE OFFICER
GREGORY M. RUEGER

SIGNATURE OF AUTHORIZED AGENT	DATE
 Drew Squires	10/20/2003

CALIFORNIA REGIONAL WATER QUALITY  
CONTROL BOARD  
CENTRAL COAST REGION  
81 HIGUERA  
SAN LUIS OBISPO, CA 93401

DISCHARGE SELF MONITORING REPORT

PACIFIC GAS AND ELECTRIC CO.  
DIABLO CANYON NUCLEAR POWER PLANT  
PO BOX 56  
AVILA BEACH, CALIF 93424

PAGE: (Q) 1

FACILITY I.D. 3 402003001	YEAR / MO / DAY BEGINNING 03 / 07 / 01 ENDING 03 / 07 / 31		STATE CODE 06		NPDES PERMIT # CA0003751			
STATION ANALYSIS UNITS SMPL TYPE FREQ.	INFLUENT T CHROMIUM ug/l GRAB JA/AP/JUL/OCT	INFLUENT COPPER ug/l GRAB JA/AP/JUL/OCT	INFLUENT NICKEL ug/l GRAB JA/AP/JUL/OCT	INFLUENT AMMONIA (N) ug/l GRAB JA/AP/JUL/OCT	EFFLUENT 001 AMMONIA (N) ug/l GRAB JA/AP/JUL/OCT	EFFLUENT 001D OIL & GREASE mg/l GRAB JA/AP/JUL/OCT	EFFLUENT 001G OIL & GREASE mg/l GRAB JA/AP/JUL/OCT	EFFLUENT 001H OIL & GREASE mg/l GRAB JA/AP/JUL/OCT
1						< 3		< 3
2								
3								
4								
5								
6								
7								
8						< 3		
9						< 3	< 3	
10								
11								
12								
13								
14								
15	ND(10)	ND(10)	ND(10)			4		
16								
17								
18								
19								
20								
21								
22								
23								
24								
25								
26								
27								
28								
29								
30								
31								
MONTHLY AVG	ND(10)	ND(10)	ND(10)	***	***	< 3	< 3	< 3
MONTHLY HIGH	ND(10)	ND(10)	ND(10)			4	< 3	< 3
MONTHLY LOW	ND(10)	ND(10)	ND(10)			< 3	< 3	< 3
TIMES EXCEEDED	NO LIMIT	NO LIMIT	NO LIMIT	NO LIMIT	6M-MED 3060 = 0 D MAX 12240 = 0 I MAX 30600 = 0	MO AVG 15 = 0 D MAX 20 = 0	MO AVG 15 = 0 D MAX 20 = 0	MO AVG 15 = 0 D MAX 20 = 0

REMARKS: \* NUMBER OF SAMPLES TAKEN DURING THE DAY.  
\*\* FLOW-WEIGHTED AVERAGE RESULT REPORTED.  
\*\*\* AMMONIA SAMPLED, ANALYZED AND REPORTED IN AUGUST

PRINCIPAL EXECUTIVE OFFICER  
  
GREGORY M. RUEGER

SIGNATURE OF AUTHORIZED AGENT  
*Drew Squires*  
DATE  
10/20/2003

CALIFORNIA REGIONAL WATER QUALITY  
CONTROL BOARD  
CENTRAL COAST REGION  
91 HIGUERA  
SAN LUIS OBISPO, CA 93401

DISCHARGE SELF MONITORING REPORT

PACIFIC GAS AND ELECTRIC CO.  
DIABLO CANYON NUCLEAR POWER PLANT  
PO BOX 56  
AVILA BEACH, CALIF 93424

PAGE: (Q) 2

FACILITY I.D. 3 402003001		YEAR / MO / DAY BEGINNING 03 / 07 / 01		YEAR / MO / DAY ENDING 03 / 07 / 31		STATE CODE 06		NPDES PERMIT # CA0003751	
STATION ANALYSIS UNITS SMPL TYPE FREQ.	EFFLUENT 001I OIL & GREASE mg/l GRAB JA/AP/JUL/OCT	EFFLUENT 001J OIL & GREASE mg/l GRAB JA/AP/JUL/OCT	EFFLUENT 001K OIL & GREASE mg/l GRAB JA/AP/JUL/OCT	EFFLUENT 001L OIL & GREASE mg/l GRAB JA/AP/JUL/OCT	EFFLUENT 001M OIL & GREASE mg/l GRAB JA/AP/JUL/OCT	EFFLUENT 001P OIL & GREASE mg/l GRAB JA/AP/JUL/OCT	EFFLUENT 002 OIL & GREASE mg/l GRAB JA/AP/JUL/OCT	EFFLUENT 003 OIL & GREASE mg/l GRAB JA/AP/JUL/OCT	
1									
2									
3				2	< 3		< 3		
4									
5									
6									
7									
8							2	< 3	
9								< 3	
10									
11									
12									
13									
14									
15									
16									
17									
18									
19									
20									
21									
22									
23									
24									
25									
26									
27									
28									
29									
30									
31									
MONTHLY AVG	NO	NO	NO	< 3	NO	< 3	< 3	< 3	
MONTHLY HIGH	DISCHARGE	DISCHARGE	DISCHARGE	< 3	DISCHARGE	< 3	< 3	< 3	
MONTHLY LOW				< 3		< 3	< 3	< 3	
TIMES EXCEEDED	MO AVG 15 = 0	MO AVG 15 = 0	MO AVG 15 = 0	MO AVG 15 = 0	MO AVG 15 = 0	MO AVG 15 = 0	MO AVG 15 = 0	MO AVG 15 = 0	
TIMES EXCEEDED	D MAX 20 = 0	D MAX 20 = 0	D MAX 20 = 0	D MAX 20 = 0	D MAX 20 = 0	D MAX 20 = 0	D MAX 20 = 0	D MAX 20 = 0	
TIMES EXCEEDED									

REMARKS: \* NUMBER OF SAMPLES TAKEN DURING THE DAY.

PRINCIPAL EXECUTIVE OFFICER
GREGORY M. RUEGER

SIGNATURE OF AUTHORIZED AGENT	DATE
<i>DAF Drew Squires</i>	10/20/2003

CALIFORNIA REGIONAL WATER QUALITY  
CONTROL BOARD  
CENTRAL COAST REGION  
91 HIGUERA  
SAN LUIS OBISPO CA 93401

DISCHARGE SELF MONITORING REPORT


PACIFIC GAS AND ELECTRIC CO.  
DIABLO CANYON NUCLEAR POWER PLANT  
PO BOX 56  
AVILA BEACH, CALIF 93424

PAGE: (Q) 3

FACILITY I.D. 3402003001	YEAR / MO / DAY BEGINNING 03 / 07 / 01		YEAR / MO / DAY ENDING 03 / 07 / 31		STATE CODE 06	NPDES PERMIT # CA0003751
STATION ANALYSIS UNITS SMPL TYPE FREQ.	EFFLUENT 004 OIL & GREASE mg/l GRAB JA/AP/JUL/OCT	EFFLUENT 001 TOX CONCEN TU GRAB JA/AP/JUL/OCT	EFFLUENT 001D CADMIUM ug/l QTRLY COMP JA/AP/JUL/OCT	EFFLUENT 001H CADMIUM ug/l QTRLY COMP JA/AP/JUL/OCT	EFFLUENT 001L CADMIUM ug/l QTRLY COMP JA/AP/JUL/OCT	EFFLUENT 001F CADMIUM ug/l 1 WEEK COMP JA/AP/JUL/OCT
1			0.2	2	2.0	
2	< 3					
3						
4					2	1.0
5						1.2
6						
7						
8						
9		0.00				
10						
11						
12						
13						
14						
15						
16						
17						
18						
19						
20						
21						
22						
23						
24						
25						
26						
27						
28						
29						
30						
31						
MONTHLY AVG	< 3	0.00	0.2	2.0	1.0	1.2
MONTHLY HIGH	< 3	0.00	0.2	2.4	1.1	1.2
MONTHLY LOW	< 3	0.00	0.2	1.6	0.9	1.2
TIMES EXCEEDED	MO AVG 15 = 0	NO LIMIT	NO LIMIT	NO LIMIT	NO LIMIT	
TIMES EXCEEDED	D MAX 20 = 0					
TIMES EXCEEDED	6M-MED 0.26=0					

REMARKS: \* NUMBER OF SAMPLES TAKEN DURING THE DAY.

PRINCIPAL EXECUTIVE OFFICER
GREGORY M. RUEGER

SIGNATURE OF AUTHORIZED AGENT	DATE
 Drew Squyres	10/20/2003



CALIFORNIA REGIONAL WATER QUALITY  
CONTROL BOARD  
CENTRAL COAST REGION  
81 HIGUERA  
SAN LUIS OBISPO, CA 93401

DISCHARGE SELF MONITORING REPORT

PACIFIC GAS AND ELECTRIC CO.  
DIABLO CANYON NUCLEAR POWER PLANT  
PO BOX 56  
AVILA BEACH, CALIF 93424

PAGE: (Q) 4

FACILITY I.D. 3 402003001	YEAR / MO / DAY BEGINNING 03 / 07 / 01		YEAR / MO / DAY ENDING 03 / 07 / 31		STATE CODE 06	NPDES PERMIT # CA0003751		
STATION ANALYSIS UNITS SAMPL TYPE FREQ.	EFFLUENT 001D CHROMIUM ug/l QTRLY COMP JA/AP/JUL/OCT	EFFLUENT 001H T CHROMIUM ug/l QTRLY COMP JA/AP/JUL/OCT	EFFLUENT 001L T CHROMIUM ug/l QTRLY COMP JA/AP/JUL/OCT	EFFLUENT 001F T CHROMIUM ug/l 1 WEEK COMP JA/AP/JUL/OCT	EFFLUENT 001D COPPER ug/l QTRLY COMP JA/AP/JUL/OCT	EFFLUENT 001H COPPER ug/l QTRLY COMP JA/AP/JUL/OCT	EFFLUENT 001L COPPER ug/l QTRLY COMP JA/AP/JUL/OCT	EFFLUENT 001F COPPER ug/l 1 WEEK COMP JA/AP/JUL/OCT
1	2	11			ND(5)	73		
2								
3								
4			2	2	11		2	6
5								5
6								
7								
8								
9								
10								
11								
12								
13								
14								
15								
16								
17								
18								
19								
20								
21								
22								
23								
24								
25								
26								
27								
28								
29								
30								
31								
MONTHLY AVG	2	11	2	11	ND(5)	73	6	5
MONTHLY HIGH	2	13	2	11	ND(5)	99	11	5
MONTHLY LOW	2	8	2	11	ND(5)	47	ND(5)	5
TIMES EXCEEDED	NO LIMIT	NO LIMIT	NO LIMIT	NO LIMIT	NO LIMIT	NO LIMIT	NO LIMIT	NO LIMIT
TIMES EXCEEDED								
TIMES EXCEEDED								

REMARKS: • NUMBER OF SAMPLES TAKEN DURING THE DAY.

PRINCIPAL EXECUTIVE OFFICER
GREGORY M. RUEGER

SIGNATURE OF AUTHORIZED AGENT	DATE
<i>AS Drew Squires</i>	10/20/2003

CALIFORNIA REGIONAL WATER QUALITY  
CONTROL BOARD  
CENTRAL COAST REGION  
31 HIGUERA  
SAN LUIS OBISPO, CA 93401

DISCHARGE SELF MONITORING REPORT

PACIFIC GAS AND ELECTRIC CO.  
DIABLO CANYON NUCLEAR POWER PLANT  
PO BOX 56  
AVILA BEACH, CALIF 93424

PAGE: (Q) 5

FACILITY I.D. 3 402003001		YEAR / MO / DAY BEGINNING 03 / 07 / 01		YEAR / MO / DAY ENDING 03 / 07 / 31		STATE CODE 06		NPDES PERMIT # CA0003751	
STATION ANALYSIS UNITS SMPL TYPE FREQ	EFFLUENT 001D LEAD ug/l QTRLY COMP JA/AP/JUL/OCT	EFFLUENT 001H LEAD ug/l QTRLY COMP JA/AP/JUL/OCT	EFFLUENT 001L LEAD ug/l QTRLY COMP JA/AP/JUL/OCT	EFFLUENT 001F LEAD ug/l 1 WEEK COMP JA/AP/JUL/OCT	EFFLUENT 001D MERCURY ug/l QTRLY COMP JA/AP/JUL/OCT	EFFLUENT 001H MERCURY ug/l QTRLY COMP JA/AP/JUL/OCT	EFFLUENT 001L MERCURY ug/l QTRLY COMP JA/AP/JUL/OCT	EFFLUENT 001F MERCURY ug/l 1 WEEK COMP JA/AP/JUL/OCT	
1	1.2	2	9.3		0.1	2	ND(0.1)		
2									
3									
4			2	5.9	3.9		2	ND(0.1)	
5								0.1	
6									
7									
8									
9									
10									
11									
12									
13									
14									
15									
16									
17									
18									
19									
20									
21									
22									
23									
24									
25									
26									
27									
28									
29									
30									
31									
MONTHLY AVG	1.2	9.3	5.9	3.9	0.1	ND(0.1)	ND(0.1)	0.1	
MONTHLY HIGH	1.2	9.6	6.7	3.9	0.1	ND(0.1)	ND(0.1)	0.1	
MONTHLY LOW	1.2	9.0	5.1	3.9	0.1	ND(0.1)	ND(0.1)	0.1	
TIMES EXCEEDED	NO LIMIT	NO LIMIT	NO LIMIT	NO LIMIT	NO LIMIT	NO LIMIT	NO LIMIT	NO LIMIT	
TIMES EXCEEDED									
TIMES EXCEEDED									

REMARKS: • NUMBER OF SAMPLES TAKEN DURING THE DAY.

PRINCIPAL EXECUTIVE OFFICER
GREGORY M. RUEGER

SIGNATURE OF AUTHORIZED AGENT	DATE
<i>Drew Squires</i>	10/20/2003

CALIFORNIA REGIONAL WATER QUALITY  
CONTROL BOARD  
CENTRAL COAST REGION  
81 HIGUERA  
SAN LUIS OBISPO, CA 93401

DISCHARGE SELF MONITORING REPORT

PACIFIC GAS AND ELECTRIC CO.  
DIABLO CANYON NUCLEAR POWER PLANT  
PO BOX 56  
AVILA BEACH, CALIF 93424

PAGE: (Q) 6

FACILITY I.D. 3 402003001	YEAR / MO / DAY BEGINNING 03 / 07 / 01		YEAR / MO / DAY ENDING 03 / 07 / 31		STATE CODE 06		NPDES PERMIT # CA0003751	
STATION ANALYSIS UNITS SMPL TYPE FREQ.	EFFLUENT 001D NICKEL ug/l QTRLY COMP JA/AP/JUL/OCT	EFFLUENT 001H NICKEL ug/l QTRLY COMP JA/AP/JUL/OCT	EFFLUENT 001L NICKEL ug/l QTRLY COMP JA/AP/JUL/OCT	EFFLUENT 001F NICKEL ug/l 1 WEEK COMP JA/AP/JUL/OCT	EFFLUENT 001D SILVER ug/l QTRLY COMP JA/AP/JUL/OCT	EFFLUENT 001H SILVER ug/l QTRLY COMP JA/AP/JUL/OCT	EFFLUENT 001L SILVER ug/l QTRLY COMP JA/AP/JUL/OCT	EFFLUENT 001F SILVER ug/l 1 WEEK COMP JA/AP/JUL/OCT
1	6	2	20		ND(1)	2	ND(1)	
2								
3								
4			2	3	12		2	ND(1)
5								
6								
7								
8								
9								
10								
11								
12								
13								
14								
15								
16								
17								
18								
19								
20								
21								
22								
23								
24								
25								
26								
27								
28								
29								
30								
31								
MONTHLY AVG	6	20	3	12	ND(1)	ND(1)	ND(1)	ND(1)
MONTHLY HIGH	6	21	5	12	ND(1)	ND(1)	ND(1)	ND(1)
MONTHLY LOW	6	18	ND(1)	12	ND(1)	ND(1)	ND(1)	ND(1)
TIMES EXCEEDED	NO LIMIT	NO LIMIT	NO LIMIT	NO LIMIT	NO LIMIT	NO LIMIT	NO LIMIT	NO LIMIT
TIMES EXCEEDED								
TIMES EXCEEDED								

REMARKS: \* NUMBER OF SAMPLES TAKEN DURING THE DAY.

PRINCIPAL EXECUTIVE OFFICER
GREGORY M. RUEGER

SIGNATURE OF AUTHORIZED AGENT	DATE
<i>Drew Squires</i>	10/20/2003

CALIFORNIA REGIONAL WATER QUALITY  
CONTROL BOARD  
CENTRAL COAST REGION  
31 HIGUERA  
SAN LUIS OBISPO, CA 93401

DISCHARGE SELF MONITORING REPORT

PACIFIC GAS AND ELECTRIC CO.  
DIABLO CANYON NUCLEAR POWER PLANT  
PO BOX 56  
AVILA BEACH, CALIF 93424

PAGE: (Q) 7

FACILITY I.D. 3 402003001		YEAR / MO / DAY BEGINNING 03 / 07 / 01		YEAR / MO / DAY ENDING 03 / 07 / 31		STATE CODE 06	NPDES PERMIT # CA0003751
STATION ANALYSIS UNITS SAMPL TYPE FREQ.	EFFLUENT 001D ZINC ug/l QTRLY COMP JA/AP/JUL/OCT	EFFLUENT 001H ZINC ug/l QTRLY COMP JA/AP/JUL/OCT	EFFLUENT 001L ZINC ug/l QTRLY COMP JA/AP/JUL/OCT	EFFLUENT 001F ZINC ug/l 1 WEEK COMP JA/AP/JUL/OCT			
1	90	2	20				
2							
3							
4			2	ND(10)	10		
5							
6							
7							
8							
9							
10							
11							
12							
13							
14							
15							
16							
17							
18							
19							
20							
21							
22							
23							
24							
25							
26							
27							
28							
29							
30							
31							
MONTHLY AVG	90	20	ND(10)	10			
MONTHLY HIGH	90	20	ND(10)	10			
MONTHLY LOW	90	10	ND(10)	10			
TIMES EXCEEDED	NO LIMIT	NO LIMIT	NO LIMIT	NO LIMIT			
TIMES EXCEEDED							
TIMES EXCEEDED							

REMARKS: \* NUMBER OF SAMPLES TAKEN DURING THE DAY.

PRINCIPAL EXECUTIVE OFFICER
GREGORY M. RUEGER

SIGNATURE OF AUTHORIZED AGENT	DATE
<i>Drew Squires</i>	10/20/2003

CALIFORNIA REGIONAL WATER QUALITY  
CONTROL BOARD  
CENTRAL COAST REGION  
81 HIGUERA  
SAN LUIS OBISPO CA 93401

DISCHARGE SELF MONITORING REPORT

PACIFIC GAS AND ELECTRIC CO.  
DIABLO CANYON NUCLEAR POWER PLANT  
PO BOX 56  
AVILA BEACH, CALIF 93424

PAGE: (Q) 8

FACILITY I.D. 3 402003001	BEGINNING YEAR / MO / DAY 03 / 07 / 01	ENDING YEAR / MO / DAY 03 / 07 / 31	STATE CODE 06	NPDES PERMIT # CA0003751	
STATION ANALYSIS UNITS SMPL TYPE FREQ.	EFFLUENT 001D COPPER mg/l 24-HR COMP. METAL CLNG	EFFLUENT 001F COPPER mg/l 24-HR COMP. METAL CLNG	EFFLUENT 001I COPPER mg/l 24-HR COMP. METAL CLNG	EFFLUENT 001L COPPER mg/l 24-HR COMP. METAL CLNG	EFFLUENT 001M COPPER mg/l 24-HR COMP. METAL CLNG
1					
2					
3					
4					
5					
6					
7					
8					
9					
10					
11					
12					
13					
14					
15					
16					
17					
18					
19					
20					
21					
22					
23					
24					
25					
26					
27					
28					
29					
30					
31					
MONTHLY AVG MONTHLY HIGH MONTHLY LOW					
TIMES EXCEEDED TIMES EXCEEDED TIMES EXCEEDED	MO AVG 1 = 0 D MAX 1 = 0	MO AVG 1 = 0 D MAX 1 = 0	MO AVG 1 = 0 D MAX 1 = 0	MO AVG 1 = 0 D MAX 1 = 0	MO AVG 1 = 0 D MAX 1 = 0

REMARKS: \* NUMBER OF SAMPLES TAKEN DURING THE DAY.

PRINCIPAL EXECUTIVE OFFICER
GREGORY M. RUEGER

SIGNATURE OF AUTHORIZED AGENT	DATE
<i>Drew Squires</i>	10/20/2003

CALIFORNIA REGIONAL WATER QUALITY  
CONTROL BOARD  
CENTRAL COAST REGION  
31 HIGUERA  
SAN LUIS OBISPO, CA 93401

DISCHARGE SELF MONITORING REPORT

PACIFIC GAS AND ELECTRIC CO.  
DIABLO CANYON NUCLEAR POWER PLANT  
PO BOX 56  
AVILA BEACH, CALIF 93424

PAGE: (Q) 9

FACILITY I.D. 3402003001	BEGINNING YEAR / MO / DAY 03 / 07 / 01	ENDING YEAR / MO / DAY 03 / 07 / 31	STATE CODE 06	NPDES PERMIT # CA0003751	
STATION ANALYSIS UNITS SAMPL TYPE FREQ	EFFLUENT 001D IRON mg/l 24-HR COMP. METAL CLNG	EFFLUENT 001F IRON mg/l 24-HR COMP. METAL CLNG	EFFLUENT 001I IRON mg/l 24-HR COMP. METAL CLNG	EFFLUENT 001L IRON mg/l 24-HR COMP. METAL CLNG	EFFLUENT 001M IRON mg/l 24-HR COMP. METAL CLNG
1					
2					
3					
4					
5					
6					
7					
8					
9					
10					
11					
12					
13					
14					
15					
16					
17					
18					
19					
20					
21					
22					
23					
24					
25					
26					
27					
28					
29					
30					
31					
MONTHLY AVG MONTHLY HIGH MONTHLY LOW					
TIMES EXCEEDED TIMES EXCEEDED TIMES EXCEEDED	MO AVG 1 = 0 D MAX 1 = 0	MO AVG 1 = 0 D MAX 1 = 0	MO AVG 1 = 0 D MAX 1 = 0	MO AVG 1 = 0 D MAX 1 = 0	MO AVG 1 = 0 D MAX 1 = 0

REMARKS: \* NUMBER OF SAMPLES TAKEN DURING THE DAY.

PRINCIPAL EXECUTIVE OFFICER
GREGORY M. RUEGER

SIGNATURE OF AUTHORIZED AGENT	DATE
<i>JD Drew Squires</i>	10/20/2003

CALIFORNIA REGIONAL WATER QUALITY  
CONTROL BOARD  
CENTRAL COAST REGION  
31 HIGUERA  
SAN LUIS OBISPO, CA 93401

DISCHARGE SELF MONITORING REPORT

PACIFIC GAS AND ELECTRIC CO.  
DIABLO CANYON NUCLEAR POWER PLANT  
PO BOX 56  
AVILA BEACH, CALIF 93424

PAGE: (A) 1

FACILITY I.D. 3 402003001	YEAR / MO / DAY BEGINNING 03 / 07 / 01		YEAR / MO / DAY ENDING 03 / 07 / 31		STATE CODE 06	NPDES PERMIT # CA0003751		
STATION ANALYSIS UNITS SMPL TYPE FREQ.	EFFLUENT 001 TITANIUM ug/l GRAB OCTOBER	INFLUENT ARSENIC ug/l GRAB OCTOBER	EFFLUENT ARSENIC ug/l GRAB OCTOBER	INFLUENT CADMIUM ug/l GRAB OCTOBER	EFFLUENT 001 CADMIUM ug/l GRAB OCTOBER	INFLUENT LEAD ug/l GRAB OCTOBER	EFFLUENT 001 LEAD ug/l GRAB OCTOBER	INFLUENT ZINC ug/l GRAB OCTOBER
1								
2								
3								
4								
5								
6								
7								
8								
9								
10								
11								
12								
13								
14								
15								ND(10)
16								
17								
18								
19								
20								
21								
22								
23								
24								
25								
26								
27								
28								
29								
30								
31								
MONTHLY AVG								ND(10)
MONTHLY HIGH								ND(10)
MONTHLY LOW								ND(10)
TIMES EXCEEDED	NO LIMIT	NO LIMIT	6M-MED 30 = 0	NO LIMIT	6M-MED 10 = 0	NO LIMIT	6M-MED 10 = 0	NO LIMIT
TIMES EXCEEDED			D MAX 150 = 0		D MAX 20 = 0		D MAX 40 = 0	
TIMES EXCEEDED			I MAX 400 = 0		I MAX 50 = 0		I MAX 100 = 0	

REMARKS: \* NUMBER OF SAMPLES TAKEN DURING THE DAY.  
\*\* INFLUENT ANALYSIS PERFORMED FOR COMPARISON TO EFFLUENTS.

PRINCIPAL EXECUTIVE OFFICER
GREGORY M. RUEGER

SIGNATURE OF AUTHORIZED AGENT	DATE
<i>Drew Squires</i>	10/20/2003

CALIFORNIA REGIONAL WATER QUALITY  
CONTROL BOARD  
CENTRAL COAST REGION  
81 HIGUERA  
SAN LUIS OBISPO, CA 93401

DISCHARGE SELF MONITORING REPORT

PACIFIC GAS AND ELECTRIC CO.  
DIABLO CANYON NUCLEAR POWER PLANT  
PO BOX 56  
AVILA BEACH, CALIF 93424

PAGE: (A) 2

FACILITY I.D. 3 402003001		YEAR / MO / DAY BEGINNING 03 / 07 / 01		YEAR / MO / DAY ENDING 03 / 07 / 31		STATE CODE 06		NPDES PERMIT # CA0003751	
STATION ANALYSIS UNITS SMPL TYPE FREQ.	INFLUENT MERCURY ug/l GRAB OCTOBER	EFFLUENT 001 MERCURY ug/l GRAB OCTOBER	INFLUENT SILVER ug/l GRAB OCTOBER	EFFLUENT 001 SILVER ug/l GRAB OCTOBER	INFLUENT CYANIDE ug/l GRAB OCTOBER	EFFLUENT 001 CYANIDE ug/l GRAB OCTOBER	INFLUENT PHENOLIC CMP ug/l (NONCL) GRAB OCTOBER	EFFLUENT 001 PHENOLIC CMP ug/l (NONCL) GRAB OCTOBER	
1									
2									
3									
4									
5									
6									
7									
8									
9									
10									
11									
12									
13									
14									
15									
16									
17									
18									
19									
20									
21									
22									
23									
24									
25									
26									
27									
28									
29									
30									
31									
MONTHLY AVG									
MONTHLY HIGH									
MONTHLY LOW									
TIMES EXCEEDED	NO LIMIT	6M-MED 0.2=0	NO LIMIT	6M-MED 2.9=0	NO LIMIT	6M-MED 30=0	NO LIMIT	6M-MED 150=0	
TIMES EXCEEDED		DMAX 0.8 = 0		DMAX 13.6=0		DMAX 100=0		DMAX 610= 0	
TIMES EXCEEDED		IMAX 2 = 0		IMAX 35= 0		IMAX 260=0		IMAX 1530=0	

REMARKS: \* NUMBER OF SAMPLES TAKEN DURING THE DAY.

PRINCIPAL EXECUTIVE OFFICER
GREGORY M. RUEGER

SIGNATURE OF AUTHORIZED AGENT	DATE
<i>DAF Drew Squires</i>	10/20/2003



CALIFORNIA REGIONAL WATER QUALITY  
CONTROL BOARD  
CENTRAL COAST REGION  
31 HIGUERA  
SAN LUIS OBISPO, CA 93401

DISCHARGE SELF MONITORING REPORT

PACIFIC GAS AND ELECTRIC CO.  
DIABLO CANYON NUCLEAR POWER PLANT  
PO BOX 56  
AVILA BEACH, CALIF 93424

PAGE: (A) 3

FACILITY I.D. 3 402003001		YEAR / MO / DAY BEGINNING 03 / 07 / 01		YEAR / MO / DAY ENDING 03 / 07 / 31		STATE CODE 06		NPDES PERMIT # CA0003751	
STATION ANALYSIS UNITS SMPL TYPE FREQ.	INFLUENT CHLOR PHENOL ug/l GRAB OCTOBER	EFFLUENT 001 CHLOR PHENOL ug/l GRAB OCTOBER	EFFLUENT 001D LITHIUM mg/l GRAB OCTOBER	EFFLUENT 001D BORON mg/l GRAB OCTOBER	EFFLUENT 001D HYDRAZINE mg/l GRAB OCTOBER	EFFLUENT 005 OIL & GREASE mg/l GRAB OCTOBER	EFFLUENT 008 OIL & GREASE mg/l GRAB OCTOBER		
1									
2									
3									
4									
5									
6									
7									
8									
9									
10									
11									
12									
13									
14									
15									
16									
17									
18									
19									
20									
21									
22									
23									
24									
25									
26									
27									
28									
29									
30									
31									
MONTHLY AVG									
MONTHLY HIGH									
MONTHLY LOW									
TIMES EXCEEDED	NO LIMIT	6M-MED 10=0	NO LIMIT	NO LIMIT	NO LIMIT	MO AVG 15=0	MO AVG 15=0		
TIMES EXCEEDED		DMAX 20=0				DMAX 20=0	DMAX 20=0		
TIMES EXCEEDED		IMAX 50=0							

REMARKS: \* NUMBER OF SAMPLES TAKEN DURING THE DAY.

PRINCIPAL EXECUTIVE OFFICER
GREGORY M. RUEGER

SIGNATURE OF AUTHORIZED AGENT	DATE
<i>Drew Squires</i>	10/20/2003

CALIFORNIA REGIONAL WATER QUALITY  
CONTROL BOARD  
CENTRAL COAST REGION  
81 HIGUERA  
SAN LUIS OBISPO, CA 93401

DISCHARGE SELF MONITORING REPORT

PACIFIC GAS AND ELECTRIC CO.  
DIABLO CANYON NUCLEAR POWER PLANT  
PO BOX 56  
AVILA BEACH, CALIF 93424

PAGE: (A) 4

FACILITY I.D. 3 402003001	YEAR / MO / DAY BEGINNING 03 / 07 / 01		YEAR / MO / DAY ENDING 03 / 07 / 31		STATE CODE 06	NPDES PERMIT # CA0003751	
STATION ANALYSIS UNITS SAMPL TYPE FREQ.	EFFLUENT 009 OIL & GREASE mg/l GRAB OCTOBER	EFFLUENT 013 OIL & GREASE mg/l GRAB OCTOBER	EFFLUENT 015 OIL & GREASE mg/l GRAB OCTOBER	EFFLUENT 016 OIL & GREASE mg/l GRAB OCTOBER	EFFLUENT 017 OIL & GREASE mg/l GRAB OCTOBER	INFLUENT PCB'S ug/l GRAB OCTOBER	EFFLUENT 001 PCB'S ug/l GRAB OCTOBER
1							
2							
3							
4							
5							
6							
7							
8							
9							
10							
11							
12							
13							
14							
15							
16							
17							
18							
19							
20							
21							
22							
23							
24							
25							
26							
27							
28							
29							
30							
31							
MONTHLY AVG MONTHLY HIGH MONTHLY LOW							
TIMES EXCEEDED TIMES EXCEEDED TIMES EXCEEDED	MO AVG 15=0 DMAX 20=0	MO AVG 15=0 DMAX 20=0	MO AVG 15=0 DMAX 20=0	MO AVG 15=0 DMAX 20=0	MO AVG 15=0 DMAX 20=0	NO LIMIT	NO LIMIT

REMARKS: \* NUMBER OF SAMPLES TAKEN DURING THE DAY.

PRINCIPAL EXECUTIVE OFFICER
GREGORY M. RUEGER

SIGNATURE OF AUTHORIZED AGENT	DATE
<i>Drew Squires</i>	10/20/2003

CALIFORNIA REGIONAL WATER QUALITY  
CONTROL BOARD  
CENTRAL COAST REGION  
81 HIGUERA  
SAN LUIS OBISPO, CA 93401

DISCHARGE SELF MONITORING REPORT

PACIFIC GAS AND ELECTRIC CO.  
DIABLO CANYON NUCLEAR POWER PLANT  
PO BOX 56  
AVILA BEACH, CALIF 93424

PAGE: (A) 5

FACILITY I.D. 3 402003001	YEAR / MO / DAY BEGINNING 03 / 07 / 01		YEAR / MO / DAY ENDING 03 / 07 / 31		STATE CODE 06	NPDES PERMIT # CA0003751		
STATION ANALYSIS UNITS SAMPL TYPE FREQ.	EFFLUENT 001N SLUDGE MOISTURE % GRAB OCTOBER	EFFLUENT 001N SLUDGE TOT KJLDL N mg/kg GRAB OCTOBER	EFFLUENT 001N SLUDGE AMMONIA (N) mg/kg GRAB OCTOBER	EFFLUENT 001N SLUDGE NITRATE (N) mg/kg GRAB OCTOBER	EFFLUENT 001N SLUDGE TOT PHOSPHS mg/kg GRAB OCTOBER	EFFLUENT 001N SLUDGE pH pH units GRAB OCTOBER	EFFLUENT 001N SLUDGE OIL & GREASE mg/kg GRAB OCTOBER	EFFLUENT 001N SLUDGE BORON mg/kg GRAB OCTOBER
1								
2								
3								
4								
5								
6								
7								
8								
9								
10								
11								
12								
13								
14								
15								
16								
17								
18								
19								
20								
21								
22								
23								
24								
25								
26								
27								
28								
29								
30								
31								
MONTHLY AVG								
MONTHLY HIGH								
MONTHLY LOW								
TIMES EXCEEDED	NO LIMIT	NO LIMIT	NO LIMIT	NO LIMIT	NO LIMIT	NO LIMIT	NO LIMIT	NO LIMIT
TIMES EXCEEDED								
TIMES EXCEEDED								

REMARKS: \* NUMBER OF SAMPLES TAKEN DURING THE DAY.

PRINCIPAL EXECUTIVE OFFICER
GREGORY M. RUEGER

SIGNATURE OF AUTHORIZED AGENT	DATE
<i>DAF</i> Drew Squyres	10/20/2003

CALIFORNIA REGIONAL WATER QUALITY  
CONTROL BOARD  
CENTRAL COAST REGION  
81 HIGUERA  
SAN LUIS OBISPO, CA 93401

DISCHARGE SELF MONITORING REPORT

PACIFIC GAS AND ELECTRIC CO.  
DIABLO CANYON NUCLEAR POWER PLANT  
PO BOX 56  
AVILA BEACH, CALIF 93424

PAGE: (A) 6

FACILITY I.D. 3402003001	YEAR / MO / DAY BEGINNING 03 / 07 / 01		YEAR / MO / DAY ENDING 03 / 07 / 31		STATE CODE 06	NPDES PERMIT # CA0003751		
STATION ANALYSIS UNITS SMPL TYPE FREQ.	EFFLUENT 001N SLUDGE CADMIUM mg/kg GRAB OCTOBER	EFFLUENT 001N SLUDGE COPPER mg/kg GRAB OCTOBER	EFFLUENT 001N SLUDGE CHROMIUM mg/kg GRAB OCTOBER	EFFLUENT 001N SLUDGE LEAD mg/kg GRAB OCTOBER	EFFLUENT 001N SLUDGE NICKEL mg/kg GRAB OCTOBER	EFFLUENT 001N SLUDGE MERCURY mg/kg GRAB OCTOBER	EFFLUENT 001N SLUDGE ZINC mg/kg GRAB OCTOBER	EFFLUENT 001N SLUDGE VOLUME tons OCTOBER
1								
2								
3								
4								
5								
6								
7								
8								
9								
10								
11								
12								
13								
14								
15								
16								
17								
18								
19								
20								
21								
22								
23								
24								
25								
26								
27								
28								
29								
30								
31								
MONTHLY AVG								
MONTHLY HIGH								
MONTHLY LOW								
TIMES EXCEEDED	10xSTLC=0	10xSTLC=0	10xSTLC=0	10xSTLC=0	10xSTLC=0	10xSTLC=0	10xSTLC=0	
TIMES EXCEEDED	10 mg/kg=0	250 mg/kg=0	50 mg/kg=0	50 mg/kg=0	200 mg/kg=0	2 mg/kg=0	2500 mg/kg=0	
TIMES EXCEEDED	TTLC>100=0	TTLC>2500=0	TTLC>500=0	TTLC>1000=0	TTLC>2000=0	TTLC>20=0	TTLC>5000=0	

REMARKS: \* NUMBER OF SAMPLES TAKEN DURING THE DAY.

PRINCIPAL EXECUTIVE OFFICER
GREGORY M. RUEGER

SIGNATURE OF AUTHORIZED AGENT	DATE
<i>Drew Squires</i>	10/20/2003

**APPENDIX 3**  
**DIABLO CANYON POWER PLANT**

**Influent and Effluent Monitoring**

**August 2003**

CALIFORNIA REGIONAL WATER QUALITY  
CONTROL BOARD  
CENTRAL COAST REGION  
81 HIGUERA  
SAN LUIS OBISPO CA 93401

DISCHARGE SELF MONITORING REPORT

PACIFIC GAS AND ELECTRIC CO.  
DIABLO CANYON NUCLEAR POWER PLANT  
PO BOX 56  
AVILA BEACH, CALIF 93424

PAGE: (M) 1

FACILITY I.D. 3 402003001		YEAR / MO / DAY BEGINNING 03 / 08 / 01		YEAR / MO / DAY ENDING 03 / 08 / 31		STATE CODE 06		NPDES PERMIT # CA0003751	
STATION ANALYSIS UNITS SMPL TYPE FREQ.	INFLUENT TEMPERATURE DEGREES F METERED CONTINUOUS	EFFLUENT 001 TEMPERATURE DEGREES F METERED CONTINUOUS	DELTA TEMP TEMPERATURE DEGREES F METERED CONTINUOUS	EFFLUENT 001 FLOW MGD RECORDED DAILY	INFLUENT pH pH UNITS GRAB MONTHLY	EFFLUENT 001 pH pH UNITS GRAB MONTHLY (")	EFFLUENT 001P pH pH UNITS GRAB MONTHLY	EFFLUENT 002 pH pH UNITS GRAB MONTHLY	
	*	*	*	*	*	*	*	*	
1	57.7	77.3	19.6	2486					
2	56.9	76.8	19.9	2486					
3	55.7	75.1	19.4	2486					
4	54.9	74.4	19.5	2486					
5	54.9	74.4	19.5	2486					
6	53.7	73.1	19.4	2486					
7	53.2	72.6	19.4	2486					
8	52.9	72.4	19.5	2486					
9	53.4	72.7	19.3	2486					
10	52.9	72.4	19.5	2486					
11	52.0	71.4	19.4	2486					
12	51.4	70.7	19.3	2486					
13	51.8	71.3	19.5	2486			2	7.8	
14	51.0	70.6	19.6	2486				2	
15	50.5	70.0	19.5	2486				8.0	
16	50.9	70.5	19.6	2486					
17	50.3	70.0	19.7	2486					
18	50.3	70.0	19.7	2486					
19	51.3	70.7	19.4	2486	7.9	7.9			
20	51.5	71.0	19.5	2486					
21	52.2	72.1	19.9	2486					
22	52.7	72.3	19.6	2486					
23	51.8	71.4	19.6	2486					
24	52.5	71.9	19.4	2486					
25	54.0	73.8	19.8	2486					
26	53.5	72.8	19.3	2486					
27	52.3	71.5	19.2	2486					
28	51.6	70.8	19.2	2486					
29	51.1	70.5	19.4	2486					
30	50.7	70.0	19.3	2486					
31	51	70.3	19.1	2486					
MONTHLY AVG	52.6	72.1	19.5	2486	7.9	7.9	7.8	8.0	
MONTHLY HIGH	57.7	77.3	19.9	2486	7.9	7.9	7.8	8.0	
MONTHLY LOW	50.3	70.0	19.1	2486	7.9	7.9	7.8	8.0	
TIMES EXCEEDED	NO LIMIT	NO LIMIT	MAX 22 = 0	MAX 2760 = 0	NO LIMIT	NO LIMIT	NO LIMIT	NO LIMIT	
TIMES EXCEEDED			(")						
TIMES EXCEEDED									

REMARKS: \* NUMBER OF SAMPLES TAKEN DURING THE DAY.  
\*\* EXCEPT DURING DEMUSSELING.  
\*\*\* DAILY WHEN DISCHARGING CHEMICAL CLEANING WASTES FROM DISCHARGES 001D, F, I, L, AND/OR M.

PRINCIPAL EXECUTIVE OFFICER
GREGORY M. RUEGER

SIGNATURE OF AUTHORIZED AGENT	DATE
<i>Drew Squires</i>	10/20/2003

CALIFORNIA REGIONAL WATER QUALITY  
CONTROL BOARD  
CENTRAL COAST REGION  
91 HIGUERA  
SAN LUIS OBISPO, CA 93401

DISCHARGE SELF MONITORING REPORT

PACIFIC GAS AND ELECTRIC CO.  
DIABLO CANYON NUCLEAR POWER PLANT  
PO BOX 56  
AVILA BEACH, CALIF 93424

PAGE: (M) 2

FACILITY I.D. 3 402003001	YEAR / MO / DAY BEGINNING 03 / 08 / 01		YEAR / MO / DAY ENDING 03 / 08 / 31		STATE CODE 06		NPDES PERMIT # CA0003751		
STATION ANALYSIS UNITS SMPL TYPE FREQ.	EFFLUENT 003 pH pH UNITS GRAB MONTHLY	EFFLUENT 004 pH pH UNITS GRAB MONTHLY	EFFLUENT 001N OIL & GREASE mg/l COMPOSITE WEEKLY	EFFLUENT 001P OIL & GREASE mg/l GRAB WEEKLY (*)	EFFLUENT 003 OIL & GREASE mg/l GRAB WEEKLY (**)	EFFLUENT 001F OIL & GREASE mg/l GRAB MONTHLY	EFFLUENT 001 T CHLOR RES ug/l GRAB 2 per CYCLE	EFFLUENT 001 CHLORINE USED lbs/day RECORDED MONTHLY	
1			3	ND(5)			12	35	670
2							12	35	691
3							12	35	691
4							12	32	691
5							12	32	691
6			3	ND(5)			12	32	677
7							12	43	662
8							11	57	533
9							12	39	605
10							12	43	605
11							12	36	605
12							12	62	605
13		8.0					12	39	598
14	7.9		3	ND(5)		< 3	12	47	590
15							12	52	590
16							12	52	590
17							12	52	590
18							12	52	576
19			3	ND(5)			12	52	562
20							12	39	559
21							12	36	569
22							12	39	593
23							12	43	619
24							12	43	619
25							12	23	619
26							12	14	686
27							12	30	768
28			3	ND(5)			12	43	792
29							12	47	775
30							12	47	720
31							12	43	720
MONTHLY AVG	7.9	8.0	ND(5)	NO	NO	< 3	41	641	
MONTHLY HIGH	7.9	8.0	ND(5)	DISCHARGE	DISCHARGE	< 3	62	792	
MONTHLY LOW	7.9	8.0	ND(5)			< 3	14	533	
TIMES EXCEEDED	NO LIMIT	NO LIMIT	MO AVG 15 = 0 D MAX 20 = 0	MO AVG 15 = 0 D MAX 20 = 0	MO AVG 15 = 0 D MAX 20 = 0	MO AVG 15 = 0 D MAX 20 = 0	I MAX 200 = 0	NO LIMIT	

REMARKS: \* NUMBER OF SAMPLES TAKEN DURING THE DAY.  
\*\* WHEN 001N IS DISCHARGING TO 001P.  
\*\*\* WHEN 001P IS DISCHARGING TO 003.

PRINCIPAL EXECUTIVE OFFICER
GREGORY M. RUEGER

SIGNATURE OF AUTHORIZED AGENT	DATE
<i>Drew Squires</i>	10/20/2003

CALIFORNIA REGIONAL WATER QUALITY  
CONTROL BOARD  
CENTRAL COAST REGION  
81 HIGUERA  
SAN LUIS OBISPO, CA 93401

DISCHARGE SELF MONITORING REPORT

PACIFIC GAS AND ELECTRIC CO.  
DIABLO CANYON NUCLEAR POWER PLANT  
PO BOX 56  
AVILA BEACH, CALIF 93424

PAGE: (M) 3

FACILITY I.D. 3 402003001		YEAR / MO / DAY BEGINNING 03 / 08 / 01		YEAR / MO / DAY ENDING 03 / 08 / 31		STATE CODE 06		NPDES PERMIT # CA0003751	
STATION ANALYSIS UNITS SMPL TYPE FREQ.	EFF 001N=>003 TOTL COLIFORM MPN/100ml GRAB 4 TIMES/WEEK	EFF 001N=>003 FECAL COLIFORM MPN/100ml _GRAB 4 TIMES/WEEK	EFFLUENT 001D SUSPENDED SOLIDS mg/1 1st FLTR mg/1 2nd FLTR GRAB MONTHLY			EFFLUENT 001F SUSPENDED SOLIDS mg/1 1st FLTR mg/1 2nd FLTR GRAB MONTHLY			
			mg/1 1st FLTR	mg/1 2nd FLTR	mg/1 NET	mg/1 1st FLTR	mg/1 2nd FLTR	mg/1 NET	
1									
2									
3									
4			< 1		ND(5)				
5			1		ND(5)				
6									
7			2 14		2 14				
8									
9									
10									
11									
12									
13			2 51		2 51				
14			2 9	2 < 1	2 9	2 6	2 3	2 ND(5)	
15									
16									
17									
18									
19									
20									
21			6		6				
22									
23									
24									
25									
26									
27									
28									
29									
30									
31									
MONTHLY AVG	NO	NO			10			ND(5)	
MONTHLY HIGH	DISCHARGE	DISCHARGE			51			ND(5)	
MONTHLY LOW					ND(5)			ND(5)	
TIMES EXCEEDED	80% SMPLS>1K	MEAN>200 =	NO LIMIT	NO LIMIT	MO AVG 30 = 0	NO LIMIT	NO LIMIT	MO AVG 30 = 0	
TIMES EXCEEDED		90 % SMPLS>400			D MAX 100 = 0			D MAX 100 = 0	
TIMES EXCEEDED	1 MAX >10K								

REMARKS: \* NUMBER OF SAMPLES TAKEN DURING THE DAY.  
\*\* FLOW-WEIGHTED AVERAGES REPORTED.

PRINCIPAL EXECUTIVE OFFICER  
  
GREGORY M. RUEGER

SIGNATURE OF AUTHORIZED AGENT	DATE
<i>Drew Squires</i>	10/20/2003



CALIFORNIA REGIONAL WATER QUALITY  
CONTROL BOARD  
CENTRAL COAST REGION  
81 HIGUERA  
SAN LUIS OBISPO CA 93401

DISCHARGE SELF MONITORING REPORT

PACIFIC GAS AND ELECTRIC CO.  
DIABLO CANYON NUCLEAR POWER PLANT  
PO BOX 56  
AVILA BEACH, CALIF 93424

PAGE: (M) 4

FACILITY I.D. 3 402003001		YEAR / MO / DAY BEGINNING 03 / 08 / 01		YEAR / MO / DAY ENDING 03 / 08 / 31		STATE CODE 06		NPDES PERMIT # CA0003751	
STATION ANALYSIS UNITS SMPL TYPE FREQ.	EFFLUENT 001G SUSPENDED SOLIDS			EFFLUENT 001H SUSPENDED SOLIDS					
	mg/1 1st FLTR	mg/1 2nd FLTR _GRAB MONTHLY	mg/1 NET	mg/1 1st FLTR	mg/1 2nd FLTR GRAB MONTHLY	mg/1 NET			
1									
2				2			ND(5)		
3									
4									
5									
6									
7									
8									
9									
10									
11									
12									
13	< 1	< 1	ND(5)						
14									
15									
16									
17									
18									
19									
20									
21									
22									
23									
24									
25									
26									
27									
28									
29									
30									
31									
MONTHLY AVG	ND(5)			ND(5)			ND(5)		
MONTHLY HIGH	ND(5)			ND(5)			ND(5)		
MONTHLY LOW	ND(5)			ND(5)			ND(5)		
TIMES EXCEEDED	NO LIMIT	NO LIMIT	MO AVG 30=0 D MAX 100 = 0	NO LIMIT	NO LIMIT	MO AVG 30=0 D MAX 100 = 0			

REMARKS: • NUMBER OF SAMPLES TAKEN DURING THE DAY.

PRINCIPAL EXECUTIVE OFFICER
GREGORY M. RUEGER

SIGNATURE OF AUTHORIZED AGENT	DATE
<i>Drew Squires</i>	10/20/2003

CALIFORNIA REGIONAL WATER QUALITY  
CONTROL BOARD  
CENTRAL COAST REGION  
81 HIGUERA  
SAN LUIS OBISPO, CA 93401

DISCHARGE SELF MONITORING REPORT

PACIFIC GAS AND ELECTRIC CO.  
DIABLO CANYON NUCLEAR POWER PLANT  
PO BOX 56  
AVILA BEACH, CALIF 93424

PAGE: (M) 5

FACILITY I.D. 3 402003001	YEAR / MO / DAY BEGINNING 03 / 08 / 01		YEAR / MO / DAY ENDING 03 / 08 / 31		STATE CODE 06	NPDES PERMIT # CA0003751
STATION ANALYSIS UNITS SMPL TYPE FREQ.	EFFLUENT 001I SUSPENDED SOLIDS mg/1 1st FLTR    mg/1 2nd FLTR    GRAB MONTHLY    mg/1 NET			EFFLUENT 001J SUSPENDED SOLIDS mg/1 1st FLTR    mg/1 2nd FLTR    GRAB MONTHLY    mg/1 NET		
1						
2						
3						
4						
5						
6						
7						
8						
9						
10						
11						
12						
13						
14						
15						
16						
17						
18						
19						
20						
21						
22						
23						
24						
25						
26						
27						
28						
29						
30						
31						
MONTHLY AVG MONTHLY HIGH MONTHLY LOW	NO DISCHARGE			NO DISCHARGE		
TIMES EXCEEDED TIMES EXCEEDED TIMES EXCEEDED	NO LIMIT	NO LIMIT	MO AVG 30 = 0 MAX 100 = 0	NO LIMIT	NO LIMIT	MO AVG 30 = 0 MAX 100 = 0

REMARKS: \* NUMBER OF SAMPLES TAKEN DURING THE DAY.

PRINCIPAL EXECUTIVE OFFICER
GREGORY M. RUEGER

SIGNATURE OF AUTHORIZED AGENT	DATE
<i>JDS Drew Squires</i>	10/20/2003

CALIFORNIA REGIONAL WATER QUALITY  
CONTROL BOARD  
CENTRAL COAST REGION  
81 HIGUERA  
SAN LUIS OBISPO CA 93401

DISCHARGE SELF MONITORING REPORT

PACIFIC GAS AND ELECTRIC CO.  
DIABLO CANYON NUCLEAR POWER PLANT  
PO BOX 56  
AVILA BEACH, CALIF 93424

PAGE: (M) 6

FACILITY I.D. 3 402003001	YEAR / MO / DAY BEGINNING 03 / 08 / 01		YEAR / MO / DAY ENDING 03 / 08 / 31		STATE CODE 06	NPDES PERMIT # CA0003751
STATION ANALYSIS UNITS SMPL TYPE FREQ.	EFFLUENT 001K SUSPENDED SOLIDS mg/l 1st FLTR    mg/l 2nd FLTR GRAB MONTHLY    mg/l NET			EFFLUENT 001L SUSPENDED SOLIDS mg/l 1st FLTR    mg/l 2nd FLTR GRAB MONTHLY    mg/l NET		
1						
2						
3						
4						
5						
6						
7						
8						
9						
10						
11						
12						
13				2 < 1	2 < 1	2 ND(5)
14						
15						
16						
17						
18						
19						
20						
21						
22						
23						
24						
25						
26						
27						
28						
29						
30						
31						
MONTHLY AVG	NO DISCHARGE					ND(5)
MONTHLY HIGH						ND(5)
MONTHLY LOW						ND(5)
TIMES EXCEEDED	NO LIMIT	NO LIMIT	MO AVG 30 = 0	NO LIMIT	NO LIMIT	MO AVG 30 = 0
TIMES EXCEEDED			D MAX 100 = 0			D MAX 100 = 0
TIMES EXCEEDED						

REMARKS: \* NUMBER OF SAMPLES TAKEN DURING THE DAY.

PRINCIPAL EXECUTIVE OFFICER
GREGORY M. RUEGER

SIGNATURE OF AUTHORIZED AGENT	DATE
<i>Drew Squires</i>	10/20/2003

CALIFORNIA REGIONAL WATER QUALITY  
CONTROL BOARD  
CENTRAL COAST REGION  
81 HIGUERA  
SAN LUIS OBISPO, CA 93401

DISCHARGE SELF MONITORING REPORT

PACIFIC GAS AND ELECTRIC CO.  
DIABLO CANYON NUCLEAR POWER PLANT  
PO BOX 56  
AVILA BEACH, CALIF 93424

PAGE: (M) 7

FACILITY I.D. 3 402003001	YEAR / MO / DAY BEGINNING 03 / 08 / 01		YEAR / MO / DAY ENDING 03 / 08 / 31		STATE CODE 06	NPDES PERMIT # CA0003751	
STATION ANALYSIS UNITS SMPL TYPE FREQ.	EFFLUENT 001M SUSPENDED SOLIDS mg/l 1st FLTR mg/l 2nd FLTR _GRAB MONTHLY mg/l NET			EFFLUENT 001N SUSPENDED SLDS mg/l COMPOSITE WEEKLY	EFFLUENT 001P SUSPENDED SOLIDS mg/l 1st FLTR mg/l 2nd FLTR GRAB MONTHLY mg/l NET		
1				19			
2							
3							
4							
5							
6				15			
7							
8							
9							
10							
11							
12							
13					3	2	ND(5)
14				10			
15							
16							
17							
18							
19				9			
20							
21							
22							
23							
24							
25							
26							
27							
28				6			
29							
30							
31							
MONTHLY AVG	NO			12	ND(5)		
MONTHLY HIGH	DISCHARGE			19	ND(5)		
MONTHLY LOW				6	ND(5)		
TIMES EXCEEDED	NO LIMIT	NO LIMIT	MO AVG 30 = 0	MO AVG 60 = 0	NO LIMIT	NO LIMIT	MO AVG 30 = 0
TIMES EXCEEDED			D MAX 100 = 0				D MAX 100 = 0
TIMES EXCEEDED							

REMARKS: • NUMBER OF SAMPLES TAKEN DURING THE DAY.

PRINCIPAL EXECUTIVE OFFICER
GREGORY M. RUEGER

SIGNATURE OF AUTHORIZED AGENT	DATE
<i>Drew Squires</i>	10/20/2003

CALIFORNIA REGIONAL WATER QUALITY  
CONTROL BOARD  
CENTRAL COAST REGION  
81 HIGUERA  
SAN LUIS OBISPO, CA 93401

DISCHARGE SELF MONITORING REPORT

PACIFIC GAS AND ELECTRIC CO.  
DIABLO CANYON NUCLEAR POWER PLANT  
PO BOX 56  
AVILA BEACH, CALIF 93424

PAGE: (M) 8

FACILITY I.D. 3 402003001 YEAR / MO / DAY BEGINNING 03 / 08 / 01 ENDING 03 / 08 / 31 STATE CODE 06 NPDES PERMIT # CA0003751

STATION ANALYSIS UNITS SMPL TYPE FREQ.	EFFLUENT 002 SUSPENDED SOLIDS			EFFLUENT 003 SUSPENDED SOLIDS					
	mg/1 1st FLTR	mg/1 2nd FLTR GRAB MONTHLY	mg/1 NET	mg/1 1st FLTR	mg/1 2nd FLTR GRAB MONTHLY	mg/1 NET			
1									
2									
3									
4									
5									
6									
7									
8									
9									
10									
11									
12									
13	2	4	2 < 1	2 < 5	2	3	2 < 1	2	ND(5)
14									
15									
16									
17									
18									
19									
20									
21									
22									
23									
24									
25									
26									
27									
28									
29									
30									
31									
MONTHLY AVG	< 5			ND(5)					
MONTHLY HIGH	5			ND(5)					
MONTHLY LOW	ND(5)			ND(5)					
TIMES EXCEEDED	NO LIMIT	NO LIMIT	MO AVG 30 = 0	NO LIMIT	NO LIMIT	MO AVG 30 = 0			
TIMES EXCEEDED			D MAX 100 = 0			D MAX 100 = 0			
TIMES EXCEEDED									

REMARKS: \* NUMBER OF SAMPLES TAKEN DURING THE DAY.

PRINCIPAL EXECUTIVE OFFICER  
GREGORY M. RUEGER

SIGNATURE OF AUTHORIZED AGENT  
*JD Drew Squires*  
DATE  
10/20/2003

CALIFORNIA REGIONAL WATER QUALITY  
CONTROL BOARD  
CENTRAL COAST REGION  
91 HIGUERA  
SAN LUIS OBISPO, CA 93401

DISCHARGE SELF MONITORING REPORT

PACIFIC GAS AND ELECTRIC CO.  
DIABLO CANYON NUCLEAR POWER PLANT  
PO BOX 56  
AVILA BEACH, CALIF 93424

PAGE: (M) 9

FACILITY I.D. 3 402003001	YEAR / MO / DAY BEGINNING 03 / 08 / 01		YEAR / MO / DAY ENDING 03 / 08 / 31		STATE CODE 06	NPDES PERMIT # CA0003751		
STATION ANALYSIS UNITS SMPL TYPE FREQ.	EFFLUENT 003 SUSPENDED SOLIDS mg/l 1st FLTR    mg/l 2nd FLTR    mg/l NET _ GRAB WEEKLY WHEN 001N & 001P => 003			EFFLUENT 001N SETTL SOLIDS ml/l GRAB WEEKLY	EFFLUENT 001 T CHROMIUM ug/l GRAB MONTHLY	EFFLUENT 001 COPPER ug/l GRAB MONTHLY	EFFLUENT 001 NICKEL ug/l GRAB MONTHLY	EFFLUENT 001 ZINC ug/l GRAB MONTHLY
1				ND(0.1)				
2								
3								
4								
5								
6				ND(0.1)				
7								
8								
9								
10								
11								
12								
13								
14				ND(0.1)				
15								
16								
17								
18								
19				ND(0.1)	ND(10)			
20								
21								
22								
23								
24								
25								
26								
27								
28				ND(0.1)		ND(10)	ND(10)	ND(10)
29								
30								
31								
MONTHLY AVG	NO			ND(0.1)	ND(10)	ND(10)	ND(10)	ND(10)
MONTHLY HIGH	DISCHARGE			ND(0.1)	ND(10)	ND(10)	ND(10)	ND(10)
MONTHLY LOW				ND(0.1)	ND(10)	ND(10)	ND(10)	ND(10)
TIMES EXCEEDED	NO LIMIT	NO LIMIT	MO AVG 30 = 0	MO AVG 1.0 = 0	6M-MED 10 = 0	6M-MED 10 = 0	6M-MED 30 = 0	6M-MED 70 = 0
TIMES EXCEEDED			D MAX 100 = 0	D MAX 3.0 = 0	D MAX 40 = 0	D MAX 50 = 0	D MAX 100 = 0	D MAX 380 = 0
TIMES EXCEEDED					I MAX 100 = 0	I MAX 140 = 0	I MAX 260 = 0	I MAX 990 = 0

REMARKS: \* NUMBER OF SAMPLES TAKEN DURING THE DAY.

PRINCIPAL EXECUTIVE OFFICER
GREGORY M. RUEGER

SIGNATURE OF AUTHORIZED AGENT	DATE
<i>JDS Drew Squires</i>	10/20/2003

CALIFORNIA REGIONAL WATER QUALITY  
CONTROL BOARD  
CENTRAL COAST REGION  
31 HIGUERA  
SAN LUIS OBISPO, CA 93401

DISCHARGE SELF MONITORING REPORT

PACIFIC GAS AND ELECTRIC CO.  
DIABLO CANYON NUCLEAR POWER PLANT  
PO BOX 56  
AVILA BEACH, CALIF 93424

PAGE: (Q) 1

FACILITY I.D. 3402003001	YEAR / MO / DAY BEGINNING 03 / 08 / 01		YEAR / MO / DAY ENDING 03 / 08 / 31		STATE CODE 06	NPDES PERMIT # CA0003751			
STATION ANALYSIS UNITS SAMPL TYPE FREQ.	INFLUENT T CHROMIUM ug/l GRAB JA/AP/JUL/OCT	INFLUENT COPPER ug/l _GRAB JA/AP/JUL/OCT	INFLUENT NICKEL ug/l GRAB JA/AP/JUL/OCT	INFLUENT AMMONIA (N) ug/l GRAB JA/AP/JUL/OCT	EFFLUENT 001 AMMONIA (N) ug/l GRAB JA/AP/JUL/OCT	EFFLUENT 001D OIL & GREASE mg/l GRAB JA/AP/JUL/OCT	EFFLUENT 001G OIL & GREASE mg/l GRAB JA/AP/JUL/OCT	EFFLUENT 001H OIL & GREASE mg/l GRAB JA/AP/JUL/OCT	
1									
2									
3									
4									
5									
6									
7									
8									
9									
10									
11									
12									
13						3			
14									
15									
16									
17									
18									
19	ND(10)			ND(200)	ND(200)				
20									
21									
22									
23									
24									
25									
26									
27									
28		ND(10)	ND(10)						
29									
30									
31									
MONTHLY AVG	ND(10)	ND(10)	ND(10)	ND(200)	ND(200)	** 3			
MONTHLY HIGH	ND(10)	ND(10)	ND(10)	ND(200)	ND(200)	3			
MONTHLY LOW	ND(10)	ND(10)	ND(10)	ND(200)	ND(200)	3			
TIMES EXCEEDED	NO LIMIT	NO LIMIT	NO LIMIT	NO LIMIT	6M-MED 3060 = 0	MO AVG 15 = 0	MO AVG 15 = 0	MO AVG 15 = 0	
TIMES EXCEEDED					D MAX 12240 = 0	D MAX 20 = 0	D MAX 20 = 0	D MAX 20 = 0	
TIMES EXCEEDED					I MAX 30600 = 0				

REMARKS: \* NUMBER OF SAMPLES TAKEN DURING THE DAY.  
\*\* FLOW-WEIGHTED AVERAGE RESULT REPORTED.

PRINCIPAL EXECUTIVE OFFICER
GREGORY M. RUEGER

SIGNATURE OF AUTHORIZED AGENT	DATE
<i>Drew Squires</i>	10/20/2003

CALIFORNIA REGIONAL WATER QUALITY  
CONTROL BOARD  
CENTRAL COAST REGION  
81 HIGUERA  
SAN LUIS OBISPO, CA 93401

DISCHARGE SELF MONITORING REPORT

PACIFIC GAS AND ELECTRIC CO  
DIABLO CANYON NUCLEAR POWER PLANT  
PO BOX 56  
AVILA BEACH, CALIF 93424

PAGE: (Q) 2

FACILITY I.D. 3 402003001	YEAR / MO / DAY BEGINNING 03 / 08 / 01		YEAR / MO / DAY ENDING 03 / 08 / 31		STATE CODE 06	NPDES PERMIT # CA0003751		
STATION ANALYSIS UNITS SAMPL TYPE FREQ.	EFFLUENT 001I OIL & GREASE mg/l GRAB JA/AP/JUL/OCT	EFFLUENT 001J OIL & GREASE mg/l GRAB JA/AP/JUL/OCT	EFFLUENT 001K OIL & GREASE mg/l GRAB JA/AP/JUL/OCT	EFFLUENT 001L OIL & GREASE mg/l GRAB JA/AP/JUL/OCT	EFFLUENT 001M OIL & GREASE mg/l GRAB JA/AP/JUL/OCT	EFFLUENT 001P OIL & GREASE mg/l GRAB JA/AP/JUL/OCT	EFFLUENT 002 OIL & GREASE mg/l GRAB JA/AP/JUL/OCT	EFFLUENT 003 OIL & GREASE mg/l GRAB JA/AP/JUL/OCT
1								
2								
3								
4								
5								
6								
7								
8								
9								
10								
11								
12								
13								
14								
15								
16								
17								
18								
19								
20								
21								
22								
23								
24								
25								
26								
27								
28								
29								
30								
31								
MONTHLY AVG MONTHLY HIGH MONTHLY LOW								
TIMES EXCEEDED	MO AVG 15 = 0	MO AVG 15 = 0	MO AVG 15 = 0	MO AVG 15 = 0	MO AVG 15 = 0	MO AVG 15 = 0	MO AVG 15 = 0	MO AVG 15 = 0
TIMES EXCEEDED	D MAX 20 = 0	D MAX 20 = 0	D MAX 20 = 0	D MAX 20 = 0	D MAX 20 = 0	D MAX 20 = 0	D MAX 20 = 0	D MAX 20 = 0
TIMES EXCEEDED								

REMARKS: • NUMBER OF SAMPLES TAKEN DURING THE DAY.

PRINCIPAL EXECUTIVE OFFICER
GREGORY M. RUEGER

SIGNATURE OF AUTHORIZED AGENT	DATE
<i>Drew Squires</i>	10/20/2003



CALIFORNIA REGIONAL WATER QUALITY  
CONTROL BOARD  
CENTRAL COAST REGION  
81 HIGUERA  
SAN LUIS OBISPO, CA 93401

DISCHARGE SELF MONITORING REPORT

PACIFIC GAS AND ELECTRIC CO.  
DIABLO CANYON NUCLEAR POWER PLANT  
PO BOX 56  
AVILA BEACH, CALIF 93424

PAGE: (Q) 3

FACILITY I.D. 3 402003001  
YEAR / MO / DAY BEGINNING 03 / 08 / 01  
YEAR / MO / DAY ENDING 03 / 08 / 31  
STATE CODE 06  
NPDES PERMIT # CA0003751

STATION ANALYSIS UNITS SMPL TYPE FREQ.	EFFLUENT 004 OIL & GREASE mg/l GRAB JA/AP/JUL/OCT	EFFLUENT 001 TOX CONCEN TU _GRAB JA/AP/JUL/OCT	EFFLUENT 001D CADMIUM ug/l QTRLY COMP JA/AP/JUL/OCT	EFFLUENT 001H CADMIUM ug/l QTRLY COMP JA/AP/JUL/OCT	EFFLUENT 001L CADMIUM ug/l QTRLY COMP JA/AP/JUL/OCT	EFFLUENT 001F CADMIUM ug/l 1 WEEK COMP JA/AP/JUL/OCT	
1							
2							
3							
4							
5							
6							
7							
8							
9							
10							
11							
12							
13							
14							
15							
16							
17							
18							
19							
20							
21							
22							
23							
24							
25							
26							
27							
28							
29							
30							
31							
MONTHLY AVG MONTHLY HIGH MONTHLY LOW							
TIMES EXCEEDED TIMES EXCEEDED TIMES EXCEEDED	MO AVG 15 = 0 D MAX 20 = 0 6M-MED 0.26=0	NO LIMIT	NO LIMIT	NO LIMIT	NO LIMIT	NO LIMIT	

REMARKS: \* NUMBER OF SAMPLES TAKEN DURING THE DAY.

PRINCIPAL EXECUTIVE OFFICER  
GREGORY M. RUEGER

SIGNATURE OF AUTHORIZED AGENT	DATE
<i>Drew Squires</i>	10/20/2003

CALIFORNIA REGIONAL WATER QUALITY  
CONTROL BOARD  
CENTRAL COAST REGION  
81 HIGUERA  
SAN LUIS OBISPO, CA 93401

DISCHARGE SELF MONITORING REPORT

PACIFIC GAS AND ELECTRIC CO.  
DIABLO CANYON NUCLEAR POWER PLANT  
PO BOX 56  
AVILA BEACH, CALIF 93424

PAGE: (Q) 4

FACILITY I.D. 3 402003001	YEAR / MO / DAY BEGINNING 03 / 08 / 01		YEAR / MO / DAY ENDING 03 / 08 / 31		STATE CODE 06	NPDES PERMIT # CA0003751		
STATION ANALYSIS UNITS SMPL TYPE FREQ.	EFFLUENT 001D CHROMIUM ug/l QTRLY COMP JA/AP/JUL/OCT	EFFLUENT 001H T CHROMIUM ug/l QTRLY COMP JA/AP/JUL/OCT	EFFLUENT 001L T CHROMIUM ug/l QTRLY COMP JA/AP/JUL/OCT	EFFLUENT 001F T CHROMIUM ug/l 1 WEEK COMP JA/AP/JUL/OCT	EFFLUENT 001D COPPER ug/l QTRLY COMP JA/AP/JUL/OCT	EFFLUENT 001H COPPER ug/l QTRLY COMP JA/AP/JUL/OCT	EFFLUENT 001L COPPER ug/l QTRLY COMP JA/AP/JUL/OCT	EFFLUENT 001F COPPER ug/l 1 WEEK COMP JA/AP/JUL/OCT
1								
2								
3								
4								
5								
6								
7								
8								
9								
10								
11								
12								
13								
14								
15								
16								
17								
18								
19								
20								
21								
22								
23								
24								
25								
26								
27								
28								
29								
30								
31								
MONTHLY AVG								
MONTHLY HIGH								
MONTHLY LOW								
TIMES EXCEEDED	NO LIMIT	NO LIMIT	NO LIMIT	NO LIMIT	NO LIMIT	NO LIMIT	NO LIMIT	NO LIMIT
TIMES EXCEEDED								
TIMES EXCEEDED								

REMARKS: \* NUMBER OF SAMPLES TAKEN DURING THE DAY.

PRINCIPAL EXECUTIVE OFFICER
GREGORY M. RUEGER

SIGNATURE OF AUTHORIZED AGENT	DATE
<i>Drew Squires</i>	10/20/2003

CALIFORNIA REGIONAL WATER QUALITY  
CONTROL BOARD  
CENTRAL COAST REGION  
81 HIGUERA  
SAN LUIS OBISPO CA 93401

DISCHARGE SELF MONITORING REPORT

PACIFIC GAS AND ELECTRIC CO.  
DIABLO CANYON NUCLEAR POWER PLANT  
PO BOX 56  
AVILA BEACH, CALIF 93424

PAGE: (Q) 5

FACILITY I.D. 3 402003001	YEAR / MO / DAY BEGINNING 03 / 08 / 01		YEAR / MO / DAY ENDING 03 / 08 / 31		STATE CODE 06	NPDES PERMIT # CA0003751		
STATION ANALYSIS UNITS SMPL TYPE FREQ.	EFFLUENT 001D LEAD ug/l QTRLY COMP JA/AP/JUL/OCT	EFFLUENT 001H LEAD ug/l QTRLY COMP JA/AP/JUL/OCT	EFFLUENT 001L LEAD ug/l QTRLY COMP JA/AP/JUL/OCT	EFFLUENT 001F LEAD ug/l 1 WEEK COMP JA/AP/JUL/OCT	EFFLUENT 001D MERCURY ug/l QTRLY COMP JA/AP/JUL/OCT	EFFLUENT 001H MERCURY ug/l QTRLY COMP JA/AP/JUL/OCT	EFFLUENT 001L MERCURY ug/l QTRLY COMP JA/AP/JUL/OCT	EFFLUENT 001F MERCURY ug/l 1 WEEK COMP JA/AP/JUL/OCT
1								
2								
3								
4								
5								
6								
7								
8								
9								
10								
11								
12								
13								
14								
15								
16								
17								
18								
19								
20								
21								
22								
23								
24								
25								
26								
27								
28								
29								
30								
31								
MONTHLY AVG MONTHLY HIGH MONTHLY LOW								
TIMES EXCEEDED TIMES EXCEEDED TIMES EXCEEDED	NO LIMIT	NO LIMIT	NO LIMIT	NO LIMIT	NO LIMIT	NO LIMIT	NO LIMIT	NO LIMIT

REMARKS: \* NUMBER OF SAMPLES TAKEN DURING THE DAY.

PRINCIPAL EXECUTIVE OFFICER
GREGORY M. RUEGER

SIGNATURE OF AUTHORIZED AGENT	DATE
<i>Drew Squires</i>	10/20/2003

CALIFORNIA REGIONAL WATER QUALITY  
CONTROL BOARD  
CENTRAL COAST REGION  
91 HIGUERA  
SAN LUIS OBISPO, CA 93401

DISCHARGE SELF MONITORING REPORT


PACIFIC GAS AND ELECTRIC CO.  
DIABLO CANYON NUCLEAR POWER PLANT  
PO BOX 56  
AVILA BEACH, CALIF 93424

PAGE: (Q) 6

FACILITY I.D. 3 402003001	YEAR / MO / DAY BEGINNING 03 / 08 / 01		YEAR / MO / DAY ENDING 03 / 08 / 31		STATE CODE 06	NPDES PERMIT # CA0003751		
STATION ANALYSIS UNITS SMPL TYPE FREQ.	EFFLUENT 001D NICKEL ug/l QTRLY COMP JA/AP/JUL/OCT	EFFLUENT 001H NICKEL ug/l QTRLY COMP JA/AP/JUL/OCT	EFFLUENT 001L NICKEL ug/l QTRLY COMP JA/AP/JUL/OCT	EFFLUENT 001F NICKEL ug/l 1 WEEK COMP JA/AP/JUL/OCT	EFFLUENT 001D SILVER ug/l QTRLY COMP JA/AP/JUL/OCT	EFFLUENT 001H SILVER ug/l QTRLY COMP JA/AP/JUL/OCT	EFFLUENT 001L SILVER ug/l QTRLY COMP JA/AP/JUL/OCT	EFFLUENT 001F SILVER ug/l 1 WEEK COMP JA/AP/JUL/OCT
1								
2								
3								
4								
5								
6								
7								
8								
9								
10								
11								
12								
13								
14								
15								
16								
17								
18								
19								
20								
21								
22								
23								
24								
25								
26								
27								
28								
29								
30								
31								
MONTHLY AVG								
MONTHLY HIGH								
MONTHLY LOW								
TIMES EXCEEDED	NO LIMIT	NO LIMIT	NO LIMIT	NO LIMIT	NO LIMIT	NO LIMIT	NO LIMIT	NO LIMIT
TIMES EXCEEDED								
TIMES EXCEEDED								

REMARKS: \* NUMBER OF SAMPLES TAKEN DURING THE DAY.

PRINCIPAL EXECUTIVE OFFICER
GREGORY M. RUEGER

SIGNATURE OF AUTHORIZED AGENT	DATE
 Drew Squires	10/20/2003

CALIFORNIA REGIONAL WATER QUALITY  
CONTROL BOARD  
CENTRAL COAST REGION  
31 HIGUERA  
SAN LUIS OBISPO, CA 93401

DISCHARGE SELF MONITORING REPORT

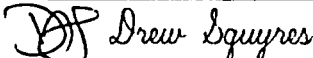
PACIFIC GAS AND ELECTRIC CO.  
DIABLO CANYON NUCLEAR POWER PLANT  
PO BOX 56  
AVILA BEACH, CALIF 93424

PAGE: (Q) 7

FACILITY I.D. 3 402003001	YEAR / MO / DAY BEGINNING 03 / 08 / 01	YEAR / MO / DAY ENDING 03 / 08 / 31	STATE CODE 06	NPDES PERMIT # CA0003751
STATION ANALYSIS UNITS SMPL TYPE FREQ.	EFFLUENT 001D ZINC ug/l QTRLY COMP JA/AP/JUL/OCT	EFFLUENT 001H ZINC ug/l QTRLY COMP JA/AP/JUL/OCT	EFFLUENT 001L ZINC ug/l QTRLY COMP JA/AP/JUL/OCT	EFFLUENT 001F ZINC ug/l 1 WEEK COMP JA/AP/JUL/OCT
1				
2				
3				
4				
5				
6				
7				
8				
9				
10				
11				
12				
13				
14				
15				
16				
17				
18				
19				
20				
21				
22				
23				
24				
25				
26				
27				
28				
29				
30				
31				
MONTHLY AVG MONTHLY HIGH MONTHLY LOW				
TIMES EXCEEDED TIMES EXCEEDED TIMES EXCEEDED	NO LIMIT	NO LIMIT	NO LIMIT	NO LIMIT

REMARKS: \* NUMBER OF SAMPLES TAKEN DURING THE DAY.

PRINCIPAL EXECUTIVE OFFICER
GREGORY M. RUEGER

SIGNATURE OF AUTHORIZED AGENT	DATE
 Drew Squires	10/20/2003

CALIFORNIA REGIONAL WATER QUALITY  
CONTROL BOARD  
CENTRAL COAST REGION  
81 HIGUERA  
SAN LUIS OBISPO, CA 93401

DISCHARGE SELF MONITORING REPORT

PACIFIC GAS AND ELECTRIC CO.  
DIABLO CANYON NUCLEAR POWER PLANT  
PO BOX 56  
AVILA BEACH, CALIF 93424

PAGE: (Q) 8

FACILITY I.D. 3 402003001	YEAR / MO / DAY BEGINNING 03 / 08 / 01		YEAR / MO / DAY ENDING 03 / 08 / 31		STATE CODE 06	NPDES PERMIT # CA0003751
STATION ANALYSIS UNITS SMPL TYPE FREQ.	EFFLUENT 001D COPPER mg/l 24-HR COMP. METAL CLNG	EFFLUENT 001F COPPER mg/l 24-HR COMP. METAL CLNG	EFFLUENT 001I COPPER mg/l 24-HR COMP. METAL CLNG	EFFLUENT 001L COPPER mg/l 24-HR COMP. METAL CLNG	EFFLUENT 001M COPPER mg/l 24-HR COMP. METAL CLNG	
1						
2						
3						
4						
5						
6						
7						
8						
9						
10						
11						
12						
13						
14						
15						
16						
17						
18						
19						
20						
21						
22						
23						
24						
25						
26						
27						
28						
29						
30						
31						
MONTHLY AVG						
MONTHLY HIGH						
MONTHLY LOW						
TIMES EXCEEDED	MO AVG 1 = 0	MO AVG 1 = 0	MO AVG 1 = 0	MO AVG 1 = 0	MO AVG 1 = 0	
TIMES EXCEEDED	D MAX 1 = 0	D MAX 1 = 0	D MAX 1 = 0	D MAX 1 = 0	D MAX 1 = 0	
TIMES EXCEEDED						

REMARKS: \* NUMBER OF SAMPLES TAKEN DURING THE DAY.

PRINCIPAL EXECUTIVE OFFICER
GREGORY M. RUEGER

SIGNATURE OF AUTHORIZED AGENT	DATE
<i>Drew Squyres</i>	10/20/2003

CALIFORNIA REGIONAL WATER QUALITY  
CONTROL BOARD  
CENTRAL COAST REGION  
91 HIGUERA  
SAN LUIS OBISPO, CA 93401

DISCHARGE SELF MONITORING REPORT


PACIFIC GAS AND ELECTRIC CO.  
DIABLO CANYON NUCLEAR POWER PLANT  
PO BOX 56  
AVILA BEACH, CALIF 93424

PAGE: (Q) 9

FACILITY I.D.	YEAR / MO / DAY		YEAR / MO / DAY		STATE CODE	NPDES PERMIT #
3 402003001	BEGINNING	03 / 08 / 01	ENDING	03 / 08 / 31	06	CA0003751
STATION ANALYSIS UNITS SAMPL TYPE FREQ.	EFFLUENT 001D IRON mg/l 24-HR COMP. METAL CLNG	EFFLUENT 001F IRON mg/l 24-HR COMP. METAL CLNG	EFFLUENT 001I IRON mg/l 24-HR COMP. METAL CLNG	EFFLUENT 001L IRON mg/l 24-HR COMP. METAL CLNG	EFFLUENT 001M IRON mg/l 24-HR COMP. METAL CLNG	
1						
2						
3						
4						
5						
6						
7						
8						
9						
10						
11						
12						
13						
14						
15						
16						
17						
18						
19						
20						
21						
22						
23						
24						
25						
26						
27						
28						
29						
30						
31						
MONTHLY AVG						
MONTHLY HIGH						
MONTHLY LOW						
TIMES EXCEEDED	MO AVG 1 = 0	MO AVG 1 = 0	MO AVG 1 = 0	MO AVG 1 = 0	MO AVG 1 = 0	
TIMES EXCEEDED	D MAX 1 = 0	D MAX 1 = 0	D MAX 1 = 0	D MAX 1 = 0	D MAX 1 = 0	
TIMES EXCEEDED						

REMARKS: \* NUMBER OF SAMPLES TAKEN DURING THE DAY.

PRINCIPAL EXECUTIVE OFFICER
GREGORY M. RUEGER

SIGNATURE OF AUTHORIZED AGENT	DATE
 Drew Squires	10/20/2003

CALIFORNIA REGIONAL WATER QUALITY  
CONTROL BOARD  
CENTRAL COAST REGION  
81 HIGUERA  
SAN LUIS OBISPO, CA 93401

DISCHARGE SELF MONITORING REPORT

PACIFIC GAS AND ELECTRIC CO  
DIABLO CANYON NUCLEAR POWER PLANT  
PO BOX 56  
AVILA BEACH, CALIF 93424

PAGE: (A) 1

FACILITY I.D. 3 402003001	YEAR / MO / DAY BEGINNING 03 / 08 / 01		YEAR / MO / DAY ENDING 03 / 08 / 31		STATE CODE 06	NPDES PERMIT # CA0003751		
STATION ANALYSIS UNITS SMPL TYPE FREQ.	EFFLUENT 001 TITANIUM ug/l GRAB OCTOBER	INFLUENT ARSENIC ug/l GRAB OCTOBER	EFFLUENT ARSENIC ug/l GRAB OCTOBER	INFLUENT CADMIUM ug/l GRAB OCTOBER	EFFLUENT 001 CADMIUM ug/l GRAB OCTOBER	INFLUENT LEAD ug/l GRAB OCTOBER	EFFLUENT 001 LEAD ug/l GRAB OCTOBER	INFLUENT ZINC ug/l GRAB OCTOBER
1								
2								
3								
4								
5								
6								
7								
8								
9								
10								
11								
12								
13								
14								
15								
16								
17								
18								
19								
20								
21								
22								
23								
24								
25								
26								
27								
28								
29								
30								
31								
MONTHLY AVG								ND(10)
MONTHLY HIGH								ND(10)
MONTHLY LOW								ND(10)
TIMES EXCEEDED	NO LIMIT	NO LIMIT	6M-MED 30 = 0	NO LIMIT	6M-MED 10 = 0	NO LIMIT	6M-MED 10 = 0	NO LIMIT
TIMES EXCEEDED			D MAX 150 = 0		D MAX 20 = 0		D MAX 40 = 0	
TIMES EXCEEDED			I MAX 400 = 0		I MAX 50 = 0		I MAX 100 = 0	

REMARKS: \* NUMBER OF SAMPLES TAKEN DURING THE DAY.  
\*\* INFLUENT ANALYSIS PERFORMED FOR COMPARISON TO EFFLUENTS.

PRINCIPAL EXECUTIVE OFFICER
GREGORY M. RUEGER

SIGNATURE OF AUTHORIZED AGENT	DATE
<i>D. Drew Squires</i>	10/20/2003



CALIFORNIA REGIONAL WATER QUALITY  
CONTROL BOARD  
CENTRAL COAST REGION  
31 HIGUERA  
SAN LUIS OBISPO, CA 93401

DISCHARGE SELF MONITORING REPORT

PACIFIC GAS AND ELECTRIC CO.  
DIABLO CANYON NUCLEAR POWER PLANT  
PO BOX 56  
AVILA BEACH, CALIF 93424

PAGE: (A) 2

FACILITY I.D. 3402003001		YEAR / MO / DAY BEGINNING 03 / 08 / 01		YEAR / MO / DAY ENDING 03 / 08 / 31		STATE CODE 06		NPDES PERMIT # CA0003751	
STATION ANALYSIS UNITS SMPL TYPE FREQ.	INFLUENT MERCURY ug/l GRAB OCTOBER	EFFLUENT 001 MERCURY ug/l _GRAB OCTOBER	INFLUENT SILVER ug/l GRAB OCTOBER	EFFLUENT 001 SILVER ug/l GRAB OCTOBER	INFLUENT CYANIDE ug/l GRAB OCTOBER	EFFLUENT 001 CYANIDE ug/l GRAB OCTOBER	INFLUENT PHENOLIC CMP ug/l (NONCL) GRAB OCTOBER	EFFLUENT 001 PHENOLIC CMP ug/l (NONCL) GRAB OCTOBER	
1									
2									
3									
4									
5									
6									
7									
8									
9									
10									
11									
12									
13									
14									
15									
16									
17									
18									
19									
20									
21									
22									
23									
24									
25									
26									
27									
28									
29									
30									
31									
MONTHLY AVG MONTHLY HIGH MONTHLY LOW									
TIMES EXCEEDED	NO LIMIT	6M-MED 0.2=0	NO LIMIT	6M-MED 2.9=0	NO LIMIT	6M-MED 30=0	NO LIMIT	6M-MED 150=0	
TIMES EXCEEDED		DMAX 0.8 = 0		DMAX 13.6=0		DMAX 100=0		DMAX 610= 0	
TIMES EXCEEDED		IMAX 2 = 0		IMAX 35= 0		IMAX 260=0		IMAX 1530=0	

REMARKS: \* NUMBER OF SAMPLES TAKEN DURING THE DAY.

PRINCIPAL EXECUTIVE OFFICER
GREGORY M. RUEGER

SIGNATURE OF AUTHORIZED AGENT	DATE
<i>Drew Squires</i>	10/20/2003

CALIFORNIA REGIONAL WATER QUALITY  
CONTROL BOARD  
CENTRAL COAST REGION  
81 HIGUERA  
SAN LUIS OBISPO, CA 93401

DISCHARGE SELF MONITORING REPORT

PACIFIC GAS AND ELECTRIC CO.  
DIABLO CANYON NUCLEAR POWER PLANT  
PO BOX 56  
AVILA BEACH, CALIF 93424

PAGE: (A) 3

FACILITY I.D. 3 402003001		YEAR / MO / DAY BEGINNING 03 / 08 / 01		YEAR / MO / DAY ENDING 03 / 08 / 31		STATE CODE 06		NPDES PERMIT # CA0003751	
STATION ANALYSIS UNITS SMPL TYPE FREQ.	INFLUENT CHLOR PHENOL ug/l GRAB OCTOBER	EFFLUENT 001 CHLOR PHENOL ug/l _GRAB OCTOBER	EFFLUENT 001D LITHIUM mg/l GRAB OCTOBER	EFFLUENT 001D BORON mg/l GRAB OCTOBER	EFFLUENT 001D HYDRAZINE mg/l GRAB OCTOBER	EFFLUENT 005 OIL & GREASE mg/l GRAB OCTOBER	EFFLUENT 008 OIL & GREASE mg/l GRAB OCTOBER		
1									
2									
3									
4									
5									
6									
7									
8									
9									
10									
11									
12									
13									
14									
15									
16									
17									
18									
19									
20									
21									
22									
23									
24									
25									
26									
27									
28									
29									
30									
31									
MONTHLY AVG									
MONTHLY HIGH									
MONTHLY LOW									
TIMES EXCEEDED	NO LIMIT	6M-MED 10=0	NO LIMIT	NO LIMIT	NO LIMIT	MO AVG 15=0	MO AVG 15=0		
TIMES EXCEEDED		DMAX 20=0				DMAX 20=0	DMAX 20=0		
TIMES EXCEEDED		IMAX 50=0							

REMARKS: \* NUMBER OF SAMPLES TAKEN DURING THE DAY.

PRINCIPAL EXECUTIVE OFFICER
GREGORY M. RUEGER

SIGNATURE OF AUTHORIZED AGENT	DATE
<i>JAS Drew Squires</i>	10/20/2003

CALIFORNIA REGIONAL WATER QUALITY  
CONTROL BOARD  
CENTRAL COAST REGION  
31 HIGUERA  
SAN LUIS OBISPO, CA 93401

DISCHARGE SELF MONITORING REPORT

PACIFIC GAS AND ELECTRIC CO.  
DIABLO CANYON NUCLEAR POWER PLANT  
PO BOX 56  
AVILA BEACH, CALIF 93424

PAGE: (A) 4

FACILITY I.D. 3 402003001	YEAR / MO / DAY BEGINNING 03 / 08 / 01		YEAR / MO / DAY ENDING 03 / 08 / 31		STATE CODE 06	NPDES PERMIT # CA0003751	
STATION ANALYSIS UNITS SMPL TYPE FREQ.	EFFLUENT 009 OIL & GREASE mg/l GRAB OCTOBER	EFFLUENT 013 OIL & GREASE mg/l GRAB OCTOBER	EFFLUENT 015 OIL & GREASE mg/l GRAB OCTOBER	EFFLUENT 016 OIL & GREASE mg/l GRAB OCTOBER	EFFLUENT 017 OIL & GREASE mg/l GRAB OCTOBER	INFLUENT PCB'S ug/l GRAB OCTOBER	EFFLUENT 001 PCB'S ug/l GRAB OCTOBER
1							
2							
3							
4							
5							
6							
7							
8							
9							
10							
11							
12							
13							
14							
15							
16							
17							
18							
19							
20							
21							
22							
23							
24							
25							
26							
27							
28							
29							
30							
31							
MONTHLY AVG MONTHLY HIGH MONTHLY LOW							
TIMES EXCEEDED	MO AVG 15=0	MO AVG 15=0	MO AVG 15=0	MO AVG 15=0	MO AVG 15=0	NO LIMIT	NO LIMIT
TIMES EXCEEDED	DMAX 20=0	DMAX 20=0	DMAX 20=0	DMAX 20=0	DMAX 20=0		
TIMES EXCEEDED							

REMARKS: \* NUMBER OF SAMPLES TAKEN DURING THE DAY.

PRINCIPAL EXECUTIVE OFFICER
GREGORY M. RUEGER

SIGNATURE OF AUTHORIZED AGENT	DATE
<i>Drew Squires</i>	10/20/2003

CALIFORNIA REGIONAL WATER QUALITY  
CONTROL BOARD  
CENTRAL COAST REGION  
81 HIGUERA  
SAN LUIS OBISPO, CA 93401

DISCHARGE SELF MONITORING REPORT

PACIFIC GAS AND ELECTRIC CO.  
DIABLO CANYON NUCLEAR POWER PLANT  
PO BOX 56  
AVILA BEACH, CALIF 93424

PAGE: (A) 5

FACILITY I.D. 3402003001	YEAR / MO / DAY BEGINNING 03 / 08 / 01		YEAR / MO / DAY ENDING 03 / 08 / 31		STATE CODE 06	NPDES PERMIT # CA0003751		
STATION ANALYSIS UNITS SMPL TYPE FREQ.	EFFLUENT 001N SLUDGE MOISTURE % GRAB OCTOBER	EFFLUENT 001N SLUDGE TOT KJLDL N mg/kg GRAB OCTOBER	EFFLUENT 001N SLUDGE AMMONIA (N) mg/kg GRAB OCTOBER	EFFLUENT 001N SLUDGE NITRATE (N) mg/kg GRAB OCTOBER	EFFLUENT 001N SLUDGE TOT PHOSPHS mg/kg GRAB OCTOBER	EFFLUENT 001N SLUDGE pH pH units GRAB OCTOBER	EFFLUENT 001N SLUDGE OIL & GREASE mg/kg GRAB OCTOBER	EFFLUENT 001N SLUDGE BORON mg/kg GRAB OCTOBER
1								
2								
3								
4								
5								
6								
7								
8								
9								
10								
11								
12								
13								
14								
15								
16								
17								
18								
19								
20								
21								
22								
23								
24								
25								
26								
27								
28								
29								
30								
31								
MONTHLY AVG MONTHLY HIGH MONTHLY LOW								
TIMES EXCEEDED TIMES EXCEEDED TIMES EXCEEDED	NO LIMIT	NO LIMIT	NO LIMIT	NO LIMIT	NO LIMIT	NO LIMIT	NO LIMIT	NO LIMIT

REMARKS: \* NUMBER OF SAMPLES TAKEN DURING THE DAY.

PRINCIPAL EXECUTIVE OFFICER
GREGORY M. RUEGER

SIGNATURE OF AUTHORIZED AGENT	DATE
<i>Drew Squires</i>	10/20/2003

CALIFORNIA REGIONAL WATER QUALITY  
CONTROL BOARD  
CENTRAL COAST REGION  
81 HIGUERA  
SAN LUIS OBISPO, CA 93401

DISCHARGE SELF MONITORING REPORT

PACIFIC GAS AND ELECTRIC CO.  
DIABLO CANYON NUCLEAR POWER PLANT  
PO BOX 56  
AVILA BEACH, CALIF 93424

PAGE: (A) 6

FACILITY I.D. 3 402003001	YEAR / MO / DAY BEGINNING 03 / 08 / 01		YEAR / MO / DAY ENDING 03 / 08 / 31		STATE CODE 06	NPDES PERMIT # CA0003751		
STATION ANALYSIS UNITS SMPL TYPE FREQ.	EFFLUENT 001N SLUDGE CADMIUM mg/kg GRAB OCTOBER	EFFLUENT 001N SLUDGE COPPER mg/kg GRAB OCTOBER	EFFLUENT 001N SLUDGE CHROMIUM mg/kg GRAB OCTOBER	EFFLUENT 001N SLUDGE LEAD mg/kg GRAB OCTOBER	EFFLUENT 001N SLUDGE NICKEL mg/kg GRAB OCTOBER	EFFLUENT 001N SLUDGE MERCURY mg/kg GRAB OCTOBER	EFFLUENT 001N SLUDGE ZINC mg/kg GRAB OCTOBER	EFFLUENT 001N SLUDGE VOLUME tons OCTOBER
1								
2								
3								
4								
5								
6								
7								
8								
9								
10								
11								
12								
13								
14								
15								
16								
17								
18								
19								
20								
21								
22								
23								
24								
25								
26								
27								
28								
29								
30								
31								
MONTHLY AVG								
MONTHLY HIGH								
MONTHLY LOW								
TIMES EXCEEDED	10xSTLC=0	10xSTLC=0	10xSTLC=0	10xSTLC=0	10xSTLC=0	10xSTLC=0	10xSTLC=0	
TIMES EXCEEDED	10 mg/kg=0	250 mg/kg=0	50 mg/kg=0	50 mg/kg=0	200 mg/kg=0	2 mg/kg=0	2500 mg/kg=0	
TIMES EXCEEDED	TTL<100=0	TTL<2500=0	TTL<500=0	TTL<1000=0	TTL<2000=0	TTL<20=0	TTL<5000=0	

REMARKS: \* NUMBER OF SAMPLES TAKEN DURING THE DAY.

PRINCIPAL EXECUTIVE OFFICER
GREGORY M. RUEGER

SIGNATURE OF AUTHORIZED AGENT	DATE
<i>DAJ Drew Squires</i>	10/20/2003

---

**APPENDIX 4**

**DIABLO CANYON POWER PLANT**

**Influent and Effluent Monitoring**

**September 2003**

CALIFORNIA REGIONAL WATER QUALITY  
CONTROL BOARD  
CENTRAL COAST REGION  
81 HIGUERA  
SAN LUIS OBISPO, CA 93401

DISCHARGE SELF MONITORING REPORT

PACIFIC GAS AND ELECTRIC CO.  
DIABLO CANYON NUCLEAR POWER PLANT  
PO BOX 56  
AVILA BEACH, CALIF 93424

PAGE: (M) 1

FACILITY I.D.  
3 402003001

YEAR / MO / DAY  
BEGINNING 03 / 09 / 01

YEAR / MO / DAY  
ENDING 03 / 09 / 30

STATE CODE  
06

NPDES PERMIT #  
CA0003751

STATION ANALYSIS UNITS SMPL TYPE FREQ	INFLUENT TEMPERATURE DEGREES F METERED CONTINUOUS	EFFLUENT 001 TEMPERATURE DEGREES F METERED CONTINUOUS	DELTA TEMP TEMPERATURE DEGREES F METERED CONTINUOUS	EFFLUENT 001 FLOW MGD RECORDED DAILY	INFLUENT pH pH UNITS GRAB MONTHLY	EFFLUENT 001 pH pH UNITS GRAB MONTHLY (")	EFFLUENT 001P pH pH UNITS GRAB MONTHLY	EFFLUENT 002 pH pH UNITS GRAB MONTHLY
1	51.7	70.9	19.2	2486				
2	52.4	71.6	19.2	2486				
3	52.5	71.9	19.4	2486			2	7.7
4	52.0	71.6	19.6	2486				2
5	51.8	71.4	19.6	2486				
6	52.1	71.6	19.5	2486				
7	52.1	71.6	19.5	2486				
8	52.0	71.5	19.5	2486				
9	51.6	70.9	19.3	2486				
10	52.1	71.5	19.4	2486				
11	53.7	72.9	19.2	2486				
12	55.1	74.5	19.4	2486				
13	55.8	74.8	19.0	2486				
14	56.5	75.6	19.1	2486				
15	56.3	75.5	19.2	2486				
16	55.4	74.9	19.5	2486	7.9	7.9		
17	53.8	73.3	19.5	2486				
18	55.1	74.5	19.4	2486				
19	58.1	77.7	19.6	2486				
20	58.8	78.2	19.4	2486				
21	58.8	78.4	19.6	2486				
22	58.5	78.5	20.0	2486				
23	56.6	76.4	19.8	2486				
24	55.9	75.3	19.4	2486				
25	55.9	75.1	19.2	2486				
26	53.2	72.5	19.3	2486				
27	52.7	71.5	18.8	2486				
28	53.8	73.0	19.2	2486				
29	53.8	73.0	19.2	2486				
30	54.4	73.8	19.4	2486				
31								
MONTHLY AVG	54.4	73.8	19.4	2486	7.9	7.9	7.7	7.9
MONTHLY HIGH	58.8	78.5	20.0	2486	7.9	7.9	7.7	7.9
MONTHLY LOW	51.6	70.9	18.8	2486	7.9	7.9	7.7	7.9
TIMES EXCEEDED	NO LIMIT	NO LIMIT	MAX 22 = 0	MAX 2760 = 0	NO LIMIT	NO LIMIT	NO LIMIT	NO LIMIT
TIMES EXCEEDED			(")					
TIMES EXCEEDED								

REMARKS:

\* NUMBER OF SAMPLES TAKEN DURING THE DAY.

\*\* EXCEPT DURING DEMUSSELLING.

\*\*\* DAILY WHEN DISCHARGING CHEMICAL CLEANING WASTES FROM DISCHARGES 001D, F, I, L, AND/OR M.

PRINCIPAL EXECUTIVE OFFICER

GREGORY M. RUEGER

SIGNATURE OF AUTHORIZED AGENT

*Drew Squires*

DATE

10/20/2003

CALIFORNIA REGIONAL WATER QUALITY  
CONTROL BOARD  
CENTRAL COAST REGION  
31 HIGUERA  
SAN LUIS OBISPO, CA 93401

DISCHARGE SELF MONITORING REPORT

PACIFIC GAS AND ELECTRIC CO.  
DIABLO CANYON NUCLEAR POWER PLANT  
PO BOX 56  
AVILA BEACH, CALIF 93424

PAGE: (M) 2

FACILITY I.D. 3 402003001		YEAR / MO / DAY BEGINNING 03 / 09 / 01		YEAR / MO / DAY ENDING 03 / 09 / 30		STATE CODE 06		NPDES PERMIT # CA0003751	
STATION ANALYSIS UNITS SMPL TYPE FREQ.	EFFLUENT 003 pH pH UNITS GRAB MONTHLY	EFFLUENT 004 pH pH UNITS GRAB MONTHLY	EFFLUENT 001N OIL & GREASE mg/l COMPOSITE WEEKLY	EFFLUENT 001P OIL & GREASE mg/l GRAB WEEKLY (*)	EFFLUENT 003 OIL & GREASE mg/l GRAB WEEKLY (**)	EFFLUENT 001F OIL & GREASE mg/l GRAB MONTHLY	EFFLUENT 001 T CHLOR RES ug/l GRAB 2 per CYCLE	EFFLUENT 001 CHLORINE USED lbs/day RECORDED MONTHLY	
	*	*	*	*	*	*	*	*	
1							12	43	
2							12	36	
3		7.9				< 3	12	47	
4	7.9		3	ND(5)			12	27	
5							12	30	
6							12	26	
7							12	27	
8							12	20	
9							12	24	
10			3	ND(5)			12	24	
11							12	25	
12							12	18	
13							12	11	
14							12	< 10	
15							12	< 10	
16							12	< 10	
17			3	ND(5)			12	< 10	
18							12	13	
19							12	14	
20							12	14	
21							12	14	
22							12	14	
23			3	ND(5)			12	21	
24							12	21	
25							11	21	
26							12	36	
27							12	47	
28							12	30	
29							12	30	
30							12	25	
31									
MONTHLY AVG	7.9	7.9	ND(5)	NO	NO	< 3	22	671	
MONTHLY HIGH	7.9	7.9	ND(5)	DISCHARGE	DISCHARGE	< 3	47	835	
MONTHLY LOW	7.9	7.9	ND(5)			< 3	< 10	533	
TIMES EXCEEDED	NO LIMIT	NO LIMIT	MO AVG 15 = 0	MO AVG 15 = 0	MO AVG 15 = 0	MO AVG 15 = 0	I MAX 200 = 0	NO LIMIT	
TIMES EXCEEDED			D MAX 20 = 0	D MAX 20 = 0	D MAX 20 = 0	D MAX 20 = 0			
TIMES EXCEEDED									

REMARKS: \* NUMBER OF SAMPLES TAKEN DURING THE DAY.  
\*\* WHEN 001N IS DISCHARGING TO 001P.  
\*\*\* WHEN 001P IS DISCHARGING TO 003.

PRINCIPAL EXECUTIVE OFFICER
GREGORY M. RUEGER

SIGNATURE OF AUTHORIZED AGENT	DATE
<i>Drew Squires</i>	10/20/2003



CALIFORNIA REGIONAL WATER QUALITY  
CONTROL BOARD  
CENTRAL COAST REGION  
81 HIGUERA  
SAN LUIS OBISPO, CA 93401

DISCHARGE SELF MONITORING REPORT

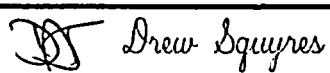
PACIFIC GAS AND ELECTRIC CO.  
DIABLO CANYON NUCLEAR POWER PLANT  
PO BOX 56  
AVILA BEACH, CALIF 93424

PAGE: (M) 3

FACILITY I.D. 3 402003001		YEAR / MO / DAY BEGINNING 03 / 09 / 01		YEAR / MO / DAY ENDING 03 / 09 / 30		STATE CODE 06		NPDES PERMIT # CA0003751	
STATION ANALYSIS UNITS SMPL TYPE FREQ.	EFF 001N=>003 TOTL COLIFORM MPN/100ml GRAB 4 TIMES/WEEK	EFF 001N=>003 FECAL COLIFORM MPN/100ml GRAB 4 TIMES/WEEK	EFFLUENT 001D SUSPENDED SOLIDS mg/1 1st FLTR mg/1 2nd FLTR GRAB MONTHLY mg/1 NET			EFFLUENT 001F SUSPENDED SOLIDS mg/1 1st FLTR mg/1 2nd FLTR GRAB MONTHLY mg/1 NET			
1									
2			1			ND(5)	2	7	
3									
4			2	19		2	19		
5									
6									
7									
8									
9									
10			8			8			
11			2	21	2 < 1	2	20		
12			7			7			
13									
14									
15									
16									
17									
18									
19									
20									
21									
22									
23									
24									
25									
26									
27									
28									
29									
30									
31									
MONTHLY AVG	NO	NO				** 5			ND(5)
MONTHLY HIGH	DISCHARGE	DISCHARGE				20			ND(5)
MONTHLY LOW						ND(5)			ND(5)
TIMES EXCEEDED	80% SMPLS>1K	MEAN>200 =	NO LIMIT	NO LIMIT	MO AVG 30 = 0	NO LIMIT	NO LIMIT	MO AVG 30 = 0	
TIMES EXCEEDED		90% SMPLS>400			D MAX 100 = 0			D MAX 100 = 0	
TIMES EXCEEDED	1 MAX>10K								

REMARKS: \* NUMBER OF SAMPLES TAKEN DURING THE DAY.  
\*\* FLOW-WEIGHTED AVERAGES REPORTED.

PRINCIPAL EXECUTIVE OFFICER
GREGORY M. RUEGER

SIGNATURE OF AUTHORIZED AGENT	DATE
 Drew Squyres	10/20/2003

CALIFORNIA REGIONAL WATER QUALITY  
CONTROL BOARD  
CENTRAL COAST REGION  
81 HIGUERA  
SAN LUIS OBISPO, CA 93401

DISCHARGE SELF MONITORING REPORT

PACIFIC GAS AND ELECTRIC CO.  
DIABLO CANYON NUCLEAR POWER PLANT  
PO BOX 56  
AVILA BEACH, CALIF 93424

PAGE: (M) 4

FACILITY I.D.  
3 402003001

YEAR / MO / DAY  
BEGINNING 03 / 09 / 01

YEAR / MO / DAY  
ENDING 03 / 09 / 30

STATE CODE  
06

NPDES PERMIT #  
CA0003751

STATION ANALYSIS UNITS SMPL TYPE FREQ.	EFFLUENT 001G SUSPENDED SOLIDS			EFFLUENT 001H SUSPENDED SOLIDS					
	mg/1 1st FLTR	mg/1 2nd FLTR GRAB MONTHLY	mg/1 NET	mg/1 1st FLTR	mg/1 2nd FLTR GRAB MONTHLY	mg/1 NET			
1									
2									
3	< 1	< 1	ND(5)						
4									
5									
6				< 1	< 1	ND(5)			
7									
8									
9									
10									
11									
12									
13									
14									
15				2	2	ND(5)			
16									
17									
18									
19									
20									
21									
22									
23									
24									
25									
26									
27									
28									
29									
30									
31									
MONTHLY AVG	ND(5)			ND(5)					
MONTHLY HIGH	ND(5)			ND(5)					
MONTHLY LOW	ND(5)			ND(5)					
TIMES EXCEEDED	NO LIMIT	NO LIMIT	MO AVG 30=0	NO LIMIT	NO LIMIT	MO AVG 30=0			
TIMES EXCEEDED			D MAX 100 = 0			D MAX 100 = 0			
TIMES EXCEEDED									

REMARKS: \* NUMBER OF SAMPLES TAKEN DURING THE DAY.

PRINCIPAL EXECUTIVE OFFICER

GREGORY M. RUEGER

SIGNATURE OF AUTHORIZED AGENT

*Drew Squires*

DATE

10/20/2003

CALIFORNIA REGIONAL WATER QUALITY  
CONTROL BOARD  
CENTRAL COAST REGION  
31 HIGUERA  
SAN LUIS OBISPO, CA 93401

DISCHARGE SELF MONITORING REPORT

PACIFIC GAS AND ELECTRIC CO.  
DIABLO CANYON NUCLEAR POWER PLANT  
PO BOX 56  
AVILA BEACH, CALIF 93424

PAGE: (M) 5

FACILITY I.D.  
3 402003001

YEAR / MO / DAY  
BEGINNING 03 / 09 / 01

YEAR / MO / DAY  
ENDING 03 / 09 / 30

STATE CODE  
06

NPDES PERMIT #  
CA0003751

STATION ANALYSIS UNITS SNPL TYPE FREQ.	EFFLUENT 001I SUSPENDED SOLIDS			EFFLUENT 001J SUSPENDED SOLIDS					
	mg/1 1st FLTR	mg/1 2nd FLTR GRAB MONTHLY	mg/1 NET	mg/1 1st FLTR	mg/1 2nd FLTR GRAB MONTHLY	mg/1 NET			
1									
2									
3									
4									
5									
6									
7									
8									
9									
10									
11									
12									
13									
14									
15									
16									
17									
18									
19									
20									
21									
22									
23									
24									
25									
26									
27									
28									
29									
30									
31									
MONTHLY AVG	NO			NO					
MONTHLY HIGH	DISCHARGE			DISCHARGE					
MONTHLY LOW									
TIMES EXCEEDED	NO LIMIT	NO LIMIT	MO AVG 30 = 0	NO LIMIT	NO LIMIT	MO AVG 30 = 0			
TIMES EXCEEDED			MAX 100 = 0			MAX 100 = 0			
TIMES EXCEEDED									

REMARKS: • NUMBER OF SAMPLES TAKEN DURING THE DAY.

PRINCIPAL EXECUTIVE OFFICER
GREGORY M. RUEGER

SIGNATURE OF AUTHORIZED AGENT	DATE
<i>Drew Squyres</i>	10/20/2003

CALIFORNIA REGIONAL WATER QUALITY  
CONTROL BOARD  
CENTRAL COAST REGION  
81 HIGUERA  
SAN LUIS OBISPO, CA 93401

DISCHARGE SELF MONITORING REPORT

PACIFIC GAS AND ELECTRIC CO.  
DIABLO CANYON NUCLEAR POWER PLANT  
PO BOX 56  
AVILA BEACH, CALIF 93424

PAGE: (M) 6

FACILITY I.D.  
3 402003001

YEAR / MO / DAY  
BEGINNING 03 / 09 / 01

YEAR / MO / DAY  
ENDING 03 / 09 / 30

STATE CODE  
06

NPDES PERMIT #  
CA0003751

STATION ANALYSIS UNITS SMPL TYPE FREQ.	EFFLUENT 001K SUSPENDED SOLIDS			EFFLUENT 001L SUSPENDED SOLIDS			
	mg/l 1st FLTR	mg/l 2nd FLTR GRAB MONTHLY	mg/l NET	mg/l 1st FLTR	mg/l 2nd FLTR GRAB MONTHLY	mg/l NET	
1							
2							
3				2 < 1	2 < 1	2	ND(5)
4							
5							
6							
7							
8							
9							
10							
11							
12							
13							
14							
15							
16							
17							
18							
19							
20							
21							
22							
23							
24							
25							
26							
27							
28							
29							
30							
31							
MONTHLY AVG	NO DISCHARGE						ND(5)
MONTHLY HIGH							ND(5)
MONTHLY LOW							ND(5)
TIMES EXCEEDED	NO LIMIT	NO LIMIT	MO AVG 30 = 0	NO LIMIT	NO LIMIT	MO AVG 30 = 0	
TIMES EXCEEDED			D MAX 100 = 0			D MAX 100 = 0	
TIMES EXCEEDED							

REMARKS: \* NUMBER OF SAMPLES TAKEN DURING THE DAY.

PRINCIPAL EXECUTIVE OFFICER
GREGORY M. RUEGER

SIGNATURE OF AUTHORIZED AGENT	DATE
<i>Drew Squires</i>	10/20/2003

CALIFORNIA REGIONAL WATER QUALITY  
CONTROL BOARD  
CENTRAL COAST REGION  
81 HIGUERA  
SAN LUIS OBISPO, CA 93401

DISCHARGE SELF MONITORING REPORT

PACIFIC GAS AND ELECTRIC CO.  
DIABLO CANYON NUCLEAR POWER PLANT  
PO BOX 56  
AVILA BEACH, CALIF 93424

PAGE: (M) 7

FACILITY I.D.  
3 402003001

YEAR / MO / DAY  
BEGINNING 03 / 09 / 01

YEAR / MO / DAY  
ENDING 03 / 09 / 30

STATE CODE  
06

NPDES PERMIT #  
CA0003751

STATION ANALYSIS UNITS SMPL TYPE FREQ.	EFFLUENT 001M SUSPENDED SOLIDS			EFFLUENT 001N SUSPENDED SLDS		EFFLUENT 001P SUSPENDED SOLIDS			
	mg/l 1st FLTR	mg/l 2nd FLTR	mg/l NET	mg/l	COMPOSITE WEEKLY	mg/l 1st FLTR	mg/l 2nd FLTR	mg/l NET	
		GRAB MONTHLY					GRAB MONTHLY		
1									
2									
3						1	< 1	ND(5)	
4					8				
5									
6									
7									
8									
9									
10					32				
11									
12									
13									
14									
15									
16									
17					9				
18	3	< 1	ND(5)						
19									
20									
21									
22									
23					7				
24									
25									
26									
27									
28									
29									
30									
31									
MONTHLY AVG			ND(5)		14			ND(5)	
MONTHLY HIGH			ND(5)		32			ND(5)	
MONTHLY LOW			ND(5)		7			ND(5)	
TIMES EXCEEDED	NO LIMIT	NO LIMIT	MO AVG 30 = 0	MO AVG 60 = 0	NO LIMIT	NO LIMIT	MO AVG 30 = 0		
TIMES EXCEEDED			D MAX 100 = 0				D MAX 100 = 0		
TIMES EXCEEDED									

REMARKS: \* NUMBER OF SAMPLES TAKEN DURING THE DAY.

PRINCIPAL EXECUTIVE OFFICER

GREGORY M. RUEGER

SIGNATURE OF AUTHORIZED AGENT

*Drew Squyres*

DATE

10/20/2003

CALIFORNIA REGIONAL WATER QUALITY  
CONTROL BOARD  
CENTRAL COAST REGION  
31 HIGUERA  
SAN LUIS OBISPO, CA 93401

DISCHARGE SELF MONITORING REPORT

PACIFIC GAS AND ELECTRIC CO.  
DIABLO CANYON NUCLEAR POWER PLANT  
PO BOX 56  
AVILA BEACH, CALIF 93424

PAGE: (M) 8

FACILITY ID. 3 402003001  
YEAR / MO / DAY BEGINNING 03 / 09 / 01  
YEAR / MO / DAY ENDING 03 / 09 / 30  
STATE CODE 06  
NPDES PERMIT # CA0003751

STATION ANALYSIS UNITS SMPL TYPE FREQ.	EFFLUENT 002 SUSPENDED SOLIDS			EFFLUENT 003 SUSPENDED SOLIDS					
	mg/1 1st FLTR	mg/1 2nd FLTR	mg/1 NET	mg/1 1st FLTR	mg/1 2nd FLTR	mg/1 NET			
		GRAB MONTHLY			GRAB MONTHLY				
1									
2									
3	2	1	2	<	1	2	ND(5)		
4									
5									
6									
7									
8									
9									
10									
11									
12									
13									
14									
15									
16									
17									
18									
19									
20									
21									
22									
23									
24									
25									
26									
27									
28									
29									
30									
31									
MONTHLY AVG	ND(5)			ND(5)			ND(5)		
MONTHLY HIGH	ND(5)			ND(5)			ND(5)		
MONTHLY LOW	ND(5)			ND(5)			ND(5)		
TIMES EXCEEDED	NO LIMIT	NO LIMIT	MO AVG 30 = 0	NO LIMIT	NO LIMIT	MO AVG 30 = 0			
TIMES EXCEEDED			D MAX 100 = 0			D MAX 100 = 0			
TIMES EXCEEDED									

REMARKS: \* NUMBER OF SAMPLES TAKEN DURING THE DAY.

PRINCIPAL EXECUTIVE OFFICER
GREGORY M. RUEGER

SIGNATURE OF AUTHORIZED AGENT	DATE
<i>Drew Squyres</i>	10/20/2003

CALIFORNIA REGIONAL WATER QUALITY  
CONTROL BOARD  
CENTRAL COAST REGION  
81 HIGUERA  
SAN LUIS OBISPO, CA 93401

DISCHARGE SELF MONITORING REPORT

PACIFIC GAS AND ELECTRIC CO.  
DIABLO CANYON NUCLEAR POWER PLANT  
PO BOX 56  
AVILA BEACH, CALIF 93424

PAGE: (M) 9

FACILITY I.D. 3 402003001		YEAR / MO / DAY BEGINNING 03 / 09 / 01		YEAR / MO / DAY ENDING 03 / 09 / 30		STATE CODE 06		NPDES PERMIT # CA0003751	
STATION ANALYSIS UNITS SAMPL TYPE FREQ.	EFFLUENT 003 SUSPENDED SOLIDS mg/l 1st FLTR    mg/l 2nd FLTR    mg/l NET GRAB WEEKLY WHEN 001N & 001P => 003			EFFLUENT 001N SETTL SOLIDS ml/l GRAB WEEKLY	EFFLUENT 001 T CHROMIUM ug/l GRAB MONTHLY	EFFLUENT 001 COPPER ug/l GRAB MONTHLY	EFFLUENT 001 NICKEL ug/l GRAB MONTHLY	EFFLUENT 001 ZINC ug/l GRAB MONTHLY	
1									
2									
3									
4					ND(0.1)				
5									
6									
7									
8									
9									
10					ND(0.1)				
11									
12									
13									
14									
15									
16					ND(0.1)	ND(10)	ND(10)	ND(10)	
17									
18									
19									
20									
21									
22									
23					ND(0.1)				
24									
25									
26									
27									
28									
29									
30									
31									
MONTHLY AVG	NO			ND(0.1)	ND(10)	ND(10)	ND(10)	ND(10)	
MONTHLY HIGH	DISCHARGE			ND(0.1)	ND(10)	ND(10)	ND(10)	ND(10)	
MONTHLY LOW				ND(0.1)	ND(10)	ND(10)	ND(10)	ND(10)	
TIMES EXCEEDED	NO LIMIT	NO LIMIT	MO AVG 30 = 0	MO AVG 1.0 = 0	6M-MED 10 = 0	6M-MED 10 = 0	6M-MED 30 = 0	6M-MED 70 = 0	
TIMES EXCEEDED			D MAX 100 = 0	D MAX 3.0 = 0	D MAX 40 = 0	D MAX 50 = 0	D MAX 100 = 0	D MAX 380 = 0	
TIMES EXCEEDED					I MAX 100 = 0	I MAX 140 = 0	I MAX 260 = 0	I MAX 990 = 0	

REMARKS: \* NUMBER OF SAMPLES TAKEN DURING THE DAY.

PRINCIPAL EXECUTIVE OFFICER
GREGORY M. RUEGER

SIGNATURE OF AUTHORIZED AGENT	DATE
<i>Drew Squires</i>	10/20/2003

CALIFORNIA REGIONAL WATER QUALITY  
CONTROL BOARD  
CENTRAL COAST REGION  
81 HIGUERA  
SAN LUIS OBISPO, CA 93401

DISCHARGE SELF MONITORING REPORT

PACIFIC GAS AND ELECTRIC CO.  
DIABLO CANYON NUCLEAR POWER PLANT  
PO BOX 56  
AVILA BEACH, CALIF 93424

PAGE: (Q) 1

FACILITY I.D.  
3402003001

YEAR / MO / DAY  
BEGINNING 03 / 09 / 01

YEAR / MO / DAY  
ENDING 03 / 09 / 30

STATE CODE  
06

NPDES PERMIT #  
CA0003751

STATION ANALYSIS UNITS SMPL TYPE FREQ.	INFLUENT T CHROMIUM ug/l GRAB JA/AP/JUL/OCT	INFLUENT COPPER ug/l GRAB JA/AP/JUL/OCT	INFLUENT NICKEL ug/l GRAB JA/AP/JUL/OCT	INFLUENT AMMONIA (N) ug/l GRAB JA/AP/JUL/OCT	EFFLUENT 001 AMMONIA (N) ug/l GRAB JA/AP/JUL/OCT	EFFLUENT 001D OIL & GREASE mg/l GRAB JA/AP/JUL/OCT	EFFLUENT 001G OIL & GREASE mg/l GRAB JA/AP/JUL/OCT	EFFLUENT 001H OIL & GREASE mg/l GRAB JA/AP/JUL/OCT
1								
2								
3								
4								
5								
6								
7								
8								
9								
10								
11								
12								
13								
14								
15								
16	ND(10)	ND(10)	ND(10)					< 3
17								
18								
19								
20								
21								
22								
23								
24								
25								
26								
27								
28								
29								
30								
31								
MONTHLY AVG	ND(10)	ND(10)	ND(10)		**			< 3
MONTHLY HIGH	ND(10)	ND(10)	ND(10)					< 3
MONTHLY LOW	ND(10)	ND(10)	ND(10)					< 3
TIMES EXCEEDED	NO LIMIT	NO LIMIT	NO LIMIT	NO LIMIT	6M-MED 3060 = 0	MO AVG 15 = 0	MO AVG 15 = 0	MO AVG 15 = 0
TIMES EXCEEDED					D MAX 12240 = 0	D MAX 20 = 0	D MAX 20 = 0	D MAX 20 = 0
TIMES EXCEEDED					I MAX 30600 = 0			

REMARKS: \* NUMBER OF SAMPLES TAKEN DURING THE DAY.  
\*\* FLOW-WEIGHTED AVERAGE RESULT REPORTED.

PRINCIPAL EXECUTIVE OFFICER
GREGORY M. RUEGER

SIGNATURE OF AUTHORIZED AGENT	DATE
<i>Drew Squires</i>	10/20/2003



CALIFORNIA REGIONAL WATER QUALITY  
CONTROL BOARD  
CENTRAL COAST REGION  
81 HIGUERA  
SAN LUIS OBISPO, CA 93401

DISCHARGE SELF MONITORING REPORT

PACIFIC GAS AND ELECTRIC CO.  
DIABLO CANYON NUCLEAR POWER PLANT  
PO BOX 56  
AVILA BEACH, CALIF 93424

PAGE: (Q) 2

FACILITY I.D. 3 402003001		YEAR / MO / DAY BEGINNING 03 / 09 / 01		YEAR / MO / DAY ENDING 03 / 09 / 30		STATE CODE 06		NPDES PERMIT # CA0003751	
STATION ANALYSIS UNITS SMPL TYPE FREQ.	EFFLUENT 001I OIL & GREASE mg/l GRAB JA/AP/JUL/OCT	EFFLUENT 001J OIL & GREASE mg/l GRAB JA/AP/JUL/OCT	EFFLUENT 001K OIL & GREASE mg/l GRAB JA/AP/JUL/OCT	EFFLUENT 001L OIL & GREASE mg/l GRAB JA/AP/JUL/OCT	EFFLUENT 001M OIL & GREASE mg/l GRAB JA/AP/JUL/OCT	EFFLUENT 001P OIL & GREASE mg/l GRAB JA/AP/JUL/OCT	EFFLUENT 002 OIL & GREASE mg/l GRAB JA/AP/JUL/OCT	EFFLUENT 003 OIL & GREASE mg/l GRAB JA/AP/JUL/OCT	
1									
2									
3									
4									
5									
6									
7									
8									
9									
10									
11									
12									
13									
14									
15									
16									
17									
18									
19									
20									
21									
22									
23									
24									
25									
26									
27									
28									
29									
30									
31									
MONTHLY AVG	< 3								
MONTHLY HIGH	< 3								
MONTHLY LOW	< 3								
TIMES EXCEEDED	MO AVG 15 = 0	MO AVG 15 = 0	MO AVG 15 = 0	MO AVG 15 = 0	MO AVG 15 = 0	MO AVG 15 = 0	MO AVG 15 = 0	MO AVG 15 = 0	
TIMES EXCEEDED	D MAX 20 = 0	D MAX 20 = 0	D MAX 20 = 0	D MAX 20 = 0	D MAX 20 = 0	D MAX 20 = 0	D MAX 20 = 0	D MAX 20 = 0	
TIMES EXCEEDED									

REMARKS: \* NUMBER OF SAMPLES TAKEN DURING THE DAY.

PRINCIPAL EXECUTIVE OFFICER
GREGORY M. RUEGER

SIGNATURE OF AUTHORIZED AGENT	DATE
<i>Drew Squires</i>	10/20/2003

CALIFORNIA REGIONAL WATER QUALITY  
CONTROL BOARD  
CENTRAL COAST REGION  
81 HIGUERA  
SAN LUIS OBISPO, CA 93401

DISCHARGE SELF MONITORING REPORT

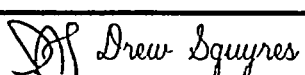
PACIFIC GAS AND ELECTRIC CO.  
DIABLO CANYON NUCLEAR POWER PLANT  
PO BOX 56  
AVILA BEACH, CALIF 93424

PAGE: (Q) 3

FACILITY I.D. 3 402003001		YEAR / MO / DAY BEGINNING 03 / 09 / 01		YEAR / MO / DAY ENDING 03 / 09 / 30		STATE CODE 06		NPDES PERMIT # CA0003751	
STATION ANALYSIS UNITS SMPL TYPE FREQ.	EFFLUENT 004 OIL & GREASE mg/l GRAB JA/AP/JUL/OCT	EFFLUENT 001 TOX CONCEN TU GRAB JA/AP/JUL/OCT	EFFLUENT 001D CADMIUM ug/l QTRLY COMP JA/AP/JUL/OCT	EFFLUENT 001H CADMIUM ug/l QTRLY COMP JA/AP/JUL/OCT	EFFLUENT 001L CADMIUM ug/l QTRLY COMP JA/AP/JUL/OCT	EFFLUENT 001F CADMIUM ug/l 1 WEEK COMP JA/AP/JUL/OCT			
1									
2									
3									
4									
5									
6									
7									
8									
9									
10									
11									
12									
13									
14									
15									
16									
17									
18									
19									
20									
21									
22									
23									
24									
25									
26									
27									
28									
29									
30									
31									
MONTHLY AVG									
MONTHLY HIGH									
MONTHLY LOW									
TIMES EXCEEDED	MO AVG 15 = 0	NO LIMIT	NO LIMIT	NO LIMIT	NO LIMIT				
TIMES EXCEEDED	D MAX 20 = 0								
TIMES EXCEEDED	6M-MED 0.26=0								

REMARKS: \* NUMBER OF SAMPLES TAKEN DURING THE DAY.

PRINCIPAL EXECUTIVE OFFICER
GREGORY M. RUEGER

SIGNATURE OF AUTHORIZED AGENT	DATE
	10/20/2003

CALIFORNIA REGIONAL WATER QUALITY  
CONTROL BOARD  
CENTRAL COAST REGION  
81 HIGUERA  
SAN LUIS OBISPO, CA 93401

DISCHARGE SELF MONITORING REPORT

PACIFIC GAS AND ELECTRIC CO.  
DIABLO CANYON NUCLEAR POWER PLANT  
PO BOX 56  
AVILA BEACH, CALIF 93424

PAGE: (Q) 4

FACILITY I.D. 3 402003001		YEAR / MO / DAY BEGINNING 03 / 09 / 01		YEAR / MO / DAY ENDING 03 / 09 / 30		STATE CODE 06		NPDES PERMIT # CA0003751	
STATION ANALYSIS UNITS SMPL TYPE FREQ.	EFFLUENT 001D CHROMIUM ug/l QTRLY COMP JA/AP/JUL/OCT	EFFLUENT 001H T CHROMIUM ug/l QTRLY COMP JA/AP/JUL/OCT	EFFLUENT 001L T CHROMIUM ug/l QTRLY COMP JA/AP/JUL/OCT	EFFLUENT 001F T CHROMIUM ug/l 1 WEEK COMP JA/AP/JUL/OCT	EFFLUENT 001D COPPER ug/l QTRLY COMP JA/AP/JUL/OCT	EFFLUENT 001H COPPER ug/l QTRLY COMP JA/AP/JUL/OCT	EFFLUENT 001L COPPER ug/l QTRLY COMP JA/AP/JUL/OCT	EFFLUENT 001F COPPER ug/l 1 WEEK COMP JA/AP/JUL/OCT	
1									
2									
3									
4									
5									
6									
7									
8									
9									
10									
11									
12									
13									
14									
15									
16									
17									
18									
19									
20									
21									
22									
23									
24									
25									
26									
27									
28									
29									
30									
31									
MONTHLY AVG									
MONTHLY HIGH									
MONTHLY LOW									
TIMES EXCEEDED	NO LIMIT	NO LIMIT	NO LIMIT	NO LIMIT	NO LIMIT	NO LIMIT	NO LIMIT	NO LIMIT	
TIMES EXCEEDED									
TIMES EXCEEDED									

REMARKS: \* NUMBER OF SAMPLES TAKEN DURING THE DAY.

PRINCIPAL EXECUTIVE OFFICER
GREGORY M. RUEGER

SIGNATURE OF AUTHORIZED AGENT	DATE
<i>Drew Squires</i>	10/20/2003

CALIFORNIA REGIONAL WATER QUALITY  
CONTROL BOARD  
CENTRAL COAST REGION  
81 HIGUERA  
SAN LUIS OBISPO, CA 93401

DISCHARGE SELF MONITORING REPORT

PACIFIC GAS AND ELECTRIC CO.  
DIABLO CANYON NUCLEAR POWER PLANT  
PO BOX 56  
AVILA BEACH, CALIF 93424

PAGE: (Q) 5

FACILITY I.D.  
3 402003001

YEAR / MO / DAY  
BEGINNING 03 / 09 / 01

YEAR / MO / DAY  
ENDING 03 / 09 / 30

STATE CODE  
06

NPDES PERMIT #  
CA0003751

STATION ANALYSIS UNITS SMPL TYPE FREQ.	EFFLUENT 001D LEAD ug/l QTRLY COMP JA/AP/JUL/OCT	EFFLUENT 001H LEAD ug/l QTRLY COMP JA/AP/JUL/OCT	EFFLUENT 001L LEAD ug/l QTRLY COMP JA/AP/JUL/OCT	EFFLUENT 001F LEAD ug/l 1 WEEK COMP JA/AP/JUL/OCT	EFFLUENT 001D MERCURY ug/l QTRLY COMP JA/AP/JUL/OCT	EFFLUENT 001H MERCURY ug/l QTRLY COMP JA/AP/JUL/OCT	EFFLUENT 001L MERCURY ug/l QTRLY COMP JA/AP/JUL/OCT	EFFLUENT 001F MERCURY ug/l 1 WEEK COMP JA/AP/JUL/OCT
1								
2								
3								
4								
5								
6								
7								
8								
9								
10								
11								
12								
13								
14								
15								
16								
17								
18								
19								
20								
21								
22								
23								
24								
25								
26								
27								
28								
29								
30								
31								
MONTHLY AVG MONTHLY HIGH MONTHLY LOW								
TIMES EXCEEDED TIMES EXCEEDED TIMES EXCEEDED	NO LIMIT	NO LIMIT	NO LIMIT	NO LIMIT	NO LIMIT	NO LIMIT	NO LIMIT	NO LIMIT

REMARKS: • NUMBER OF SAMPLES TAKEN DURING THE DAY.

PRINCIPAL EXECUTIVE OFFICER
GREGORY M. RUEGER

SIGNATURE OF AUTHORIZED AGENT	DATE
<i>Drew Squyres</i>	10/20/2003

CALIFORNIA REGIONAL WATER QUALITY  
CONTROL BOARD  
CENTRAL COAST REGION  
81 HIGUERA  
SAN LUIS OBISPO, CA 93401

DISCHARGE SELF MONITORING REPORT

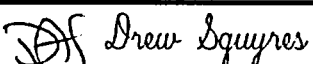
PACIFIC GAS AND ELECTRIC CO.  
DIABLO CANYON NUCLEAR POWER PLANT  
PO BOX 56  
AVILA BEACH, CALIF 93424

PAGE: (Q) 6

FACILITY I.D. 3 402003001		YEAR / MO / DAY BEGINNING 03 / 09 / 01		YEAR / MO / DAY ENDING 03 / 09 / 30		STATE CODE 06		NPDES PERMIT # CA0003751	
STATION ANALYSIS UNITS SMPL TYPE FREQ.	EFFLUENT 001D NICKEL ug/l QTRLY COMP JA/AP/JUL/OCT	EFFLUENT 001H NICKEL ug/l QTRLY COMP JA/AP/JUL/OCT	EFFLUENT 001L NICKEL ug/l QTRLY COMP JA/AP/JUL/OCT	EFFLUENT 001F NICKEL ug/l 1 WEEK COMP JA/AP/JUL/OCT	EFFLUENT 001D SILVER ug/l QTRLY COMP JA/AP/JUL/OCT	EFFLUENT 001H SILVER ug/l QTRLY COMP JA/AP/JUL/OCT	EFFLUENT 001L SILVER ug/l QTRLY COMP JA/AP/JUL/OCT	EFFLUENT 001F SILVER ug/l 1 WEEK COMP JA/AP/JUL/OCT	
1									
2									
3									
4									
5									
6									
7									
8									
9									
10									
11									
12									
13									
14									
15									
16									
17									
18									
19									
20									
21									
22									
23									
24									
25									
26									
27									
28									
29									
30									
31									
MONTHLY AVG									
MONTHLY HIGH									
MONTHLY LOW									
TIMES EXCEEDED	NO LIMIT	NO LIMIT	NO LIMIT	NO LIMIT	NO LIMIT	NO LIMIT	NO LIMIT	NO LIMIT	
TIMES EXCEEDED									
TIMES EXCEEDED									

REMARKS: \* NUMBER OF SAMPLES TAKEN DURING THE DAY.

PRINCIPAL EXECUTIVE OFFICER
GREGORY M. RUEGER

SIGNATURE OF AUTHORIZED AGENT	DATE
 Drew Squires	10/20/2003

CALIFORNIA REGIONAL WATER QUALITY  
CONTROL BOARD  
CENTRAL COAST REGION  
81 HIGUERA  
SAN LUIS OBISPO, CA 93401

DISCHARGE SELF MONITORING REPORT

PACIFIC GAS AND ELECTRIC CO.  
DIABLO CANYON NUCLEAR POWER PLANT  
PO BOX 56  
AVILA BEACH, CALIF 93424

PAGE: (Q) 7

FACILITY I.D.  
3 402003001

YEAR / MO / DAY  
BEGINNING 03 / 09 / 01

YEAR / MO / DAY  
ENDING 03 / 09 / 30

STATE CODE  
06

NPDES PERMIT #  
CA0003751

STATION ANALYSIS UNITS SMPL TYPE FREQ.	EFFLUENT 001D ZINC ug/l QTRLY COMP JA/AP/JUL/OCT	EFFLUENT 001H ZINC ug/l QTRLY COMP JA/AP/JUL/OCT	EFFLUENT 001L ZINC ug/l QTRLY COMP JA/AP/JUL/OCT	EFFLUENT 001F ZINC ug/l 1 WEEK COMP JA/AP/JUL/OCT	
1					
2					
3					
4					
5					
6					
7					
8					
9					
10					
11					
12					
13					
14					
15					
16					
17					
18					
19					
20					
21					
22					
23					
24					
25					
26					
27					
28					
29					
30					
31					
MONTHLY AVG					
MONTHLY HIGH					
MONTHLY LOW					
TIMES EXCEEDED	NO LIMIT	NO LIMIT	NO LIMIT	NO LIMIT	
TIMES EXCEEDED					
TIMES EXCEEDED					

REMARKS: \* NUMBER OF SAMPLES TAKEN DURING THE DAY.

PRINCIPAL EXECUTIVE OFFICER
GREGORY M. RUEGER

SIGNATURE OF AUTHORIZED AGENT	DATE
<i>Drew Squires</i>	10/20/2003

CALIFORNIA REGIONAL WATER QUALITY  
CONTROL BOARD  
CENTRAL COAST REGION  
81 HIGUERA  
SAN LUIS OBISPO, CA 93401

DISCHARGE SELF MONITORING REPORT

PACIFIC GAS AND ELECTRIC CO.  
DIABLO CANYON NUCLEAR POWER PLANT  
PO BOX 56  
AVILA BEACH, CALIF 93424

PAGE: (Q) 8

FACILITY I.D.  
3 402003001

YEAR / MO / DAY  
BEGINNING 03 / 09 / 01

YEAR / MO / DAY  
ENDING 03 / 09 / 30

STATE CODE  
06

NPDES PERMIT #  
CA0003751

STATION ANALYSIS UNITS SAMPL TYPE FREQ.	EFFLUENT 001D COPPER mg/l 24-HR COMP. METAL CLNG	EFFLUENT 001F COPPER mg/l 24-HR COMP. METAL CLNG	EFFLUENT 001I COPPER mg/l 24-HR COMP. METAL CLNG	EFFLUENT 001L COPPER mg/l 24-HR COMP. METAL CLNG	EFFLUENT 001M COPPER mg/l 24-HR COMP. METAL CLNG	
1						
2						
3						
4						
5						
6						
7						
8						
9						
10						
11						
12						
13						
14						
15						
16						
17						
18						
19						
20						
21						
22						
23						
24						
25						
26						
27						
28						
29						
30						
31						
MONTHLY AVG MONTHLY HIGH MONTHLY LOW						
TIMES EXCEEDED	MO AVG 1 = 0	MO AVG 1 = 0	MO AVG 1 = 0	MO AVG 1 = 0	MO AVG 1 = 0	
TIMES EXCEEDED	D MAX 1 = 0	D MAX 1 = 0	D MAX 1 = 0	D MAX 1 = 0	D MAX 1 = 0	
TIMES EXCEEDED						

REMARKS: \* NUMBER OF SAMPLES TAKEN DURING THE DAY.

PRINCIPAL EXECUTIVE OFFICER
GREGORY M. RUEGER

SIGNATURE OF AUTHORIZED AGENT	DATE
<i>Drew Squires</i>	10/20/2003

CALIFORNIA REGIONAL WATER QUALITY  
CONTROL BOARD  
CENTRAL COAST REGION  
81 HIGUERA  
SAN LUIS OBISPO, CA 93401

DISCHARGE SELF MONITORING REPORT

PACIFIC GAS AND ELECTRIC CO.  
DIABLO CANYON NUCLEAR POWER PLANT  
PO BOX 56  
AVILA BEACH, CALIF 93424

PAGE: (Q) 9

FACILITY I.D.  
3 402003001

YEAR / MO / DAY  
BEGINNING 03 / 09 / 01

YEAR / MO / DAY  
ENDING 03 / 09 / 30

STATE CODE  
06

NPDES PERMIT #  
CA0003751

STATION ANALYSIS UNITS SMPL TYPE FREQ.	EFFLUENT 001D IRON mg/l 24-HR COMP. METAL CLNG	EFFLUENT 001F IRON mg/l 24-HR COMP. METAL CLNG	EFFLUENT 001I IRON mg/l 24-HR COMP. METAL CLNG	EFFLUENT 001L IRON mg/l 24-HR COMP. METAL CLNG	EFFLUENT 001M IRON mg/l 24-HR COMP. METAL CLNG	
1						
2						
3						
4						
5						
6						
7						
8						
9						
10						
11						
12						
13						
14						
15						
16						
17						
18						
19						
20						
21						
22						
23						
24						
25						
26						
27						
28						
29						
30						
31						
MONTHLY AVG MONTHLY HIGH MONTHLY LOW						
TIMES EXCEEDED	MO AVG 1 = 0	MO AVG 1 = 0	MO AVG 1 = 0	MO AVG 1 = 0	MO AVG 1 = 0	
TIMES EXCEEDED	D MAX 1 = 0	D MAX 1 = 0	D MAX 1 = 0	D MAX 1 = 0	D MAX 1 = 0	
TIMES EXCEEDED						

REMARKS: • NUMBER OF SAMPLES TAKEN DURING THE DAY.

PRINCIPAL EXECUTIVE OFFICER

GREGORY M. RUEGER

SIGNATURE OF AUTHORIZED AGENT

*DA Drew Squires*

DATE

10/20/2003



CALIFORNIA REGIONAL WATER QUALITY  
CONTROL BOARD  
CENTRAL COAST REGION  
81 HIGUERA  
SAN LUIS OBISPO, CA 93401

DISCHARGE SELF MONITORING REPORT

PACIFIC GAS AND ELECTRIC CO.  
DIABLO CANYON NUCLEAR POWER PLANT  
PO BOX 56  
AVILA BEACH, CALIF 93424

PAGE: (A) 1

FACILITY I.D. 3 402003001		YEAR / MO / DAY BEGINNING 03 / 09 / 01		YEAR / MO / DAY ENDING 03 / 09 / 30		STATE CODE 06		NPDES PERMIT # CA0003751	
STATION ANALYSIS UNITS SAMPL TYPE FREQ.	EFFLUENT 001 TITANIUM ug/l GRAB OCTOBER	INFLUENT ARSENIC ug/l GRAB OCTOBER	EFFLUENT ARSENIC ug/l GRAB OCTOBER	INFLUENT CADMIUM ug/l GRAB OCTOBER	EFFLUENT 001 CADMIUM ug/l GRAB OCTOBER	INFLUENT LEAD ug/l GRAB OCTOBER	EFFLUENT 001 LEAD ug/l GRAB OCTOBER	INFLUENT ZINC ug/l GRAB OCTOBER	
1									
2									
3									
4									
5									
6									
7									
8									
9									
10									
11									
12									
13									
14									
15									
16								ND(10)	
17									
18									
19									
20									
21									
22									
23									
24									
25									
26									
27									
28									
29									
30									
31									
MONTHLY AVG									** ND(10)
MONTHLY HIGH									ND(10)
MONTHLY LOW									ND(10)
TIMES EXCEEDED	NO LIMIT	NO LIMIT	6M-MED 30 = 0	NO LIMIT	6M-MED 10 = 0	NO LIMIT	6M-MED 10 = 0	NO LIMIT	
TIMES EXCEEDED			D MAX 150 = 0		D MAX 20 = 0		D MAX 40 = 0		
TIMES EXCEEDED			I MAX 400 = 0		I MAX 50 = 0		I MAX 100 = 0		

REMARKS: \* NUMBER OF SAMPLES TAKEN DURING THE DAY.  
\*\* INFLUENT ANALYSIS PERFORMED FOR COMPARISON TO EFFLUENTS.

PRINCIPAL EXECUTIVE OFFICER
GREGORY M. RUEGER

SIGNATURE OF AUTHORIZED AGENT	DATE
<i>Drew Squires</i>	10/20/2003

CALIFORNIA REGIONAL WATER QUALITY  
CONTROL BOARD  
CENTRAL COAST REGION  
81 HIGUERA  
SAN LUIS OBISPO, CA 93401

DISCHARGE SELF MONITORING REPORT

PACIFIC GAS AND ELECTRIC CO.  
DIABLO CANYON NUCLEAR POWER PLANT  
PO BOX 56  
AVILA BEACH, CALIF 93424

PAGE: (A) 2

FACILITY I.D. 3 402003001		YEAR / MO / DAY BEGINNING 03 / 09 / 01		YEAR / MO / DAY ENDING 03 / 09 / 30		STATE CODE 06		NPDES PERMIT # CA0003751	
STATION ANALYSIS UNITS SMPL TYPE FREQ.	INFLUENT MERCURY ug/l GRAB OCTOBER	EFFLUENT 001 MERCURY ug/l GRAB OCTOBER	INFLUENT SILVER ug/l GRAB OCTOBER	EFFLUENT 001 SILVER ug/l GRAB OCTOBER	INFLUENT CYANIDE ug/l GRAB OCTOBER	EFFLUENT 001 CYANIDE ug/l GRAB OCTOBER	INFLUENT PHENOLIC CMP ug/l (NONCL) GRAB OCTOBER	EFFLUENT 001 PHENOLIC CMP ug/l (NONCL) GRAB OCTOBER	
1									
2									
3									
4									
5									
6									
7									
8									
9									
10									
11									
12									
13									
14									
15									
16									
17									
18									
19									
20									
21									
22									
23									
24									
25									
26									
27									
28									
29									
30									
31									
MONTHLY AVG									
MONTHLY HIGH									
MONTHLY LOW									
TIMES EXCEEDED	NO LIMIT	6M-MED 0.2=0	NO LIMIT	6M-MED 2.9=0	NO LIMIT	6M-MED 30=0	NO LIMIT	6M-MED 150=0	
TIMES EXCEEDED		DMAX 0.8 = 0		DMAX 13.6=0		DMAX 100=0		DMAX 610= 0	
TIMES EXCEEDED		IMAX 2 = 0		IMAX 35= 0		IMAX 260=0		IMAX 1530=0	

REMARKS: \* NUMBER OF SAMPLES TAKEN DURING THE DAY.

PRINCIPAL EXECUTIVE OFFICER
GREGORY M. RUEGER

SIGNATURE OF AUTHORIZED AGENT	DATE
<i>Drew Squires</i>	10/20/2003

CALIFORNIA REGIONAL WATER QUALITY  
CONTROL BOARD  
CENTRAL COAST REGION  
31 HIGUERA  
SAN LUIS OBISPO, CA 93401

DISCHARGE SELF MONITORING REPORT

PACIFIC GAS AND ELECTRIC CO.  
DIABLO CANYON NUCLEAR POWER PLANT  
PO BOX 56  
AVILA BEACH, CALIF 93424

PAGE: (A) 3

FACILITY I.D. 3402003001  
YEAR/MO/DAY BEGINNING 03 / 09 / 01  
YEAR/MO/DAY ENDING 03 / 09 / 30  
STATE CODE 06  
NPDES PERMIT # CA0003751

STATION ANALYSIS UNITS SMPL TYPE FREQ.	INFLUENT CHLOR PHENOL ug/l GRAB OCTOBER	EFFLUENT 001 CHLOR PHENOL ug/l GRAB OCTOBER	EFFLUENT 001D LITHIUM mg/l GRAB OCTOBER	EFFLUENT 001D BORON mg/l GRAB OCTOBER	EFFLUENT 001D HYDRAZINE mg/l GRAB OCTOBER	EFFLUENT 005 OIL & GREASE mg/l GRAB OCTOBER	EFFLUENT 008 OIL & GREASE mg/l GRAB OCTOBER	
1								
2								
3								
4								
5								
6								
7								
8								
9								
10								
11								
12								
13								
14								
15								
16								
17								
18								
19								
20								
21								
22								
23								
24								
25								
26								
27								
28								
29								
30								
31								
MONTHLY AVG MONTHLY HIGH MONTHLY LOW								
TIMES EXCEEDED	NO LIMIT	6M-MED 10=0	NO LIMIT	NO LIMIT	NO LIMIT	MO AVG 15=0	MO AVG 15=0	
TIMES EXCEEDED		DMAX 20=0				DMAX 20=0	DMAX 20=0	
TIMES EXCEEDED		IMAX 50=0						

REMARKS: \* NUMBER OF SAMPLES TAKEN DURING THE DAY.

PRINCIPAL EXECUTIVE OFFICER
GREGORY M. RUEGER

SIGNATURE OF AUTHORIZED AGENT	DATE
<i>Drew Squyres</i>	10/20/2003

CALIFORNIA REGIONAL WATER QUALITY  
CONTROL BOARD  
CENTRAL COAST REGION  
81 HIGUERA  
SAN LUIS OBISPO, CA 93401

DISCHARGE SELF MONITORING REPORT

PACIFIC GAS AND ELECTRIC CO.  
DIABLO CANYON NUCLEAR POWER PLANT  
PO BOX 56  
AVILA BEACH, CALIF 93424

PAGE: (A) 4

FACILITY I.D. 3 402003001	YEAR / MO / DAY BEGINNING 03 / 09 / 01		YEAR / MO / DAY ENDING 03 / 09 / 30		STATE CODE 06	NPDES PERMIT # CA0003751	
STATION ANALYSIS UNITS SMPL TYPE FREQ.	EFFLUENT 009 OIL & GREASE mg/l GRAB OCTOBER	EFFLUENT 013 OIL & GREASE mg/l GRAB OCTOBER	EFFLUENT 015 OIL & GREASE mg/l GRAB OCTOBER	EFFLUENT 016 OIL & GREASE mg/l GRAB OCTOBER	EFFLUENT 017 OIL & GREASE mg/l GRAB OCTOBER	INFLUENT PCB'S ug/l GRAB OCTOBER	EFFLUENT 001 PCB'S ug/l GRAB OCTOBER
1							
2							
3							
4							
5							
6							
7							
8							
9							
10							
11							
12							
13							
14							
15							
16							
17							
18							
19							
20							
21							
22							
23							
24							
25							
26							
27							
28							
29							
30							
31							
MONTHLY AVG MONTHLY HIGH MONTHLY LOW							
TIMES EXCEEDED TIMES EXCEEDED TIMES EXCEEDED	MO AVG 15=0 DMAX 20=0	MO AVG 15=0 DMAX 20=0	MO AVG 15=0 DMAX 20=0	MO AVG 15=0 DMAX 20=0	MO AVG 15=0 DMAX 20=0	NO LIMIT	NO LIMIT

REMARKS: \* NUMBER OF SAMPLES TAKEN DURING THE DAY.

PRINCIPAL EXECUTIVE OFFICER
GREGORY M. RUEGER

SIGNATURE OF AUTHORIZED AGENT	DATE
<i>Drew Squires</i>	10/20/2003

CALIFORNIA REGIONAL WATER QUALITY  
CONTROL BOARD  
CENTRAL COAST REGION  
31 HIGUERA  
SAN LUIS OBISPO, CA 93401

DISCHARGE SELF MONITORING REPORT

PACIFIC GAS AND ELECTRIC CO.  
DIABLO CANYON NUCLEAR POWER PLANT  
PO BOX 56  
AVILA BEACH, CALIF 93424

PAGE: (A) 5

FACILITY I.D. 3 402003001	YEAR/MO/DAY BEGINNING 03 / 09 / 01		YEAR/MO/DAY ENDING 03 / 09 / 30		STATE CODE 06	NPDES PERMIT # CA0003751		
STATION ANALYSIS UNITS SMPL TYPE FREQ.	EFFLUENT 001N SLUDGE MOISTURE % GRAB OCTOBER	EFFLUENT 001N SLUDGE TOT KJLDL N mg/kg GRAB OCTOBER	EFFLUENT 001N SLUDGE AMMONIA (N) mg/kg GRAB OCTOBER	EFFLUENT 001N SLUDGE NITRATE (N) mg/kg GRAB OCTOBER	EFFLUENT 001N SLUDGE TOT PHOSPHS mg/kg GRAB OCTOBER	EFFLUENT 001N SLUDGE pH pH units GRAB OCTOBER	EFFLUENT 001N SLUDGE OIL & GREASE mg/kg GRAB OCTOBER	EFFLUENT 001N SLUDGE BORON mg/kg GRAB OCTOBER
1								
2								
3								
4								
5								
6								
7								
8								
9								
10								
11								
12								
13								
14								
15								
16								
17								
18								
19								
20								
21								
22								
23								
24								
25								
26								
27								
28								
29								
30								
31								
MONTHLY AVG MONTHLY HIGH MONTHLY LOW								
TIMES EXCEEDED TIMES EXCEEDED TIMES EXCEEDED	NO LIMIT	NO LIMIT	NO LIMIT	NO LIMIT	NO LIMIT	NO LIMIT	NO LIMIT	NO LIMIT

REMARKS: \* NUMBER OF SAMPLES TAKEN DURING THE DAY.

PRINCIPAL EXECUTIVE OFFICER
GREGORY M. RUEGER

SIGNATURE OF AUTHORIZED AGENT	DATE
<i>Drew Squires</i>	10/20/2003

CALIFORNIA REGIONAL WATER QUALITY  
CONTROL BOARD  
CENTRAL COAST REGION  
81 HIGUERA  
SAN LUIS OBISPO, CA 93401

DISCHARGE SELF MONITORING REPORT

PACIFIC GAS AND ELECTRIC CO.  
DIABLO CANYON NUCLEAR POWER PLANT  
PO BOX 56  
AVILA BEACH, CALIF 93424

PAGE: (A) 6

FACILITY I.D. 3 402003001	YEAR / MO / DAY BEGINNING 03 / 09 / 01		YEAR / MO / DAY ENDING 03 / 09 / 30		STATE CODE 06	NPDES PERMIT # CA0003751		
STATION ANALYSIS UNITS SMPL TYPE FREQ.	EFFLUENT 001N SLUDGE CADMIUM mg/kg GRAB OCTOBER	EFFLUENT 001N SLUDGE COPPER mg/kg GRAB OCTOBER	EFFLUENT 001N SLUDGE CHROMIUM mg/kg GRAB OCTOBER	EFFLUENT 001N SLUDGE LEAD mg/kg GRAB OCTOBER	EFFLUENT 001N SLUDGE NICKEL mg/kg GRAB OCTOBER	EFFLUENT 001N SLUDGE MERCURY mg/kg GRAB OCTOBER	EFFLUENT 001N SLUDGE ZINC mg/kg GRAB OCTOBER	EFFLUENT 001N SLUDGE VOLUME tons OCTOBER
1								
2								
3								
4								
5								
6								
7								
8								
9								
10								
11								
12								
13								
14								
15								
16								
17								
18								
19								
20								
21								
22								
23								
24								
25								
26								
27								
28								
29								
30								
31								
MONTHLY AVG								
MONTHLY HIGH								
MONTHLY LOW								
TIMES EXCEEDED	10xSTLC=0	10xSTLC=0	10xSTLC=0	10xSTLC=0	10xSTLC=0	10xSTLC=0	10xSTLC=0	
TIMES EXCEEDED	10 mg/kg=0	250 mg/kg=0	50 mg/kg=0	50 mg/kg=0	200 mg/kg=0	2 mg/kg=0	2500 mg/kg=0	
TIMES EXCEEDED	TTL<100=0	TTL<2500=0	TTL<500=0	TTL<1000=0	TTL<2000=0	TTL<20=0	TTL<5000=0	

REMARKS: \* NUMBER OF SAMPLES TAKEN DURING THE DAY.

PRINCIPAL EXECUTIVE OFFICER
GREGORY M. RUEGER


SIGNATURE OF AUTHORIZED AGENT	DATE
<i>Drew Squires</i>	10/20/2003

**APPENDIX 5**

**DIABLO CANYON POWER PLANT**

**Acute Bioassay**

**July 9 - 13, 2003**



TOXICITY TESTING • OCEANOGRAPHIC RESEARCH

July 14, 2003

Ms. Raquel Harvey  
FGL Environmental  
P.O. Box 272  
Santa Paula, CA 93061

Dear Ms. Harvey:


We are pleased to present the enclosed bioassay report. The test was conducted under guidelines prescribed in *Guidelines for Performing Static Acute Fish Bioassays in Municipal and Industrial Waste Waters* as provided to us by Frederic R. Kopperdahl, Fish and Wildlife Water Pollution Control Laboratory, Department of Fish and Game. Results were as follows:

CLIENT:	Diablo Canyon Power Plant
SAMPLE I.D.:	Discharge 001
PROJECT No:	SP307158
DATE RECEIVED:	09 July - 03
ABC LAB. NO.:	FGL0703.060

#### ACUTE ABALONE SURVIVAL BIOASSAY

LC50	=	100% Survival in 100% Sample
TUa	=	0.00

Yours very truly,

  
Thomas (Tim) Mikel  
Laboratory Director

Env. Ops  
**RECEIVED**  
8-13-03  
CC: J. Kelly  
R. Hernandez  
S. Pigeon  
atty: Env. Central - NPDES



**-96 Hr Survival**

Start Date: 07/09/2003	Test ID: FGL0703060	Sample ID: CA0000000
End Date: 07/13/2003	Lab ID: CAABC	Sample Type: EFF3-Power Plant
Sample Date: 07/09/2003	Protocol: KOP 76-Kopperdahl	Test Species: HR-Haliotis rufescens
Comments: DCP-001 Discharge SP307158		

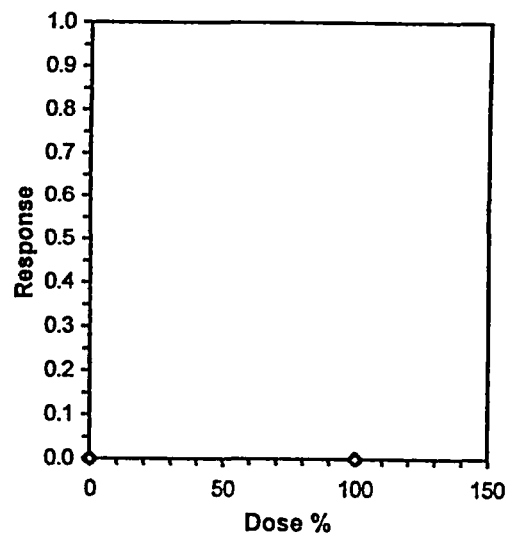
Conc-%	1	2
N Control	1.0000	1.0000
100	1.0000	1.0000

Conc-%	Mean	N-Mean	Transform: Arcsin Square Root					Isotonic	
			Mean	Min	Max	CV%	N	Mean	N-Mean
N Control	1.0000	1.0000	1.4120	1.4120	1.4120	0.000	2	1.0000	1.0000
100	1.0000	1.0000	1.4120	1.4120	1.4120	0.000	2	1.0000	1.0000

Auxiliary Tests	Statistic	Critical	Skew	Kurt
Normality of the data set cannot be confirmed				
Equality of variance cannot be confirmed				

**Linear Interpolation (200 Resamples)**


Point	%	SD	95% CL(Exp)	Skew
IC05	>100			
IC10	>100			
IC15	>100			
IC20	>100			
IC25	>100			
IC40	>100			
IC50	>100			



**-96 Hr Survival**

Start Date: 07/09/2003	Test ID: FGL0703060	Sample ID: CA0000000
End Date: 07/13/2003	Lab ID: CAABC	Sample Type: EFF3-Power Plant
Sample Date: 07/09/2003	Protocol: KOP 76-Kopperdahl	Test Species: HR-Haliotis rufescens
Comments: DCP-001 Discharge SP307158		

**Dose-Response Plot**



**-96 Hr Survival**

Start Date: 07/09/2003	Test ID: FGL0703060	Sample ID: CA0000000
End Date: 07/13/2003	Lab ID: CAABC	Sample Type: EFF3-Power Plant
Sample Date: 07/09/2003	Protocol: KOP 76-Kopperdahl	Test Species: HR-Haliotis rufescens
Comments: DCP-001 Discharge SP307158		

**Auxiliary Data Summary**

Conc-%	Parameter	Mean	Min	Max	SD	CV%	N
N Control	Temp C	14.70	14.10	16.80	1.11	7.16	10
100		14.25	14.00	14.90	0.35	4.14	10
N Control	pH	7.59	7.50	7.80	0.11	4.37	10
100		7.92	7.30	8.30	0.35	7.49	10
N Control	DO mg/L	7.82	7.80	7.90	0.04	2.63	10
100		7.82	7.60	7.90	0.09	3.88	10
N Control	Salinity ppt	33.00	33.00	33.00	0.00	0.00	10
100		33.00	33.00	33.00	0.00	0.00	10
N Control		0.00	0.00	0.00	0.00		0
100		0.00	0.00	0.00	0.00		0
N Control		0.00	0.00	0.00	0.00		0
100		0.00	0.00	0.00	0.00		0

**APPENDIX 6**

**DIABLO CANYON POWER PLANT**

**Chronic Bioassay**

**July 10 - 12, 2003**



TOXICITY TESTING • OCEANOGRAPHIC RESEARCH

July 28, 2003

Ms. Raquel Harvey  
FGL Environmental  
P.O. Box 272  
Santa Paula, CA 93060

Dear Ms. Harvey:


We are pleased to present the enclosed bioassay report. The test was conducted under guidelines prescribed in *Short-Term Methods for Measuring the Chronic Toxicity of Effluents and Receiving Waters to West Coast Marine and Estuarine Organisms*, EPA-R-95/136. Results were as follows:

CLIENT:	Diablo Canyon Power Plant
SAMPLE I.D.:	Discharge 001 SP307158
DATE RECEIVED:	09 July - 03
ABC LAB. NO.:	FGL0703.061

#### CHRONIC ABALONE LARVAL DEVELOPMENT BIOASSAY

NOEC =	100.00 %
TUc =	1.00
IC25 =	>100.00 %
IC50 =	>100.00 %

Yours very truly,

  
Thomas (Tim) Mikel  
Laboratory Director

ENV. Ops  
RECEIVED 10  
8-13-03  
cc: J. Kelly  
R. Hernandez  
S. Pigeon  
orig: Env. Central - NPDES

### Abalone Larval Development Test-Proportion Normal

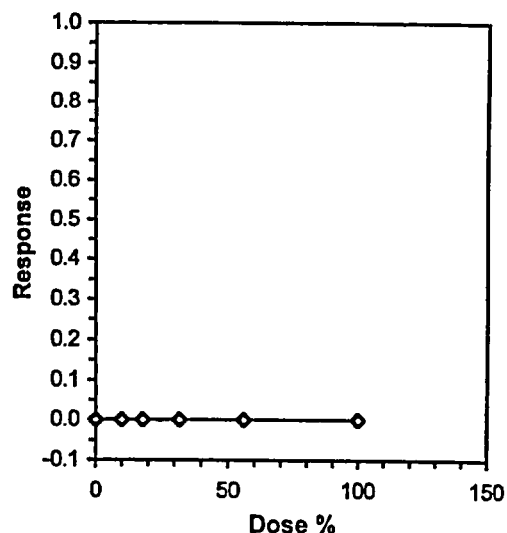
Start Date: 07/10/2003	Test ID: FGL0703061	Sample ID: CA0000000
End Date: 07/12/2003	Lab ID: CAABC	Sample Type: EFF1-POTW
Sample Date: 07/09/2003	Protocol: MBP 90-Anderson et al.	Test Species: HR-Haliotis rufescens
Comments: Discharge 001 SP307158		

Conc-%	1	2	3	4	5
N Control	1.0000	0.9900	1.0000	1.0000	1.0000
10	1.0000	1.0000	1.0000	0.9900	1.0000
18	1.0000	1.0000	1.0000	1.0000	1.0000
32	1.0000	0.9900	1.0000	1.0000	1.0000
56	1.0000	0.9900	1.0000	1.0000	1.0000
100	0.9900	1.0000	1.0000	1.0000	1.0000

Conc-%	Mean	N-Mean	Transform: Arcsin Square Root					Rank Sum	1-Tailed Critical	Isotonic	
			Mean	Min	Max	CV%	N			Mean	N-Mean
N Control	0.9980	1.0000	1.5107	1.4706	1.5208	1.484	5			0.9987	1.0000
10	0.9980	1.0000	1.5107	1.4706	1.5208	1.484	5	27.50	16.00	0.9987	1.0000
18	1.0000	1.0020	1.5208	1.5208	1.5208	0.000	5	30.00	16.00	0.9987	1.0000
32	0.9980	1.0000	1.5107	1.4706	1.5208	1.484	5	27.50	16.00	0.9980	0.9993
56	0.9980	1.0000	1.5107	1.4706	1.5208	1.484	5	27.50	16.00	0.9980	0.9993
100	0.9980	1.0000	1.5107	1.4706	1.5208	1.484	5	27.50	16.00	0.9980	0.9993

Auxiliary Tests	Statistic	Critical	Skew	Kurt
Shapiro-Wilk's Test indicates non-normal distribution ( $p \leq 0.01$ )	0.55767	0.9	-1.7309	1.3004
Equality of variance cannot be confirmed				
Hypothesis Test (1-tail, 0.05)	NOEC	LOEC	ChV	TU
Steel's Many-One Rank Test	100	>100		1

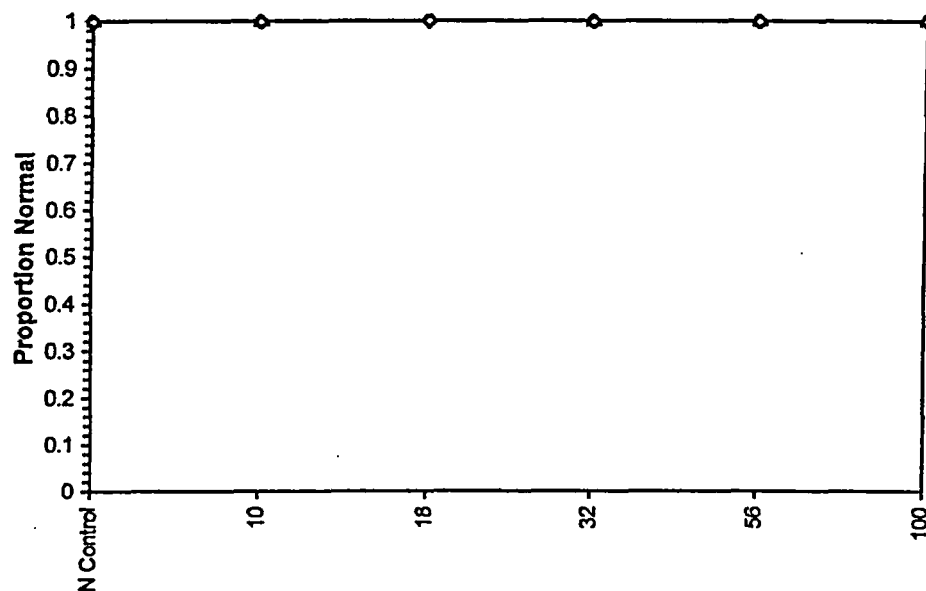
Linear Interpolation (200 Resamples)				
Point	%	SD	95% CL(Exp)	Skew
IC05	>100			
IC10	>100			
IC15	>100			
IC20	>100			
IC25	>100			
IC40	>100			
IC50	>100			



### Abalone Larval Development Test-Proportion Normal

Start Date: 07/10/2003	Test ID: FGL0703061	Sample ID: CA0000000
End Date: 07/12/2003	Lab ID: CAABC	Sample Type: EFF1-POTW
Sample Date: 07/09/2003	Protocol: MBP 90-Anderson et al.	Test Species: HR-Haliotis rufescens
Comments: Discharge 001 SP307158		

Dose-Response Plot



# **Abalone Larval Development Test-Proportion Normal**

Start Date: 07/10/2003	Test ID: FGL0703061	Sample ID: CA0000000
End Date: 07/12/2003	Lab ID: CAABC	Sample Type: EFF1-POTW
Sample Date: 07/09/2003	Protocol: MBP 90-Anderson et al.	Test Species: HR-Haliotis rufescens
Comments: Discharge 001 SP307158		

## **Auxiliary Data Summary**

Conc-%	Parameter	Mean	Min	Max	SD	CV%	N
N Control	Temp C	15.65	15.50	15.80	0.21	2.94	2
10		15.65	15.50	15.80	0.21	2.94	2
18		15.65	15.50	15.80	0.21	2.94	2
32		15.65	15.50	15.80	0.21	2.94	2
56		15.65	15.50	15.80	0.21	2.94	2
100		15.65	15.50	15.80	0.21	2.94	2
N Control	pH	7.65	7.60	7.70	0.07	3.48	2
10		7.55	7.50	7.60	0.07	3.52	2
18		7.55	7.50	7.60	0.07	3.52	2
32		7.55	7.50	7.60	0.07	3.52	2
56		7.55	7.50	7.60	0.07	3.52	2
100		7.55	7.50	7.60	0.07	3.52	2
N Control	DO mg/L	6.30	5.40	7.20	1.27	17.91	2
10		6.05	4.80	7.30	1.77	21.98	2
18		5.95	4.60	7.30	1.91	23.22	2
32		221.65	7.30	436.00	303.14	7.86	2
56		5.95	4.60	7.30	1.91	23.22	2
100		5.75	4.60	6.90	1.63	22.18	2
N Control	Salinity ppt	34.00	34.00	34.00	0.00	0.00	2
10		34.00	34.00	34.00	0.00	0.00	2
18		34.00	34.00	34.00	0.00	0.00	2
32		34.00	34.00	34.00	0.00	0.00	2
56		34.00	34.00	34.00	0.00	0.00	2
100		34.00	34.00	34.00	0.00	0.00	2





# Subcontract Chain of Custody

## CLIENT DETAILS:

Client: FGL Environmental  
 Address: 853 Corporation Street  
Santa Paula, CA 93061  
 Phone: (805) 659-0910 Fax: (805) 525-4172  
 Project: SP207158 Contact Person: Sara B.

## REPORT INFORMATION:

Rush Analysis: ☐ 5 days ☐ 4 days ☐ 3 days ☐ 2 days ☐ 24 hours

Electronic Data Transfer: YES / NO

If yes, To: State \_\_\_\_\_ Client \_\_\_\_\_ Other \_\_\_\_\_

## REMARKS:

TO: ABC


## SAMPLING:

Sampler(s): J. Smith

Sample Number	Location/Description	Date Sampled	Time Sampled	Type of Sampling: Composite (C) Grab (G)	Number of Containers	Type of Containers: (G) Glass (P) Plastic (V) VOA (MT) Metals Tube	(P) Potable (NP) Non-Potable	(SW) Surface Water (MW) Monitoring Well (GW) Ground Water (TB) Travel Blank (WW) Waste Water (DW) Drinking Water	(S) Soil (SLG) Sludge (SLD) Solid (O) Oil	Preservative: (1) NaOH + ZnAc (2) NaOH (3) HCl (4) H2SO4 (5) HNO3 (6) Na2S2O3 (7) Other _____	ANALYSIS REQUESTED	Acute - Toxicity Rel. Above	Chronic - Lethal " "						
1	DCPP001 Discharge	7/9/03	0830	G	1	P	np	ww			X	X							
2	DCPP 001 Discharge	7/9/03	0600	C	1	P	np	ww					X						

## USTODY:

Relinquished by: [Signature] Date: 7/7/03 Time: 3:10 Relinquished by: \_\_\_\_\_ Date: \_\_\_\_\_ Time: \_\_\_\_\_  
 Received by: [Signature] Date: 7/9/03 Time: \_\_\_\_\_ Received by: \_\_\_\_\_ Date: \_\_\_\_\_ Time: \_\_\_\_\_



TOXICITY TESTING • OCEANOGRAPHIC RESEARCH

### CHRONIC ABALONE DEVELOPMENT BIOASSAY

DATE: 10 July - 03


STANDARD TOXICANT: Zinc

NOEC = 32.00 ug/l

IC25 = 40.68 ug/l

IC50 = 49.89 ug/l

Yours very truly,

  
Thomas (Tim) Mikel  
Laboratory Director

# **Abalone Larval Development Test-Proportion Normal**

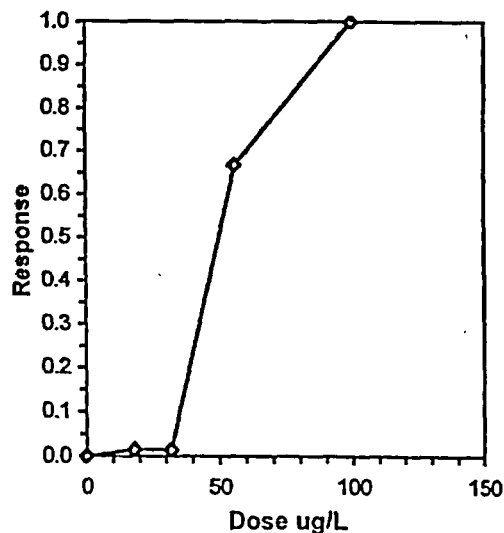
Start Date: 07/10/2003	Test ID: ABS15.2003	Sample ID: REF-Ref Toxicant
End Date: 07/12/2003	Lab ID: ABC LABS	Sample Type: ZNSO-Zinc sulfate
Sample Date: 07/10/2003	Protocol: MBP 90-Anderson et al.	Test Species: HR-Haliotis rufescens
Comments: Standard Toxicant		

Conc-ug/L	1	2	3	4	5
Control	1.0000	0.9700	0.9900	1.0000	0.9800
18	1.0000	0.9600	0.9200	0.9800	1.0000
32	1.0000	0.9900	0.9700	0.9600	0.9600
56	0.2300	0.3500	0.3700	0.4200	0.2800
100	0.0000	0.0000	0.0000	0.0000	0.0000

Conc-ug/L	Transform: Arcsin Square Root						N	t-Stat	1-Tailed Critical	MSD	Isotonic	
	Mean	N-Mean	Mean	Min	Max	CV%					Mean	N-Mean
Control	0.9880	1.0000	1.4676	1.3967	1.5208	3.761	5				0.9880	1.0000
18	0.9720	0.9838	1.4248	1.2840	1.5208	7.133	5	0.864	2.230	0.1104	0.9740	0.9858
32	0.9760	0.9879	1.4254	1.3694	1.5208	4.736	5	0.852	2.230	0.1104	0.9740	0.9858
*56	0.3300	0.3340	0.6100	0.5002	0.7051	13.294	5	17.323	2.230	0.1104	0.3300	0.3340
100	0.0000	0.0000	0.0500	0.0500	0.0500	0.000	5				0.0000	0.0000

Auxiliary Tests					Statistic	Critical	Skew	Kurt		
Shapiro-Wilk's Test indicates normal distribution (p > 0.01)					0.93726	0.868	-0.1931	-0.932		
Bartlett's Test indicates equal variances (p = 0.69)					1.45567	11.3449				
Hypothesis Test (1-tail, 0.05)	NOEC	LOEC	ChV	TU	MSDu	MSDp	MSB	MSE	F-Prob	df
Dunnett's Test	32	56	42.332		0.03433	0.0347	0.86166	0.00613	1.0E-11	3, 16

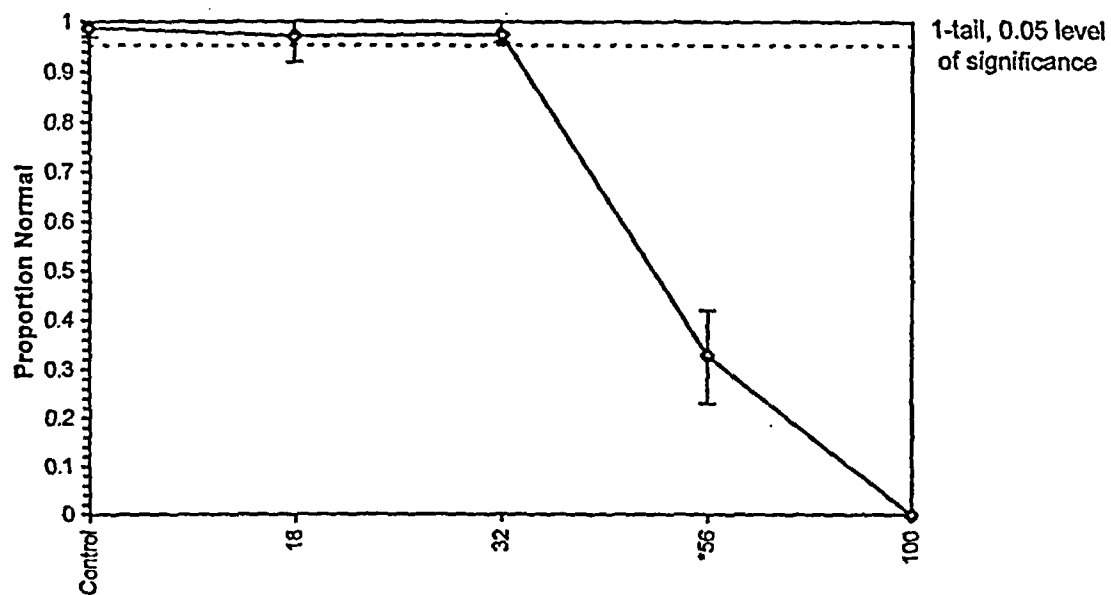
Linear Interpolation (200 Resamples)					
Point	ug/L	SD	95% CL(Exp)		Skew
IC05	33.319	0.305	32.314	34.051	0.0610
IC10	35.160	0.316	34.122	35.946	0.2176
IC15	37.001	0.348	35.880	38.009	0.3275
IC20	38.842	0.397	37.622	40.057	0.3885
IC25	40.683	0.458	39.363	42.149	0.4189
IC40	46.206	0.675	44.529	48.226	0.4437
IC50	49.888	0.833	47.810	52.391	0.4457



### Abalone Larval Development Test-Proportion Normal

Start Date: 07/10/2003	Test ID: ABS15.2003	Sample ID: REF-Ref Toxicant
End Date: 07/12/2003	Lab ID: ABC LABS	Sample Type: ZNSO-Zinc sulfate
Sample Date: 07/10/2003	Protocol: MBP 90-Anderson et al.	Test Species: HR-Haliotis rufescens
Comments: Standard Toxicant		

### Dose-Response Plot



# **Abalone Larval Development Test-Proportion Normal**

Start Date: 07/10/2003	Test ID: ABS15.2003	Sample ID: REF-Ref Toxicant
End Date: 07/12/2003	Lab ID: ABC LABS	Sample Type: ZNSO-Zinc sulfate
Sample Date: 07/10/2003	Protocol: MBP 90-Anderson et al.	Test Species: HR-Haliotis rufescens
Comments: Standard Toxicant		

## **Auxiliary Data Summary**

Conc-ug/L	Parameter	Mean	Min	Max	SD	CV%	N
Control	Temp C	15.65	15.50	15.80	0.21	2.94	2
18		15.65	15.50	15.80	0.21	2.94	2
32		15.65	15.50	15.80	0.21	2.94	2
56		15.65	15.50	15.80	0.21	2.94	2
100		15.65	15.50	15.80	0.21	2.94	2
Control	pH	7.65	7.60	7.70	0.07	3.48	2
18		7.65	7.60	7.70	0.07	3.48	2
32		7.65	7.60	7.70	0.07	3.48	2
56		7.65	7.60	7.70	0.07	3.48	2
100		7.65	7.60	7.70	0.07	3.48	2
Control	DO mg/L	6.30	5.40	7.20	1.27	17.91	2
18		6.10	5.00	7.20	1.56	20.45	2
32		5.95	5.00	6.90	1.34	19.48	2
56		5.75	4.60	6.90	1.63	22.18	2
100		5.75	4.60	6.90	1.63	22.18	2
Control	Salinity ppt	34.00	34.00	34.00	0.00	0.00	2
18		34.00	34.00	34.00	0.00	0.00	2
32		34.00	34.00	34.00	0.00	0.00	2
56		34.00	34.00	34.00	0.00	0.00	2
100		34.00	34.00	34.00	0.00	0.00	2