

NRC 2003-0078

August 25, 2003


Document Control Desk
U.S. Nuclear Regulatory Commission
Mail Station P1-137
Washington DC 20555

Ladies/Gentlemen:

DOCKETS 50-266 AND 50-301
NUCLEAR EMERGENCY PUBLIC INFORMATION PLAN AND IMPLEMENTING PROCEDURE
REVISIONS
POINT BEACH NUCLEAR PLANT, UNITS 1 AND 2

Enclosed are copies of revised procedures to the Point Beach Nuclear Plant Nuclear
Emergency Public Information Plan And Implementing Procedure Revisions. The revised
procedures dated August 4, 2003 should be filed in your copy of the manual.

Sincerely,



A.J. Cayia
Site Vice President
FAF/kmd

Enclosures

cc: NRC Resident Inspector (w/o/e)
Incident Response Center, Region III

A045

KEWAUNEE/POINT BEACH NUCLEAR
NUCLEAR EMERGENCY PUBLIC INFORMATION PLAN
AND IMPLEMENTING PROCEDURE

NEPIP INDEX
Revision 4
August 4, 2003

INDEX

PROCEDURE NUMBER	PROCEDURE TITLE	REVISION NUMBER	EFFECTIVE DATE	PERIODIC REVIEW DATE
<u>PLANS and PROCEDURES</u>				
1.0	Nuclear Emergency Public Information Plan	1	02/06/02	02/06/02
2.0	Definitions and Acronyms of Terms, Emergency Facilities and Plant Systems	1	02/06/02	02/06/02
3.0	JPIC Manager	4	08/04/03	02/06/02
4.0	Assistant JPIC Manager	3	07/12/02	02/06/02
5.0	Plant Spokesperson	3	08/04/03	02/06/02
6.0	Technical Writer (Duties have been moved to NEPIP 8.0)		CANCELED	
7.0	ERF Communicator	1	07/12/02	02/06/02
8.0	JPIC Technical Briefer	2	07/12/02	02/06/02
9.0	Media Technical Briefer/Monitor	2	07/12/02	
10.0	Telephone Response Center Technical Briefer (JPIC Position deleted.)		CANCELED	
11.0	Media Center Coordinator	2	07/12/02	02/06/02
12.0	Newswriter	2	07/12/02	02/06/02
13.0	Telephone Response Director	3	07/12/02	02/06/02
14.0	Assistant Telephone Response Director	3	07/12/02	02/06/02
15.0	Executive Spokesperson	1	02/06/02	02/06/02
16.0	JPIC Support	2	07/12/02	02/06/02
17.0	Media Center Support	1	02/06/02	02/06/02
18.0	AV/Computer Coordinator	1	02/06/02	02/06/02

KEWAUNEE/POINT BEACH NUCLEAR
NUCLEAR EMERGENCY PUBLIC INFORMATION PLAN
AND IMPLEMENTING PROCEDURE

NEPIP INDEX
Revision 4
August 4, 2003

INDEX

PROCEDURE NUMBER	PROCEDURE TITLE	REVISION NUMBER	EFFECTIVE DATE	PERIODIC REVIEW DATE
19.0	Reserved for Future Use			
20.0	Corporate Liaison	1	07/12/02	02/06/02
21.0	Reserved for Future Use			
22.0	Employee Communications Coordinator	3	08/04/03	02/06/02
23.0	Reserved for Future Use			
24.0	Government Liaison (Position and procedure deleted.)		CANCELED	

KEWAUNEE/POINT BEACH NUCLEAR
NUCLEAR EMERGENCY PUBLIC INFORMATION PLAN
AND IMPLEMENTING PROCEDURE

NEPIP INDEX
Revision 3
July 12, 2002

INDEX

PROCEDURE NUMBER	PROCEDURE TITLE	REVISION NUMBER	EFFECTIVE DATE	PERIODIC REVIEW DATE
<u>APPENDICES</u>				
1.0	Reserved for Future Use			
2.0	Reserved for Future Use			
3.0	Facility Set-Up Directions	1	02/06/02	02/06/02
4.0	Equipment and Supply Inventories	4	08/04/03	02/06/02
5.0	Equipment Directions	3	08/04/03	02/06/02
6.0	Reserved for Future Use			
7.0	Briefing Guidelines	1	02/06/02	02/06/02
8.0	News Statement Development Guideline	3	08/04/03	02/06/02
9.0	Emergency Public Information Response Forms	3	08/04/03	02/06/02
10.0	Fax Broadcasting (Deleted and moved to JPIC Support NEPIP)		CANCELED	
11.0	Reserved for Future Use			
12.0	News Bulletin and Newslane (Deleted and moved to Employee Communications Coordinator NEPIP)		CANCELED	
13.0	Reserved for Future Use			
14.0	Reserved for Future Use			
15.0	Reserved for Future Use			
16.0	WPS JPIC Response Team	1	02/06/02	02/06/02

KEWAUNEE/POINT BEACH NUCLEAR
NUCLEAR EMERGENCY PUBLIC INFORMATION PLAN
AND IMPLEMENTING PROCEDURE

NEPIP INDEX
Revision 3
July 12, 2002

INDEX

PROCEDURE NUMBER	PROCEDURE TITLE	REVISION NUMBER	EFFECTIVE DATE	PERIODIC REVIEW DATE
17.0	JPIC, MBC, and TRC Descriptions	4	08/04/03	02/06/02
18.0	Recovery	1	02/06/02	02/06/02
19.0	Media Information Package - Kewaunee Nuclear Site	2	08/04/03	02/06/02
20.0	Media Information Package – Point Beach Nuclear Site	2	08/04/03	02/06/02

NEPIP 3.0

JPIC MANAGER

DOCUMENT TYPE: Administrative

REVISION: 4

EFFECTIVE DATE: August 4, 2003

APPROVAL AUTHORITY: Department Manager

PROCEDURE OWNER (title): Group Head

OWNER GROUP: Emergency Preparedness

JPIC MANAGER

TABLE OF CONTENTS

SECTION	TITLE	PAGE
1.0	PURPOSE	3
2.0	DISCUSSION	3
3.0	RESPONSIBILITIES	3
4.0	PROCEDURE	4
4.1	Notification.....	4
4.2	Activation	4
4.3	Response Checklist	7
4.4	News Briefings	7
4.5	News Statements	9
4.6	Other Activities	10
4.7	Escalation	11
4.8	Media Briefing Center Relocation	11
4.9	Turnover Duties.....	12
4.10	De-Activation	13
5.0	REFERENCES	15
6.0	BASES	15
7.0	RECORDS	15

JPIC MANAGER

1.0 PURPOSE

This procedure has been developed to ensure the proper and effective response to emergencies at Kewaunee/Point Beach (KPB) Nuclear site by the JPIC Manager in support of public information activities.

2.0 DISCUSSION

None

3.0 RESPONSIBILITIES

The JPIC Manager is responsible for the overall command and control of the Joint Public Information Center (JPIC). Responsibilities include:

- 3.1 Overall command and control of the JPIC response and the communications provided to the public and media.
- 3.2 Direction of news statement development, news briefings, and public relations.
- 3.3 Notification of the news media of the emergency, the current status, and provide rumor control.
- 3.4 Communication and coordination of public information response by federal, state, and local agencies.
- 3.5 Ensuring designated federal, state, and local governmental officials are kept apprised of the emergency.
- 3.6 Oversight of media monitoring and telephone response activities from the media, public, and employees.
- 3.7 Communication and coordination of public information response with the Nuclear Management Company and Site Owner Companies Communications Departments (Wisconsin Public Service or Wisconsin Electric).

JPIC MANAGER

		Initials	Time
4.0	<u>PROCEDURE</u>		
4.1	<u>Notification</u>		
4.1.1	Receive notification via pager activation or other communication methods.		
4.1.2	If the paging system is not operable, initiate a manual callout of the following ERO personnel and direct them to report to the JPIC (ETD 01).		
	a. Plant Spokesperson - Also direct that position to initiate a manual callout of ERO personnel per their NEPIP 5.0.		
	b. Assistant JPIC Manager - Also direct that position to initiate a manual callout of ERO personnel per their NEPIP 4.0.		
4.1.3	Make the following contacts to initiate the WPS security and JPIC setup process:		
	a. WPS Public Affairs Media Hotline (ETD 04) advising them of the event in progress.		
	b. Activate the WPS JPIC Response Team (ETD 03) pagers to start setup of all facilities in accordance with Appendix 16.0.		
	c. Pieschek Security Contractor (ETD 02) to secure the WPS corporate offices and for ongoing security of WPS, JPIC ERO, and media in accordance with Kewaunee Nuclear EPIP-EOF-12.		
4.2	<u>Activation</u>		
4.2.1	Report to the JPIC, with picture identification.		
4.2.2	Sign in and receive ID Badge at security checkpoint (if security is activated).		

KEWAUNEE/POINT BEACH NUCLEAR
NUCLEAR EMERGENCY PUBLIC INFORMATION PLAN
AND IMPLEMENTING PROCEDURE

NEPIP 3.0
Revision 4
August 4, 2003

JPIC MANAGER

		Initials	Time
4.2.3	Sign in on the JPIC staff board and initiate a JPIC position narrative log (NEPIP Form 9.5).		
4.2.4	Brief the personnel that have already arrived of your expectations .		
a.	Activation goal of facility		
b.	Prompt setup per Appendix 3.0 and Appendix 4.0.		
c.	Direct the Assistant JPIC Manager to		
	• Monitor the staffing of JPIC ERO positions and make additional contacts as necessary.		
	• Contact NRC and PSCW PIOs of the event		
	• Contact the State and County EOCs to determine their level of response and PIOs arrival time.		
d.	Direct the Employee Communications Coordinator to make calls to NMC and Owner Company Communications Departments, plus the KPB site reception desks.		
e.	Direct the Newswriter (or designee) to		
	• Prepare NEPIP Form 9.1, Emergency Notification to KPB-NMC-WPS or WE and have faxed those locations.		
	• Initiate the first news statement, including a map to Media Briefing Center (Appendix 17.0) and have faxed to all media.		
f.	Direct the Assistant Telephone Response Director to:		
	• Ensure staff is responding to the Telephone Response Centers (WPS and WE for Point Beach event) for set-up and activation.		

JPIC MANAGER

		Initials	Time
	<ul style="list-style-type: none"> Make an announcement to the JPIC when the Telephone Response Center(s) are ready to receive calls. 		
	g. Ensure that Media Briefing Center staff is responding to that location for set-up and activation.		
	h. Direct the ERF Communicator and JPIC Technical Briefer to provide a brief plant status update now and a formal plant status update to the JPIC once all positions are staffed.		
	i. Direct the JPIC personnel regarding delaying the press release of a SITE EMERGENCY OR GENERAL EMERGENCY until after the financial stock exchange notification responsibilities have been met by the Financial Communications Coordinator (FCC), or JPIC Manager if FCC is unavailable.		
	j. Introduce the JPIC Management Committee, names and their titles, to the JPIC staff.		
	k. Brief personnel on any other expectations you have for the JPIC response.		
4.2.5	Set up your work station, obtain any necessary equipment, materials or reference documents you may require.		
4.2.6	Declare the JPIC activated when the personnel who are present can fill the basic functions of the JPIC.		
4.2.7	Inform the following when the JPIC is declared activated.		
	a. Emergency Operations Facility (EOF) via the ERF Communicator in the JPIC		
	b. Media Briefing Center Coordinator		
	c. Telephone Response Center Director(s)		

JPIC MANAGER

4.3 Response Checklist

- 4.3.1 Coordinate the entire JPIC response.
- 4.3.2 If there are injuries or deaths, DO NOT release names until the family has been contacted. Direct the Employee Communications Coordinator to assist in those contacts, coordinating their effort with the K-Emergency Response Manager or PB-TSC Manager.
- 4.3.3 Determine the need for an Executive Spokesperson from the NMC or owner company to be present in the JPIC to assist the Plant Spokesperson.
- 4.3.4 Coordinate response activities with other JPIC agencies, using the Assistant JPIC Manager as a liaison.
- 4.3.5 Participate in the JPIC Management Committee if the federal and local agencies are present.
- 4.3.6 Coordinate the initial and continuing contacts, plus public inquiries received from Federal, State, and local elected officials with the State and County PIOs.
- 4.3.7 If the State and County PIOs would like the activities and public statements made by public officials via broadcast or newspapers monitored, provide that direction to the Media Monitor.
- 4.3.8 Coordinate requests from public officials for meetings, discussions, or site and emergency response facility tours with the Plant Spokesperson and the K-Emergency Response Manager or PB-Emergency Director.

4.4 News Briefings

NOTE: The Media Information Packages for Kewaunee and Point Beach (Appendix 19.0 and Appendix 20.0) may provide some assistance in preparing for a news briefing.

- 4.4.1 Coordinate times for all news briefings with the Plant Spokesperson and JPIC Management Committee.

JPIC MANAGER

- 4.4.2 Ensure the briefing times were announced to everyone in the JPIC, EOF (via the ERF Communicator), Media Briefing Center, and Telephone Response Center.
- 4.4.3 Ensure news briefings are conducted in a timely manner AND when critical events have occurred.
- 4.4.4 Work with other agencies to anticipate upcoming issues, questions and possible problems.
- 4.4.5 Assist the Plant Spokesperson in preparing for each news briefing by anticipating questions, and determining graphic or visual aids needs (Appendix 4.0). Request assistance from the JPIC Technical Briefer as needed.
- 4.4.6 Request assistance from the Corporate Liaison (or Financial Communications Coordinator and/or Insurance Communications Coordinator) if there are finance and insurance issues. The representatives from the Owner Company can appear in the news briefing if deemed appropriate.
- 4.4.7 Contact the Media Center Coordinator in the Media Briefing Center at least ten minutes prior to news briefing time to direct:
 - a. Set-up of plant graphics
 - b. Making an announcement of the news briefing time
 - c. Placing nameplates of those who will be appearing so name placards can be prepared
 - d. Removing all extra chairs from the stage
- 4.4.8 Gather all briefing participants FIVE MINUTES prior to news briefing to briefly share information to be presented.
- 4.4.9 Agree among news briefing participants on the order in which information will be presented, based upon importance.
- 4.4.10 Prepare Media Briefing Introductory Statement (NEPIP Form 7.2).
- 4.4.11 Ensure all spokespersons report to the Media Briefing Center together. If needed, it is permissible for spokespersons to report late if late-breaking information is coming in.

JPIC MANAGER

- 4.4.12 Moderate all news briefings. The JPIC Management Committee may select an additional moderator. Remember to repeat all media questions into the microphone and then direct the question to the appropriate person.
- 4.4.13 Receive a pre-arranged signal from the JPIC Technical Briefer if significant information becomes available.
- 4.4.14 Bring News Briefings to a close, if it has lasted over 45 minutes or if it appears something significant has occurred.
- 4.4.15 Permit one-on-one interviews only when time permits. Such interviews can only be granted with the unanimous consent of the JPIC Management Committee.
- 4.4.16 Receive a list of all unanswered plant questions and follow-up requests from the Media Center Coordinator following news briefings.
- 4.4.17 Provide the list of unanswered questions from the briefing to the JPIC Technical Briefer with instructions to have answers by the next briefing.
- 4.4.18 Ensure requested follow up information is provided to media.

4.5 News Statements

- 4.5.1 Direct the Newswriter to prepare news statements on the emergency as new information becomes available or if it escalates or ends. Include the location and time of the next news briefing.
- 4.5.2 Provide comments to the Newswriter on all news statements.
- 4.5.3 Ensure other JPIC agencies receive a copy of the news statement prior to the approval process and distribution for their comments.
- 4.5.4 Review finalized news statements from the Newswriter, or Plant Spokesperson, documenting your review on NEPIP Form 9.2, News Statement Approval Form.
- 4.5.5 Receive approval of finalized news statements (NEPIP Form 9.2) from SM/ED or ED or ERM.
- 4.5.6 Direct the Employee Communications Coordinator, Newswriter, and JPIC Support to distribute the news statement per their procedure.
- 4.5.7 Review news statements from other JPIC agencies news statements to ensure accuracy, prior to distribution.

JPIC MANAGER

4.6 Other Activities

- 4.6.1 Ensure calls that the Telephone Response Center(s) can not answer are being forwarded via e-mail to the Newswriter and distributed to the correct people by the Assistant Telephone Response Director:
 - a. Employee issues - To Site Employee Communications Coordinator
 - b. Insurance issues - To Corporate Liaison - Insurance Communications Coordinator
 - c. Financial issues - To Corporate Liaison - Financial Communications Coordinator
 - d. Public health and safety issues - To Wisconsin/Manitowoc/Kewaunee Public Information Officers
 - e. Media issues - To Assistant JPIC Manager
- 4.6.2 Conduct frequent full-facility briefings for the ERO staff regarding:
 - a. Facility expectations (be brief)
 - b. Status of event in progress
 - c. Priorities of JPIC and associated areas
 - d. Poll ERO staff for questions or areas of concern
 - e. Ask if anyone has noticed any potential rumor trends.
 - f. Remind ERO staff to periodically review their procedures to ensure they are in compliance.
- 4.6.3 Respond to rumors or recurrent questions that you receive from the JPIC responders. Coordinate corrective action via news statements, news briefing announcements, voice mail or other.
- 4.6.4 Direct requests for food/beverages and other supply or equipment needs to the Assistant JPIC Manager for resolution.
- 4.6.5 Assign the Assistant JPIC Manager the task of putting together a second shift of responders if it appears the JPIC will remain functional for more than 12 hours.
- 4.6.6 Ensure the JPIC continues to operate during plant and offsite recovery efforts.

JPIC MANAGER

4.7 Escalation

CAUTION

DO NOT RELEASE information about an emergency escalation to the public until the State and County notifications have been made by the site Control Room or EOF **AND** there is a consensus from the agencies represented in the JPIC.

Ensure that public announcement of an emergency escalation to Site Emergency or General Emergency doesn't occur until 10 minutes **AFTER** the financial markets have been notified by the Financial Communications Coordinator or JPIC Manager if FCC is unavailable. The Corporate Liaison can provide a status update of this notification.

- 4.7.1 Direct the Corporate Liaison to keep you informed of the contact status of the financial markets by the Financial Communications Coordinator.
- 4.7.2 Direct the Newswriter to develop a news statement concerning the change in status, and a tentative briefing time and location.
- 4.7.3 Arrange to have the next briefing time announced in the Media Briefing Center.
- 4.7.4 Ensure all personnel review their procedures and complete notifications as appropriate.

4.8 Media Briefing Center Relocation

If the Media Briefing Center becomes overcrowded, direct the Assistant JPIC Manager to work with the K-Admin/Logistics Director or PB-Resource Coordinator (ETD 03) to locate an alternate site (i.e.; WBAY Auditorium, Embassy Suites, or Holiday Inn). Request they keep you apprised of the progress.

JPIC MANAGER

		<u>Initials</u>	<u>Time</u>
4.9	<u>Turnover Duties</u>		
4.9.1	Prior to your relief's arrival:		
	a. Assemble all records in a chronological order.	_____	_____
	b. Record all commitments made for your position during your shift and identify:		
	• Commitments pending		
	• Who requested the information or product.	_____	_____
	c. Identify all procedures currently in use.	_____	_____
	d. Notify the Assistant JPIC Manager of any supplies that need replenishing.	_____	_____
4.9.2	Upon your relief's arrival:		
	a. Review the current event status with your relief.	_____	_____
	b. Review priorities of the facility.	_____	_____
	c. Review responsibilities assigned or assumed.	_____	_____
	d. Review any deviations from expected operations.	_____	_____
	e. Review information already transmitted and to whom. Use your notes, copies of forms, and log sheets.	_____	_____
	f. Review commitments made for your ERO position and to whom they were made.	_____	_____
	g. Assure your relief knows the names and telephone numbers of your contacts.	_____	_____

JPIC MANAGER

	<u>Initials</u>	<u>Time</u>
h. Discuss the K-Emergency Response Manager or PB-Emergency Director's expectations.	_____	_____
i. Contact offsite agencies or other facilities that you have been communicating with and provide the name of your relief.	_____	_____
j. Instruct relief to implement a new NEPIP.	_____	_____
Signature of Off-Going _____ / _____		
Name	Date	Time
Signature of On-Coming _____ / _____		
Name	Date	Time

4.10 De-Activation

NOTE: Media interest, not plant status, dictates continuation of response operations; however ensure you have a consensus from the K-Emergency Response Manager or PB-Emergency Director.

4.10.1	Consider de-activation of the response facilities when news media interest subsides.	_____	_____
4.10.2	De-activation must be agreed upon and coordinated by all agencies, including coordinated with the Recovery Plans being implemented by the K-Emergency Response Manager or PB-Emergency Director. (Appendix 18.0).	_____	_____
4.10.3	Ensure the JPIC ERO staff, and State and County PIOs, are notifying their contacts of the de-activation, including the ones made in the Activation section of their NEPIPs.	_____	_____
4.10.4	Consider releasing selected responders based on need (Appendix 18.0). Ensure that as responders are released, they complete their de-activation procedures.	_____	_____

JPIC MANAGER

		<u>Initials</u>	<u>Time</u>
4.10.5	Determine and coordinate with the Plant Spokesperson, Assistant Telephone Response Director, and Telephone Response Director how continued inquiry response will be handled by the Plant. Coordinate the handling of future inquiries with the other agencies in the JPIC.	_____	_____
4.10.6	Direct the Newswriter to develop a news statement concerning the de-activation and the point of contact for any continued or long term media interest.	_____	_____
4.10.7	Inform the following emergency response facilities of the JPIC de-activation.		
	a. Emergency Operations Facility (EOF)	_____	_____
	b. Media Briefing Center	_____	_____
	c. Telephone Response Center	_____	_____
4.10.8	Ensure all papers, tapes, forms, logs and notes for each ERO position are gathered and provided to you with a cover sheet including name, position title and date.	_____	_____
4.10.9	Receive a list of supplies and/or equipment that require replacement from each responder.	_____	_____
4.10.10	Dismiss personnel as they complete their de-activation tasks.	_____	_____
4.10.11	Ensure an inventory of all supplies and equipment is immediately conducted by the responding JPIC Support and Media Support staff to return the facility to a state of readiness. The inventory should include the immediate replacement of materials as required. (Appendix 4.0)	_____	_____
4.10.12	Arrange to meet with the K-Emergency Response Manager or PB-Emergency Director and KPB Manager Emergency Preparedness to provide all response documentation and a detailed report on the response.	_____	_____

JPIC MANAGER

5.0 REFERENCES

- 5.1 Emergency Telephone Directory (ETD)
- 5.2 Kewaunee Nuclear EPIP-EOF-12, Media Center/Emergency Operation Facility/Joint Public Information Center Security
- 5.3 NEPIP Appendix 3.0, Facility Set-Up Directions
- 5.4 NEPIP Appendix 4.0, Equipment and Supply Inventories
- 5.5 NEPIP Appendix 7.0, Briefing Guidelines
- 5.6 NEPIP Appendix 16.0, WPS JPIC Response Team
- 5.7 NEPIP Appendix 17.0, JPIC, MBC, and TRC Diagrams
- 5.8 NEPIP Appendix 18.0, Recovery
- 5.9 NEPIP Appendix 19.0, Media Information Package - Kewaunee Nuclear Site
- 5.10 NEPIP Appendix 20.0, Media Information Package - Point Beach Nuclear Site

6.0 BASES

NEPIP 1.0, Nuclear Emergency Public Information Plan

7.0 RECORDS

- 7.1 NEPIP Form 7.2, Media Briefing Introductory Statement
- 7.2 NEPIP Form 9.1, Emergency Notification to KPB-NMC-WPS or WE
- 7.3 NEPIP Form 9.2, News Statement Approval Form
- 7.4 NEPIP Form 9.5, JPIC Position Narrative Log

NEPIP 5.0

PLANT SPOKESPERSON

DOCUMENT TYPE: Administrative

REVISION: 3

EFFECTIVE DATE: August 4, 2003

APPROVAL AUTHORITY: Department Manager

PROCEDURE OWNER (title): Group Head

OWNER GROUP: Emergency Preparedness

PLANT SPOKESPERSON

TABLE OF CONTENTS

SECTION	TITLE	PAGE
1.0	PURPOSE	3
2.0	DISCUSSION	3
3.0	RESPONSIBILITIES	3
4.0	PROCEDURE	3
4.1	Notification	3
4.2	Activation	3
4.3	Response Checklist	4
4.4	News Briefings	4
4.5	News Statements	5
4.6	Other Activities	5
4.7	Escalation	6
4.8	Turnover Duties	6
4.9	De-Activation	8
5.0	REFERENCES	8
6.0	BASES	8
7.0	RECORDS	9

PLANT SPOKESPERSON

1.0 PURPOSE

This procedure has been developed to ensure the proper and effective response to emergencies at Kewaunee/Point Beach (KPB) Nuclear sites by the Plant Spokesperson in support of public information activities.

2.0 DISCUSSION

None

3.0 RESPONSIBILITIES

The Plant Spokesperson is responsible for serving as the principal spokesperson for the plant events in progress by staying apprised of ongoing event status and reporting this information during media briefings.

4.0 PROCEDURE

		<u>Initials</u>	<u>Time</u>
4.1	<u>Notification</u>		
4.1.1	Receive notification via pager activation or other communication methods.	_____	_____
4.1.2	If the paging system is not operable, initiate a manual callout of the following ERO personnel and direct them to report to the JPIC (ETD 01).		
	a. Newswriter	_____	_____
	b. ERF Communicator-JPIC	_____	_____
	c. Corporate Liaison	_____	_____
	d. Employee Communications Coordinator	_____	_____
4.2	<u>Activation</u>		
4.2.1	Report to the JPIC, with picture identification.	_____	_____
4.2.2	Sign in and receive ID Badge at security checkpoint (if security is activated).	_____	_____

PLANT SPOKESPERSON

		<u>Initials</u>	<u>Time</u>
4.2.3	Inform the Assistant JPIC Manager of your arrival and sign in on the JPIC staff board.	_____	_____
4.2.4	Initiate a JPIC position narrative log (NEPIP Form 9.5).	_____	_____
4.2.5	Set up your work station. Obtain necessary materials or reference documents you may require.	_____	_____
4.2.6	Assist with the setup of the JPIC if necessary (Appendix 3.0).	_____	_____
4.2.7	Receive any special response directions from the JPIC Manager.	_____	_____
4.3	<u>Response Checklist</u>		
4.3.1	Utilize the JPIC Technical Briefer's assistance in interpreting plant conditions, understanding the emergency situation, and reviewing news statements, as needed.		
4.3.2	If there are injuries or deaths, check with JPIC Manager to ensure an Employee Communications Coordinator is aware of the situation for coordination of any actions with the K-Emergency Response Manager or PB-TSC Manager. DO NOT release the name or status of the person until the family has been notified		
4.3.3	Coordinate plant information with the other JPIC agencies.		
4.4	<u>News Briefings</u>		
4.4.1	Use the Spokesperson Preparation Sheet to make notes for the next news briefing (NEPIP Form 7.1). Be prepared to present a brief synopsis (2-3 minutes) of the major events that have taken place. Give the most current information first, followed by a brief but thorough review of previous events.		
4.4.2	Determine an appropriate time with the JPIC Manager to conduct a briefing for the news media. This must be coordinated with the other JPIC agencies present.		
4.4.3	Prepare for news briefings, including previously unanswered questions, utilizing the JPIC Manager, JPIC Technical Briefer, and Newswriter, as necessary.		

PLANT SPOKESPERSON

- 4.4.4 Prepare for potential insurance, finance, liability, and injured person questions person questions prior to news briefings. Coordinate with the Corporate Liaison for these types of questions.
- 4.4.5 Provide plant information to JPIC agencies in a meeting prior to each scheduled news briefing.
- 4.4.6 With JPIC Manager's assistance, anticipate potential media questions and topics (Appendix 7.0) and determine which graphics or visual aids will be needed during the news briefing (Appendix 4.0). The Media Information Package given to the media as they arrive may also be a source of information (Appendix 19.0 and 20.0).
- 4.4.7 Participate in news briefings, providing plant status, plant response and personnel injury information to the news media, and giving most current information first. Include information about systems that are working; site ERO, etc.
- 4.4.8 Respond to news media inquiries after your statement following basic Briefing Guidelines (Appendix 7.0).
- 4.4.9 Rely on the JPIC Manager to repeat questions. Assist in controlling briefings and in noting follow-up requests.
- 4.4.10 Refer one-on-one interview requests to the JPIC Manager.

4.5 News Statements

- 4.5.1 Provide comments to the Newswriter on all news statements.
- 4.5.2 Review finalized news statements from Newswriter and document your review on the News Statement Approval Form (NEPIP Form 9.2).

4.6 Other Activities

- 4.6.1 Respond to specific news media calls, ONLY if the Call Center and Assistant JPIC Manager needs assistance.
- 4.6.2 Work with the JPIC Manager to ensure the plant response to the media and public is adequate.

PLANT SPOKESPERSON

4.7 Escalation

CAUTIONS

DO NOT RELEASE information about an emergency escalation to the public until the State and County notifications have been made by the site Control Room or EOF **AND** there is a consensus from the agencies represented in the JPIC.

Ensure that public announcement of an emergency escalation to Site Emergency or General Emergency doesn't occur until 10 minutes **AFTER** the financial markets have been notified by the Financial Communications Coordinator or JPIC Manager if FCC is unavailable. The Corporate Liaison can provide a status update of this notification.

- 4.7.1 Receive notification of an escalation of the emergency and a status update from the EOF.
- 4.7.2 Determine with the JPIC Manager a news briefing time to update the news media.
- 4.7.3 Ensure the ERF Communicator-JPIC provides a brief update to JPIC personnel on the escalation of the emergency.
- 4.7.4 Ensure your notification responsibilities are done.

4.8 Turnover Duties

4.8.1 Prior to your relief's arrival:

- a. Assemble all records in a chronological order.
- b. Record all commitments shift and identify:
 - Commitments pending
 - Who requested the information or product.
- c. Identify all procedures currently in use.
- d. Notify the Assistant JPIC Manager of any supplies that need replenishing.

<u>Initials</u>	<u>Time</u>

PLANT SPOKESPERSON

4.8.2 Upon your relief's arrival:

a. Review the current event status with your relief.

b. Review priorities of the facility.

c. Review responsibilities assigned or assumed.

d. Review any deviations from expected operations.

e. Review information already transmitted and to whom.
Use your notes, copies of forms, and log sheets.

f. Review commitments made for your ERO position
and to whom they were made.

g. Assure your relief knows the names and telephone
numbers of your contacts.

h. Discuss the JPIC Manager's expectations.

i. Contact offsite agencies or other facilities that you
have been communicating with and provide the name
of your relief.

j. Instruct relief to implement a new NEPIP.

Signature of Off-Going _____ / _____
Name Date / Time

Signature of On-Coming _____ / _____
Name Date / Time

PLANT SPOKESPERSON

		<u>Initials</u>	<u>Time</u>
4.9	<u>De-Activation</u>		
4.9.1	Refer to Appendix 18.0 for important notes about recovery.	_____	_____
4.9.2	With the JPIC Manager, coordinate a plan for continued media and public inquiries that will be handled by the plant.		
4.9.3	Upon de-activation of the emergency response facility, return your work area to a pre-emergency state.	_____	_____
4.9.4	Inform the JPIC Manager of any supplies or equipment that will need replacement.	_____	_____
4.9.5	Gather all reports, forms, logs and notes.	_____	_____
4.9.6	Provide all papers to the JPIC Manager with a cover sheet containing your name, position title and the date.	_____	_____
4.9.7	Coordinate with the JPIC Manager for dismissal once your activities are completed.	_____	_____

5.0 REFERENCES

- 5.1 Emergency Telephone Directory (ETD)
- 5.2 NEPIP Appendix 3.0, Facility Set-Up Directions
- 5.3 NEPIP Appendix 4.0, Equipment and Supply Inventories
- 5.4 NEPIP Appendix 7.0, Briefing Guidelines
- 5.5 NEPIP Appendix 19.0, Media Information Package- Kewaunee Nuclear Site
- 5.6 NEPIP Appendix 20.0, Media Information Package- Point Beach Nuclear Site
- 5.7 NEPIP Appendix 18.0, Recovery

6.0 BASES

NEPIP 1.0, Nuclear Emergency Public Information Plan

PLANT SPOKESPERSON

7.0 RECORDS

- 7.1 NEPIP Form 7.1, Spokesperson Preparation Sheet
- 7.2 NEPIP Form 9.2, News Statement Approval Form
- 7.3 NEPIP Form 9.5, JPIC Position Narrative Log

NEPIP 22.0

EMPLOYEE COMMUNICATIONS COORDINATOR

DOCUMENT TYPE: Administrative

REVISION: 3

EFFECTIVE DATE: August 4, 2003

APPROVAL AUTHORITY: Department Manager

PROCEDURE OWNER (title): Group Head

OWNER GROUP: Emergency Preparedness

EMPLOYEE COMMUNICATIONS COORDINATOR

TABLE OF CONTENTS

SECTION	TITLE	PAGE
1.0	PURPOSE	3
2.0	DISCUSSION	3
3.0	RESPONSIBILITIES	3
4.0	PROCEDURE	4
4.1	Notification.....	4
4.2	Activation	4
4.3	Response Checklist	6
4.4	News Briefings	6
4.5	News Statements	6
4.6	Other Activities	7
4.7	Escalation	7
4.8	Turnover Duties.....	7
4.9	De-Activation	8
5.0	REFERENCES	10
6.0	BASES	10
7.0	RECORDS	10
	ATTACHMENT A VOICE MAILS AND E-MAILS TO KPB SITE PERSONNEL	11

EMPLOYEE COMMUNICATIONS COORDINATOR

1.0 PURPOSE

This procedure has been developed to ensure the proper and effective response to emergencies at Kewaunee/Point Beach (KPB) Nuclear sites by the Employee Communications Coordinator in support of public information activities.

2.0 DISCUSSION

The JPIC facility has a workstation that may be used by a representative from the WPS Public Affairs or We Energies (We) Corporate Communications, based on the site that is under the emergency. A representative from NMC Communications may also be present in that facility. Any communications they choose to make related to their personnel, co-owners, or other divisions of their company, would be done from their normal process. The possibility exists that all of their communications would be done from their daily workstations as it is optional for them to respond to the JPIC.

3.0 RESPONSIBILITIES

The Employee Communications Coordinator is responsible for providing select regular updates on the emergency status via fax, voice message, e-mail, or direct telephone communications to:

- 3.1 KPB Site Employees can check the status of the event, even after released from the site.
- 3.2 NMC Corporate Communications are responsible for providing this information to Corporate personnel and active or retired employees of other fleet nuclear sites, as deemed appropriate.
- 3.3 WPS Public Affairs or We Energies Corporate Communications (owner company based on the site affected by the emergency) are responsible for providing this information to Corporate personnel, other divisions, and active or retired employees, as deemed appropriate.

EMPLOYEE COMMUNICATIONS COORDINATOR

		<u>Initials</u>	<u>Time</u>
4.0	<u>PROCEDURE</u>		
4.1	<u>Notification</u>		
4.1.1	Receive notification via pager activation or other communication methods.	_____	_____
4.2	<u>Activation</u>		
4.2.1	Report to the JPIC, with picture identification.	_____	_____
4.2.2	Sign in and receive ID Badge at security checkpoint (if security is activated).	_____	_____
4.2.3	Inform the Assistant JPIC Manager of your arrival and sign in on the JPIC staff board.	_____	_____
4.2.4	Initiate a JPIC position narrative log (Form 9.5).	_____	_____
4.2.5	Set up your work station, obtain any necessary equipment, materials or reference documents you may require.	_____	_____
4.2.6	Test equipment and report any phone, fax, or computer problems to the AV/Computer Coordinator (computer instructions are in Appendix 5.0).	_____	_____
4.2.7	Receive all disseminated news statements and status updates to date from the JPIC Support staff.	_____	_____
4.2.8	Notify the Assistant Telephone Response Director to forward all calls from employees to you.	_____	_____
4.2.9	Receive an update of current plant status and situation from the JPIC Technical Briefer.	_____	_____
4.2.10	Contact the following locations and: a. Notify them of the event in progress and the site impacted. b. Provide your name and ERO title of Employee Communications Coordinator	_____	_____

EMPLOYEE COMMUNICATIONS COORDINATOR

		Initials	Time
c.	Provide the phone number you can be contacted at.		
d.	Verify the hotline 800 number is activated and staffed with the Assistant Telephone Response Director.		
e.	Direct them to forward all phone calls from the general public, media, and employees to 1-800-838-6192.		
	• Point Beach Site Reception Desk (ETD 03)		
	• Kewaunee Site Reception Desk (ETD 03)		
	• Energy Center (ETD 03)		
	• WPS Reception Desk (ETD 04)		
	• WPS Main Desk (ETD 04)		
	• NMC Reception Desk (ETD 04)		
	• WE Reception Desk (ETD 04) (PB ONLY)		
<p>NOTE: Ensure the NMC/WPS/WE Communications Departments know that is their responsibility to notify their active and retired personnel, plus any other co-owners of the utility, and other divisions of the company, based on their decisions and per their normal process.</p>			
	• NMC Communications Department (ETD 04)		
	• WE Corporate Communications Media Line (ETD 04)		
	• WPS Public Affairs Media Line (ETD 04)		
4.2.11	Receive any special response directions from the JPIC Manager.		

EMPLOYEE COMMUNICATIONS COORDINATOR

4.3 Response Checklist

- 4.3.1 Periodically request the status of accountability of personnel at the plant, injuries or fatalities, and notification of family from the JPIC Technical Briefer.
- 4.3.2 Utilize the JPIC Technical Briefer to explain status of event, if necessary.
- 4.3.3 Respond to inquiries concerning employee aspects and return employee calls that are referred to you, completing Form 9.3, Telephone Response Message Form, trending for possible rumors.

NOTE: Names of injured personnel or casualties will be released by the plant upon notification of family, coordinated with your position and the K-Emergency Response Manager or PB-TSC Manager. You may be asked to assist in the process of making notifications of the family.

- 4.3.4 Respond to inquiries concerning injured personnel or casualties and follow-up on requests for information.

4.4 News Briefings

Monitor news briefings on the JPIC TV monitors.

4.5 News Statements

- 4.5.1 Receive all approved news statements (i.e., bulletin, news statement, chronology, briefing summary, backgrounder) from the JPIC Support staff.
- 4.5.2 Ensure news statements will meet the employee's needs, revise if necessary (obtaining JPIC Manager approval), and post to the KPB site personnel via voice mail and/or e-mails per Attachment A.
- 4.5.3 Ensure the JPIC Support staff had faxed the news statement to the NMC and WE or WPS Communications departments.
- 4.5.4 Call the NMC and WE or WPS communications personnel previously contacted, and provide an update of the event, including discussion of the faxed news statement.

EMPLOYEE COMMUNICATIONS COORDINATOR

4.5.5 Request a periodic chronological time line of the major events from the Newswriter and distribute to:

- a. KPB site personnel via voice mail and/or e-mails per Attachment A.
- b. NMC and WE or WPS communications contacts, via fax and phone.

4.5.6 Request assistance from the JPIC Support staff if needed.

4.5.7 Contact the AV/Computer Coordinator for computer assistance, if needed (ETD 03).

4.6 Other Activities

None

4.7 Escalation

Notify the contacts you have been communicating with about the escalation.

4.8 Turnover Duties

		<u>Initials</u>	<u>Time</u>
4.8.1	Prior to your relief's arrival:		
	a. Assemble all records in a chronological order.	_____	_____
	b. Record all commitments made for your position during your shift and identify:		
	• Commitments pending.		
	• Who requested the information or product.	_____	_____
	c. Identify all procedures currently in use.	_____	_____
	d. Notify the Assistant JPIC Manager of any supplies that need replenishing.	_____	_____
4.8.2	Upon your relief's arrival:		
	a. Review the current event status with your relief.	_____	_____
	b. Review priorities of the facility.	_____	_____
	c. Review responsibilities assigned or assumed.	_____	_____

EMPLOYEE COMMUNICATIONS COORDINATOR

	<u>Initials</u>	<u>Time</u>
d. Review any deviations from expected operations.	_____	_____
e. Review information already transmitted and to whom. Use your notes, copies of forms, and log sheets.	_____	_____
f. Review commitments made for your ERO position and to whom they were made.	_____	_____
g. Ensure your relief knows the names and telephone numbers of your contacts.	_____	_____
h. Discuss the JPIC Manager's expectations.	_____	_____
i. Contact personnel that you have been communicating with and provide the name of your relief.	_____	_____
j. Instruct relief to implement a new NEPIP.	_____	_____

Signature of Off-Going _____ / _____
Name Date / Time

Signature of On-Coming _____ / _____
Name Date / Time

4.9 De-Activation

- 4.9.1 Assist the JPIC Manager to determine and coordinate
how continued employee inquiries will be handled by
the plant.

EMPLOYEE COMMUNICATIONS COORDINATOR

		<u>Initials</u>	<u>Time</u>
4.9.2	Contact the following locations and:		
	a. Advise them of the JPIC de-activation.		
	b. Advise them on how continued inquiries will be handled by the plant.		
	• Point Beach Site Reception Desk (ETD 03)	_____	_____
	• Kewaunee Site Reception Desk (ETD 03)	_____	_____
	• Energy Center (ETD 03)	_____	_____
	• WPS Reception Desk (ETD 03)	_____	_____
	• NMC Reception Desk (ETD 04)	_____	_____
	• WE Reception Desk (ETD 04) (PB ONLY)	_____	_____
	• NMC Communications Department (ETD 04)	_____	_____
	• WE Corporate Communications Media Line (ETD 04)	_____	_____
	• WPS Public Affairs Media Line (ETD 04)	_____	_____
	• WPS Main Desk (ETD 04)	_____	_____
4.9.3	Upon de-activation of the emergency response facility, return your work area to a pre-emergency state.	_____	_____
4.9.4	Inform the JPIC Manager of any supplies or equipment that will need replacement.	_____	_____
4.9.5	Gather all reports, forms, logs and notes.	_____	_____
4.9.6	Provide all papers to the JPIC Manager with a cover sheet containing your name, position title and the date.	_____	_____
4.9.7	Coordinate with the JPIC Manager for dismissal once your activities are completed.	_____	_____

EMPLOYEE COMMUNICATIONS COORDINATOR

5.0 REFERENCES

- 5.1 Emergency Telephone Directory (ETD)
- 5.2 NEPIP Appendix 5.0, Equipment Directions

6.0 BASES

- B-1 NEPIP 1.0, Nuclear Emergency Public Information Plan

7.0 RECORDS

- 7.1 NEPIP Form 9.3, Telephone Response Message Form
- 7.2 NEPIP Form 9.5, JPIC Position Narrative Log

EMPLOYEE COMMUNICATIONS COORDINATOR

ATTACHMENT A
VOICE MAILS AND E-MAILS TO KPB SITE PERSONNEL
Page 1 of 3

NOTE: Contact the AV/Computer Coordinator for assistance if needed (ETD 03).

1.0 DISCUSSION

- 1.1 Receive all approved news statements (i.e., bulletin, news statement, chronology, briefing summary, backgrounder) from the JPIC Support staff, posting to the electronic mail and/or voice mail per the following steps
- 1.2 Periodically request an updated chronological time line of major events from the Newswriter and also post to the electronic mail process.

2.0 ELECTRONIC MAIL

The sites LAN networks is a method of quickly getting information to active KPB employees. These employees would access the message via their normal LAN User ID.

Kewaunee/Point Beach Site Personnel:

- 2.1 Using the Internet Web Browser to Access Outlook
- 2.2 Using the WPS computer, access the Internet.
- 2.3 At the Internet web browser address box, type in
<http://www.nmcco.com/exchange> and press Enter
- 2.4 Enter your personal e-mail login information used at the site with the following exception:
 - a. Enter your user name including your domain with a "\". An example is **hu\lscu12**, with the hu being for Hudson. The domain for Point Beach is **pb**.
 - b. Enter your password (no exceptions).
- 2.5 Once you have successfully logged into Outlook, you select
File - New - Mail Message
- 2.6 Click on the To icon and select the e-mail address:
 - a. ***DL-KE-ALL-EMAIL**
 - b. ***DL-PB-DEPARTMENT**

EMPLOYEE COMMUNICATIONS COORDINATOR

ATTACHMENT A
VOICE MAILS AND E-MAILS TO KPB SITE PERSONNEL
Page 2 of 3

- 2.7 In the body of the e-mail, insert the approved news statement, news briefing summary, or chronological time line.
- 2.8 Verify for accuracy and select **Send**.

3.0 VOICE MAIL

The Voice Mail system is another way of quickly getting information to active employees. They would access the message via their regular work phone number and individual voice mailbox, allowing them to also call in from offsite for updates.

NOTE1: Start all recordings with "To all users of the voice mail system, this is (your name) in the Joint Public Information Center with a news bulletin." Include "This is a Drill" at the start and end of each call if appropriate.

NOTE 2: End all recordings with "This message will be updated as additional news information becomes available."

3.1 Kewaunee Site Personnel:

- 3.1.1 Call the Voice Mail access number 1-920-433-1700 for the Kewaunee site location.
- 3.1.2 Logon to the mailbox **8720**, press #.
- 3.1.3 Enter password **33333**, press #. If the password did not work, enter the next sequence of numbers; i.e., **44444**, etc.
- 3.1.4 Press **75** (compose) and enter the broadcast mailbox **373**, then press # twice.
- 3.1.5 Press **5** to record, wait for the tone, then begin the message.
- 3.1.6 Press the # sign to stop recording.

NOTE: You have the option of pressing **2** to listen to the message before sending it, pressing **76** to delete it and start over again at Step _____ to rerecord it.

- 3.1.7 If the message is okay, press **79** to send the message.
- 3.1.8 Press **83** to disconnect from voice mail.

EMPLOYEE COMMUNICATIONS COORDINATOR

ATTACHMENT A
VOICE MAILS AND E-MAILS TO KPB SITE PERSONNEL
Page 3 of 3

- 3.2 Point Beach Site Personnel with Workstations in the Protected Area, Northside of Protected Area, and Energy Center
- 3.2.1 Call the Voice Mail access number 1-920-755-6666 for the Point Beach site location.
 - 3.2.2 Logon to the mailbox **1010**, press #.
 - 3.2.3 Enter password **6666**, press #.
 - 3.2.4 Press **75** (compose) and enter the broadcast mailbox **9999**, then press # twice.
 - 3.2.5 Press **5** to record, wait for the tone, then begin the message.
 - 3.2.6 Press the # sign to stop recording.
- NOTE: You have the option of pressing 2 to listen to the message before sending it, pressing 76 to delete it and start over again at Step 3.2.4 to rerecord it.**
- 3.2.7 Press **79** to send the message. This message will replace the previous one.
 - 3.2.8 Press **83** to disconnect from the Voice Mail system.
- 3.3 Point Beach Site Personnel with Workstation in the NES, Training in the exclusion area (i.e., NES and Training)
- 3.3.1 Call the Voice Mail access number 1-920-755-7666 for the plant site location.
 - 3.3.2 Logon to the mailbox **1010**, press #.
 - 3.3.3 Enter password **7666**, press #.
 - 3.3.4 Press **75** (compose) and enter the broadcast mailbox **9999**, then press # twice.
 - 3.3.5 Press **5** to record, wait for the tone, then begin the message.
 - 3.3.6 Press the # sign to stop recording.
- NOTE: You have the option of pressing 2 to listen to the message before sending it, pressing 76 to delete it and start over again at Step 3.3.4 to rerecord it.**
- 3.3.7 Press **79** to send the message. This message will replace the previous one.
 - 3.3.8 Press **83** to disconnect from Voice Mail system.

NEPIP APPENDIX 4.0

EQUIPMENT AND SUPPLY INVENTORIES

DOCUMENT TYPE: Administrative

REVISION: 4

EFFECTIVE DATE: August 4, 2003

APPROVAL AUTHORITY: Department Manager

PROCEDURE OWNER (title): Group Head

OWNER GROUP: Emergency Preparedness

EQUIPMENT AND SUPPLY INVENTORIES

TABLE OF CONTENTS

SECTION	TITLE	PAGE
1.0	PURPOSE	3
2.0	DISCUSSION	3
3.0	RESPONSIBILITIES	3
4.0	PROCEDURE	3
4.1	Frequency	3
4.2	Completion and Documentation	3
4.3	Administrative Control	3
5.0	REFERENCES	4
6.0	BASES	4
7.0	RECORDS	4
ATTACHMENT A	EQUIPMENT AND SUPPLY INVENTORIES	5

EQUIPMENT AND SUPPLY INVENTORIES

1.0 PURPOSE

This procedure of this appendix is to establish the routine inventory schedules for Emergency Preparedness supplies used at the JPIC and associated locations to ensure they are maintained in a state of operational readiness.

2.0 DISCUSSION

None.

3.0 RESPONSIBILITIES

- 3.1 The Kewaunee/Point Beach (KPB) Emergency Response Organization Support staff and Site Communications staff is responsible for conducting the inventory, immediately restocking to minimum quantities when deficient, and documenting the completion of the inventory.
- 3.2 The KPB Emergency Preparedness staff has the overall responsibility to ensure the inventory has been completed satisfactorily and retaining completion documentation.

4.0 PROCEDURE

4.1 Frequency

The inventory should be conducted quarterly and immediately following each drill or exercise.

4.2 Completion and Documentation

- 4.2.1 The inventory should be conducted and documented in accordance with Attachment A.
- 4.2.2 All items should immediately be restocked to the minimum quantities required.
- 4.2.3 Upon completion of the inventory and signatures, the form should be returned to KPB Emergency Preparedness staff.

4.3 Administrative Control

All storage locations should be clearly labeled for "KPB Emergency Plan Use Only."

EQUIPMENT AND SUPPLY INVENTORIES

5.0 REFERENCES

- 5.1 K-EPMP 10, Emergency Equipment Inventory
- 5.2 PB-EPMP 1.3, Routine Inventory of TSC, EOF, AEOF, JPIC, and OSC Emergency Preparedness Supplies

6.0 BASES

- B-1 Kewaunee Nuclear Emergency Plan
- B-2 Point Beach Nuclear Emergency Plan
- B-3 NEPIP 1.0, Nuclear Emergency Public Information Plan

7.0 RECORDS

N/A

EQUIPMENT AND SUPPLY INVENTORIES

ATTACHMENT A
EQUIPMENT AND SUPPLY INVENTORIES

NOTE 1: Restock to minimum quantities listed for all three categories (Shared-KPB, Kewaunee Site Specific, and Point Beach Site Specific) prior to sending form to PBNP Emergency Preparedness.

NOTE 2: Maps and schematics are labeled with colored dots (Kewaunee-Red, Point Beach-Yellow, Kewaunee/Point Beach-Blue) for easier identification when setting up facilities and conducting inventories. Each dot has a numerical scheme that corresponds with the number listed next to the description title of the inventory item; I.e., #3-Population Distribution maps would be labeled "K#3" on red dots and "PB#3" on yellow dots.

INVENTORY ITEM	Shared	Site Specific		Avail Qty	COMMENTS
	KPB	Kew	Pt Beach		
JOINT PUBLIC INFORMATION CENTER					
Storage Cabinet	1	n/a	n/a		
Computers & modems for hook up to KNPP LAN	3	n/a	n/a		
Printer hooked up to LAN	1	n/a	n/a		
Flip Charts	3	n/a	n/a		
Dry Marker Boards (wall mounted)	3	n/a	n/a		
NEPIPs	2	n/a	n/a		
Fax Machines	4	n/a	n/a		
Final Safety Analysis Report	n/a	n/a	1 set		PB-AEOF Storage Closet
Training Handbooks	n/a	n/a	1		
KNP Acronyms Manual	n/a	1	n/a		Non-Controlled
PB CHAMPS Nomenclature Manual	n/a	n/a	1		Controlled
Pre-scripted EAS Messages	n/a	1	1	___/___	
Typewriters and Extra Ribbons	2	n/a	n/a		
Ceiling-mounted TVs	2	n/a	n/a		
Sector Maps:					Used in JPIC & MBC
#1-Evac Routes & Reception/ Congregate Care	n/a	2	2	___/___	One side is Kewaunee Flip side is Point Beach
#2-Population Distribution	n/a	2	2	___/___	
#3-Traffic Control Points	n/a	2	2	___/___	
#4-10-mile EPZ	n/a	2	2	___/___	
#5-50-mile EPZ	n/a	2	2	___/___	
#6-Radiological Sample Points	n/a	2	2	___/___	

KEWAUNEE/POINT BEACH NUCLEAR
NUCLEAR EMERGENCY PUBLIC INFORMATION PLAN
AND IMPLEMENTING PROCEDURE

NEPIP APPENDIX 4.0
Revision 4
August 4, 2003

EQUIPMENT AND SUPPLY INVENTORIES

ATTACHMENT A

INVENTORY ITEM	Shared	Site Specific		Avail Qty	COMMENTS
	KPB	Kew	Pt Beach		
JOINT PUBLIC INFORMATION CENTER					
Luggage Carrier	1	n/a	n/a		Used in MBC
<u>Site & System Schematics:</u>					<u>Used in JPIC & MBC for Kewaunee/Point Beach</u>
#7-Site Map	n/a	2	2	—/—	
#8-Site Layout	n/a	2	2	—/—	
#9-Simple Secondary System	2	n/a	n/a		
#10-Plant Layout	n/a	1	2	—/—	
#11-Primary Plant Overview	n/a	1	2	—/—	
#12-Steam Cycle	2	n/a	n/a		
#13-Pumphouse (Cooling Wtr)	n/a	n/a	2		
#14-Emergency Diesel Building	n/a	n/a	2		
#15-Plant Poster (Cut-Away)	n/a	1	n/a		
#16-Plant Site Model	n/a	1	n/a		
<u>Generic Schematics:</u>					<u>Used in MBC</u>
#17-PWR	1	n/a	n/a		
#18-Reactor Coolant Pump	1	n/a	n/a		
#19-Fuel Assembly	1	n/a	n/a		
#20-Steam Generator	1	n/a	n/a		
#21-Reactor	1	n/a	n/a		
#22-Pressurizer	1	n/a	n/a		
<u>Phone Books:</u>					One of eight in TRC
Emergency Telephone Dir.	8	n/a	n/a		
WPS Telephone Book	1	n/a	n/a		
<u>Status Boards:</u>					Used in MBC Used in MBC
JPIC Staff Sign-In Board	1	n/a	n/a	/	
Emergency Classification	2	n/a	n/a		
Important Phone #s	1	n/a	n/a		
Important Fax #'s	1	n/a	n/a		
Plant Information	2	n/a	n/a		
Next Briefing	1	n/a	n/a		
Hotline	2	n/a	n/a		
Telephones	29	n/a	n/a		
Telephone Headset (1 wireless)	3	n/a	n/a		
Coffee Pot and Supplies	Various	n/a	n/a		Stored In State Area
Emergency Plan Calendars	1 Box	n/a	n/a		JPIC or PB-AEOF Closet
Extra Phone Cords	Various	n/a	n/a		
Media Briefing Center Signs	Various	n/a	n/a		
NMC Letterhead	Various	n/a	n/a		

KEWAUNEE/POINT BEACH NUCLEAR
NUCLEAR EMERGENCY PUBLIC INFORMATION PLAN
AND IMPLEMENTING PROCEDURE

NEPIP APPENDIX 4.0
Revision 4
August 4, 2003

EQUIPMENT AND SUPPLY INVENTORIES

ATTACHMENT A

INVENTORY ITEM	Shared	Site Specific		Avail Qty	COMMENTS
	KPB	Kew	Pt Beach		
JOINT PUBLIC INFORMATION CENTER					
<u>Host Table Box:</u>					Used in MBC
Journalist Guide-Nuc Pwr	25	n/a	n/a		
Emergency Info Calendar	25	n/a	n/a		
Box of Nameplates	1	n/a	n/a		
Table Skirts, Toppers & Clips	3	n/a	n/a		Used in MBC
Radios	5	n/a	n/a		Used by Media Monitor
Tape Recorders	5	n/a	n/a		Used by Media Monitor
Batteries (Various Size)	3 Pkg	n/a	n/a		Used by Media Monitor
Videotapes	10	n/a	n/a		Used in MBC
Audio Cassette Tapes	10	n/a	n/a		Used in MBC
Extension Cords	3	n/a	n/a		Used in MBC
Label Maker	1	n/a	n/a		Used in MBC

NOTE: Each form should have a quantity of ten (10) per each JPIC ERO position specific binder.			
INVENTORY ITEM	PBNP		NOTES
	MIN QTY OF SETS	AVAIL QTY	
PBNP JPIC ERO Position Specific Binders with NEPIPs			
<u>JPIC Manager:</u> NEPIP 3.0 NEPIP Appendices 3.0, 4.0, 7.0, 16.0, 17.0, 18.0, 19.0, 20.0 NEPIP Forms 7.2, 9.1, 9.2, 9.3, 9.5 (10 of each)	1		
<u>Assistant JPIC Manager:</u> NEPIP 4.0 NEPIP 3.0 NEPIP Appendices 3.0, 17.0, 18.0 NEPIP Form 9.3, 9.5 (10 of each)	1		
<u>Plant Spokesperson:</u> NEPIP 5.0 NEPIP Appendices 3.0, 4.0, 7.0, 18.0, 19.0, 20.0 NEPIP Forms 7.1, 9.2, 9.5 (10 of each)	1		
<u>ERF Communicator</u> NEPIP 7.0 NEPIP Forms 9.5 (10 of each)	1		

KEWAUNEE/POINT BEACH NUCLEAR
NUCLEAR EMERGENCY PUBLIC INFORMATION PLAN
AND IMPLEMENTING PROCEDURE

NEPIP APPENDIX 4.0
Revision 4
August 4, 2003

EQUIPMENT AND SUPPLY INVENTORIES

ATTACHMENT A

NOTE: Each form should have a quantity of ten (10) per each JPIC ERO position specific binder.			
INVENTORY ITEM	PBNP		NOTES
	MIN QTY OF SETS	AVAIL QTY	
PBNP JPIC ERO Position Specific Binders with NEPIPs			
<u>JPIC Technical Briefer:</u> NEPIP 8.0 NEPIP Appendix 3.0 NEPIP Form 9.3, 9.5 (10 of each)	2		
<u>Media Technical Briefer/Monitor:</u> NEPIP 9.0 NEPIP Appendices 3.0, 4.0, 5.0, 19.0, 20.0 NEPIP Forms 9.4, 9.5 (10 of each) WPS Public Affairs Procedure No. 63.0	2		
<u>Media Center Coordinator:</u> NEPIP 11.0 NEPIP Appendices 3.0, 4.0, 5.0, 17.0, 19.0, 20.0 NEPIP Forms 9.4, 9.5 (10 of each)	1		
<u>Newswriter:</u> NEPIP 12.0 NEPIP 2.0 NEPIP Appendices 5.0, 8.0 NEPIP Forms 9.1, 9.2, 9.3, 9.5 (10 of each)	1		
<u>Telephone Response Director (KPB):</u> NEPIP 13.0 NEPIP Appendix 5.0 NEPIP Forms 9.3, 9.5 (10 of each)	1		
<u>Telephone Response Director (WE):</u> NEPIP 13.0 NEPIP Forms 9.3, 9.5 (10 of each)	1		Located at WE Pewaukee Customer Call Center
<u>Assistant Telephone Response Director:</u> NEPIP 14.0 NEPIP Forms 9.3, 9.5 (10 of each)	1		
<u>Executive Spokesperson:</u> NEPIP 15.0 NEPIP Appendix 7.0 NEPIP Forms 9.5 (10 of each)	1		
<u>JPIC Support:</u> NEPIP 16.0 NEPIP Appendices 4.0, 5.0 NEPIP Forms 9.1, 9.2, 9.5 (10 of each) WPS Public Affairs Procedure No. 64.1	2		

KEWAUNEE/POINT BEACH NUCLEAR
NUCLEAR EMERGENCY PUBLIC INFORMATION PLAN
AND IMPLEMENTING PROCEDURE

NEPIP APPENDIX 4.0
Revision 4
August 4, 2003

EQUIPMENT AND SUPPLY INVENTORIES

ATTACHMENT A

NOTE: Each form should have a quantity of ten (10) per each JPIC ERO position specific binder.			
INVENTORY ITEM	PBNP		NOTES
	MIN QTY OF SETS	AVAIL QTY	
PBNP JPIC ERO Position Specific Binders with NEPIPs			
<u>Media Center Support:</u> NEPIP 17.0 NEPIP Appendix 4.0 NEPIP Form 9.5 (10 of each)	2		
<u>AV/Computer Coordinator:</u> NEPIP 18.0 NEPIP Appendices 3.0, 4.0, 5.0 NEPIP Form 9.5 (5 of each)	1		
<u>Corporate Liaison:</u> NEPIP 20.0 NEPIP Appendices 19.0, 20.0 NEPIP Forms 9.3, 9.5 (10 of each)	1		
<u>Employee Communications Coordinator:</u> NEPIP 22.0 NEPIP Appendix 5.0 NEPIP Forms 9.3, 9.5 (10 of each)	1		

Comments: _____

NOTE: All items shall be restocked to minimum quantities prior to sending form to KPB
Emergency Preparedness.

Completed By _____ Date _____

Reviewed By _____ Date _____
JPIC Manager or Manager - Site Communications

Approved By _____ Date _____
KPB Emergency Preparedness Coordinator

KEWAUNEE/POINT BEACH NUCLEAR
NUCLEAR EMERGENCY PUBLIC INFORMATION PLAN
AND IMPLEMENTING PROCEDURE

NEPIP APPENDIX 4.0
Revision 4
August 4, 2003

EQUIPMENT AND SUPPLY INVENTORIES

ATTACHMENT A

INVENTORY ITEM	Shared	Site Specific		AVAIL QTY	NOTES
	KPB	Kew	Pt Beach		
MEDIA BRIEFING CENTER					
Wall Telephone	1	n/a	n/a		
Lectern	1	n/a	n/a		
Microphones	6	n/a	n/a		
Flipcharts/Paper and Markers	2	n/a	n/a		
Spare Tripod	1	n/a	n/a		
Pointers	1	n/a	n/a		
Microphone Stands	6	n/a	n/a		
Mult Box	1	n/a	n/a		
Host Table Box - Various Items	*	*	*	*	* Used in MBC but stored/inventory in JPIC
Table Skirts, Toppers & Clips	*	*	*	*	* Used in MBC but stored/inventory in JPIC
Portable Stages	2	n/a	n/a		Stored In Mtn Storage Room By Credit Union
Portable Step	1	n/a	n/a		
Stage skirts	3	n/a	n/a		Stored with stages/step
Power Strips	2	n/a	n/a		
Protective Cord Runners	2	n/a	n/a		
Camera & Tripod	1	n/a	n/a		
Overhead Projector on Stand	1	n/a	n/a		
Amplifier/Related A/V Equipment in Cabinet	1	n/a	n/a		
Box of AA batteries for Mics	1	n/a	n/a		Stored by AV Equipment
General Schematics-Variou Site & System Schematics-Variou Sector Maps - Various	*	*	*	*	* Used in MBC but stored/inventory in JPIC
Label Maker Radios & Tape Recorders Batteries & Extension Cords Videotapes & Audio Cassette Tapes	*	*	*	*	* Used in MBC but stored/inventory in JPIC

NOTE: All items shall be restocked to minimum quantities prior to sending form to KPB Emergency Preparedness.

Completed By _____ Date _____

Reviewed By _____ Date _____
JPIC Manager or Manager - Site Communication

Approved By _____ Date _____
KPB Emergency Preparedness Coordinator

EQUIPMENT AND SUPPLY INVENTORIES

ATTACHMENT A

Models that <u>may</u> be available at the sites for reference use if needed. Note: Not part of the JPIC inventory.		
DESCRIPTION	QTY	
	Kew	Point Beach
Plant Site Model	n/a	1
Containment	1	1
Dry Storage Container	n/a	1
Fuel Assembly	1	1
Fuel Assembly w/Operational Control Rods	1	1
Reactor Coolant Pump Seal	n/a	1
Steam Generator Tube "U-Shaped"	n/a	1
Turbine Blade	n/a	1
Westinghouse PWR Reactor Vessel	n/a	1
Motor Operated Valve with Actuator	n/a	1
Air Operated Valve	n/a	1
Steam Generator Head	1	n/a
Steam Generator	1	n/a
Steam Systems	1	n/a
Reactor	1	n/a
Coolant Pump	1	n/a

NEPIP APPENDIX 5.0

EQUIPMENT DIRECTIONS

DOCUMENT TYPE: Administrative

REVISION: 3

EFFECTIVE DATE: August 4, 2003

APPROVAL AUTHORITY: Department Manager

PROCEDURE OWNER (title): Group Head

OWNER GROUP: Emergency Preparedness

EQUIPMENT DIRECTIONS

TABLE OF CONTENTS

SECTION	TITLE	PAGE
1.0	PURPOSE	3
2.0	DISCUSSION	3
3.0	RESPONSIBILITIES	3
4.0	PROCEDURE	3
4.1	Media Briefing Center Audio/Visual (A/V)	3
4.2	Media Monitoring Room.....	9
4.3	Computer Equipment	13
4.4	Conference Calling.....	14
5.0	REFERENCES.....	14
6.0	BASES	14
7.0	RECORDS	14
FIGURE 5-1	A/V EQUIPMENT IN MBC CLOSET.....	4
FIGURE 5-2	MEDIA BRIEFING CENTER STAGE DIAGRAM.....	5
FIGURE 5-3	TV/VCR TO CHECK CAMERA SIGNAL	6
FIGURE 5-4	PRESS BOX.....	7
FIGURE 5-5	AMPLIFIER.....	8

EQUIPMENT DIRECTIONS

1.0 PURPOSE

The purpose of this appendix is to provide direction in the setup of audio/video equipment, computers, and other related equipment used during the course of the event.

2.0 DISCUSSION

None

3.0 RESPONSIBILITIES

N/A

4.0 PROCEDURE

4.1 Media Briefing Center Audio/Visual (A/V)


The following instructions will enable you to properly set up the stage microphones and turn on the A/V system in the Media Briefing Center (MBC). This will allow recording of the news briefings and will feed the monitors in the JPIC, K-EOF/PB-AEOF, Telephone Response Center, and Media Monitoring Room (in WPS Public Affairs A-2 area).

If the system fails to operate, the highest priority item is recording the news briefings. Additional video cameras are available in the WPS Visual Services area or in WPS Public Affairs area.

The A/V equipment is located in the storage closet in the Media Briefing Center (G1-5&6). When done, put it all away neatly, per Figure 5-1.

EQUIPMENT DIRECTIONS

FIGURE 5-1
A/V EQUIPMENT IN MBC CLOSET

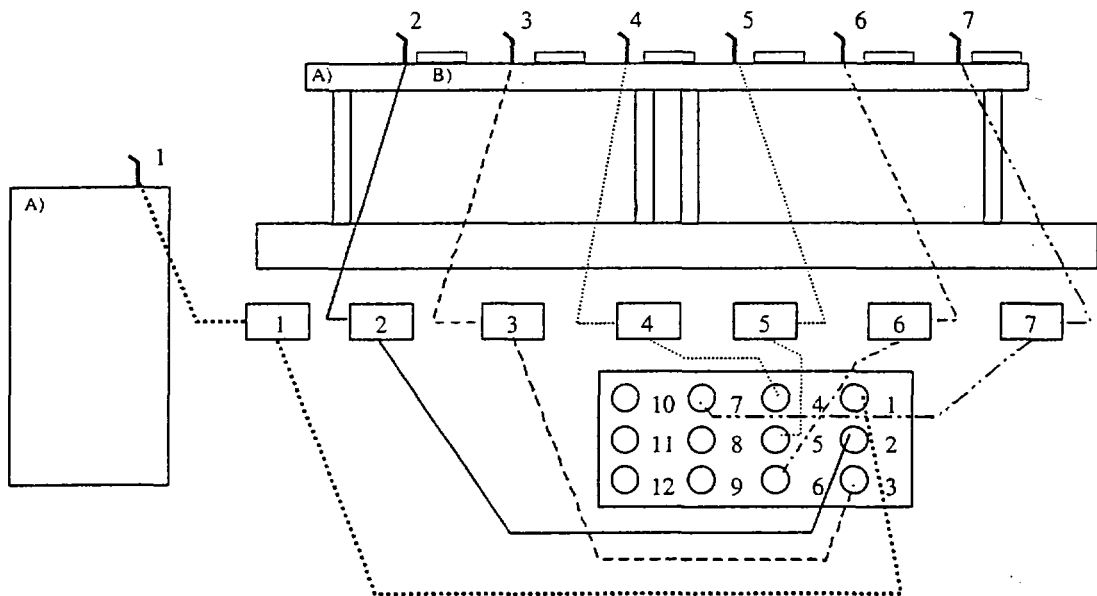


- 4.1.1 Set up the stage and tables first in accordance with Appendix 3.0.
- 4.1.2 Setup the audio/visual camera.
 - a. Set up the tripod.
 - b. Mount the camera on the pod.
 - c. Uncoil the CCU camera cable and connect it to the camera.
 - d. Connect all the camera cables to the appropriate connections.
- 4.1.3 Setup the audio system. See Figure 5-2.
 - a. Unravel the audio snake, which should already be plugged into the amp.

EQUIPMENT DIRECTIONS

- b. Connect the individual microphone cables into the snake, starting with #1, which should be hooked up to the lectern microphone (connector is on the bottom left of the lectern and labeled "Lectern Output to Amp"). The rest should be connected in order (#2 through #7) to make it easier to adjust volumes.
- c. Plug output number 12 into the top audio jack in the front of the room next to the stage.
- d. All of the mic connections on the amp are already plugged into the correct jacks.
- e. Power up the system at the main power strip located on the left side of the TV/VCR.
- f. Plug the podium into an available AC outlet.

FIGURE 5-2
MEDIA BRIEFING CENTER STAGE DIAGRAM

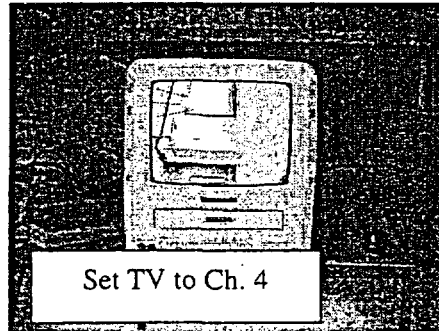


- A) Setup the stage and two or three tables on the stage. As you face the stage, setup the lectern podium on the floor to the left side of the stage.
- B) Place name plates for each participant, changing the names prior to each news briefing as appropriate. Do not put name plates in front of empty chairs.

4.1.4 To check the camera signal, use the white TV/VCR. See Figure 5-3.

EQUIPMENT DIRECTIONS

FIGURE 5-3
TV/VCR TO CHECK CAMERA SIGNAL




- a. Power up the TV/VCR if needed and use the TV remote control and tune it to Channel 4.
- b. Check to make sure that the camera is turned on.
 - The focus control is on the left handle of the tripod and the cord connects to a connector on the left front (as you face the camera from behind) of the camera.
 - The zoom control is on the right handle of the tripod and connects to a connector on the right front of the camera lens.
 - All equipment in the MBC storage closet is in the "ON" position. Plug the orange power strip into wall outlet and all equipment should turn on.
 - Turn the main audio in the gray wall-mounted cabinet to "ON." Push the red button on the lower right corner. If the equipment is lit up behind the glass then it is already ON.
 - To provide for automatic focus of the camera, zoom in as much as possible on an object at the front of the room, then focus the camera. This should keep the camera in focus as you zoom in and out.
 - If the camera displays colored bars, check the camera box in the MBC storage closet. There is a small toggle switch near the center of the camera box that may be flipped to "bars." Simply change the positions of this toggle switch to make the camera work.
- c. You should see a picture on the white TV.

EQUIPMENT DIRECTIONS

- d. Test the audio by inserting a blank VHS tape and press record on the TV/VCR.
- e. Talk into a microphone.
- f. Rewind the tape and play it back.

4.1.5 Setup the press box. See Figure 5-4.

FIGURE 5-4
PRESS BOX




- a. Plug the cable for the press box ("mult box") into audio "A" of the press box.
- b. Set the level according to the audio signal. Never pin the needle into the red of the meter. Adjust as needed.
- c. A microphone is only as good as the person using it. Place the mic in front of the subject and not too far away. Aim it towards their mouth and direct them to speak clearly and directly towards the mike.

4.1.6 Amplifier Adjustments. See Figure 5-5.

EQUIPMENT DIRECTIONS

FIGURE 5-5
AMPLIFIER



- a. The MICROPHONES audio level is preset on the amp. Generally speaking the level should be between Level 5 and Level 7 for each microphone. Any higher will cause feedback. feedback is caused when the sensitivity of the individual microphones is set too high. If you get feedback, turn them down.
- b. The MAIN audio level should be at 6.
- c. The MONITOR audio level should also be at 6.

4.1.7 Test the TV monitors in the JPIC, K-EOF/PB-AEOF, Telephone Response Center and the Media Monitoring room in WPS Public Affairs.

EQUIPMENT DIRECTIONS

4.2 Media Monitoring Room

NOTE: If additional assistance is needed, reference the WPS Public Affairs Procedure No. 63.0, Media Monitoring.

Media monitoring equipment is set up in the Audio/Visual room in WPS Public Affairs area located on the 2nd floor of the WPS Annex building in Room A2. There are TV-VCR units pre-programmed to record the daily and weekend newscasts of local channels at various times of the day. The machines will automatically begin recording at the preprogrammed times. They are programmed to stop about 10 minutes into the program, after the news portion of the program is over.

Another TV-VCR unit may be available in WPS Public Affairs to record other channels without disrupting recording of the local channels. It is not programmed for a regular recording schedule.

There may also be several WPS radios in this room that can also be used to record radio newscasts, in addition to the radios, tape recorders, and audio/video tapes are part of the KPB JPIC inventory. Additional supplies may be obtained from the WPS Public Affairs department if needed.

The following steps covers daily recording of pre-programmed newscasts, recording shows that are not pre-programmed, making copies with the TV-VCR units, and recording radio programs.

EQUIPMENT DIRECTIONS

4.2.1 Recording Pre-programmed Stations

CAUTIONS:

All four TV-VCR units operate off the same remote control unit. You may experience problems if all four units are turned on but you are trying to use the remote with only one of the units. This can be remedied in one of three ways.

1. Turn off the other units.
2. Operate each unit by hand, though not all commands will be available.
3. Place the remote control very near the front of the unit you are operating. This will prevent the signal from reaching the other units.

Ensure that the videotape's recording tab is in place if you want to record. If the tab is not present, you won't be able to record. If you place the tape in the machine and it starts playing automatically, this is an indication that the recording tab is missing. Cover the tab with a piece of tape to solve this problem.

- a. Place tapes in the three pre-programmed TV-VCRs and verify the pre-programming of these units. They are labeled for each local station and may WPS tapes may be labeled by the day of the week, Friday tape being for the weekend.
- b. Turn off the TV-VCRs. They are now ready to record as programmed. If you did it properly, you will see a red timer sign and a red cassette icon in the display on the lower right side of the machine.
- c. Refer to the section "Making Copies with the Media Monitoring Equipment" later in this procedure.

4.2.2 Recording Shows not Pre-programmed

- a. Use the TV-VCR that is not pre-programmed, if possible.
- b. Turn on the machine and insert a tape of the appropriate length.
- c. If recording manually, press **RECORD** and the machine will begin recording. Press **STOP** to stop recording.

EQUIPMENT DIRECTIONS

4.2.3 Programming TV/VCR for Future Recordings

- a. Directions are also available in the user manual kept near each machine or available from WPS Public affairs, if needed.

NOTE: This is necessary since all machines are operated by the same remote.

- b. Turn off all other machines.
- c. Use the remote for on-screen programming.
- d. Press **PROGRAM**. You will see on-screen programming directions similar to those that follow.
- e. Select **DAILY PROGRAM**.
- f. Select the first program number that is blinking.
- g. Using the numbered keypad, select the starting time.
- h. Using the numbered keypad, select the ending time.
- i. Using the numbered keypad, enter the channel number to be recorded.
- j. Press **PROGRAM** and you are finished programming.
- k. Turn off machine.
- l. Leave a note on the TV indicating that you are recording.

EQUIPMENT DIRECTIONS

4.2.4 Making Copies with the Media Monitoring Equipment

The TV-VCRs can be used to make up to three copies of VCR tapes at the same time. If a high quality dub is required, use the services of WPS's Multimedia Technical Services.

- a. Turn OFF the first machine labeled "2" or "WBAY." The original tape will go in this unit later.
- b. Turn ON one machine for each copy to be made.
- c. Insert a tape of appropriate length in each machine to be used to make copies.
- d. Using the remote, press **INPUT**. (It helps to stand back a few feet so that all machines are able to receive the remote signal.) If successful, each machine to be used for copies will display the word **LINE** on the screen.
- e. Turn ON the first machine labeled "2" or "WBAY."
- f. Insert the original tape in the machine labeled "2" or "WBAY."
- g. Press **RECORD** on the three machines to be used for copies.
- h. Press **PLAY** on the machine containing the tape to be copied labeled "2" or "WBAY."
- i. After the program is copied, rewind all tapes, insert the daily tapes, and turn off all machines.

4.2.5 Recording Radio Programs

- a. Obtain an radios, tape recorders, and audio tapes from the JPIC inventory. Additional supplies may be obtained from WPS in D1-6 or from the WPS Public Affairs Secretary, if needed.
- b. Place tape in the machine(s) to be used to record the program.
- c. Tune the radio(s) to the radio stations with broadcasted newscasts.
- d. Press **PLAY** and **RECORD** at the same time to begin recording.
- e. When completed, rewind the tape.

EQUIPMENT DIRECTIONS

4.3 Computer Equipment

4.3.1 WPS LAN System for Communications Between Various JPIC Response Centers within WPS Corporate offices.

Login to the computers using the appropriate login directions below: Turn on the PCs and wait for the login dialogue box to appear. The extra login names provide the opportunity for more than one person to use the WPS LAN system, allowing electronic communications between the various JPIC Response Center. The E-Mail system is set up so that if a message is sent to one name, it is also sent to the others automatically.

a. Joint Public Information Center Newswriter:

- Username: JPIC1 or JPIC2
- Password: YDNIW (upper case)
- Click on "OK"

b. Telephone Response Center:

- Username: TRC1 or TRC2
- Password: YDNIW (upper case)
- Click on "OK"

4.3.2 Internet Communications Between JPIC and External Locations of the WPS LAN System.

Login to the computers using the appropriate login directions below: Turn on the PCs and wait for the login dialogue box to appear. The extra login names provide the opportunity for more than one person to use the Internet system, allowing electronic communications between the JPIC and external locations, i.e., KPB site, NMC, WE, Financial and Insurance agencies.

a. Joint Public Information Center Employee Communications Coordinator:

- Username: JPIC3 or JPIC4
- Password: YDNIW (upper case)
- Click on "OK"

EQUIPMENT DIRECTIONS

4.4 Conference Calling

4.4.1 WPS Corporate Office Phone System

The phone system allows conference calling with up to 6 people - without making special arrangements. Simply use the flash command (or a hook flash on a regular phone), dial the next phone number, then flash again to add the new person to the conversation. Repeat until all people required are on the line.

4.4.2 AT&T and Frontier Communications Services

Telephone companies are also able to arrange conference calling services. In particular, AT&T and Frontier Communications (formerly Schneider Communications) offer call-in teleconference (possibly usable for news briefings) that allows participants to call a special number and enter a security access code.

- a. To reach Frontier (local company), call _____ and tell them you want an "Event Only" conference call with "Listen Only." They will assist you. The number for Frontier conference calling center for other types of conference calls is _____
- b. To reach AT&T Teleconference services, dial _____

5.0 REFERENCES

5.1 NEPIP Appendix 3.0, Facility Set-Up Directions

5.2 WPS Public Affairs Procedure No. 63.0, Media Monitoring

6.0 BASES

B-1 NEPIP 1.0, Nuclear Emergency Public Information Plan

7.0 RECORDS

N/A

NEPIP APPENDIX 8.0

NEWS STATEMENT DEVELOPMENT GUIDELINE

DOCUMENT TYPE: Administrative

REVISION: 3

EFFECTIVE DATE: August 4, 2003

APPROVAL AUTHORITY: Department Manager

PROCEDURE OWNER (title): Group Head

OWNER GROUP: Emergency Preparedness

NEWS STATEMENT DEVELOPMENT GUIDELINE

TABLE OF CONTENTS

SECTION	TITLE	PAGE
1.0	PURPOSE	3
2.0	DISCUSSION	3
3.0	RESPONSIBILITIES	3
4.0	PROCEDURE	3
5.0	REFERENCES	4
6.0	BASES	4
7.0	RECORDS	4
ATTACHMENT A	NEWS STATEMENT DEVELOPMENT CHART	5
ATTACHMENT B	SAMPLE BULLETIN - CLASSIFICATIONS OR MAJOR CHANGES	6
ATTACHMENT C	SAMPLE NEWS STATEMENT - ADDITIONAL INFORMATION AVAILABLE	10
ATTACHMENT D	SAMPLE CHRONOLOGY - CONSOLIDATE AND SUMMARIZE EVENTS	11
ATTACHMENT E	SAMPLE BRIEFING SUMMARY	12
ATTACHMENT F	SAMPLE BACKGROUNDER - NUCLEAR EMERGENCY CLASSIFICATIONS.....	13
ATTACHMENT G	SAMPLE BACKGROUNDER - ABOUT THE KEWAUNEE NUCLEAR SITE	14
ATTACHMENT H	SAMPLE BACKGROUNDER - ABOUT THE POINT BEACH NUCLEAR SITE.....	15
ATTACHMENT I	SAMPLE BACKGROUNDER - ABOUT RADIATION.....	16

NEWS STATEMENT DEVELOPMENT GUIDELINE

1.0 PURPOSE

The purpose of this appendix is to serve as a guideline for the development of news statements.

2.0 DISCUSSION

None

3.0 RESPONSIBILITIES

N/A

4.0 PROCEDURE

NOTE: The JPIC Computer also contains the basic format for news statements (for both drills and actual events) under the Login ID home drive of f:/wp/news.

NOTE: Place the event in perspective to permit appropriate response by area residents, employees, investors, suppliers, and other interested parties.

- 4.1 Determine the type of news statement to develop per Attachment A.
- 4.2 Determine the next news statement number and assign as appropriate.
- 4.3 Develop the news statement, using the appropriate attachment(s) as a guideline, and avoid the use of:
 - 4.3.1 technical jargon
 - 4.3.2 acronyms
 - 4.3.3 speculation on causes
 - 4.3.4 speculation on consequences.
- 4.4 Ensure the header and footer information is correct for the nuclear site affected by the emergency.
- 4.5 Ensure "This is a Drill" text is included if appropriate.
- 4.6 Print the news statement on NMC letterhead if not on template.
- 4.7 Save the file to the News Statement folder with the news statement number and time in the title.

NEWS STATEMENT DEVELOPMENT GUIDELINE

5.0 REFERENCES

None

6.0 BASES

B-1 NEPIP 1.0, Nuclear Emergency Public Information Plan

7.0 RECORDS

None

NEWS STATEMENT DEVELOPMENT GUIDELINE

ATTACHMENT A
NEWS STATEMENT DEVELOPMENT CHART

REASON FOR STATEMENT	TIME FRAME	CONTENTS	TYPE
<ul style="list-style-type: none"> Classification change <u>OR</u> Major status change: radiation release, plant conditions, significant personnel injury, deactivation 	Fast!	<ul style="list-style-type: none"> Emergency classification with definition Time of emergency declaration Brief description of what occurred Local, state and federal agencies that have been involved 	Bulletin (Attachment B)
<ul style="list-style-type: none"> Additional information available JPIC Activated 	Within an hour Immediately	<ul style="list-style-type: none"> Time of emergency declaration Status of unit Emergency classification Definition of the classification Description of emergency actions Corrective actions taken Local, state and federal agencies that have been involved Effect on plant personnel Description of any release of radioactive material Off-site assistance 	News Statement (Attachment C)
<ul style="list-style-type: none"> Consolidate and summarize events 	Every 4 hours	<ul style="list-style-type: none"> Listing, in chronological order, of times and key events 	Chronology (Attachment D)
<ul style="list-style-type: none"> Summarize media briefing (Initiated following a briefing) 	Within an hour	<ul style="list-style-type: none"> Brief description of what was said, including attribution. 	Briefing Summary (Attachment E)
<ul style="list-style-type: none"> Topical information 	As Needed	<ul style="list-style-type: none"> General plant information Radiation Insurance (Price Anderson Act) Biographies of key officials Stocks and impact on stocks <p>A backgrounder should include detailed description of the topic.</p>	Backgrounder (Attachment F, G, H, I)

NEWS STATEMENT DEVELOPMENT GUIDELINE

ATTACHMENT B
SAMPLE BULLETIN - CLASSIFICATIONS OR MAJOR CHANGES
Page 1 of 4

DATE:
TIME:
NEWS STATEMENT:
PLANT STATUS: UNUSUAL EVENT

GREEN BAY, Wis. - An incident has occurred at the _____ Nuclear site, located on the shore of Lake Michigan, southeast of Green Bay, Wisconsin. The event has been classified as an Unusual Event, the lowest of four Nuclear Regulatory Commission classifications.

[Insert a brief description of what has occurred up to this time]

The Nuclear Management Company is gathering additional information. As details become available, the company will keep the public informed through news statements and news briefings.

Appropriate State, County and Federal agencies have been notified of the event. They include the Wisconsin Emergency Management, the Emergency Management offices of Kewaunee and Manitowoc Counties, and the Nuclear Regulatory Commission.

Members of the public are asked to stay tuned to their local radio or television stations for updated information.

[Select One:]

- Nuclear Management Company manages the operation of the Kewaunee Nuclear site. Wisconsin Public Service and Alliant Energy are the owners. The Kewaunee Nuclear site is located on the shore of Lake Michigan, approximately 35 miles southeast of Green Bay, Wisconsin. The site has one unit (535 megawatt) and began operating in 1974.
- Nuclear Management Company manages the operation of the Point Beach Nuclear site. We Energies is the owner. The Point Beach Nuclear site is located on the shore of Lake Michigan, approximately 35 miles southeast of Green Bay, Wisconsin. The site has two units (497 megawatts each) and began operating in 1970.

-END-

A news briefing has been scheduled for _____. A Plant Spokesperson will be available to give a brief description of the incident and answer questions the news media might have. The news briefing will be held in the Media Briefing Center at 700 North Adams Street in Green Bay, in the Wisconsin Public Service Corporate Offices. Additional briefings will follow as events warrant. The Public and Media Hotline number is _____.

NEWS STATEMENT DEVELOPMENT GUIDELINE

ATTACHMENT B
SAMPLE BULLETIN - CLASSIFICATIONS OR MAJOR CHANGES

Page 2 of 4

DATE:
TIME:
NEWS STATEMENT:
PLANT STATUS: ALERT

GREEN BAY, Wis. - An incident has occurred at the _____ Nuclear site, located on the shore of Lake Michigan, southeast of Green Bay, Wisconsin. The event has been classified as an Alert, the second lowest of the four Nuclear Regulatory Commission classifications.

[Insert a brief description of what has occurred up to this time]

The Nuclear Management Company is gathering additional information. As details become available, the company will keep the public informed through news statements and news briefings.

Appropriate State, County and Federal agencies have been notified of the event. They include the Wisconsin Emergency Management, the Emergency Management offices of Kewaunee and Manitowoc Counties, and the Nuclear Regulatory Commission.

Members of the public are asked to stay tuned to their local radio or television stations for updated information.

[Select One:]

- Nuclear Management Company manages the operation of the Kewaunee Nuclear site. Wisconsin Public Service and Alliant Energy are the owners. The Kewaunee Nuclear site is located on the shore of Lake Michigan, approximately 35 miles southeast of Green Bay, Wisconsin. The site has one unit (535 megawatt) and began operating in 1974.
- Nuclear Management Company manages the operation of the Point Beach Nuclear site. We Energies is the owner. The Point Beach Nuclear site is located on the shore of Lake Michigan, approximately 35 miles southeast of Green Bay, Wisconsin. The site has two units (497 megawatts each) and began operating in 1970.

-END-

A news briefing has been scheduled for _____. A Plant Spokesperson will be available to give a brief description of the incident and answer questions the news media might have. The news briefing will be held in the Media Briefing Center at 700 North Adams Street in Green Bay, in the Wisconsin Public Service Corporate Offices. Additional briefings will follow as events warrant. The Public and Media Hotline number is _____

NEWS STATEMENT DEVELOPMENT GUIDELINE

ATTACHMENT B
SAMPLE BULLETIN - CLASSIFICATIONS OR MAJOR CHANGES

Page 3 of 4

DATE:

TIME:

NEWS STATEMENT:

PLANT STATUS: SITE EMERGENCY

GREEN BAY, Wis. - An incident has occurred at the _____ Nuclear site, located on the shore of Lake Michigan, southeast of Green Bay, Wisconsin. The event has been classified as a Site Emergency, the second highest of the four Nuclear Regulatory Commission classifications.

[Insert a brief description of what has occurred up to this time]

The Nuclear Management Company is gathering additional information. As details become available, the company will keep the public informed through news statements and news briefings.

Appropriate State, County and Federal agencies have been notified of the event. They include the Wisconsin Emergency Management, the Emergency Management offices of Kewaunee and Manitowoc Counties, and the Nuclear Regulatory Commission.

Members of the public are asked to stay tuned to their local radio or television stations for updated information.

[Select One:]

- Nuclear Management Company manages the operation of the Kewaunee Nuclear site. Wisconsin Public Service and Alliant Energy are the owners. The Kewaunee Nuclear site is located on the shore of Lake Michigan, approximately 35 miles southeast of Green Bay, Wisconsin. The site has one unit (535 megawatt) and began operating in 1974.
- Nuclear Management Company manages the operation of the Point Beach Nuclear site. We Energies is the owner. The Point Beach Nuclear site is located on the shore of Lake Michigan, approximately 35 miles southeast of Green Bay, Wisconsin. The site has two units (497 megawatts each) and began operating in 1970.

-END-

A news briefing has been scheduled for _____. A Plant Spokesperson will be available to give a brief description of the incident and answer questions the news media might have. The news briefing will be held in the Media Briefing Center at 700 North Adams Street in Green Bay, in the Wisconsin Public Service Corporate Offices. Additional briefings will follow as events warrant. The Public and Media Hotline number is _____

NEWS STATEMENT DEVELOPMENT GUIDELINE

ATTACHMENT B
SAMPLE BULLETIN - CLASSIFICATIONS OR MAJOR CHANGES

Page 4 of 4

DATE:

TIME:

NEWS STATEMENT:

PLANT STATUS: GENERAL EMERGENCY

GREEN BAY, Wis. - An incident has occurred at the _____ Nuclear site, located on the shore of Lake Michigan, southeast of Green Bay, Wisconsin. The event has been classified as a General Emergency, the highest of four of emergency classifications established by the Nuclear Regulatory Commission.

[Insert a brief description of what has occurred up to this time]

The Nuclear Management Company is gathering additional information. As details become available, the company will keep the public informed through news statements and news briefings.

Appropriate State, County and Federal agencies have been notified of the event. They include the Wisconsin Division of Emergency Government, the Emergency Government offices of Kewaunee and Manitowoc Counties, and the Nuclear Regulatory Commission.

Members of the public are asked to stay tuned to their local radio or television stations for updated information.

[Select One:]

- Nuclear Management Company manages the operation of the Kewaunee Nuclear site. Wisconsin Public Service and Alliant Energy are the owners. The Kewaunee Nuclear site is located on the shore of Lake Michigan, approximately 35 miles southeast of Green Bay, Wisconsin. The site has one unit (535 megawatt) and began operating in 1974.
- Nuclear Management Company manages the operation of the Point Beach Nuclear site. We Energies is the owner. The Point Beach Nuclear site is located on the shore of Lake Michigan, approximately 35 miles southeast of Green Bay, Wisconsin. The site has two units (497 megawatts each) and began operating in 1970.

-END-

A news briefing has been scheduled for _____. A Plant Spokesperson will be available to give a brief description of the incident and answer questions the news media might have. The news briefing will be held in the Media Briefing Center at 700 North Adams Street in Green Bay, in the Wisconsin Public Service Corporate Offices. Additional briefings will follow as events warrant. The Public and Media Hotline number is _____.

NEWS STATEMENT DEVELOPMENT GUIDELINE

ATTACHMENT C
SAMPLE NEWS STATEMENT - ADDITIONAL INFORMATION AVAILABLE

DATE:

TIME:

NEWS STATEMENT:

PLANT STATUS: *[List Current Classification]*

GREEN BAY, Wis. - Here is a review of the events at the _____ Nuclear site as we know them at this time:

A _____ at _____ Nuclear site caused operators to declare an *[List Current Classification]* at *[time]* today.

A *[List Current Classification]* is the _____ serious of four emergency classifications as outlined by the Nuclear Regulatory Commission.

[Insert a brief description of the additional information available; i.e., location of plant impacted, injuries, any radiation hazard or threat to the public, cause.]

Appropriate State, County and Federal agencies have been notified of the event. They include the Wisconsin Emergency Management, the Emergency Management offices of Kewaunee and Manitowoc Counties, and the Nuclear Regulatory Commission.

[Select One:]

- Nuclear Management Company manages the operation of the Kewaunee Nuclear site. Wisconsin Public Service and Alliant Energy are the owners. The Kewaunee Nuclear site is located on the shore of Lake Michigan, approximately 35 miles southeast of Green Bay, Wisconsin. The site has one unit (535 megawatt) and began operating in 1974.
- Nuclear Management Company manages the operation of the Point Beach Nuclear site. We Energies is the owner. The Point Beach Nuclear site is located on the shore of Lake Michigan, approximately 35 miles southeast of Green Bay, Wisconsin. The site has two units (497 megawatts each) and began operating in 1970.

-END-

A news briefing has been scheduled for _____. A Plant Spokesperson will be available to give a brief description of the incident and answer any questions the news media might have. The news briefing will be held in the Media Briefing Center at 700 North Adams Street in Green Bay, in the Wisconsin Public Service Corporate Offices. Additional news briefings will follow as events warrant. The Public and Media Hotline number is _____.

NEWS STATEMENT DEVELOPMENT GUIDELINE

ATTACHMENT D
SAMPLE CHRONOLOGY - CONSOLIDATE AND SUMMARIZE EVENTS

DATE:
TIME:
CHRONOLOGY:

Chronology No. ____ : (Headline)

GREEN BAY, Wis. - Following is a chronology of events that occurred today at the
_____ Nuclear site.

- ____ (time) ____ (event) _____
- ____ (time) ____ (event) _____
- ____ (time) ____ (event) _____
- ____ (time) ____ (event) _____
- ____ (time) ____ (event) _____
- ____ (time) ____ (event) _____
- ____ (time) ____ (event) _____
- ____ (time) ____ (event) _____
- ____ (time) ____ (event) _____
- ____ (time) ____ (event) _____

###

NEWS STATEMENT DEVELOPMENT GUIDELINE

ATTACHMENT E
SAMPLE BRIEFING SUMMARY

DATE:

TIME:

BRIEFING SUMMARY:

Briefing Summary No. ____ : (Headline)

GREEN BAY, Wis. - The following is a summary of a news briefing that started at (__:__ am/pm)
concerning the events at the _____ Nuclear site.

The Plant Spokesperson, _____ (name) _____ said that at (__:__ am/pm) today, the _____
Nuclear site declared a _____ [List Current Classification] _____ when [Insert a brief description of what has
occurred up to this time]

- He also said that all personnel not involved with the response to the incident were sent home from the site at (__:__ am/pm). According to , _____ [name] _____, this action was implemented as a precaution for plant personnel safety. All plant personnel have been accounted for and there are no injuries reported.

-END-

NEWS STATEMENT DEVELOPMENT GUIDELINE

ATTACHMENT F
SAMPLE BACKGROUNDER - NUCLEAR EMERGENCY CLASSIFICATIONS

DATE:
TIME:
BACKGROUNDER:

Backgrounder No. ____: Nuclear emergency classifications

GREEN BAY, Wis. - Following is information on the nuclear emergency classification mechanism. There are FOUR emergency classifications for commercial U. S. nuclear power plants. Each requires a specific level of response. In the order of worsening conditions, they are:

UNUSUAL EVENT - is the LOWEST of the four nuclear plant emergency classifications as outlined by the Nuclear Regulatory Commission (NRC). It indicates an unusual plant condition in progress or impending which, if left unattended, has the potential to cause a degradation of overall plant safety. No release of radioactive material is expected, therefore off-site response or environmental monitoring is not needed. Federal, state and local government authorities will be notified of any Unusual Event.

ALERT - is the SECOND LOWEST of the four nuclear plant emergency classifications as outlined by the Nuclear Regulatory Commission (NRC). An Alert is an event/events in progress or that have occurred which involve an actual or a potential substantial degradation of overall plant safety. Government officials are notified and placed on standby. State and County Emergency Operating Centers are fully activated at this level. Although the potential for limited releases of radioactive materials exists, any resulting projected doses are expected to be limited to fractions of the Environmental Protection Agency's Protective Action Guideline levels. Federal, state and local government authorities will be notified of any Alert.

SITE EMERGENCY - is the SECOND HIGHEST of the four nuclear plant emergency classifications as outlined by the Nuclear Regulatory Commission. A Site Emergency includes events which involve an actual or likely failure of the plant functions needed for protection of the public. In these events, the off-site releases of radioactive material and doses are not expected to exceed Environmental Protection Agency's Protective Action Guideline levels except near the site boundary. Federal, state and local government authorities will be notified of a Site Emergency.

GENERAL EMERGENCY - is the HIGHEST of the four nuclear plant emergency classifications as outlined by the Nuclear Regulatory Commission (NRC). A General Emergency includes incidents which involve actual or imminent substantial core degradation with the potential for large releases of radioactive material and/or loss of containment integrity. Actual, potential or projected doses can be reasonably expected to exceed the Environmental Protection Agency's Protective Action Guideline levels off-site for more than the immediate plant area. State and local governments will make decisions on protective actions for the public. Federal, state and local government authorities will be notified of a General Emergency.

###

NEWS STATEMENT DEVELOPMENT GUIDELINE

ATTACHMENT G
SAMPLE BACKGROUNDER - ABOUT THE KEWAUNEE NUCLEAR SITE

DATE:
TIME:
BACKGROUNDER:

Backgrounder No. ____: About the Kewaunee Nuclear site

GREEN BAY, Wis. - Following is information on the Kewaunee Nuclear site:

OPERATOR: Nuclear Management Company, Hudson, Wisconsin.

OWNER: Wisconsin Public Service Corporation, Green Bay, Wisconsin and Alliant Energy, Madison, Wisconsin

LOCATION: Town of Carlton, Kewaunee County, Wisconsin. On the shores of Lake Michigan (approximately 35 miles southeast of Green Bay, 9 miles south of Kewaunee, 105 miles north of Milwaukee).

SITE: 911 acres.

GENERATING UNIT: One nuclear power unit supplying steam turbine, the turbine-generator with a net capacity of approximately 535,000 kilowatts.

REACTOR TYPE: Pressurized Water Reactor.

REACTOR SUPPLIER: Westinghouse Electric Corp.

TURBINE-GENERATOR SUPPLIER: Westinghouse Electric Corp.

ENGINEER-CONSTRUCTOR: Fluor Engineering Co., Chicago, IL

GROUND BREAKING: November 28, 1967

OPERATING LICENSE ISSUED: December 21, 1973

COMMERCIAL OPERATION: June 16, 1974

ORIGINAL COST: \$212 million, including interest during construction.

COOLING WATER SOURCE: Lake Michigan; 413,000 gallons per minute pumped through the condenser at full power.

###

NEWS STATEMENT DEVELOPMENT GUIDELINE

ATTACHMENT H
SAMPLE BACKGROUNDER - ABOUT THE POINT BEACH NUCLEAR SITE

DATE:
TIME:
BACKGROUNDER:

Backgrounder No. ____: About the Point Beach Nuclear site

GREEN BAY, Wis. - Following is information on the Point Beach Nuclear site:

OPERATOR: Nuclear Management Company, Hudson, Wisconsin.

OWNER: We Energies, Milwaukee, Wisconsin.

LOCATION: Town of Two Creeks, Manitowoc County, Wis. On the shores of Lake Michigan (approximately 35 miles southeast of Green Bay, 18 miles north of Two Rivers, 100 miles north Milwaukee).

SITE: 1,260 acres.

GENERATING UNITS: Two nuclear power units supplying steam turbines, each turbine-generator with a net capacity of approximately 500,000 kilowatts.

REACTOR TYPE: Pressurized Water Reactor.

REACTOR SUPPLIER: Westinghouse Electric Corp.

TURBINE-GENERATOR SUPPLIER: Westinghouse Electric Corp.

ENGINEER-CONSTRUCTOR: Bechtel Corp.

GROUNDBREAKING: Nov. 28, 1966 (Unit 1).

OPERATING LICENSE ISSUED: Unit 1 - Oct. 5, 1970; Unit 2 - May 25, 1972.

COMMERCIAL OPERATION: Unit 1 - Dec. 21, 1970; Unit 2 - Oct. 1, 1972.

ORIGINAL COST: \$163 million, including interest during construction.

COOLING WATER SOURCE: Lake Michigan; 375,000 gallons per minute pumped through each unit's condenser at full power.

###

NEWS STATEMENT DEVELOPMENT GUIDELINE

ATTACHMENT I
SAMPLE BACKGROUNDER - ABOUT RADIATION

DATE:
TIME:
BACKGROUNDER:

Backgrounder No. ____: About radiation

GREEN BAY, Wis. - Everything on earth is made up of small particles called atoms. Some atoms give off radiation. People cannot see, taste, feel or hear radiation. It can only be measured with special instruments.

Every day we are exposed to small amounts of natural-occurring radiation. It is in the air we breathe and the food we eat. It is even found in our own bodies. This type of radiation is called "natural background radiation".

Radiation also comes from man-made sources. It is used by doctors and dentists (in x-ray machines) and in other helpful ways, such as industry and power production. It is normal to be exposed to these small amounts of radiation; but, to be safe, man-made radiation exposure is limited.

Radiation exposure is measured in millirems. A millirem is a unit for measuring a dose of radiation. It is one thousandth of a rem. Rem measures the effect on the human cells.

Federal law limits the amount of radiation exposure we should receive. Workers at nuclear plants in the United States are only allowed up to 5,000 millirem per year.

Levels of radiation at nuclear plants are continuously monitored. This is done by taking samples from food, water, air and much more. The Kewaunee/Point Beach Nuclear sites add less than 1 millirem per year to the environment near the plants.

If a nuclear accident involving radiation did occur, trained utility and public employees would take additional readings around the plant. If such a release of radiation is expected, you would be asked to take emergency actions, such as evacuate or shelter.

NEPIP APPENDIX 9.0

EMERGENCY PUBLIC INFORMATION RESPONSE FORMS

DOCUMENT TYPE: Administrative

REVISION: 3

EFFECTIVE DATE: August 4, 2003

APPROVAL AUTHORITY: Department Manager

PROCEDURE OWNER (title): Group Head

OWNER GROUP: Emergency Preparedness

EMERGENCY PUBLIC INFORMATION RESPONSE
FORMS

TABLE OF CONTENTS

SECTION	TITLE	PAGE
1.0	PURPOSE	3
2.0	DISCUSSION	3
3.0	RESPONSIBILITIES	3
4.0	PROCEDURE	3
4.1	KPB Emergency Notification.....	3
4.2	News Statement Approval Form	3
4.3	Telephone Response Message Form	4
4.4	Media Monitor Report Form	4
4.5	JPIC Narrative Position Log	4
5.0	REFERENCES	4
6.0	BASES	4
7.0	RECORDS	4
FORM 9.1	EMERGENCY NOTIFICATION TO KPB - NMC - WPS or We Energies.....	5
FORM 9.2	NEWS STATEMENT APPROVAL FORM	6
FORM 9.3	TELEPHONE RESPONSE MESSAGE FORM.....	7
FORM 9.4	MEDIA MONITOR REPORT FORM	8
FORM 9.5	JPIC POSITION NARRATIVE LOG.....	9

EMERGENCY PUBLIC INFORMATION RESPONSE
FORMS

1.0 PURPOSE

This appendix is to provide forms to be used during the course of the emergency at Kewaunee/Point Beach Nuclear site. The forms generated during the event would be used as a record for the event reconstruction process.

2.0 DISCUSSION

None

3.0 RESPONSIBILITIES

None

4.0 PROCEDURE

4.1 KPB Emergency Notification

Form 9.1 should be completed immediately, copied to NMC letterhead, and faxed to the following locations (ETD 04):

4.1.1 Nuclear Management Company

- a. Chief Nuclear Officer
- b. Reception Desk
- c. Communications Department

4.1.2 WPS or We Energies Owner Companies

- a. WPS or We Energies Communications Departments
- b. WPS Telephone Call Center or WE Pewaukee Customer Contact Center

4.2 News Statement Approval Form

Form 9.2 should be used to get the final reviews and approvals of any news statements drafted, PRIOR to being issued. This form can also be used when deemed necessary by the JPIC Manager for other communications that may occur.

EMERGENCY PUBLIC INFORMATION RESPONSE
FORMS

4.3 Telephone Response Message Form

Form 9.3 should be used document each phone call, especially those calls which require more information or a more detailed response.

4.4 Media Monitor Report Form

Form 9.4 should be used to document the accuracy and issue resolution of all media publications.

4.5 JPIC Narrative Position Log

Form 9.5 should be used to maintain a log of major events, actions, decisions and phone calls.

5.0 REFERENCES

None

6.0 BASES

NEPIP 1.0, Nuclear Emergency Public Information Plan

7.0 RECORDS

None

EMERGENCY PUBLIC INFORMATION RESPONSE
FORMS

NEPIP FORM 9.1
EMERGENCY NOTIFICATION TO KPB - NMC - WPS or We Energies

**KPB EMERGENCY NOTIFICATION
URGENT - IMPORTANT INFORMATION**

Circle the correct statement, cross out the other:

THIS IS A DRILL or THIS IS A REAL EVENT

An emergency has been declared at the _____ Nuclear site. Please inform other workers in your area. Specific information about this event will be faxed in a few minutes. Updated information and news statements concerning this event will be faxed to this machine periodically.

When you receive information, please post it immediately in a conspicuous place in your area. In addition, regular updates will be posted for Kewaunee/Point Beach employees on the KPB voicemail system.

The NMC and owner company should determine if they need to provide updates for their active and retired employees via their voice mail systems or other methods.

If your area receives phone calls from the public or employees asking specific questions about the status of the event, please forward or refer all calls to _____.

Calls received at the above number will be answered by staff that is familiar with the incident and able to answer questions.

NEPIP FORM 9.2
NEWS STATEMENT APPROVAL FORM

NEWS STATEMENT APPROVAL FORM

JPIC MANAGER: _____ Date/Time ____/____

PLANT SPOKESPERSON: _____ Date/Time ____/____/____

STATE:	<div></div> <div></div> <div></div> <div></div> <div></div> <div></div> <div>Date/Time ____/____</div>
COUNTY:	<div></div> <div></div> <div></div> <div></div> <div></div> <div></div> <div>Date/Time ____/____</div>

SM/ED or ED or ERM: _____ Date/Time ____/____/____

EMERGENCY PUBLIC INFORMATION RESPONSE
FORMS

NEPIP FORM 9.3
TELEPHONE RESPONSE MESSAGE FORM

TELEPHONE RESPONSE MESSAGE FORM

Note: If this is a drill, start and end each call with "This is a Drill."

"Hello, This is the Response Service for the Kewaunee / Point Beach Nuclear site. May I help you?"
(circle correct site - cross out other)

Caller's Name:		Date/Time: ____/____/____		
Caller's Telephone Number:				
Caller's Affiliation:				
Inquiry/Concern:				
Manner:				
<input type="checkbox"/> Calm	<input type="checkbox"/> Upset	<input type="checkbox"/> Coherent	<input type="checkbox"/> Emotional	<input type="checkbox"/> Laughing
<input type="checkbox"/> Angry	<input type="checkbox"/> Irrational	<input type="checkbox"/> Incoherent	<input type="checkbox"/> Righteous	<input type="checkbox"/> Threatening
Follow Up				
Comments:				
Comments By:				
Follow-up Call By:		Time:		
RETURN COMPLETED FORMS TO TELEPHONE RESPONSE DIRECTOR, UNLESS OTHERWISE INDICATED.				

EMERGENCY PUBLIC INFORMATION RESPONSE
FORMS

NEPIP FORM 9.4
MEDIA MONITOR REPORT FORM

MEDIA MONITOR REPORT FORM

Date/Time: ____/____/____

Monitor Name: _____

Media Source: ☐ Television ☐ Radio ☐ Newspaper

Station/Channel/Publication: _____

Reporter: _____

Content/People Quoted: _____

Error: _____

Was the Report Recorded: ☐ Yes ☐ No

Follow-Up (If Needed): _____

Action Taken: _____

Close Out Signature: _____ Date/Time: ____/____/____

NEPIP FORM 9.5
JPIC POSITION NARRATIVE LOG

Name/ERO: _____/_____ Date: _____ Page ____ of ____

Page 9 of 9

NEPIP APPENDIX 17.0

JPIC, MBC, AND TRC DESCRIPTIONS

DOCUMENT TYPE: Administrative

REVISION: 4

EFFECTIVE DATE: August 4, 2003

APPROVAL AUTHORITY: Department Manager

PROCEDURE OWNER (title): Group Head

OWNER GROUP: Emergency Preparedness

JPIC, MBC, AND TRC DESCRIPTIONS

TABLE OF CONTENTS

SECTION	TITLE	PAGE
1.0	PURPOSE	3
2.0	DISCUSSION	3
3.0	RESPONSIBILITIES	3
4.0	PROCEDURE	3
5.0	REFERENCES	5
6.0	BASES	5
7.0	RECORDS	5
FIGURE 17-1	JPIC ERO STAFF AUGMENTATION	6
FIGURE 17-2	LOCATION OF JPIC AND MEDIA BRIEFING CENTER MAP	7
FIGURE 17-3	JPIC - UTILITY WORK AREA DIAGRAM - ROOM D2-7	8
FIGURE 17-4	JPIC - STATE AND COUNTY WORK AREA - ROOM D2-8	9
FIGURE 17-5	JPIC - FEDERAL WORK AREA - ROOM D2-9	10
FIGURE 17-6	MEDIA BRIEFING CENTER	11
FIGURE 17-7	TELEPHONE RESPONSE CENTER - CALL ROUTING DIAGRAM	12

JPIC, MBC, AND TRC DESCRIPTIONS

1.0 PURPOSE

The purpose of this appendix is to provide general descriptions about the Kewaunee/Point Beach Nuclear site Joint Public Information Center (JPIC). Diagrams are incorporated for the JPIC Emergency Response Organization's (ERO) use of various rooms that are an integral part of the JPIC.

2.0 DISCUSSION

None

3.0 RESPONSIBILITIES

N/A

4.0 PROCEDURE

4.1 Joint Public Information Center (JPIC) Emergency Response Organization (ERO)

The JPIC ERO is comprised of Kewaunee/Point Beach (KPB) personnel with backgrounds primarily in communications, engineering, training, planning and human resources. The WPS and WE owner companies provide personnel with backgrounds in finances, insurance, and risk management. The Telephone Response Centers are comprised of WPS and WE call center staff that perform this function on a daily basis. See Figure 17-1.

4.2 Joint Public Information Center (JPIC)

The JPIC is a central location for all agencies and companies responding to an event at a nuclear power plant. The intent is to have a single place for all agencies to coordinate their public information activities, have the latest information from the plant, and provide a single place for the media to get information. This prevents confusion and speeds the flow of information to the public.

4.2.1 The Kewaunee/Point Beach Nuclear site JPIC is located in rooms D2-7, D2-8 and D2-9 on the second floor of the Division Building at WPS's corporate headquarters at 700 North Adams Street in Green Bay. It is a dedicated facility that is ready 24 hours a day. See Figure 17-2 through Figure 17-5.

4.2.2 The JPIC has working space for the following agencies:

- a. KPB site personnel.
- b. NMC and Owner Company personnel.

JPIC, MBC, AND TRC DESCRIPTIONS

- c. State of Wisconsin
- d. Kewaunee County
- e. Manitowoc County
- f. Nuclear Regulatory Commission (NRC)
- g. Federal Emergency Management Agency (FEMA)
- h. Several other federal agencies that support FEMA and NRC

4.2.3 Management of the JPIC is handled by a team consisting of the lead public information people from the KPB site, State of Wisconsin, the two local counties, and the lead federal agency (this could be either NRC or FEMA, depending on the status of the event). This team decides on news briefing times, order of presenters during briefings and other policy and operational questions concerning the JPIC.

4.2.4 Decisions about response to the event are not made at the JPIC. Each agency is in direct contact with its headquarters or main emergency facility. The role of the JPIC is to keep the public and media informed about the events taking place, and to provide other information needed by the public

4.3 Media Briefing Center (MBC)

The Media Briefing Center is where all media should go to get the latest information from all of the agencies responding to the event. Media will be notified as soon as possible after declaration of an emergency. A short news statement will be faxed to media in the area, major newspapers in the state and the wire services.

4.3.1 The MBC is located on the first floor of the General Office Building at 700 North Adams Street in Green Bay in rooms G1-5&6. A media work room is located nearby in G1-1. See Figure 17-6.

4.3.2 Media briefings would be held about once an hour, or as new information becomes available. The briefings will usually include all key agencies present at the JPIC. Written news statements from these and other agencies will also be distributed.

4.3.3 The center includes a sound system with a mult box for media to plug into and an audio/visual feed to the other JPIC rooms. Background video clips are available for television.

JPIC, MBC, AND TRC DESCRIPTIONS

4.4 Telephone Response Center (TRC)

Many people will have questions during an event at the Kewaunee/Point Beach Nuclear site. A phone bank will be established shortly after the declaration of an emergency to assist in notifying the media and answering questions from the public. See Figure 17-7.

- 4.4.1 The JPIC uses the staff and computer technology of the Wisconsin Public Service Customer Communication Center. If the event is at the Point Beach site, the Wisconsin Electric Pewaukee Customer Call Center is also used as a secondary location. This gives the KPB JPIC the opportunity to use computerized job aids to help answer questions from the public and media.
- 4.4.2 A toll free Information Hotline will be established at the JPIC Telephone Response Center for access by the public during an actual event at the plant. Calls that the public place to NMC (management), WPS/WE (owner companies), KPB sites, and other service locations will also be forwarded to the Telephone Response Center.
- 4.4.3 Calls received from the public would be answered by the Telephone Responders with assistance from the Telephone Response Director and Assistant Telephone Response Director.
- 4.4.4 Calls received that are not generic in nature will be forwarded to the JPIC for response by specific JPIC personnel based on the subject of the call.

5.0 REFERENCES

N/A

6.0 BASES

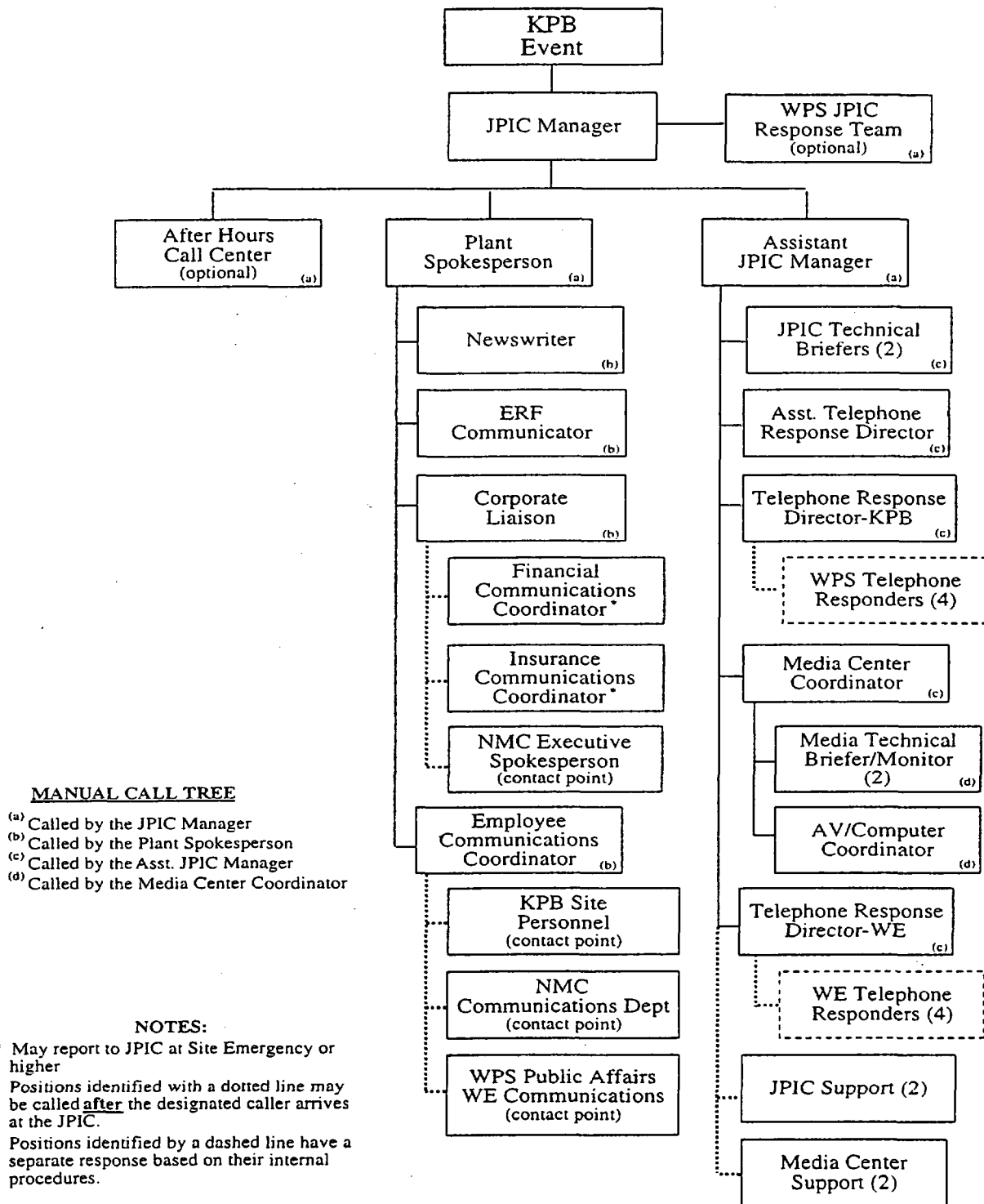
B-1 NEPIP 1.0, Nuclear Emergency Public Information Plan

7.0 RECORDS

N/A

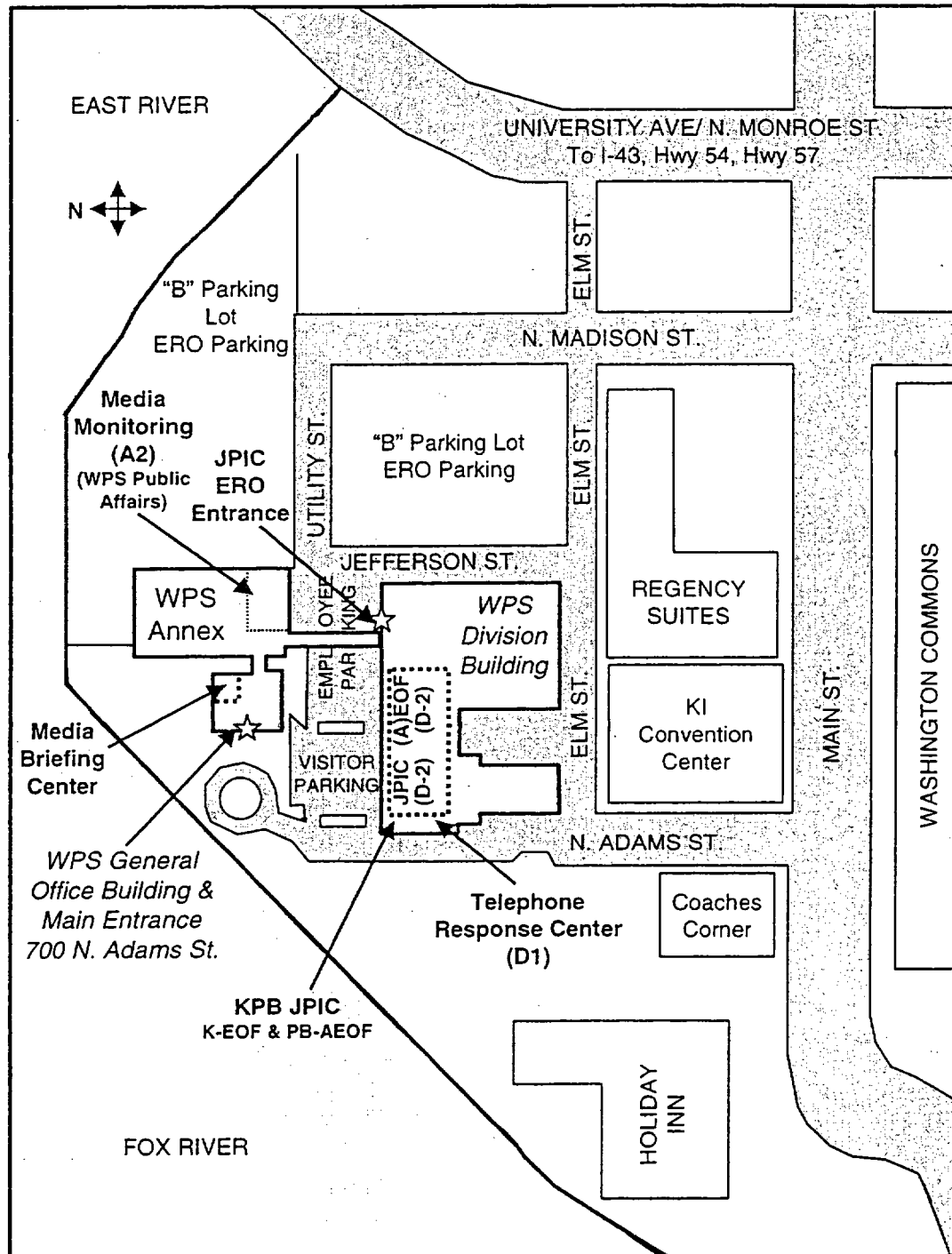
JPIC, MBC, AND TRC DESCRIPTIONS

FIGURE 17-1
JPIC ERO STAFF AUGMENTATION



JPIC, MBC, AND TRC DESCRIPTIONS

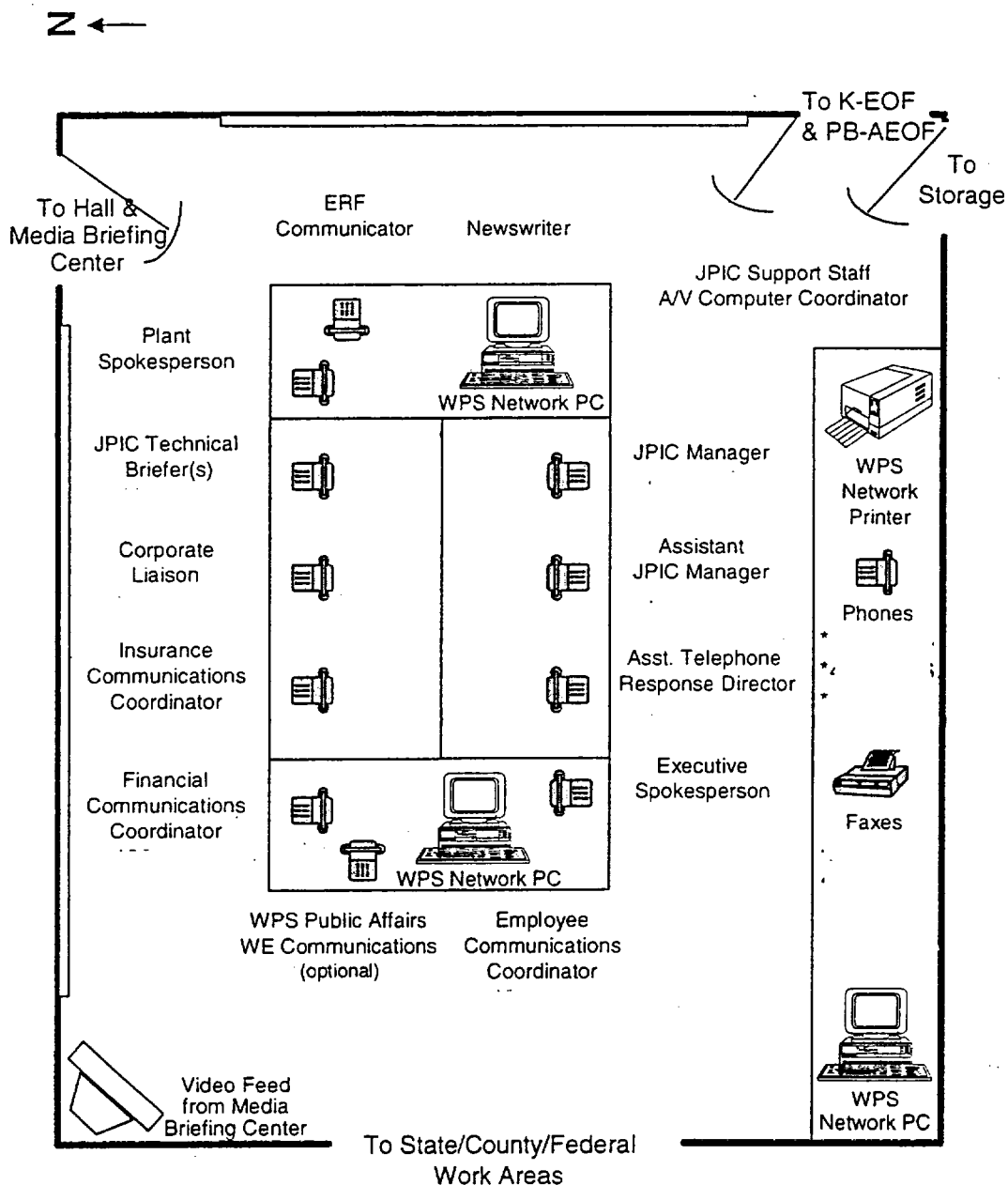
FIGURE 17-2
LOCATION OF JPIC AND MEDIA BRIEFING CENTER MAP



Take I-43 north to Green Bay - Exit 187 Webster Avenue. Go south to University Avenue. Take University Avenue west across the East River to the next intersection, Elm Street. Take Elm Street west to N. Adams Street

JPIC, MBC, AND TRC DESCRIPTIONS

FIGURE 17-3
JPIC - UTILITY WORK AREA DIAGRAM - ROOM D2-7

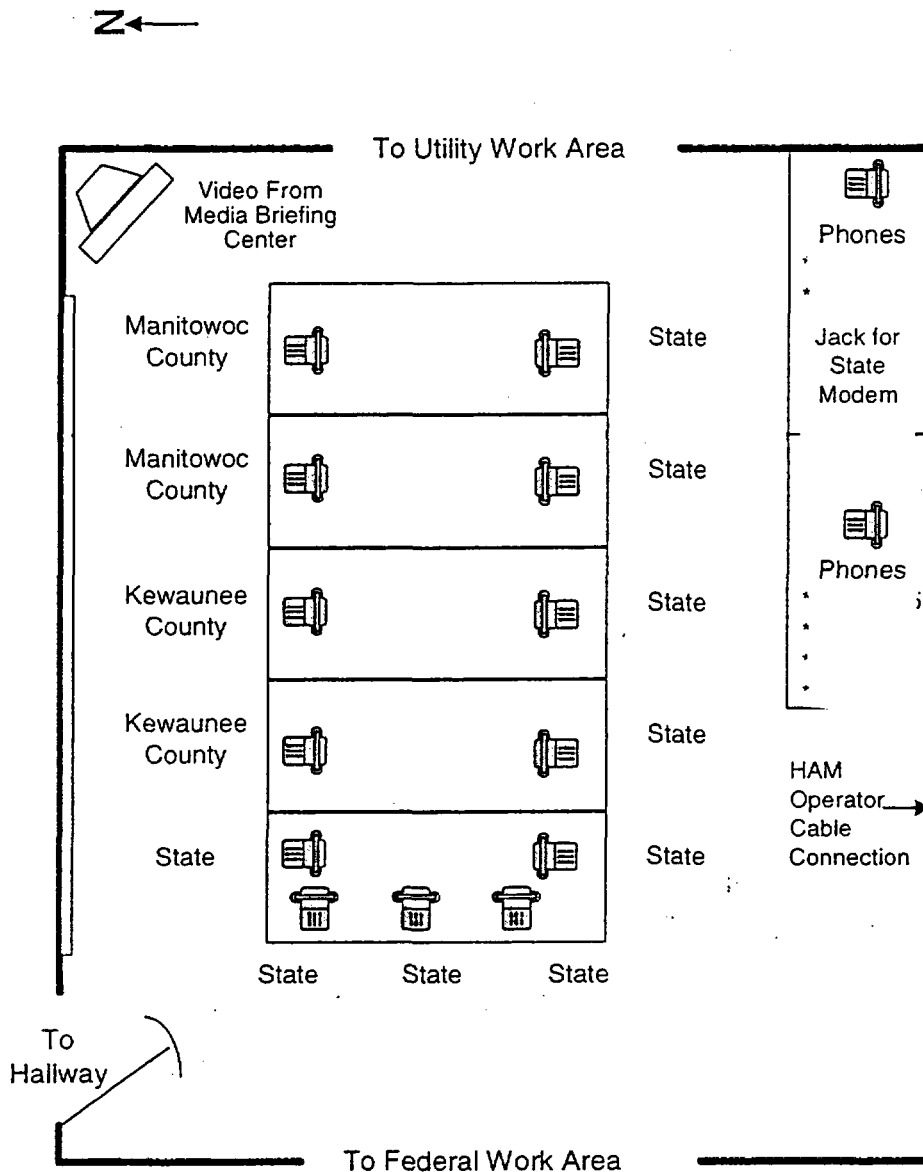


* Phones that have dual jacks and are wall mounted
All 64xx phones are prefixed * - All others are

EP-FIG-045

JPIC, MBC, AND TRC DESCRIPTIONS

FIGURE 17-4
JPIC - STATE AND COUNTY WORK AREA - ROOM D2-8

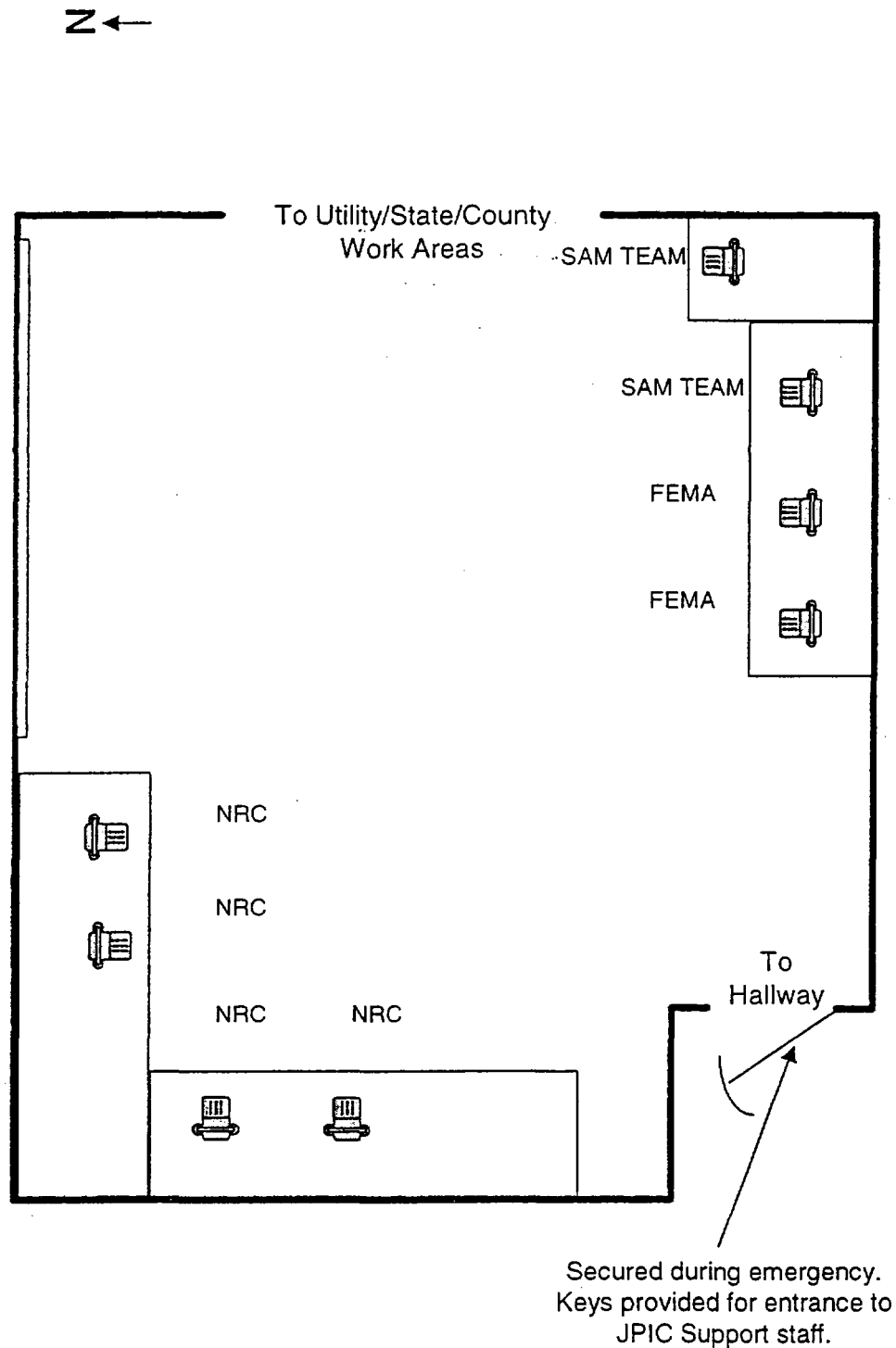


* Phones that have dual jacks and are wall mounted
All 64xx phones are prefixed

EP-FIG-044

JPIC, MBC, AND TRC DESCRIPTIONS

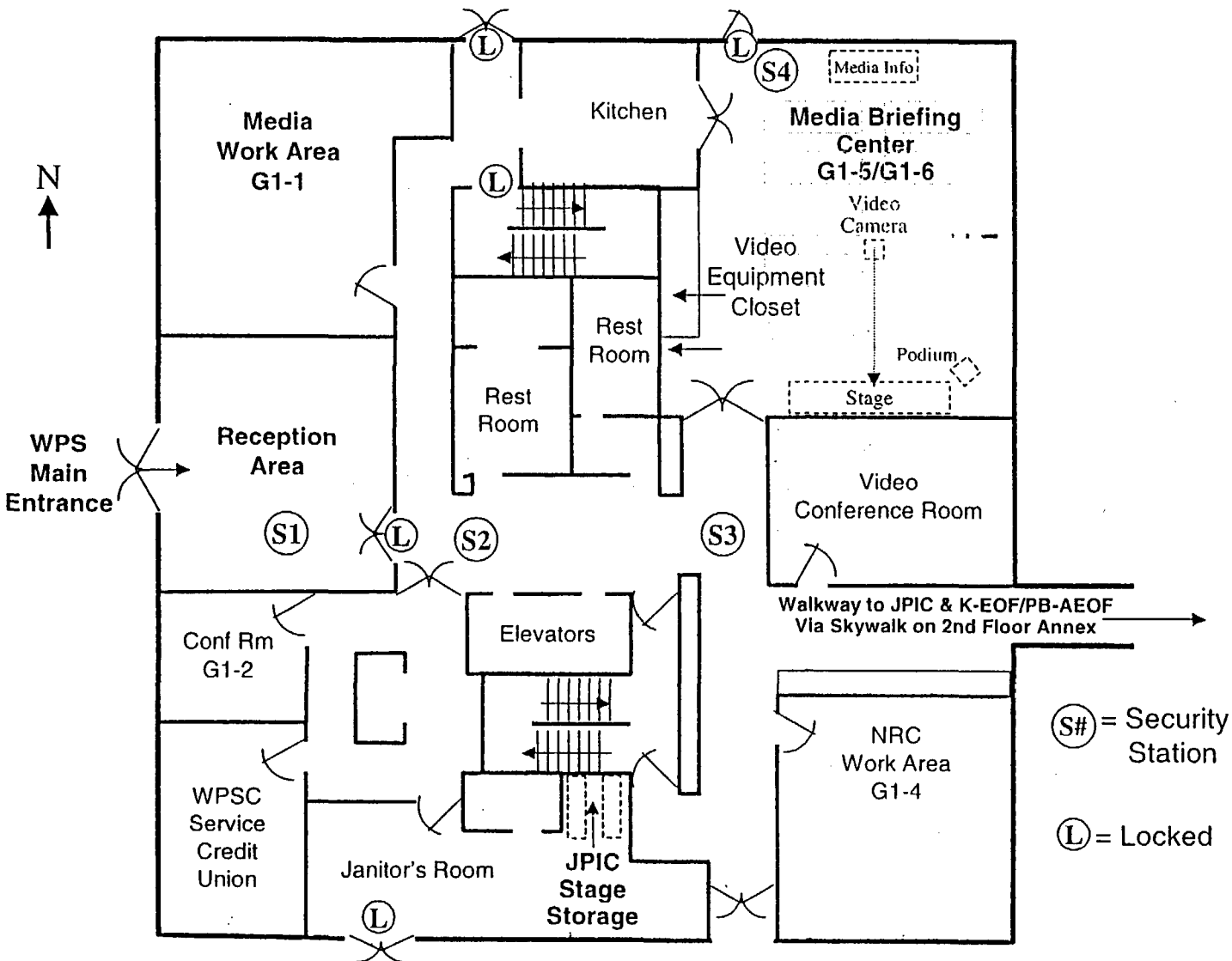
FIGURE 17-5
JPIC - FEDERAL WORK AREA - ROOM D2-9



EP-FIG-043

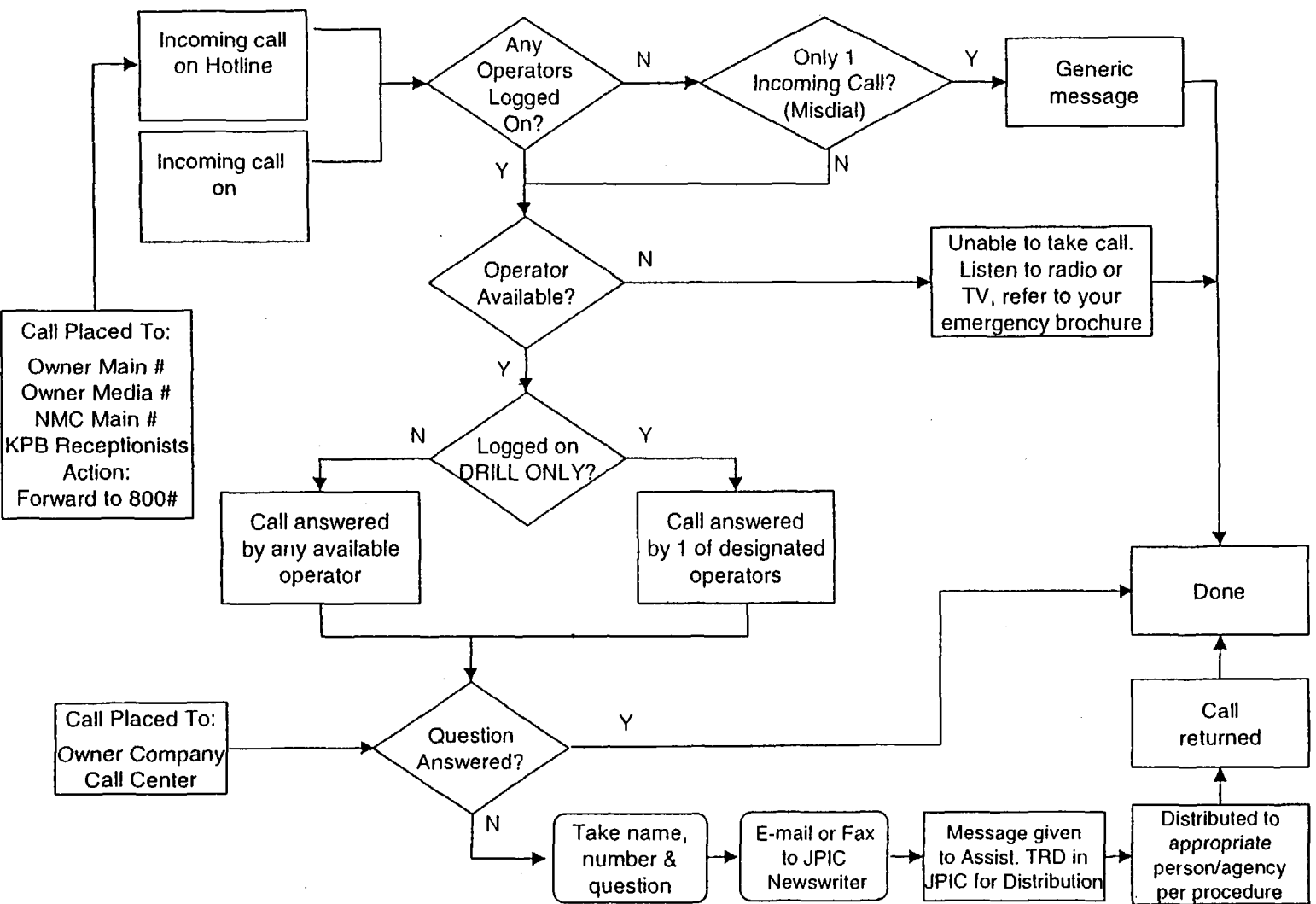
JPIC, MBC, AND TRC DESCRIPTIONS

FIGURE 17-6
MEDIA BRIEFING CENTER



JPIC, MBC, AND TRC DESCRIPTIONS

FIGURE 17-7
TELEPHONE RESPONSE CENTER - CALL ROUTING DIAGRAM



NEPIP APPENDIX 19.0

MEDIA INFORMATION PACKAGE – KEWAUNEE NUCLEAR SITE

DOCUMENT TYPE: Administrative

REVISION: 2

EFFECTIVE DATE: August 4, 2003

APPROVAL AUTHORITY: Department Manager

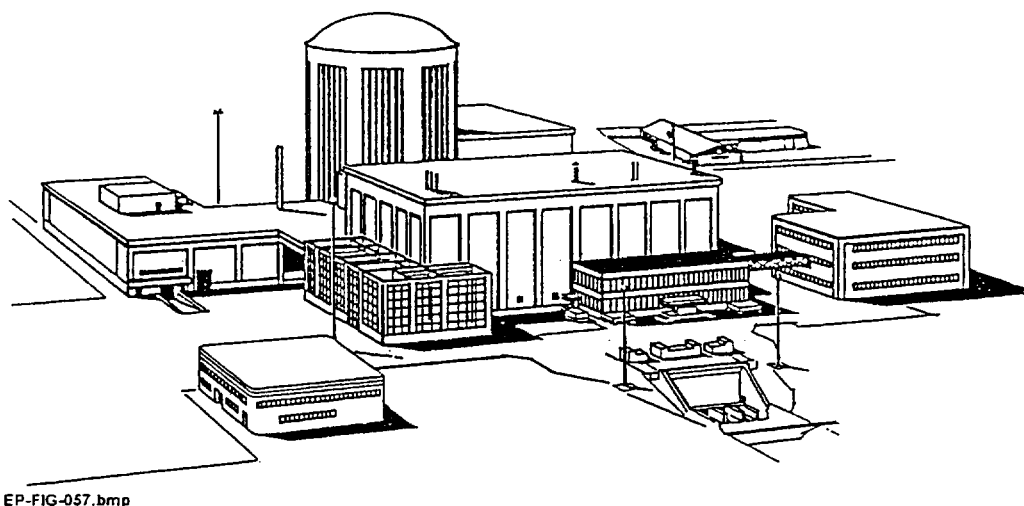
PROCEDURE OWNER (title): Group Head

OWNER GROUP: Emergency Preparedness

MEDIA INFORMATION PACKAGE - KEWAUNEE
NUCLEAR SITE

MEDIA INFORMATION PACKAGE

KEWAUNEE/POINT BEACH NUCLEAR KEWAUNEE NUCLEAR SITE



EP-FIG-057.bmp

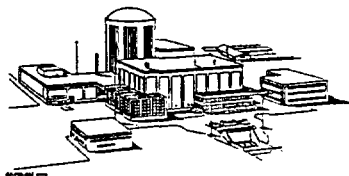
HOTLINE NUMBER:

MEDIA INFORMATION PACKAGE – KEWAUNEE
NUCLEAR SITE

TABLE OF CONTENTS

TITLE	PAGE
KEWAUNEE NUCLEAR SITE FACTS	4
THE KEWAUNEE NUCLEAR SITE	5
HOW A NUCLEAR PLANT WORKS	8
NUCLEAR REACTOR	13
NUCLEAR FUEL ASSEMBLY	14
STEAM GENERATOR	16
PRESSURIZER	18
REACTOR COOLANT PUMP	19
EMERGENCY PUBLIC INFORMATION	20
EMERGENCY ACTION LEVELS	21
DECLARED EMERGENCY EVENTS	22
RADIATION	23
RADIATION AND NUCLEAR POWER PLANT INCIDENTS	25
HOW DANGEROUS IS RADIATION?	27
RADIATION - MEASURE FOR MEASURE	28
SITE EMERGENCY RESPONSE FACILITIES	29
EMERGENCY FACILITIES AWAY FROM THE SITE	30
EMERGENCY MANAGEMENT OFFICES	31
BEST ADVICE	32
NUCLEAR LIABILITY INSURANCE	36
TERRORIST ATTACKS - THEIR EFFECT ON INSURANCE	37
PAYING FOR REPLACEMENT POWER	38
COMPARISON OF VARIOUS EARTHQUAKE MEASURES	39
 <u>FIGURES</u>	
FIGURE 19-1 , 10-MILE EMERGENCY PLAN ZONE (EPZ) MAP	6
FIGURE 19-2, KEWAUNEE NUCLEAR SITE MAP	7
FIGURE 19-3, GENERIC PRESSURIZED WATER REACTOR SCHEMATIC	12
FIGURE 19-4, NUCLEAR REACTOR	13
FIGURE 19-5, NUCLEAR FUEL ASSEMBLY	14
FIGURE 19-6, STEAM GENERATOR	16
FIGURE 19-7, PRESSURIZER	18
FIGURE 19-8, REACTOR COOLANT PUMP	19
FIGURE 19-9, POPULATION DISTRIBUTION BY GEOGRAPHICAL SUB-AREA	33
FIGURE 19-10, KEWAUNEE COUNTY EVACUATION MAP	34
FIGURE 19-11, MANITOWOC COUNTY EVACUATION MAP	35

MEDIA INFORMATION PACKAGE – KEWAUNEE
NUCLEAR SITE



KEWAUNEE NUCLEAR SITE FACTS

DATES OF INTEREST

Ground Breaking: November 28, 1967
Operation License: December 21, 1973
Commercial Operations: June 16, 1974

AFFILIATED NUCLEAR SITE

Point Beach (PWR - 2 Units)

OPERATING COMPANY

Nuclear Management Company

AFFILIATED NUCLEAR FLEET PLANTS

Prairie Island (PWR - 2 Units)
Monticello (BWR - 1 Unit)
Duane Arnold (BWR - 1 Unit)
Palisades (PWR - 1 Unit)

OWNERSHIP

Wisconsin Public Service 59%
Alliant (Wisconsin Power and Light) 41.0%

CAPACITY

535 Megawatts
535,000 Kilowatts (Net-some generation used to run the plant)

TYPE/DESIGN

Pressurized Water Reactor

ARCHITECT/ENGINEER

Fluor Engineering Co., Chicago

MANUFACTURER OF STEAM SUPPLY

Westinghouse Electric Corporation

FUEL

Reactor Core: 121 Assemblies
Assembly size: 8"x 8" x 12'

COOLING WATER SOURCE

Lake Michigan: 413,000 gallons per minute pumped through the unit's condenser at full power.

CONSTRUCTION COST

\$212 Million

LOCATION

Town of Carlton, Kewaunee County, Wis. On a 911 acre site on the shores of Lake Michigan. (Approximately 35 miles southeast of Green Bay, 9 miles south of Kewaunee, 105 miles north of Milwaukee)

EMPLOYEES

458

MEDIA INFORMATION PACKAGE – KEWAUNEE
NUCLEAR SITE

THE KEWAUNEE NUCLEAR SITE

The Kewaunee Nuclear site consists of about 911 acres. Only about 60 acres are used for the plant, substation, parking lots, and other plant facilities. The remainder is leased for farming, a School Forest for educational programs, a system of walking trails, and a softball field for public use. The 911 acres is referred to as "on-site." All other land in the area is considered to be "off-site." Roads, other than plant access roads, are public roads, even though they may cross the plant property. See Figure 17-1 and Figure 17-2.

PROTECTED AREA

The Protected Area is the area inside the fence surrounding the Kewaunee plant. To enter this area, you must be cleared by security and have a plant badge. Visitors without plant badges are allowed if escorted at all times by a badged employee.

BUILDINGS IN THE PROTECTED AREA

The Security Building houses the contracted security force, offices and training rooms.

The Screenhouse and Forebay are used to bring Lake Michigan water into the plant, and to discharge it back to the lake.

The Administration Building is a typical office building with conference rooms.

The Turbine Building houses the turbine generator and its related equipment. The building is 130 feet wide, 227 feet-6 inches long and extends 95 feet above the ground. There are 3 turbines (1 high pressure, 2 low pressure) and the generator connected to a common shaft that rotates at 1,800 RPM. The total weight of the turbine generator is 1,475 tons.

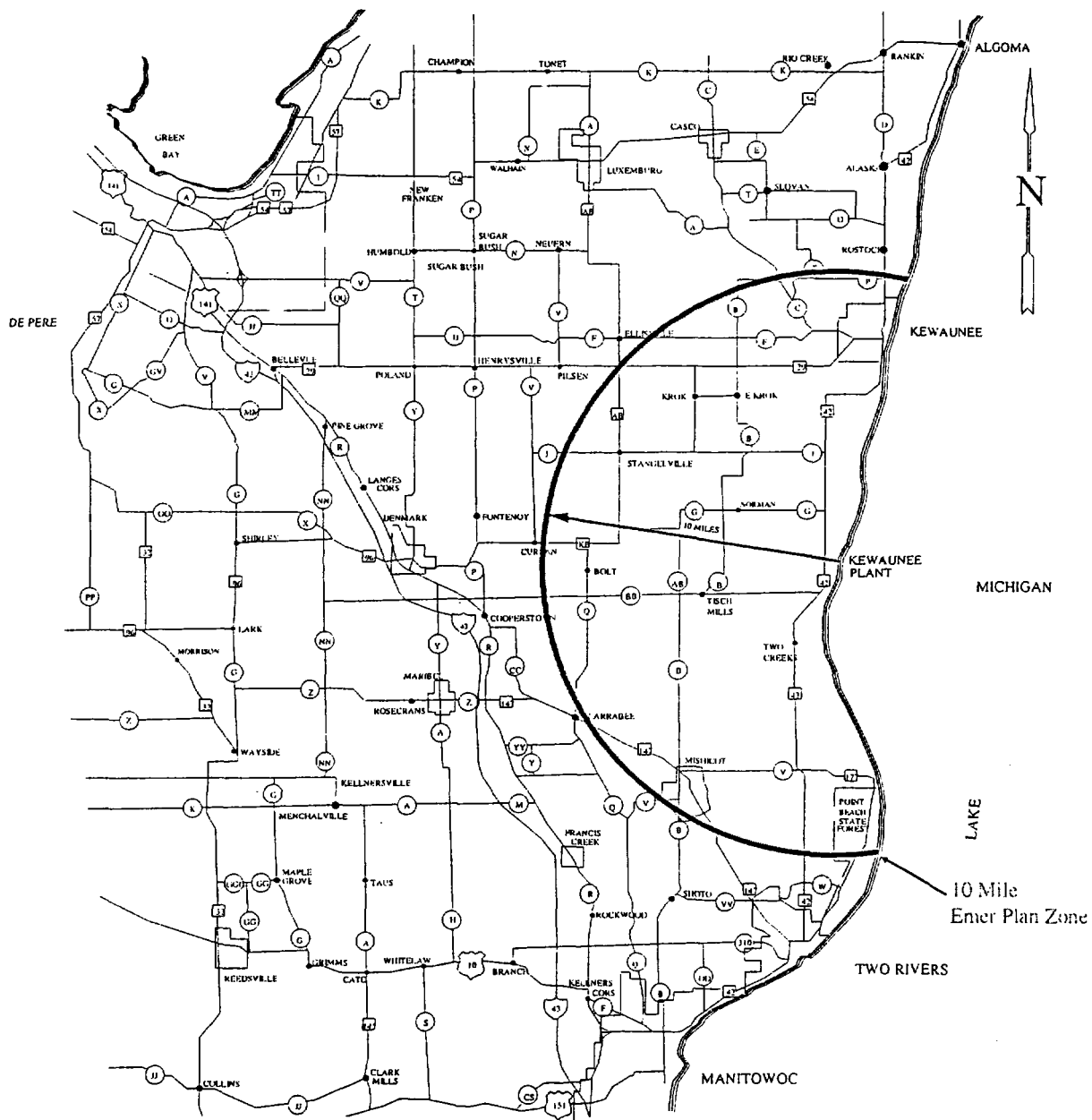
The Auxiliary Building houses equipment and components that support operation of the reactor system, including the Spent Fuel Pool. This is called the "Controlled" side of the plant (which also includes the Reactor Containment Building). The Auxiliary Building is 200 feet wide, 227 feet-6 inches long, and extends 95 feet above the ground.

The Reactor Building is the large silo-shaped building. The building is 115 feet in diameter, and extends 187 feet-4 inches above the ground. The reactor, steam generators (2), pressurizer and their related equipment are located here. There is also a 230 ton overhead crane.

The Reactor Building is actually comprised of two structures often called the Containment Building. Containment is a shell comprised of steel plates 1½ inches thick. This area is 105 feet in diameter with internal volume of 1,320,000 cubic feet. The Shield Building is the portion visible from the outside. It is made of steel-reinforced concrete 2½ feet thick.

MEDIA INFORMATION PACKAGE – KEWAUNEE
NUCLEAR SITE

FIGURE 19-1
10-MILE EMERGENCY PLAN ZONE (EPZ) MAP

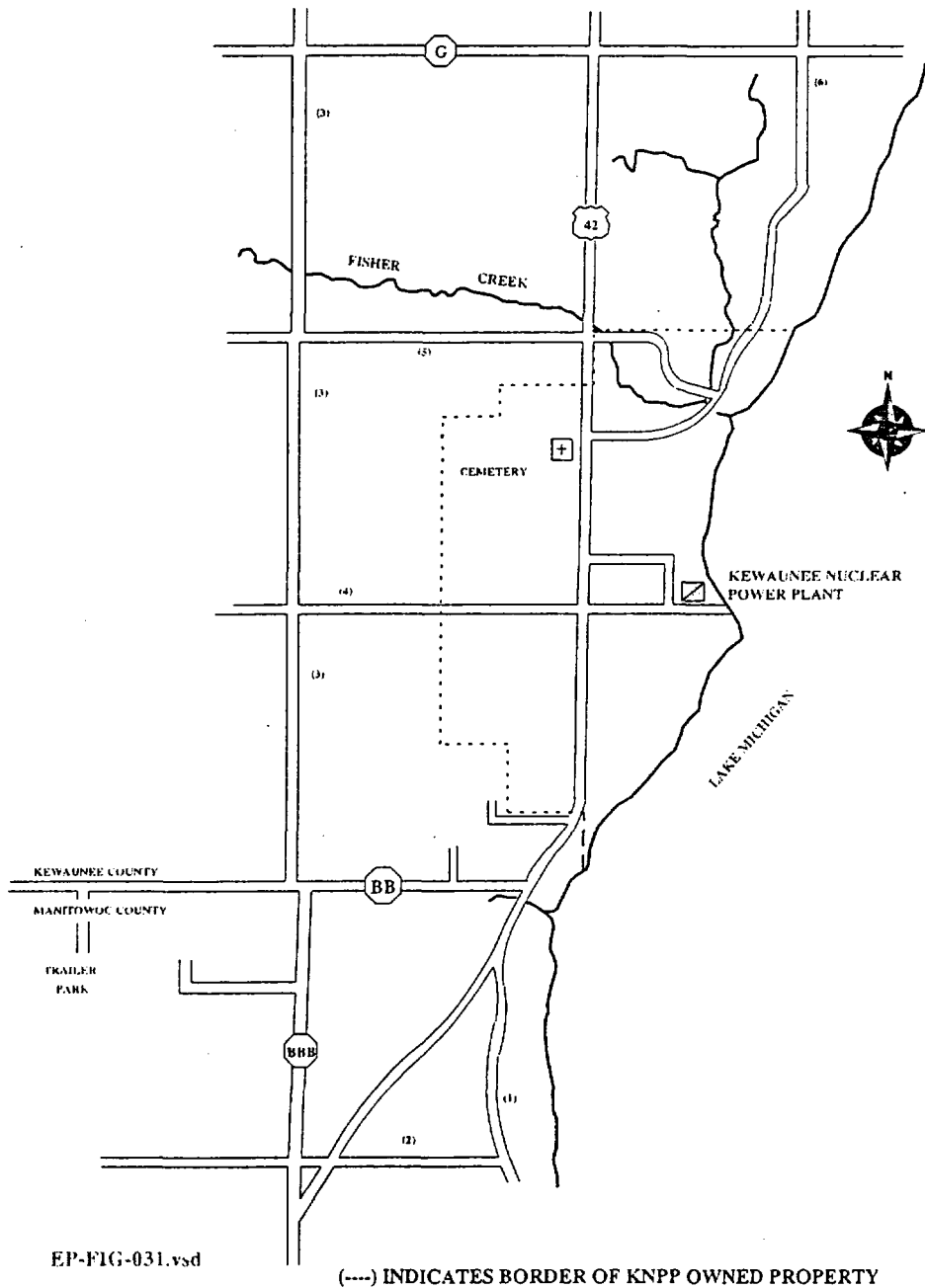


EP-FIG-028.vsd

Note: The arch represents ten miles from the center of the Kewaunee Nuclear site.

MEDIA INFORMATION PACKAGE – KEWAUNEE
NUCLEAR SITE

FIGURE 19-2
KEWAUNEE NUCLEAR SITE MAP



MEDIA INFORMATION PACKAGE – KEWAUNEE
NUCLEAR SITE

HOW A NUCLEAR PLANT WORKS

Like all steam plants, a nuclear plant creates heat to turn water into steam. The steam is used to spin a turbine, which turns an electric generator. Instead of burning fossil fuel, a reactor splits atoms of uranium to produce heat to make the steam. The splitting of the atoms is called "fission". When an atom splits, it creates heat and two or three neutrons. The heat warms the water, and the neutrons go on to split other atoms. When this process is self-sustaining, it is called a chain reaction. The water in the reactor keeps the nuclear fuel cool, and also slows down the neutrons to increase the chance of them hitting other atoms.

The reactor coolant water (primary system) at the Kewaunee Nuclear site heats up to about 600 degrees F. The water does not boil because it is kept under 2235 pounds per square inch (psi) of pressure. The water is pumped from the reactor to a steam generator where it forced through small, thin walled tubes is routed through small tubes (there are two steam generators, each with approximately 3592 tubes). The heat from the reactor coolant water is transferred through the tube walls and heats the water in a second system (secondary system) of water in the steam generator. This second system of water is under less pressure (1005 psi), and turns to steam that is piped to the turbine-generator. These individual systems are explained in more detail in the pages that follow. See Figure 17-3.

The reactor coolant water is pumped back to the reactor where it is again heated and starts the process all over again. After going through the turbine-generator, the steam is cooled back to water in a condenser.

The condenser is much like a steam generator, except it does the opposite. It turns the steam back to water. The three water systems do not mix.

Water from Lake Michigan is pumped through the tubes in the condenser. The cold tubes cause the steam to condense back into water which is then pumped back to the steam generator. On the way back to the steam generator, the water is heated from about 90°F back to 430°F to prevent thermal shock in the steam generator.

Condenser Facts

26,000 tubes. Each 40 feet long and one inch in diameter.

The condenser water comes from Lake Michigan. It is drawn into an intake pipe 1,600 feet from the shoreline. The pipe is 22 feet in diameter and is submerged 15 feet. There is not much suction involved (velocity at surface less than 1 foot per second), a fish in the pipe is able to swim out without trouble. There are screens on the pipe to keep things out, and another screen rotates just inside the plant to keep the water clean.

The plant uses 413,000 gallons of Lake Michigan water every minute. It does not come into contact with any radioactive material.

The water from Lake Michigan is pumped right back to the lake at a temperature about 19°F warmer and quickly returns to the normal temperature of the lake.

MEDIA INFORMATION PACKAGE – KEWAUNEE NUCLEAR SITE

The plant uses one high pressure turbine and two low pressure turbines to turn the generator shaft. The high pressure turbine weighs 35 tons and the two low pressure turbines weigh 86 tons each. The turbine shaft weighs 336 tons and spins at 1,800 rpm. If the steam flow is lost, it takes the shaft about 30 minutes to stop spinning.

With 7 million pounds of steam every hour, the generator is able to produce 1,650 megawatts of thermal power, 560 megawatts of electricity (equal to 750,000 horsepower, 18,000 garden tractors or about 3,000 four wheel drive farm tractors). The electricity leaves the plant at 20,000 volts and is stepped up to 345,000 volts at the transmission station outside the plant. The voltage is decreased at substations to 138,000 volts and is again decreased by transformers to 240 volts before it enters your home.

Steam enters the high pressure turbine at 506°F. It cools to 360°F by the time it leaves. To get full use of the steam, it is sent through a re-heater that , reheats the steam, removes water droplet and sends it to the low pressure turbines.

The amount of the chain reaction in the reactor, and thereby the amount of heat, can be controlled by various means.

Control rods in the top of the reactor and can be inserted to absorb the neutrons to reduce or stop the chain reaction. A chemical (boron) can also be injected into the water to absorb the neutrons and control or stop the chain reaction.

Nuclear power plants are designed to have multiple safety systems. For every main safety system, there are other systems to take over in case it fails.

Most safety systems are operated by electricity. There are a total of four lines to provide electricity from outside the plant (offsite power). If one line would fail because of weather or equipment problems, one of the others would automatically take over.

If all offsite power is lost, a diesel generator would automatically start and be up to full speed within 10 seconds. There are two 5,000 horsepower, 3.25 kilovolt generators available. These are the same kind of engines you would find on a railroad locomotive. Each has a supply of fuel for a day (850 gallons), and another fuel tank holds fuel for a week (35,000 gallons). Each generator is tested for four hours every month. If both were to be out of service, the plant would have to be shut down until one was repaired.

Batteries can also be used to power the control room and critical safety equipment in the plant. The battery system provides 225 amps for 6 to 8 hours. The battery system is backed up by another set of batteries.

The steam generators provide the steam to turn the turbine. It is important to keep water in them because tubes containing the hot water from the reactor run through them. If there was no water to take away the heat, the tubes could rupture.

MEDIA INFORMATION PACKAGE – KEWAUNEE NUCLEAR SITE

After the water in the steam generator boils into steam, it goes to the turbine, then is condensed back into water and pumped into the steam generator. If the two pumps that do this would fail, the water could not get back to the steam generator and it would boil dry.

To prevent this, the pumps have back-ups. These 200 horsepower pumps provide 200 gallons every minute from two 75,000 gallon storage tanks. If one would fail, another would take over. They are also able to take water directly from Lake Michigan. These pumps are separated by a fire wall to ensure that one will be available.

Since they are electric, it is possible the pumps may not be available if all power is lost so there is another pump that does not need electricity. This one is operated by the steam created by the plant.

It is important to keep coolant water in the reactor. If the water begins to boil away, the fuel rods could become uncovered and begin to melt. This would release large amounts of radioactivity inside the plant.

The main coolant pumps circulate the water between the reactor and steam generator. These 6,000 horsepower pumps supply 92,560 gallons a minute.

To protect from a loss of coolant, there are a couple of Emergency Core Cooling systems that can also provide cooling water. They are the Safety Injection System and Residual Heat Removal System.

The Safety Injection system automatically delivers water and boron to the reactor core. The water cools the fuel and boron absorbs the neutrons to stop the nuclear chain reaction.

There are two pumps operated by 800 horsepower motors. Each can pump 700 gallons per minute to the reactor from the two 4,000 gallon storage tanks. They can also take water from another 276,500 gallon tank normally used during refueling.

Along with the pumps, there are two tanks (accumulators) ready to dump water into the cooling system. Air pressure in the cooling system keeps the tanks closed. If there is a break in the cooling system, the pressure will drop and gravity will force water out of the tanks to cool the reactor system.

The Safety Injection system is connected into another cooling setup, called the Residual Heat Removal System. Here, there are two pumps with independent heat exchangers, pipes and valves. Each will deliver 2,000 gallons per minute to keep the fuel covered and the reactor cool.

Simply speaking, the Emergency Core Cooling systems keep the reactor and pipes full of water. Water that is not needed is spilled out into the containment building. Here is where the final part of Safety Injection comes in. Sump pumps will reclaim the spilled water and send it back to the various cooling systems to be used again and again.

The important rooms in the plant have independent air circulation systems. If sensors detect contamination in the air, these rooms will automatically seal themselves. The air in the room would be freshened and recirculated so operators could continue to work there.

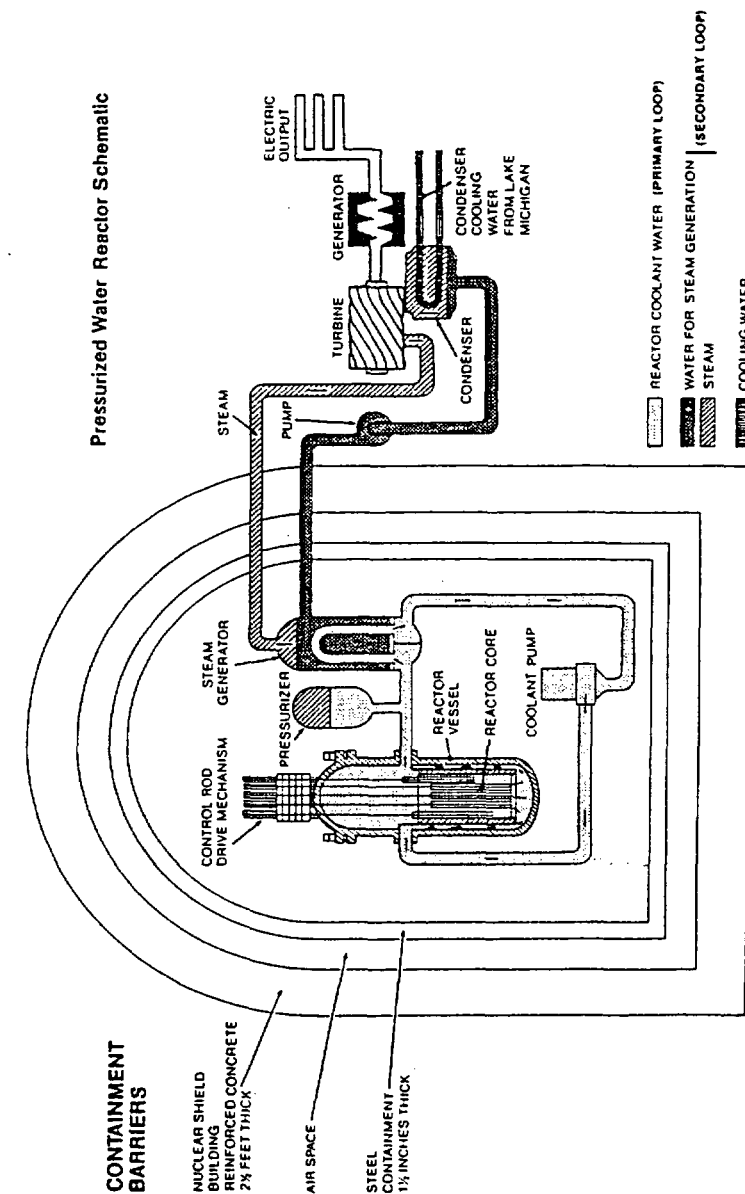
MEDIA INFORMATION PACKAGE – KEWAUNEE
NUCLEAR SITE

While not likely, it is possible that operators would have to evacuate the control room. To allow for this, a small panel is located elsewhere in the plant. This panel, called the “dedicated shutdown panel,” will allow operators to shut down the reactor and provide cooling water.

Multiple barriers, back-up safety systems, strict regulations, extensive training and a dedication to safety help make nuclear energy a safe source of electricity.

MEDIA INFORMATION PACKAGE – KEWAUNEE
NUCLEAR SITE

FIGURE 19-3
GENERIC PRESSURIZED WATER REACTOR SCHEMATIC



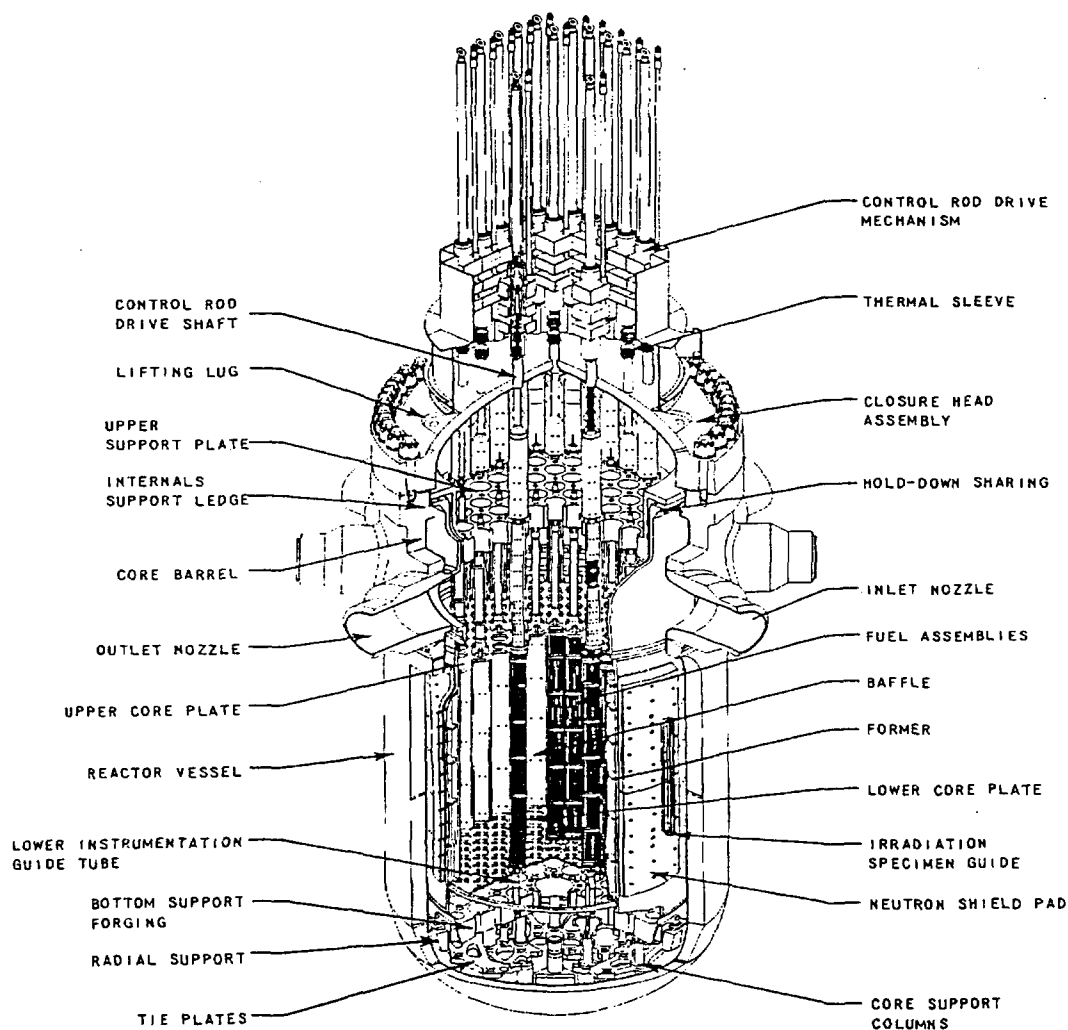
EP-FIG-051.bmp

MEDIA INFORMATION PACKAGE - KEWAUNEE
NUCLEAR SITE

NUCLEAR REACTOR

The reactor vessel is the heart of a nuclear power plant. It holds the uranium fuel that creates the heat needed to make steam. The Kewaunee reactor vessel is made of steel that is 6½ to 9 inches thick. It is 39 feet tall with an inside diameter of 11 feet. It weighs about 242 tons.

FIGURE 19-4



EP-FIG-052.bmp

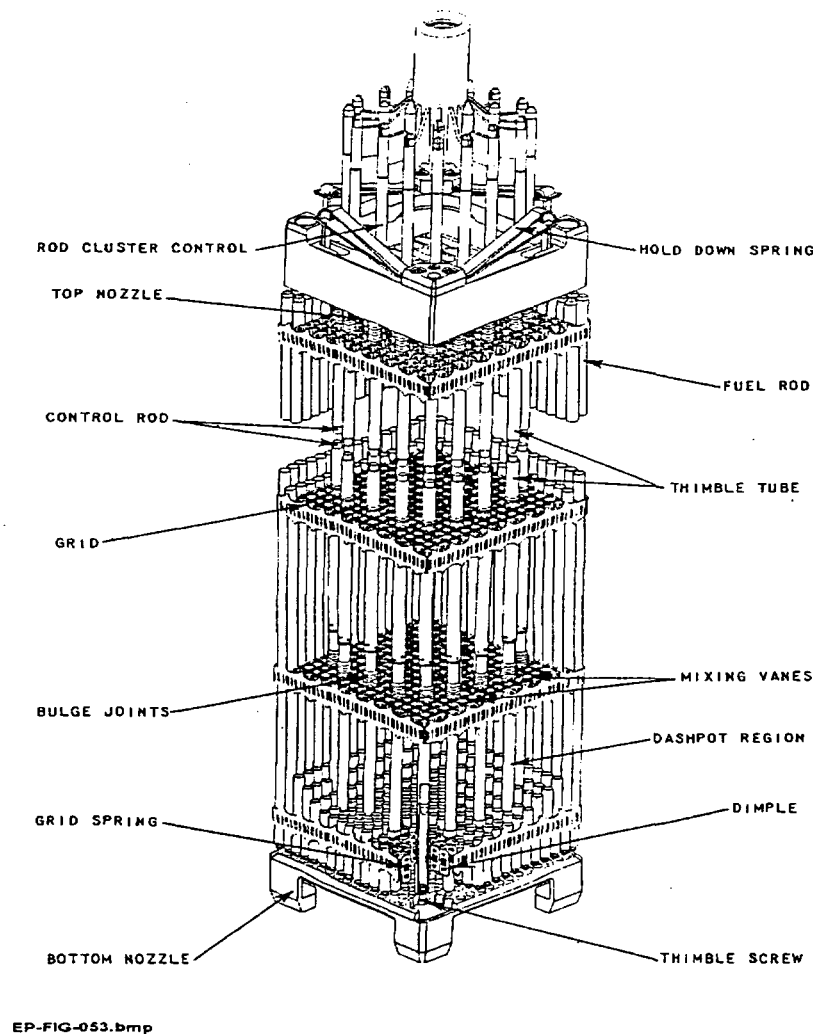
NUCLEAR REACTOR

MEDIA INFORMATION PACKAGE – KEWAUNEE
NUCLEAR SITE

NUCLEAR FUEL ASSEMBLY

The uranium for a nuclear power plant is the form of a small, ceramic pellet about the size of a pencil eraser. The pellets are sealed inside metal tubes (fuel rods), which are then grouped together to form a fuel assembly. There are 121 fuel assemblies in the Kewaunee plant. Each assembly is about 13 feet long and eight inches square

FIGURE 19-5



FUEL ASSEMBLY

MEDIA INFORMATION PACKAGE – KEWAUNEE NUCLEAR SITE

The fuel pellet is a strong ceramic material that has a melting point of about 5,000°F. The metal fuel rod has a melting point of about 2,800°F. After about four years of use, the fuel assembly becomes a spent (or used) fuel assembly, is removed from the reactor and stored in a specially designed pool of water. This waste material is solid, not a liquid or gas.

The fuel pellet begins as uranium oxide in ore that is mined from the ground. The uranium oxide is concentrated by separating out other minerals and elements in a process called milling. It is further refined and purified in other chemical processes until the uranium is in the form of a yellow powder called "yellowcake." The yellowcake is converted to a gas (uranium hexafluoride) to prepare it for the next step in the process.

Uranium-238 accounts for 99.3% of all natural uranium. The other 0.7% consists of uranium 235. Only the uranium-235 atoms easily split when bombarded by neutrons in the reactor. In order to increase the number of uranium-235 atoms, the uranium is "enriched" (concentrated) so that it contains about 4% or 5% uranium-235. The enriched uranium is converted back into a powder and compressed into fuel pellets.

Uranium for Kewaunee is not purchased from any specific source, and it is usually purchased in the powdered form. Most uranium is purchased on the open market based on prices from various companies.

Our fuel assemblies are manufactured by Framatome, ANP, in Richland, Washington and by Westinghouse in Columbia, South Carolina. The assemblies are transported by truck from the fabrication facility to the Kewaunee Nuclear site. We get about 40 assemblies every year in 18 months in two or three truckloads. The fuel assemblies are not a radiation hazard and can be inspected by hand. A license is required to ship them. They are shipped in sealed metal containers, though such precautions are not required.

Each fuel pellet contains about 7 grams of uranium. Enriched uranium costs vary depending on a number of factors, but prices range from \$500 to \$1,500 per kilogram. The normal cost of a fuel pellet therefore ranges between \$3.50 and \$10.50. A ton of coal, about \$20 per ton, would be needed to equal the energy output of each pellet. Using a mid-range cost of \$7 per fuel pellet, we can figure the approximate cost of a fuel assembly:

About 325 pellets per fuel rod – 179 rods per fuel assembly - about 58,175 pellets per assembly - \$7 per pellet – about \$400,000 per fuel assembly for pellets plus about \$100,000 for fabrication of the fuel assembly gives a total of about 500,000 per fuel assembly.

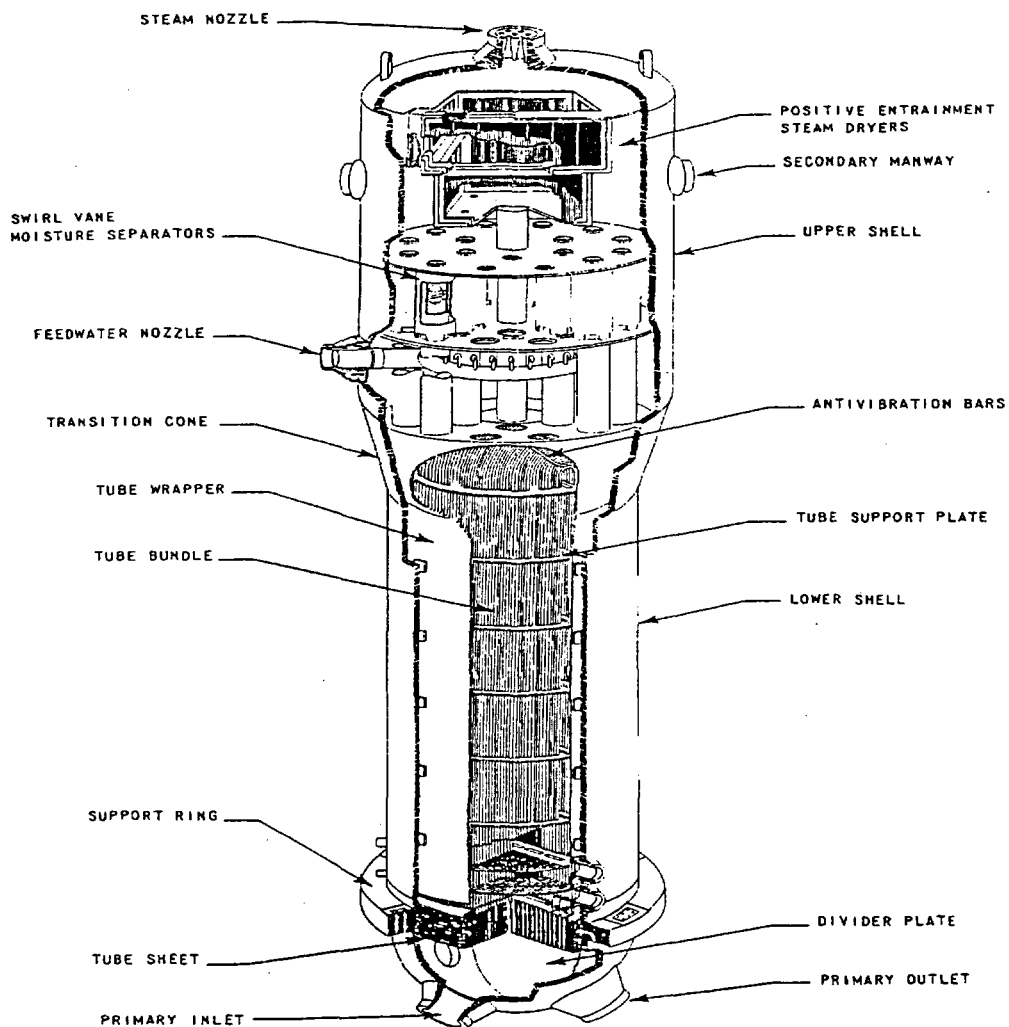
The total cost of the fuel assembly is about \$500,000 (compared to about \$1.2 million for the cost of an equivalent amount of coal).

MEDIA INFORMATION PACKAGE - KEWAUNEE
NUCLEAR SITE

STEAM GENERATOR

The Kewaunee plant has two steam generators. Each stands 68 feet high. They are 20 feet in diameter and weigh about 400 tons each. The steam generators have 3,592 small tubes that measure 0.875 inches in diameter. The tube walls are 0.05 inches thick, but very strong.

FIGURE 19-6



EP-FIG-054.bmp

STEAM GENERATOR

MEDIA INFORMATION PACKAGE – KEWAUNEE
NUCLEAR SITE

Water from the reactor enters the steam generator at about 600°F and leaves at about 530°F. The reactor coolant water is kept under pressure of about 2250 pounds per square inch so that it won't boil. The reactor coolant water flows inside the small tubes, which become hot. The reactor coolant system contains 6200 cubic feet of water that flows at a rate of 99,000 gallons per minute per steam generator.

Water from the steam system flows along the outside of the tubes and becomes hot enough to boil into steam. Water from the steam system enters the steam generator at about 430°F and leaves as steam with a temperature of about 510°F. This water system is under less pressure, 750 pounds per square inch, so that it will boil and turn to steam.

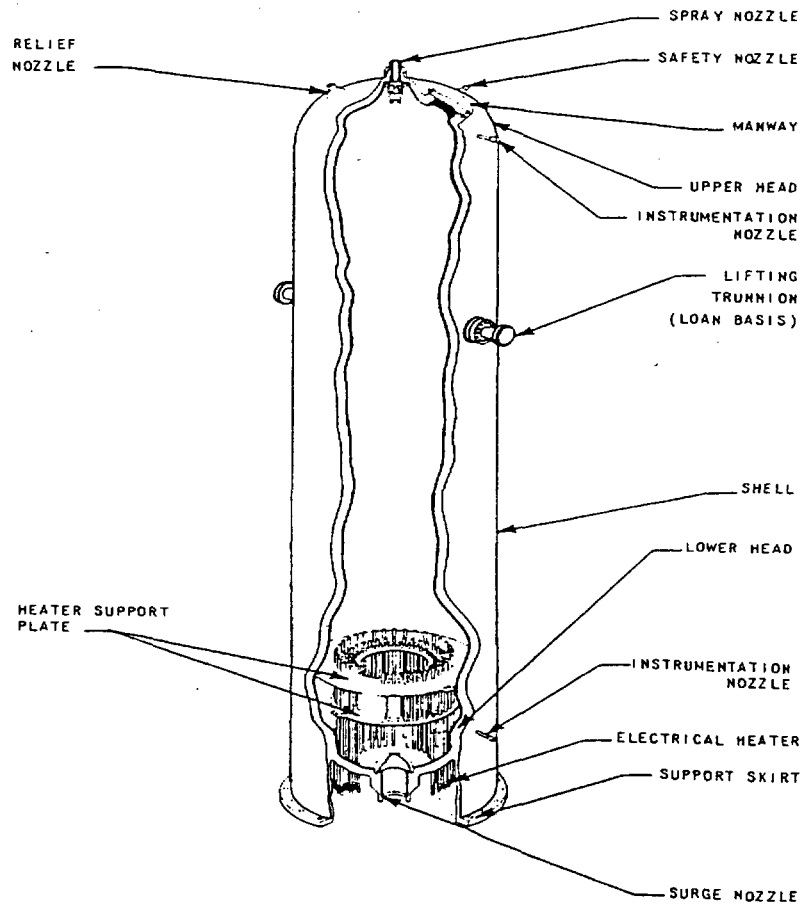
The Kewaunee steam generators were replaced in Fall of 2001.

MEDIA INFORMATION PACKAGE – KEWAUNEE
NUCLEAR SITE

PRESSURIZER

The pressurizer keeps the water in the reactor coolant system under pressure to prevent boiling. The pressurizer is simply a large cylinder that contains water. A steam bubble is maintained over the water to pressurize the system.

FIGURE 19-7



EP-FIG-055.bmp

PRESSURIZER

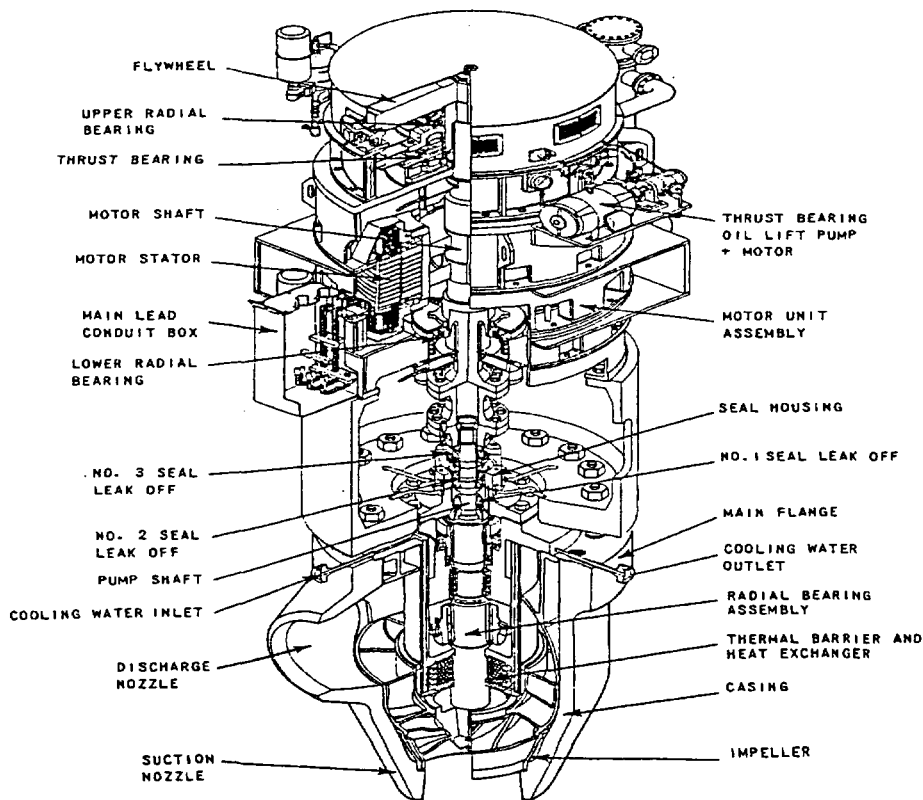
MEDIA INFORMATION PACKAGE - KEWAUNEE
NUCLEAR SITE

REACTOR COOLANT PUMP

An important safety feature of a nuclear plant is the reactor coolant pumps. Kewaunee has two of them, one for each steam generator.

Each reactor coolant pump has a 6,000 horsepower motor and pumps 92,560 gallons per minute. The pump includes a flywheel one foot thick and six feet across. The large flywheel ensures a long coast-down time if the pump loses power. The pumps are 28 feet high.

FIGURE 19-8

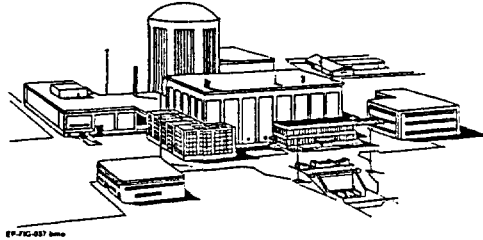


EP-FIG-056.bmp

REACTOR COOLANT PUMP

MEDIA INFORMATION PACKAGE – KEWAUNEE
NUCLEAR SITE

EMERGENCY PUBLIC INFORMATION KEWAUNEE NUCLEAR SITE



INFORMATION HOTLINE:

JOINT PUBLIC INFORMATION CENTER

If an emergency occurs at the Kewaunee/Point Beach Nuclear site, a Joint Public Information Center (JPIC) will be activated to provide the media with a single location to get updated information. As its name implies, this is a joint facility – it is not controlled by any one organization. Instead, it is jointly managed by utility, state, county and federal officials.

NEWS BRIEFINGS

News briefings will occur on a regular schedule to keep the media and the public informed on new developments. The briefings will generally include spokespeople representing major agencies which have responded to the JPIC. Our goal is to provide timely and accurate information to the public – with the help of the media.

MEDIA ASSISTANCE AT THE JOINT PUBLIC INFORMATION CENTER

The Media Center Coordinator from Kewaunee/Point Beach Nuclear site is available to help the media with any special needs. They will remain in the Media Briefing Center at all times.

TECHNICAL HELP FOR THE MEDIA AT THE JOINT PUBLIC INFORMATION CENTER

Nuclear power can be a highly technical field, and we will try to communicate information in a way that the public can understand. Media Technical Briefer(s) from the site will be stationed in the Media Briefing Center to answer technical and background questions. The Technical Briefer(s) is supplied as a media resource. They would not have details of the incident and are not official spokespeople for the site.

MEDIA INFORMATION PACKAGE - KEWAUNEE
NUCLEAR SITE

EMERGENCY ACTION LEVELS

Emergency action levels fall into one of four categories as outlined by the Nuclear Regulatory Commission (NRC).

UNUSUAL EVENT - A problem which will have no affect on the public. It is the **LOWEST** of the four nuclear plant emergency classifications. It indicates an unusual plant condition which, if left unattended, has the potential to cause a degradation of overall plant safety. No significant release of radioactive material is expected, therefore offsite response or environmental monitoring is not necessary. Federal, state, and local government authorities will be notified of any Unusual Event.

ALERT - A problem which will have no affect on the public. Government officials are prepared to take steps if the problem becomes worse. It is the **SECOND LOWEST** of the four nuclear plant emergency classifications. An Alert is an event which involves an actual or a potentially substantial degradation of overall plant safety. Government officials are placed on standby. State and County Emergency Operating Centers (EOC) are fully activated at this level. Although the potential for limited releases of radioactive materials exists, any resulting projected doses are expected to be limited to fractions of the Environmental Protection Agency's (EPA) Protective Action Guideline (PAG) levels.

SITE EMERGENCY - A problem that could result in a release of radioactive material outside the plant, but at levels below federally set limits. It is the **SECOND HIGHEST** of the four nuclear plant emergency classifications. A Site Emergency includes events which involve an actual or likely failure of the plant functions needed for protection of the public. The offsite releases of radioactive material are not expected to exceed EPA levels except near the site boundary.

GENERAL EMERGENCY - A problem that could result in a release of radioactive material outside the plant which could require the public to take protective actions. It is the **HIGHEST** of the four nuclear plant emergency classifications. A General Emergency includes incidents which involve actual or imminent substantial core degradation with the potential for large releases of radioactive material and/or loss of containment integrity. Actual, potential or projected doses can be reasonably expected to exceed the EPA's Protective Action Guidelines (PAG) offsite for more than the immediate site area. Protective actions for the public will be determined by appropriate state and local governments.

MEDIA INFORMATION PACKAGE – KEWAUNEE
NUCLEAR SITE

DECLARED EMERGENCY EVENTS
Approximately 110 Operating Plants in U.S.

EVENTS	'89	'90	'91	'92	'93	'94	'95	'96	'97	'98	'99	'00
UE	197	151	170	135	103	92	66	63	40	26	34	18
ALERT	13	10	9	20	8	3	8	3	3	4	4	1
SITE	0	1	2	1	1	0	0	0	0	0	0	0
GENERAL	0	0	0	0	0	0	0	0	0	0	0	0
TOTAL	210	162	181	156	112	95	74	66	43	30	38	19

Source: NEI

Three Unusual Events in 1999 were declared due to accidents at nearby chemical facilities.
The four 1999 Alerts were a potential bomb threat, tornado siting in protected area, loss of shutdown cooling, and depressurization of reactor coolant system.

The one 2000 Alert was due to a steam generator tube rupture.

MEDIA INFORMATION PACKAGE – KEWAUNEE
NUCLEAR SITE

RADIATION

WHERE DOES IT COME FROM?

The study of radiation has been going on for over 80 years. It is well-understood, easily detected, precisely measured and strictly regulated. It has been all around us since the beginning of time. We are exposed to radiation daily through cosmic rays from the sun, deposits of radium and thorium in the soil, radon in the air, and radioactive potassium in food and water. The radiation produced by modern technology is identical to nature's radiation. The most common sources of this type of radiation are X-rays and other medical procedures. Mining, building materials, consumer goods, nuclear energy, and burning fuels also contribute to radiation doses.

WHAT IS IT?

The word radiation usually refers to ionizing radiation - radiation that changes the electric charge of the atoms it strikes. Ionizing radiation can take the form of particles or waves. The waves include X-rays and gamma rays. Particle radiation is made up of alpha, beta and neutrons.

Gamma rays are penetrating enough to be used for industrial radiography and cancer treatment. X-rays and gamma rays can be stopped most effectively by dense materials such as lead or concrete.

Alpha particles are not very penetrating. A sheet of paper or the outer layers of human skin will stop them, so they don't present an external threat to your health. However, if alpha particles enter the body by being inhaled or swallowed, they can damage tissue. Alpha radiation is virtually non-existent in a nuclear plant.

Beta radiation is usually more penetrating than alpha radiation, but its range is still limited to a few feet in air. Neutrons are released during fission and are a concern only inside operating nuclear reactors.

HOW IS IT MEASURED?

Radiation exposure is measured in *REMs* (roentgen equivalent man). This is the unit of measure for the biological effect of radiation. Most exposures to radiation, though, are very small. You will most often see radiation exposure measured in *millirems* – equal to one-one-thousandth (1/1000) of a REM. So 1 REM is equal to 1,000 millirems. [Curie is another common unit of measuring radiation, but it does not measure dose - it is the amount of radioactive material which decays at a rate of 37 billion atoms per second. The amount of material needed for one curie varies greatly. For example, one gram of radium-226 produces one curie, but it would take 9,170,000 grams (about 10 tons) of thorium-232 to obtain one curie.]

MEDIA INFORMATION PACKAGE – KEWAUNEE
NUCLEAR SITE

WHAT ARE THE HEALTH EFFECTS?

Changes in the body caused by radiation exposure over a short time have not been seen at levels below 10,000 millirem. More information is contained in the following chart, "How Dangerous is Radiation."

Very large amounts of radiation may result in cancer and genetic defects. Convincing medical evidence that radiation increases chances of developing cancer comes mostly from the few groups of people subjected to massive doses of radiation. These include survivors of atomic bombs, persons undergoing medical radiation treatment, radium dial painters who ingested large amounts of radioactive material by "tipping" their paint brushes with their lips, and early pioneers in the field of radiology.

To be conservative, radiation standards assume that health effects occur proportionally to those observed from high doses. That is, if one dose causes an effect, then half the dose will cause half the effect. Scientists agree that this assumption overestimates the risks. Many people have been studied extensively over several decades to determine if there is a link between radiation and cancer at lower levels of exposure.

There has been generally no health effect at exposures below 10,000 millirems.

Heredity problems related to radiation have been seen only in laboratory experiments with animals. No heredity problems have been discovered in man, although it is prudent to assume that similar damage could occur.

HOW MUCH RADIATION DO PEOPLE GET?

Naturally occurring sources of radiation expose the average U.S. citizen to about 300 millirem each year, depending primarily on altitude and the concentration of radioactive minerals in the ground. For instance, in Florida the typical radiation dose is about 60 millirem annually, but in Denver, Colorado it is about 400 millirem per year. Your body is also mildly radioactive. The average person receives 40 millirem from their own body over the course of a year.

Radiation from X-rays and other medical treatments using radioactive materials adds an average of about 55 millirem per year to a person's exposure. Living or working in stone buildings, burning fuels, consumer products such as smoke detectors add about 10 millirems a year. Nuclear power plants add about 0.1 millirem per year. Emissions from coal-burning power plants also add about 1 millirem to an individual's average annual exposure. Add it all up, and the average American receives a radiation dose of about 360 millirem a year from natural and man-made sources.

MEDIA INFORMATION PACKAGE – KEWAUNEE
NUCLEAR SITE

RADIATION AND NUCLEAR POWER PLANT INCIDENTS

CONTAINMENT

Essentially all the radioactivity of a nuclear power plant is contained by a system of barriers. They prevent the escape of radioactivity to the environment. The first barrier is the ceramic fuel pellets that contain the fuel and most of the radioactive material produced by the fission process. The pellets are contained inside the second barrier, the fuel rods, which are made of a strong metal alloy. The reactor coolant system is another barrier. Many of the fission products stay in the water and can be filtered out. The reactor, with steel walls several inches thick, and the steel piping contain the water and any radioactive materials. The containment building provides the final barrier. This is the silo-shaped building at the plant. The containment building is made of steel reinforced concrete that is 2½ feet thick. Inside of the concrete walls is a steel shell 1½ inches thick. There is a five-foot air space between the two.

RELEASES FROM PLANT ACCIDENTS

Radioactive iodine is the most likely material to contribute to the public's radioactive dose in a serious nuclear plant accident. Radioiodine is highly reactive, so most of it will be filtered before it can escape the plant. It is of concern because it can concentrate in the thyroid gland and in the food chain, such as milk. In large doses, radioiodine can cause damage to the thyroid gland. Such thyroid problems are generally easy to treat.

Other materials likely to be released in a serious accident are radioactive noble gases. Noble gases are biologically and chemically nonreactive. That means they do not concentrate in humans or other organisms, but it also means they can't be filtered. Noble gases can cause exposure to radiation if a person is exposed to the gas or breathes it in. Noble gases would disperse into the atmosphere fairly quickly. Radioiodines and noble gases mainly emit gamma radiation.

Another possibility for release during an accident, though very unlikely, is particulate matter. Particulates could escape only if the release was unfiltered. This solid material could settle onto the ground and buildings. This is called deposition.

EXPOSURE FROM PLANT ACCIDENTS

There are three major ways, called pathways, that people could be exposed to radiation in an accident. The three are called "shine, inhalation, and ingestion." Shine and inhalation exposures would generally be expected during the accident, ingestion would normally occur afterward.

Shine: Exposure from a passing cloud (plume) or from contamination deposited on the ground, your body or other objects.

Inhalation: Exposure from breathing in radioactive material in the cloud (plume).

Ingestion: Exposure that could occur after an accident if you were to eat or drink contaminated food products or water.

MEDIA INFORMATION PACKAGE – KEWAUNEE
NUCLEAR SITE

Nuclear plants and governmental agencies have emergency plans and procedures in place addressing these various exposure pathways. They include doing nothing, advising people to remain indoors, evacuation of the affected population and embargoes on food products. The specific action to be taken would depend on the radiation levels from the accident.

MEDIA INFORMATION PACKAGE – KEWAUNEE
NUCLEAR SITE

HOW DANGEROUS IS RADIATION?

(Whole-Body Exposure)

1 millirem – Approximate dose a person would receive from the Kewaunee Nuclear site by standing at the site boundary for an entire year.

10 millirems – Annual dose due to daily use of a salt substitute (potassium chloride).

117 millirems - Approximate dose the average Wisconsinite receives every year from outer space, soils, rocks and natural elements in the body. Dose is increased for persons who travel significant distances in airplanes operated at moderately high levels.

360 millirems - Approximate dose the average U.S. citizen receives every year from all sources. Most of this is from natural sources and medical X-rays.

400 millirems - The annual natural background radiation dose in Denver (altitude 5,000 feet).

5,000 millirems - Approximate maximum dose a worker is allowed to receive on a yearly basis. Few workers actually receive this much.

25,000 millirems - In most cases, no observable effect on the health of a person if he or she receives this much in a short time. In emergencies where there is a serious hazard to human life, a worker may receive such a dose. This is also the exposure limit set for astronauts during every space shuttle flight.

75,000 to 150,000 millirems - Some individuals may experience fatigue, mild nausea (flu-like symptoms), and have some temporary changes in the blood counts. Most people would not experience any disabling effects. Complete recovery would be expected.

150,000 to 400,000 millirems - If received as a single dose, this amount would be expected to produce a serious form of the "acute radiation syndrome." Nausea and vomiting would occur. Alteration in the body's blood count would result, but complete recovery would be expected.

400,000 to 600,000 - If received as a single dose, this amount would be expected to produce a serious form of acute radiation syndrome. Serious blood complications expected along with some damage to the gastrointestinal tract. Eventual recovery with proper clinical management would be expected.

600,000 to 1,500,000 - This level could be expected to produce severe injury to the gastrointestinal tract. Recovery is possible depending upon the person, the dose received and the clinical case. Death is possible, however.

1,500,000 to 5,000,000 - This level could be expected to produce severe damage to neurological and cardiovascular systems. Death would result in most cases even with medical treatment.

MEDIA INFORMATION PACKAGE – KEWAUNEE
NUCLEAR SITE

RADIATION - MEASURE FOR MEASURE

ACTIVITY

APPROXIMATE DOSE

SHORT - TERM EXPOSURES

Eating a Dozen Bananas	.10 Mrem
Living on Earth for 4 Days	1 Mrem
Coast to Coast Round Trip Plane Flight	5 Mrem
Dose to Population Within 10 Miles of TMI	8 Mrem
Diagnostic X-rays	10 Mrem
Pelvis X-ray	90 Mrem
Abdomen X-ray	150 Mrem
Spinal X-ray	400 Mrem
Barium Enema	800 Mrem
Japan A-bomb Survivor	100,000 - 600,000 Mrem

ANNUAL EXPOSURES

Having Smoke Detector for One Year	.02 Mrem
Living next to a nuclear power plant for One Year	less than 1 Mrem
Wearing Luminous Watch for One Year	1 Mrem
Average TV Viewing for One Year	1 Mrem
Annual Exposure Through Drinking Water	4 Mrem (EPA Limit)
Living in Brick House for One Year	7 Mrem
Living next to Coal Plant for One Year	18 Mrem
Average Background Radiation/Wisconsin	117 Mrem
Living in Wisconsin for One Year	130 Mrem
Average Annual Dose from All Sources	360 Mrem
Living in Denver for One Year	400 Mrem

MEDIA INFORMATION PACKAGE – KEWAUNEE
NUCLEAR SITE

SITE EMERGENCY RESPONSE FACILITIES

- Control Room** - Reactor operators and support staff run the plant from the Control Room. Equipment can be remotely operated and monitored from the Control Room. Computers are used to monitor the plant, but they do not operate it.
- Technical Support Center (TSC)** - As the name implies, this center provides technical support to the Control Room. Virtually all data available to the control room is available to the Technical Support Center via the plant's computer system. The center is staffed by engineers, radiation protection specialists, chemists, security specialists and other site staff needed to help the Control Room.
- Operational Support Facility (OSF)** - Adjacent to the TSC is the Operational Support Facility. Here, maintenance and repair crews would be gathered, briefed and sent out to perform maintenance and repair duties.
- Radiation Protection Office (RPO)** - Before anyone can enter that part of the plant where radioactive contamination is possible, they must go through the Radiation Protection Office. Daily, workers are advised about what clothing to wear, conditions where they will be working, etc. The Radiation Protection Office also issues and checks radiation dosimetry to monitor employees for exposure to radiation. These same duties would be done in an emergency.
- Radiological Analysis Facility (RAF)** - The duties of the Radiation Protection Office can also be accomplished in the RAF, which is located adjacent to the Technical Support Center.
- Site Boundary Facility (SBF)** - This building is located at the site boundary just west of the site on Nuclear Road. It serves as the staging area for the environmental monitoring teams and the Site Radiation Emergency Team. This facility may be used as an access control point or radiological monitoring and decontamination station.
- Simulator Training Facility (STF)** - This building is used only for training and emergency exercises conducted to test the site's emergency plans. The simulator is a computer operated control room that is identical to the plant's control room.

MEDIA INFORMATION PACKAGE - KEWAUNEE
NUCLEAR SITE

EMERGENCY FACILITIES AWAY FROM THE SITE

Two more emergency facilities are located at the Wisconsin Public Service headquarters in Green Bay.

Emergency Operations Facility (EOF) - The Emergency Operations Center is the central location for coordinating the company's response and coordinating efforts with all government agencies that are responding to the event.

Joint Public Information Center (JPIC) - The Joint Public Information Center (JPIC) is a central location for all agencies and companies responding to the event. The intent is to have a single place for all agencies to coordinate their public information activities, have the latest information from the site, and provide a single place for the media to get information. This prevents confusion and speeds the flow of information to the public.

EMERGENCY MANAGEMENT OFFICES

KEWAUNEE COUNTY (ALGOMA)

MANITOWOC COUNTY (MANITOWOC)

STATE OF WISCONSIN (MADISON)

EPZ SHERIFF DEPARTMENTS

KEWAUNEE COUNTY

MANITOWOC COUNTY

MEDIA INFORMATION PACKAGE – KEWAUNEE
NUCLEAR SITE

BEST ADVICE

- Go indoors if outside and stay indoors
- Tune to your local radio station for broadcasted Emergency Alerting System (EAS) message
- Follow the instructions provided in those messages
- Refer to your Emergency Information Calendar for Manitowoc and Kewaunee Counties

AM STATIONS

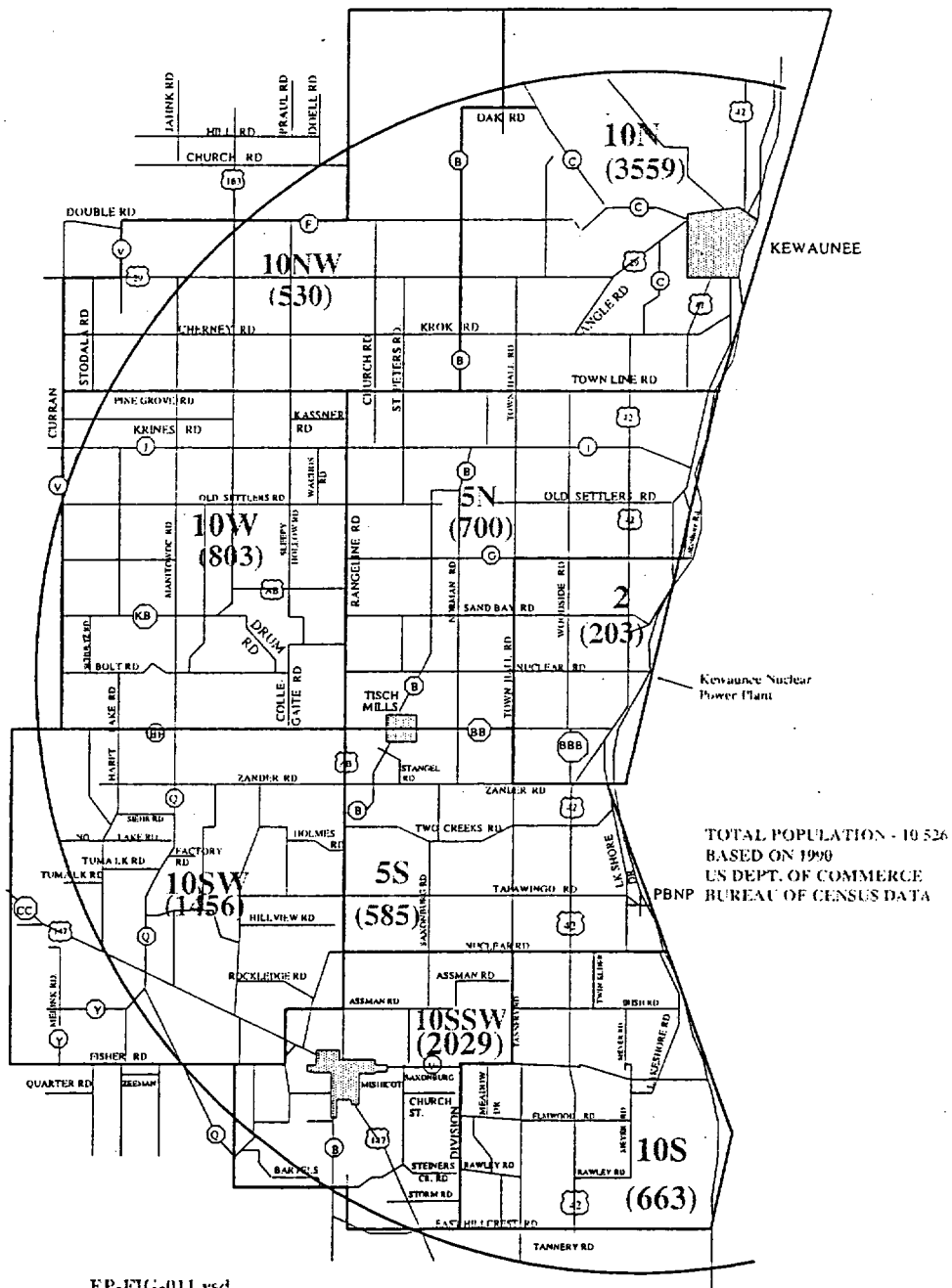
WCUB (Manitowoc)	980
WOMT (Manitowoc)	1240
WTRW (Two Rivers)	1590
WDOR (Sturgeon Bay)	910

FM STATIONS

WKTT (Cleveland)	98.1
WAUN (Kewaunee)	92.7
WBDK (Luxemburg)	96.7
WLTU (Manitowoc)	92.1
WQTC (Manitowoc)	102.3
WDOR (Sturgeon Bay)	93.9

MEDIA INFORMATION PACKAGE – KEWAUNEE
NUCLEAR SITE

FIGURE 19-9
POPULATION DISTRIBUTION BY GEOGRAPHICAL SUB-AREA

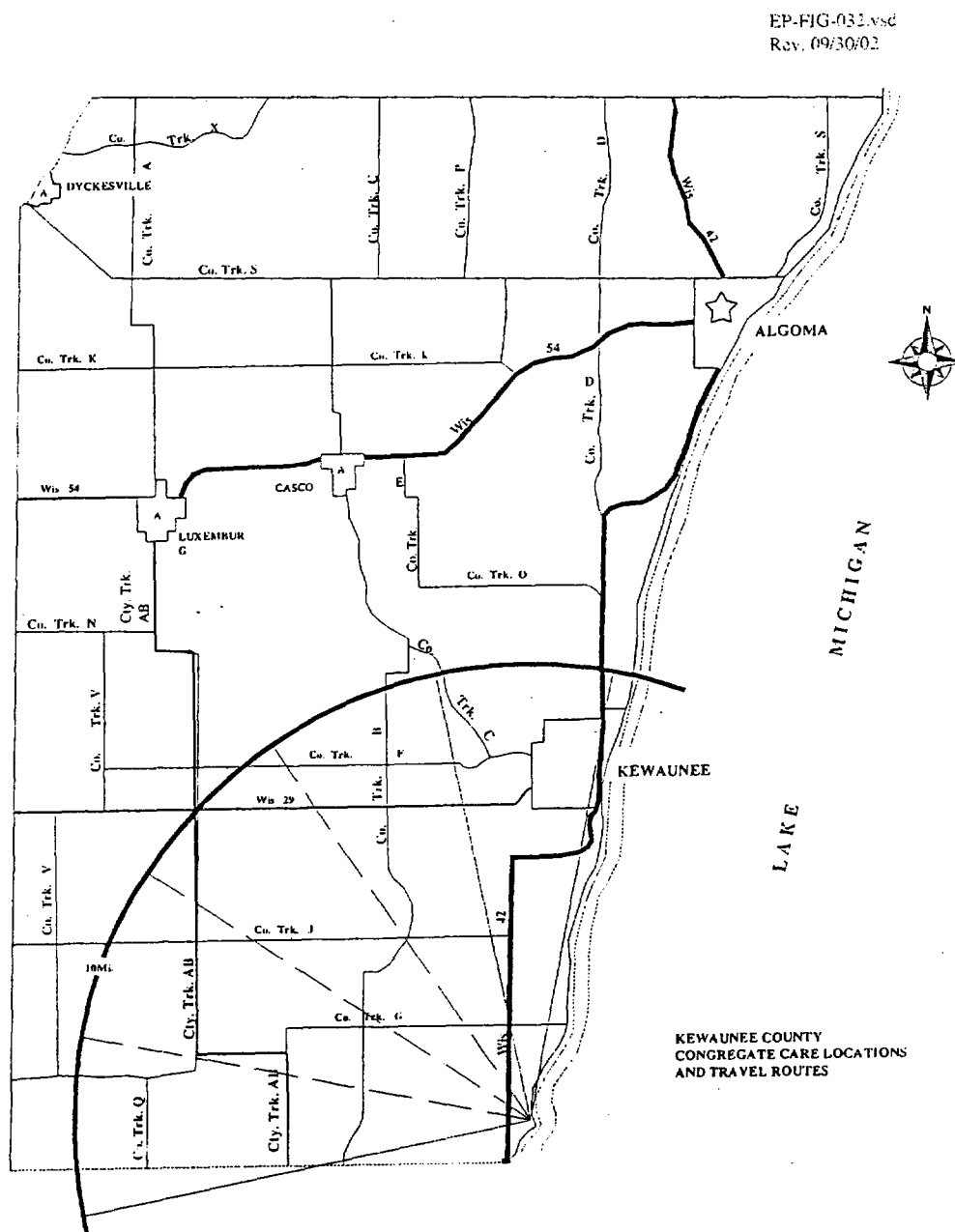


KEWAUNEE/POINT BEACH NUCLEAR
NUCLEAR EMERGENCY PUBLIC INFORMATION PLAN
AND IMPLEMENTING PROCEDURE

NEPIP Appendix 19.0
Revision 2
August 4, 2003

MEDIA INFORMATION PACKAGE - KEWAUNEE
NUCLEAR SITE

FIGURE 19-10
KEWAUNEE COUNTY EVACUATION MAP



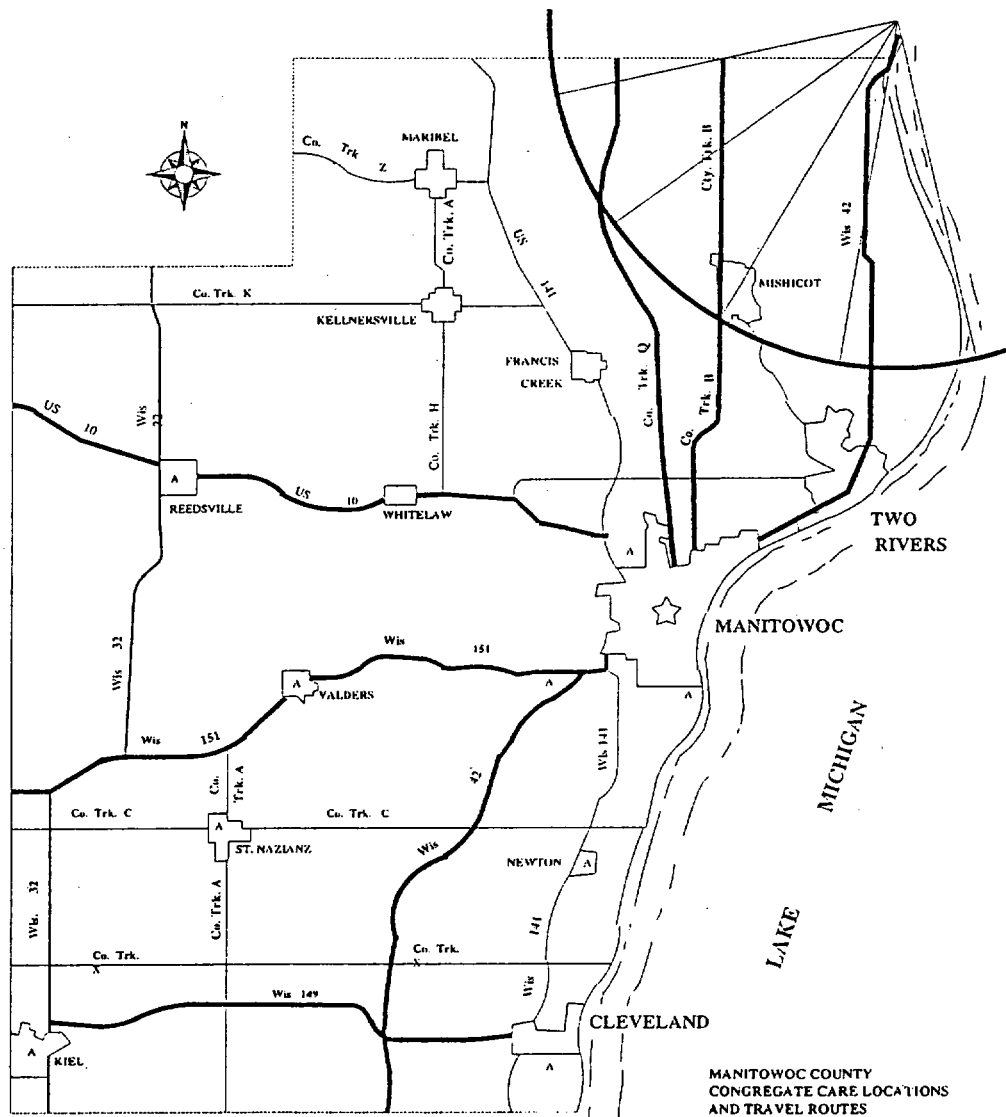
THIS IS A SIMPLIFIED MAP OF KEWAUNEE COUNTY SHOWING THE TRAVEL ROUTES WITHIN AND AWAY FROM THE 10 MILE "RISK" AREA SURROUNDING KEWAUNEE NUCLEAR POWER PLANT. COUNTY AND STATE HIGHWAYS MAY BE USED TO TRAVEL FROM THE "RISK" AREA TO CONGREGATE CARE FACILITIES IN ALGOMA, CASCO, LUXEMBURG AND DYCKESVILLE. THE PUBLIC NON-PUBLIC SCHOOLS OF KEWAUNEE COUNTY WILL BE UTILIZED AS CONGREGATE CARE FACILITIES. THEY HAVE ADEQUATE EMERGENCY LIVING CAPABILITY TO ACCOMMODATE ALL OF THE "RISK" AREA.

FOR DETAILS SEE KEWAUNEE COUNTY EMERGENCY OPERATIONS PLAN.

MEDIA INFORMATION PACKAGE – KEWAUNEE
NUCLEAR SITE

FIGURE 19-11
MANITOWOC COUNTY EVACUATION MAP

EP-FIG-033.vsd
Rev. 09/30/02



THIS IS A SIMPLIFIED MAP OF MANITOWOC COUNTY SHOWING TRAVEL ROUTES WITHIN AND AWAY FROM THE 10 MILE "RISK" AREA SURROUNDING KEWAUNEE NUCLEAR POWER PLANT. COUNTY AND STATE HIGHWAYS MAY BE USED TO TRAVEL FROM THE "RISK" AREA TO CONGREGATE CARE FACILITIES IN MANITOWOC COUNTY, REEDSVILLE, VALDEERS, ST. NAZIANZ, KIEL, NEWTON, AND CLEVELAND. PUBLIC AND NON-PUBLIC SCHOOLS OF MANITOWOC COUNTY WILL BE UTILIZED AS CONGREGATE CARE FACILITIES. THEY HAVE ADEQUATE EMERGENCY LIVING CAPABILITY TO ACCOMMODATE ALL OF THE "RISK" AREA. FOR DETAILS SEE MANITOWOC COUNTY EMERGENCY OPERATIONS PLAN.

MEDIA INFORMATION PACKAGE – KEWAUNEE
NUCLEAR SITE

NUCLEAR LIABILITY INSURANCE

Nuclear power plants are covered by more than \$9 billion of insurance protection in the event of a nuclear accident. The utilities that operate the plants pay for it. No taxpayer dollars are used.

The coverage was first established in 1957 when Congress passed the Price-Anderson Act. The Act provided an umbrella of insurance protection to make sure enough money would be available in case of a serious nuclear plant incident.

All operating reactors, and several plants that have closed but still handle nuclear fuel, participate in the insurance program. Total coverage exceeds \$9 billion. Each reactor has primary coverage of about \$200 million. If that is not enough to cover liability claims, every plant would be liable for an assessment of \$79.28 million per accident (not to exceed \$10 million per plant per year). If an accident was serious enough to use all available insurance funds, Congress would determine whether additional compensation should be awarded, and who should provide the compensation.

About \$89 million has been paid in claims since the Act went into effect; all by industry-funded insurance pools, not taxpayer money. Of this amount, about \$58 million has been paid in connection with the March 1979 accident at Three Mile Island.

Each plant is required to have liability insurance from private insurance companies. To provide this, the insurance industry formed two pools because groups of companies can provide more insurance than a single company could.

The Three Mile Island accident demonstrated the ability of the insurance pools. They immediately assembled insurance adjusters from across the country at a central claims office. Families affected by the recommendation for evacuation were given advances for living expenses. In addition, 636 people and families were reimbursed for lost wages. Cash advances were made to affected people with the request that any unused funds be returned. Several thousand dollars were returned to the insurance pools.

The insurance pools later settled several class-action suits, including several hundred consolidated claims for severe emotional distress. Over 2,000 personal injury lawsuits were dismissed by the court in 1996 due to lack of evidence.

The Price-Anderson Act provides no-fault insurance for the public in the event of a serious nuclear plant accident. The nuclear industry bears the cost of the insurance. On the other hand, risks from such things as dam failure and resulting flooding are borne directly by the public. The 1977 failure of the Teton Dam in Idaho caused about \$500 million in property damage. The only help available was about \$200 million in low-cost government loans. The Price-Anderson Act has served as a model for legislation in other areas, ranging from vaccine compensation and medical malpractice to chemical-waste cleanup bills.

MEDIA INFORMATION PACKAGE – KEWAUNEE
NUCLEAR SITE

TERRORIST ATTACKS - THEIR EFFECT ON INSURANCE

After the attacks of September 11, 2001, Nuclear Electric Insurance Limited published the following policy in their "Member News" newsletter of September 2001. The following text is quoted from the newsletter.

"War Risk Exclusion

In the wake of the events in New York and Washington, a number of insureds have contacted NEIL and made identical inquiries: If such an attack have been against a nuclear power station, is there coverage under NEIL's policies?

Given the present state on known facts about the disasters (i.e. covert terrorist attacks), coverage under NEIL policies would exist. NEIL policies contain War Risk Exclusion that was intended to exclude overt acts of war by governments or sovereign powers, but not exclude covert-terrorist acts. The exclusion reads, in pertinent part:

"Subject to paragraph 2 below, the coverage provided under this policy does not apply to Property Damage [and Outage] caused directly or indirectly by:

(a) hostile or warlike action in time of peace or war, including action in hindering, combating or defending against an actual, impending or expected attack by a government or sovereign power (de jure or de facto), or by any authority maintaining or using military, naval or air forces; or by an agent of such government, power, authority or forces;

2. This War Risk Exclusion shall only apply to acts which:

(a) take place within the states of the United States or the District of Columbia, including the territorial waters or any thereof, and

(b) are part of overt military activity being carried out in such territories."

NEILS interpretation of this section is that losses or damages to insured facilities caused by *covert or terrorist activities*, such as those apparently carried out on September 11, would not be excluded under the War Risk Exclusion."

MEDIA INFORMATION PACKAGE – KEWAUNEE
NUCLEAR SITE

PAYING FOR REPLACEMENT POWER

It is possible that the owner utilities would have to purchase replacement power from other utilities if the Kewaunee Nuclear site was to be involved in an accident. After getting as much electricity as they can from their other plants, they would buy electricity from neighboring utilities.

It is very likely that this electricity would be more expensive for them. The extra cost is around \$250,000 a day.

Under Wisconsin law, here is what would happen. If the added cost to buy power caused the owner utilities average power supply costs to be more than 2% above the estimated cost, they could request a change in rates. (The average power supply costs are estimated in the annual rate case.)

The Public Service Commission of Wisconsin would attempt to act quickly on the request. It is doubtful that the owner utilities, could recoup the entire cost of the replacement power. Under Wisconsin law, the new rates would spread the cost over the current calendar year but could not be retroactive. In other words, if the rate adjustment was granted in January, the owner utilities would probably recover most of the cost of replacement power. If it was granted in June, they could only cover half the cost (six months under new rates).

NMC and the affected utility would also be covered by insurance if the site was shut down for several months. The insurance would assist in buying replacement power.

MEDIA INFORMATION PACKAGE – KEWAUNEE
NUCLEAR SITE

COMPARISON OF VARIOUS EARTHQUAKE MEASURES

The following information is an approximate comparison of the various methods of measuring earthquake intensity. Richter Scale and ground acceleration data taken from the AEC's Nuclear Reactors and Earthquakes, (TID-7024).

MODIFIED MERCALLI INTENSITY SCALE	RICHTER SCALE	GROUND ACCELERATION (g's)
I Not felt except by a very few under especially favorable circumstances. (1912 Illinois earthquake felt at Kewaunee.)		
II Felt only by a few persons at rest, especially on upper floors of buildings. Delicately suspended objects may swing.		
III Felt quite noticeably indoors, especially on upper floors of buildings, but many people do not recognize it as an earthquake. Standing motorcars may rock slightly. Vibration like passing of truck. (1909 Illinois earthquake felt at Kewaunee.)	3	0.005
IV During the day felt indoors by many, outdoors by few. At night some awakened. Dishes, windows, doors disturbed; walls make creaking sound. Sensation like heavy truck striking building. Standing motorcars rocked noticeably.	4	0.010
V Felt by nearly everyone, many awakened. Some dishes, windows, etc., broken; a few instances of cracked plaster; unstable objects overturned. Disturbances of trees, poles, and other tall objects sometimes noticed. Pendulum clocks may stop.	5	
VI Felt by all, many frightened and run outdoors. Some heavy furniture moved; a few instances of fallen plaster or damaged chimneys. Damage slight.		0.050
VII Everybody runs outdoors. Damage negligible in buildings of good design and construction; slight to moderate in well-built ordinary structures; considerable in poorly built or badly designed structures; some chimneys broken. Noticed by persons driving motorcars.		Kewaunee Operation Basis = 0.060
VIII Damage slight in specially designed structures; considerable in ordinary substantial buildings with partial collapse; great in poorly built structures. Panel walls thrown out of frame structures. Fall of chimneys, factory stacks, columns, monuments, and walls. Heavy furniture overturned. Sand and mud ejected in small amounts. Changes in well water. Persons driving motorcars disturbed.	6	0.010
		Kewaunee Operation Basis = 0.120
IX Damage considerable in specially designed structures; well-designed frame structures thrown out of plumb; great in substantial buildings, with partial collapse. Buildings shifted off foundations. Ground cracked conspicuously.	7	0.500
X Some well-built wooden structures destroyed; most masonry and frame structures destroyed with foundations; ground badly cracked. Rails bent. Landslides considerable from riverbanks and steep slopes. Shifted sand and mud. Water splashed (slopped) over banks.		
XI Few, if any, (masonry) structures remain standing. Bridges destroyed. Broad fissures in ground. Underground pipelines completely out of service. Earth slumps and land slips in soft ground. Rail bent greatly.		1.000
XII Damage total. Waves seen on ground surfaces. Lines of sight and level distorted. Objects thrown upward into air.	8	

MEDIA INFORMATION PACKAGE – KEWAUNEE
NUCLEAR SITE

END of MEDIA PACKAGE

NEPIP APPENDIX 20.0

MEDIA INFORMATION PACKAGE – POINT BEACH NUCLEAR SITE

DOCUMENT TYPE: Administrative

REVISION: 2

EFFECTIVE DATE: August 4, 2003

APPROVAL AUTHORITY: Department Manager

PROCEDURE OWNER (title): Group Head


OWNER GROUP: Emergency Preparedness

MEDIA INFORMATION PACKAGE – POINT BEACH
NUCLEAR SITE

MEDIA INFORMATION PACKAGE

KEWAUNEE/POINT BEACH NUCLEAR

POINT BEACH NUCLEAR SITE



HOTLINE NUMBER:

MEDIA INFORMATION PACKAGE – POINT BEACH
NUCLEAR SITE

TABLE OF CONTENTS

TITLE	PAGE
POINT BEACH NUCLEAR SITE FACTS.....	4
THE POINT BEACH NUCLEAR SITE	5
HOW A NUCLEAR PLANT WORKS	9
NUCLEAR REACTOR	18
NUCLEAR FUEL ASSEMBLY.....	19
STEAM GENERATOR	21
PRESSURIZER.....	23
REACTOR COOLANT PUMP	24
EMERGENCY PUBLIC INFORMATION.....	25
EMERGENCY ACTION LEVELS	27
DECLARED EMERGENCY EVENTS	26
RADIATION	28
RADIATION AND NUCLEAR POWER PLANT INCIDENTS	30
HOW DANGEROUS IS RADIATION?.....	32
RADIATION - MEASURE FOR MEASURE	34
SITE EMERGENCY RESPONSE FACILITIES	35
EMERGENCY FACILITIES AWAY FROM THE SITE.....	37
EMERGENCY MANAGEMENT OFFICES	38
BEST ADVICE	39
POPULATION DISTRIBUTION BY GEOGRAPHICAL SUB-AREA	40
KEWAUNEE COUNTY EVACUATION MAP.....	41
MANITOWOC COUNTY EVACUATION MAP	42
NUCLEAR LIABILITY INSURANCE	43
TERRORIST ATTACKS - THEIR EFFECT ON INSURANCE	44
PAYING FOR REPLACEMENT POWER.....	45
COMPARISON OF VARIOUS EARTHQUAKE MEASURES	46
FIGURE 20-1 , 10-MILE EMERGENCY PLAN ZONE (EPZ) MAP	7
FIGURE 20-2, POINT BEACH NUCLEAR SITE MAP.....	8
FIGURE 20-3, GENERIC PRESSURIZED WATER REACTOR SCHEMATIC	13
FIGURE 20-4, SIMPLIFIED STEAM CYCLE	15
FIGURE 20-5, SIMPLIFIED STEAM CYCLE	15
FIGURE 20-6, CIRC WATER PUMPHOUSE SCHEMATIC	16
FIGURE 20-7, EMERGENCY DIESEL BUILDING	17
FIGURE 20-8, NUCLEAR REACTOR	18
FIGURE 20-9, NUCLEAR FUEL ASSEMBLY.....	19
FIGURE 20-10, STEAM GENERATOR	21
FIGURE 20-11, PRESSURIZER.....	23
FIGURE 20-12, REACTOR COOLANT PUMP	27
FIGURE 20-13, POPULATION DISTRIBUTION BY GEOGRAPHICAL SUB-AREA	40
FIGURE 20-14, KEWAUNEE COUNTY EVACUATION MAP	41
FIGURE 20-15, MANITOWOC COUNTY EVACUATION MAP	42

MEDIA INFORMATION PACKAGE – POINT BEACH
NUCLEAR SITE



POINT BEACH NUCLEAR SITE FACTS

DATES OF INTEREST

Ground Breaking: November 28, 1966 (Unit 1)
Operation License: Unit 1 - October 5, 1970; Unit 2 - May 25, 1972
Commercial Operation: Unit 1 - December 21, 1970; Unit 2 - October 1, 1972

AFFILIATED NUCLEAR SITE

Kewaunee (PWR - 1 Unit)

OPERATING COMPANY

Nuclear Management Company

AFFILIATED NUCLEAR FLEET PLANTS

Prairie Island (PWR - 2 Units)
Monticello (BWR - 1 Unit)
Duane Arnold (BWR - 1 Unit)
Palisades (PWR - 1 Unit)

OWNERSHIP

We Energies

CAPACITY

515 Megawatts each (designed electrical rating net)
Unit 1 turbine-generator has a net capacity of 497,000 kilowatts
Unit 2's net capacity is 497,000 kilowatts.

TYPE/DESIGN

Pressurized Water Reactor

ARCHITECT/ENGINEER

Bechtel Corporation

MANUFACTURER OF STEAM SUPPLY

Westinghouse Electric Corporation

FUEL

Reactor Core: 121 Assemblies
Assembly size: 8"x 8"x 13.25'

COOLING WATER SOURCE

Lake Michigan; 375,000 gallons per minute pumped through each unit's condenser at full power.

CONSTRUCTION COST

\$163 million, including interest during construction

LOCATION

Town of Two Creeks, Manitowoc County, Wis. On the a 1,260 acre site on the shores of Lake Michigan. (Approximately 35 miles southeast of Green Bay, 18 miles north of Two Rivers, 100 miles north of Milwaukee)

EMPLOYEES

Approx. 790

MEDIA INFORMATION PACKAGE – POINT BEACH
NUCLEAR SITE

THE POINT BEACH NUCLEAR SITE

The Point Beach Nuclear site consists of about 1,260 acres. Only a portion of the acres are used for the plant, substation, parking lots, plant facilities, office building, and an Energy Center for educational purposes with a system of walking trails. This area is referred to as "onsite." The remainder consists of leased land for farming and woods. This land is considered "offsite." Roads, other than site access roads, are public roads, even though they may cross site property. See Figure 17-1 and Figure 17-2.

PROTECTED AREA

The Protected Area is that area inside the fence surrounding the Point Beach Nuclear site. To enter this area you must be approved by security and have a plant badge. Visitors without plant badges are allowed if escorted at all times by a badged employee.

BUILDINGS IN THE PROTECTED AREA

The Security Building houses the contracted security force, offices, and training rooms.

The Administration Building, South Service Building, North Service Building, Extension Building, and Maintenance Building houses various offices and training rooms, including the security force and the onsite Nuclear Regulatory Commission inspectors. The North Service Building also has a simulator that duplicates the control room for training site personnel.

The Pumphouse and Forebay are used to bring Lake Michigan water into the plant, and to discharge it back to the lake.

The Turbine Building houses the turbine generator and its related equipment. There are 3 turbines (1 high pressure, 2 low pressure) and the generator connected to a common shaft that rotates at 1,800 RPM. The total weight of the turbine generator is 1,475 tons.

The Auxiliary Building houses equipment and components that support operation of the reactor system, including the Spent Fuel Pool. This is called the "Controlled" side of the plant (which also includes the Reactor Containment Building). In order to enter this part of the plant, employees must have a Radiation Work Permit.

The two Containment Buildings (facades) are large, square enclosures that house the containment structures and have an internal height of 147 feet. The reactor, steam generators (2), pressurizer and their related equipment are located inside of each containment structure. There is also an overhead crane inside each containment structure that can lift 230 tons.

Each containment structure is a shell comprised of steel plates 1-1/2 inches thick. This area is 105 feet in diameter with an internal volume of approximately one million cubic feet. It is made of steel-reinforced concrete 3 to 3-1/2 feet thick.

The Emergency Diesel Building houses two emergency generators that would be used in the event an alternative power source was needed at the plant or instances where offsite power was unavailable.

MEDIA INFORMATION PACKAGE – POINT BEACH
NUCLEAR SITE

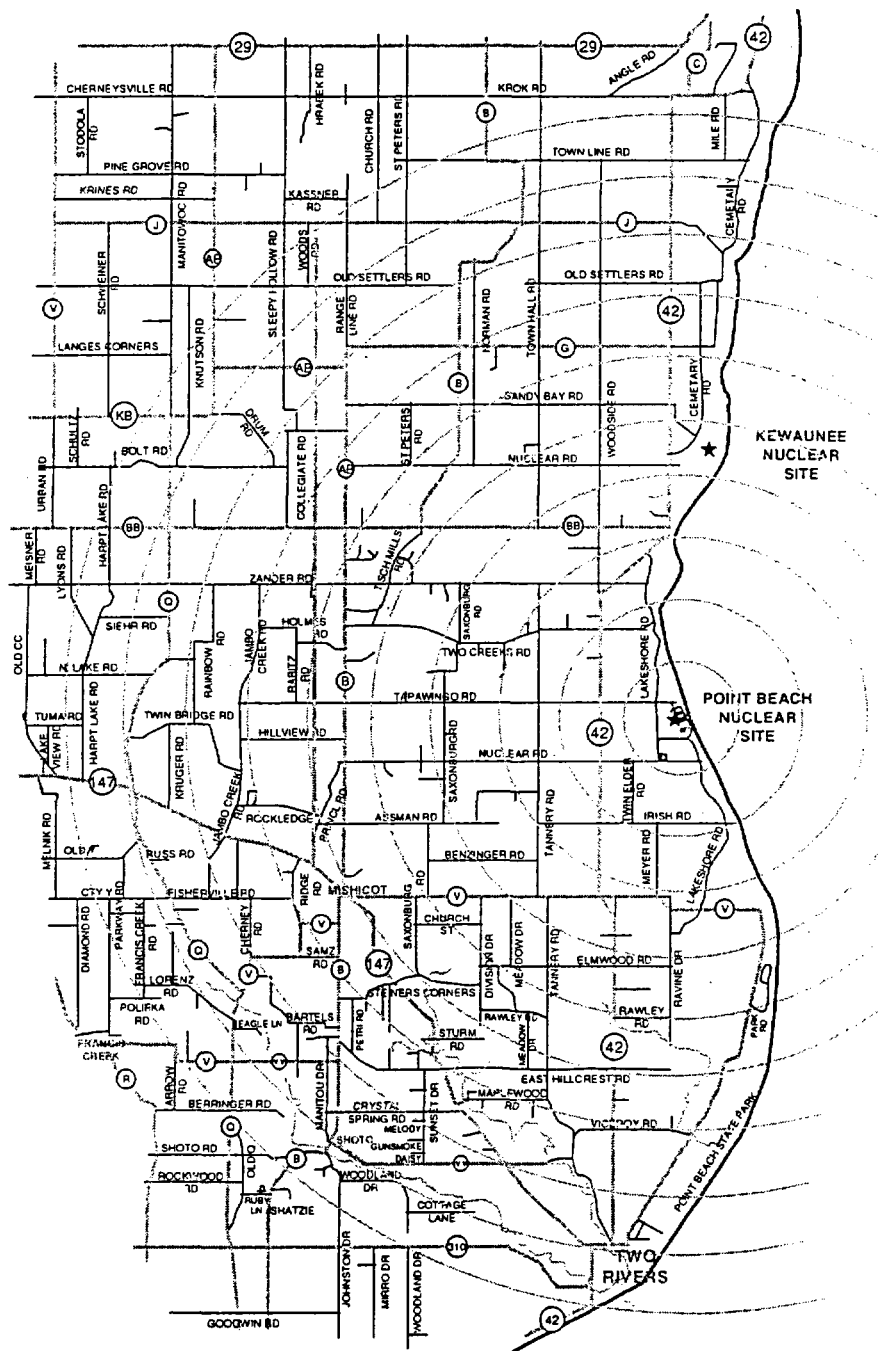
BUILDINGS OUTSIDE THE PROTECTED AREA

The Nuclear Engineering Building and Training Building houses offices and conference rooms. The Training Building also houses classrooms and labs. Public access may be restricted at various times based on the security concerns within our country.

The Energy Center was open to the public December 4, 1999. This facility is 13,000 square feet and consists of hands-on technology displays. It is typically available to the public and for informative programs to schools and other groups upon request. Public access may be restricted at various times based on the security concerns within our country.

MEDIA INFORMATION PACKAGE – POINT BEACH
NUCLEAR SITE

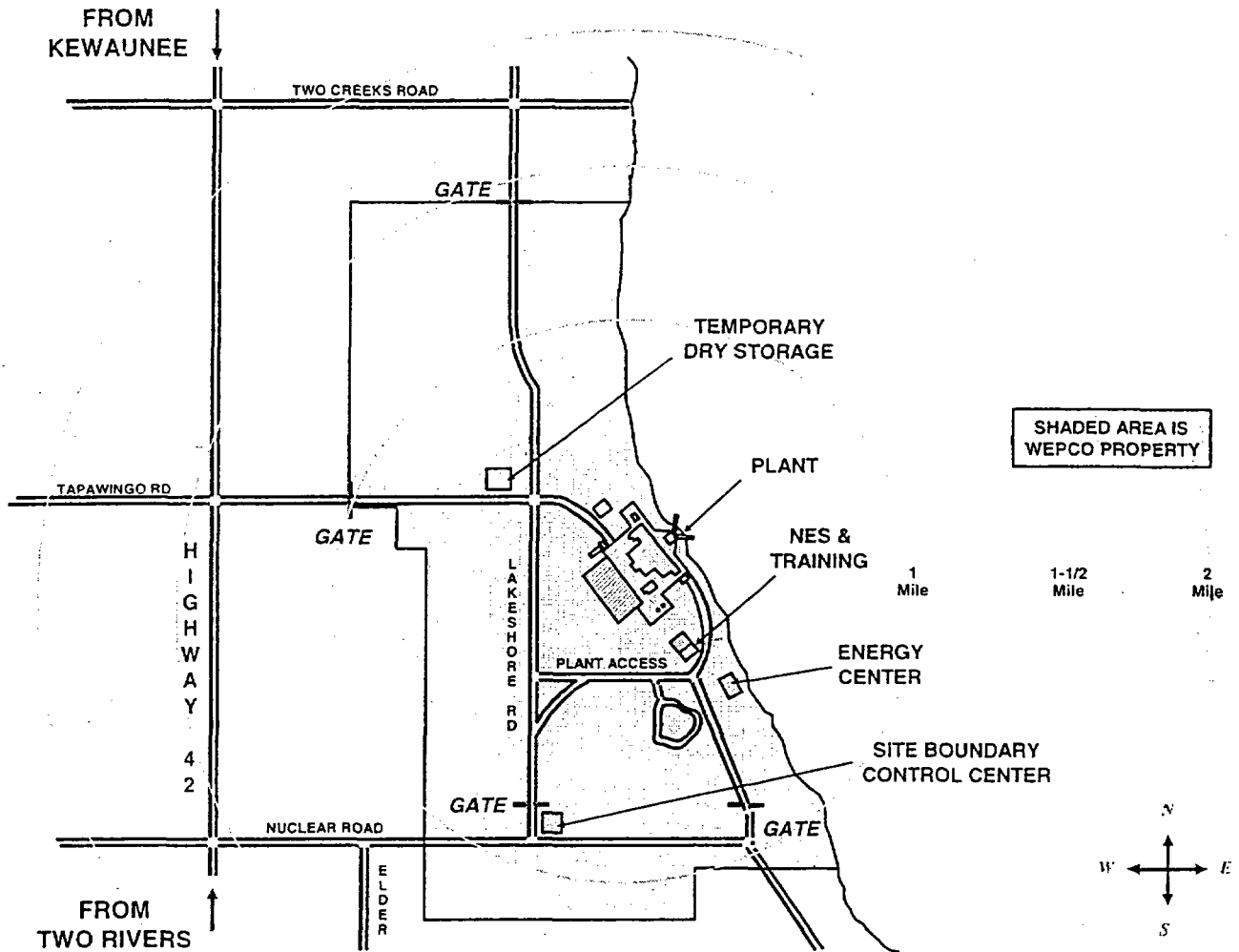
FIGURE 20-1
10-MILE EMERGENCY PLAN ZONE (EPZ) MAP



Note: Each arch represents one mile from the center of the Point Beach Nuclear site.

MEDIA INFORMATION PACKAGE - POINT BEACH
NUCLEAR SITE

FIGURE 20-2
POINT BEACH NUCLEAR SITE MAP



MEDIA INFORMATION PACKAGE – POINT BEACH
NUCLEAR SITE

HOW A NUCLEAR PLANT WORKS

Like all steam plants, a nuclear plant creates heat to turn water into steam. The steam is used to spin a turbine, which turns an electric generator. Instead of burning fossil fuel, a reactor splits atoms of uranium to produce heat to make the steam. The splitting of the atoms is called "fission". When an atom splits, it creates heat and two or three neutrons. The heat warms the water, and the neutrons go on to split other atoms. When this process is self-sustaining, it is called a chain reaction. The water in the reactor keeps the nuclear fuel cool, and also slows down the neutrons to increase the chance of them hitting other atoms.

The reactor coolant water (primary system - Figure 17-3) at the Point Beach Nuclear site heats up to about 570 degrees F. The water does not boil because it is kept under 2000 pounds per square inch of pressure. The water is pumped from the reactor to a steam generator where it forced through small, thin walled tubes is routed through small tubes (there are two steam generators, each with approximately 3000 tubes). The heat from the reactor coolant water is transferred through the tube walls and heats the water in a second system (secondary system - Figure 17-4) of water in the steam generator. This second system of water is under less pressure (800 psi), and turns to steam that

is piped to the turbine-generator. These individual systems are explained in more detail in the pages that follow (Figure 17-5).

The reactor coolant water is pumped back to the reactor where it is again heated and starts the process all over again. After going through the turbine-generator, the steam is cooled back to water in a condenser.

The condenser is much like a steam generator, except it does the opposite. It turns the steam back to water. The three water systems do not mix.

Water from Lake Michigan is pumped through the tubes in the condenser. The cold tubes cause the steam to condense back into water which is then pumped back to the steam generator. On the way back to the steam generator, the water is heated from about 90°F back to 430°F to prevent thermal shock in the steam generator.

26,000 tubes. Each 40 feet long and one inch in diameter.

The condenser water comes from Lake Michigan. It is drawn into two intake pipes 1750 feet from the shoreline. The pipes are 14 feet in diameter and are submerged 22 feet. There are screens on the pipe to keep things out, and another screen rotates just inside the plant to keep the water clean.

The plant uses 380,000 gallons of Lake Michigan water every minute. It does not come into contact with any radioactive material. (Figure 17-6)

MEDIA INFORMATION PACKAGE – POINT BEACH NUCLEAR SITE

The water from Lake Michigan is pumped right back to the lake at a temperature about 19°F warmer and quickly returns to the normal temperature of the lake.

The plant uses one high pressure turbine and two low pressure turbines to turn the generator shaft. The turbine shaft spins at 1,800 rpm. If steam is lost, it takes the shaft about 45 minutes to stop spinning.

The turbines and generator are constructed on a section of floor that has its own foundation. Above them is a crane that can lift 125 tons.

With 6.5 million pounds of steam every hour, the generator is able to produce 1,518 megawatts of thermal power, 530 megawatts of electricity (equal to 700,000 horsepower, 17,000 garden tractors or about 3,000 four-wheel drive farm tractors). The electricity leaves the plant at 20,000 volts and is stepped up to 345,000 at the transmission station outside the plant. The voltage is decreased at substations and is again decreased by transformers to 240 volts before it enters your home.

Steam enters the high pressure turbine at 506°F. It cools to 360°F by the time it leaves. To get full use of the steam, it is sent through another piece of equipment that removes water droplets, reheats the steam and sends it to the low pressure turbines.

The amount of the chain reaction in the reactor, and thereby the amount of heat, can be controlled by various means.

Control rods in the top of the reactor can be inserted to absorb the neutrons to reduce or stop the chain reaction. A chemical (boron) can also be injected into the water to absorb the neutrons and control or stop the chain reaction.

Nuclear power plants are designed to have multiple safety systems. For every main safety system, there are other systems to take over in case it fails.

Most safety systems are operated by electricity. There are a total of four lines to provide electricity from outside the plant (offsite power). If one line would fail because of weather or equipment problems, one of the others would automatically take over.

If all offsite power is lost, a diesel generator would automatically start and be up to full speed within 10 seconds. There are four 3,800 horsepower, 4.16 kilovolt diesel generators available. These are the same kind of engines you would find on a railroad locomotive. Each has a supply of fuel for a day (570 gallons), and another fuel tank holds additional fuel (35,000 gallons). Each generator is tested every month. If all of these were out of service, the plant would have to be shut down until one was repaired. (Figure 17-7)

Batteries can also be used to power the control room and critical safety equipment in the plant. The battery system provides power for 6 to 8 hours. The battery system is backed up by another set of batteries.

MEDIA INFORMATION PACKAGE – POINT BEACH NUCLEAR SITE

The steam generators provide the steam to turn the turbine. It is important to keep water in them because tubes containing the hot water from the reactor run through them. If there was no water to take away the heat, the tubes could rupture.

After the water in the steam generator boils into steam, it goes to the turbine, then is condensed back into water and pumped into the steam generator. If the two pumps that do this would fail, the water couldn't get back to the steam generator and it would boil dry.

To prevent this, the pumps have backups. These 250 horsepower pumps each provide 200 gallons every minute from two 75,000 gallon storage tanks. If one would fail, another would take over. They are also able to take water directly from Lake Michigan. These pumps are powered by separate power supplies to ensure that one will be available.

Since they are electric, it is possible the pumps may not be available if all power is lost so there is another pump that does not need electricity. This one is operated by the steam created by the plant.

It is important to keep coolant water in the reactor. If the water begins to boil away, the fuel rods could become uncovered and begin to melt. This would release large amounts of radioactivity inside the plant.

The main coolant pumps circulate the water between the reactor and steam generator. These 6,000 horsepower pumps supply 89,000 gallons a minute.

To protect from a loss of coolant, there are two Emergency Core Cooling systems that can also provide cooling water. They are the Safety Injection System and Residual Heat Removal System.

The Safety Injection system automatically delivers water and boron to the reactor core. The water cools the fuel and boron absorbs the neutrons to stop the nuclear chain reaction.

There are two pumps operated by 700 horsepower motors. Each can pump 900 gallons per minute to the reactor from the 275,000 refueling water storage tanks.

Along with the pumps, there are two tanks (accumulators) ready to dump borated water into the cooling system. If there is a break in the cooling system, the pressure will drop and gravity will force water out of the tanks to cool the reactor system.

The Safety Injection system is connected into another cooling setup, called the Residual Heat Removal System. Here, there are two pumps with independent heat exchangers, pipes and valves. Each will deliver 2,000 gallons per minute to keep the fuel covered and the reactor cool.

Simply speaking, the Emergency Core Cooling systems keep the reactor and pipes full of water. Water that is not needed is spilled out into the containment building. Here is where the final part of Safety Injection comes in. Sump pumps will reclaim the spilled water and send it back to the various cooling systems to be used again and again.

MEDIA INFORMATION PACKAGE – POINT BEACH
NUCLEAR SITE

The important rooms in the plant have independent air circulation systems. If sensors detect contamination in the air, these rooms will automatically seal themselves. The air in the room would be freshened and recirculated so operators could continue to work there.

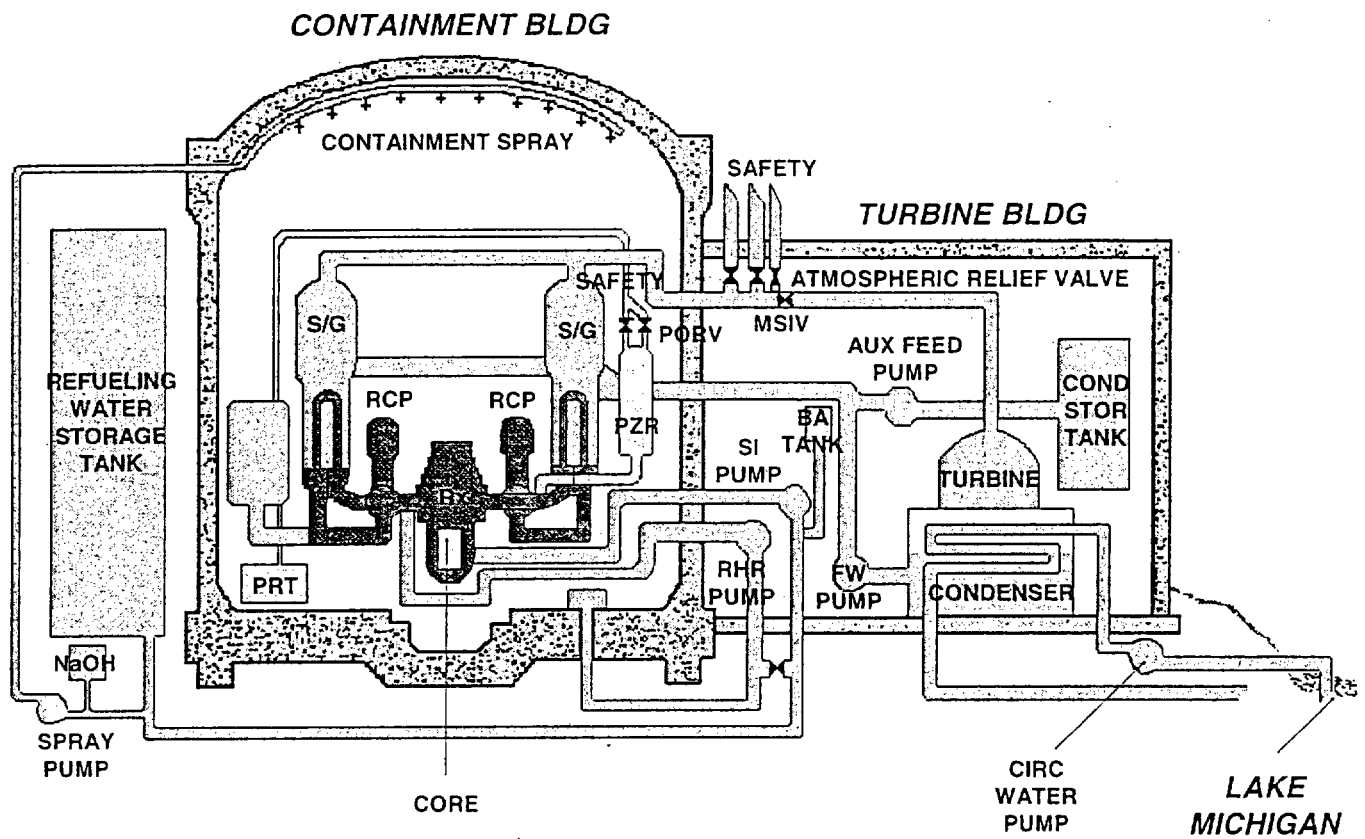
While not likely, it is possible that operators would have to evacuate the control room. To allow for this, a small panel is located elsewhere in the plant. This panel, called the "dedicated shutdown panel", will allow operators to shut down the reactor and provide cooling water.

Multiple barriers, back-up safety systems, strict regulations, extensive training and a dedication to safety help make nuclear energy a safe source of electricity.

MEDIA INFORMATION PACKAGE – POINT BEACH
NUCLEAR SITE

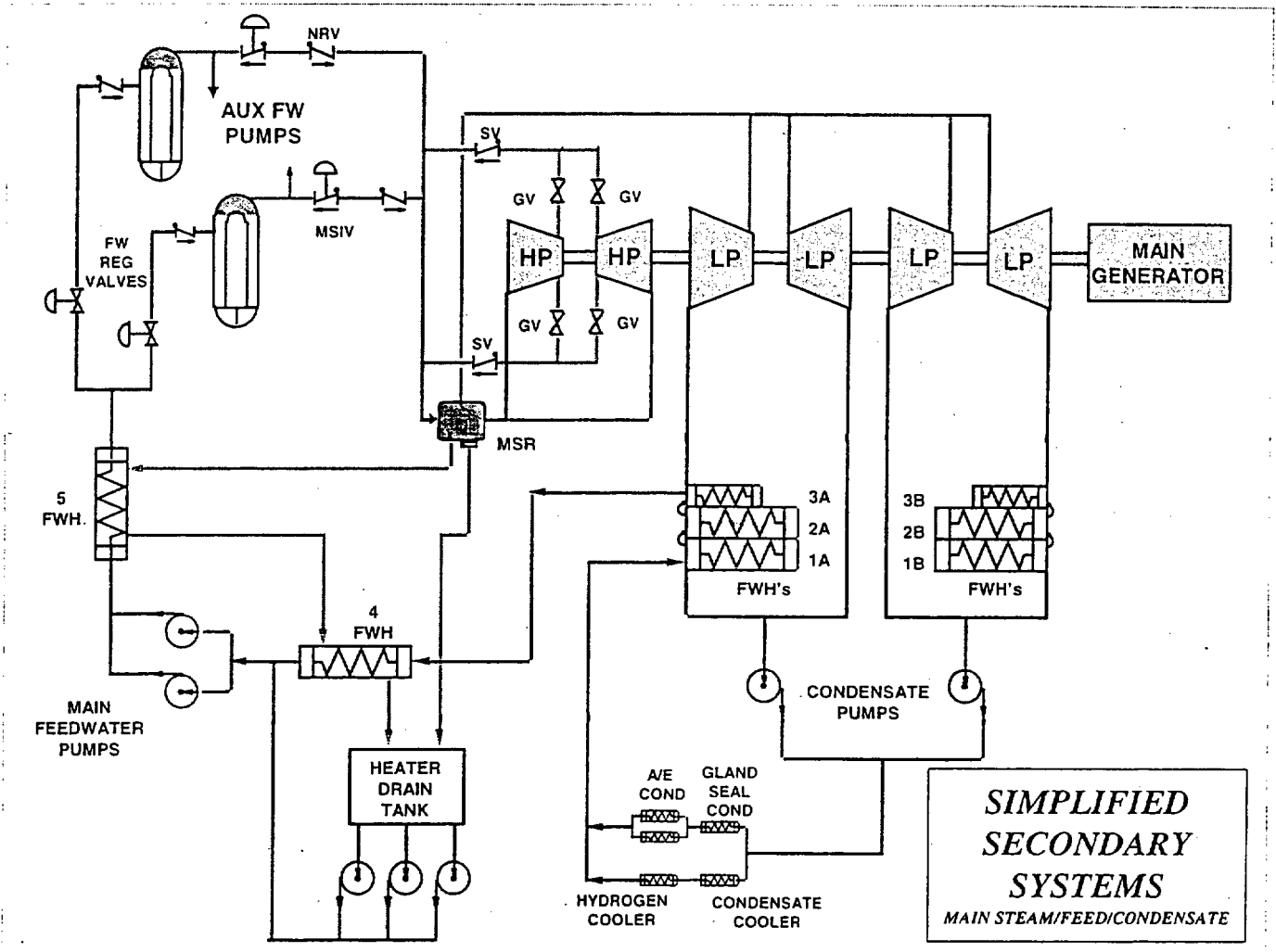
FIGURE 20-3
GENERIC PRESSURIZED WATER REACTOR SCHEMATIC

PRIMARY PLANT OVERVIEW



MEDIA INFORMATION PACKAGE – POINT BEACH
NUCLEAR SITE

FIGURE 20-4
SIMPLIFIED SECONDARY SYSTEMS SCHEMATIC



STEAM CYCLE

STEAM CYCLE

REACTOR

PRESSURIZER

COOLANT PUMP

STEAM GENERATOR

CONTAINMENT WALL

TURBINE

MOISTURE SEPARATOR & REHEATER

GENERATOR

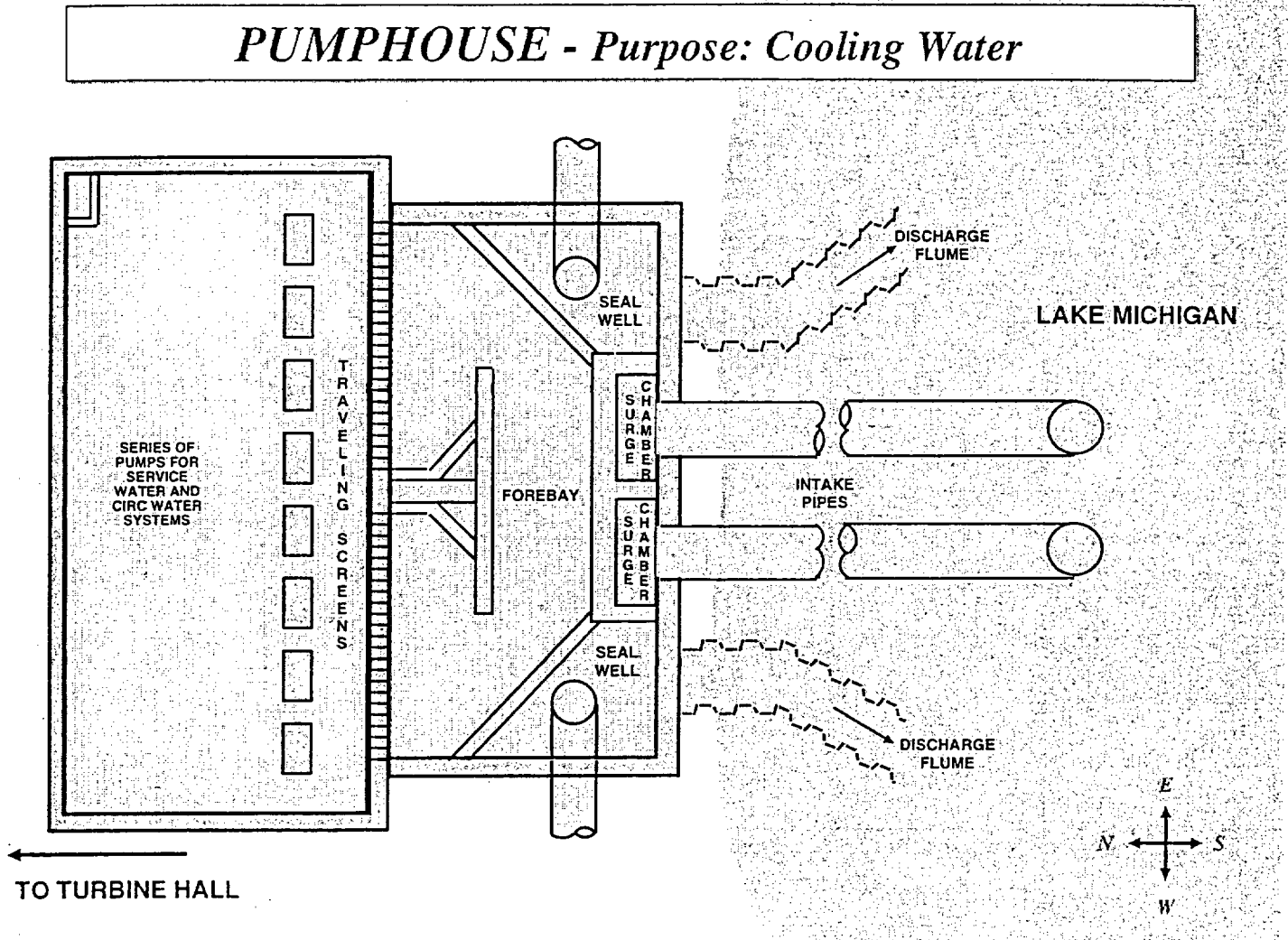
CONDENSATE PUMP

CIRCULATING WATER PUMP

LAKE MICHIGAN

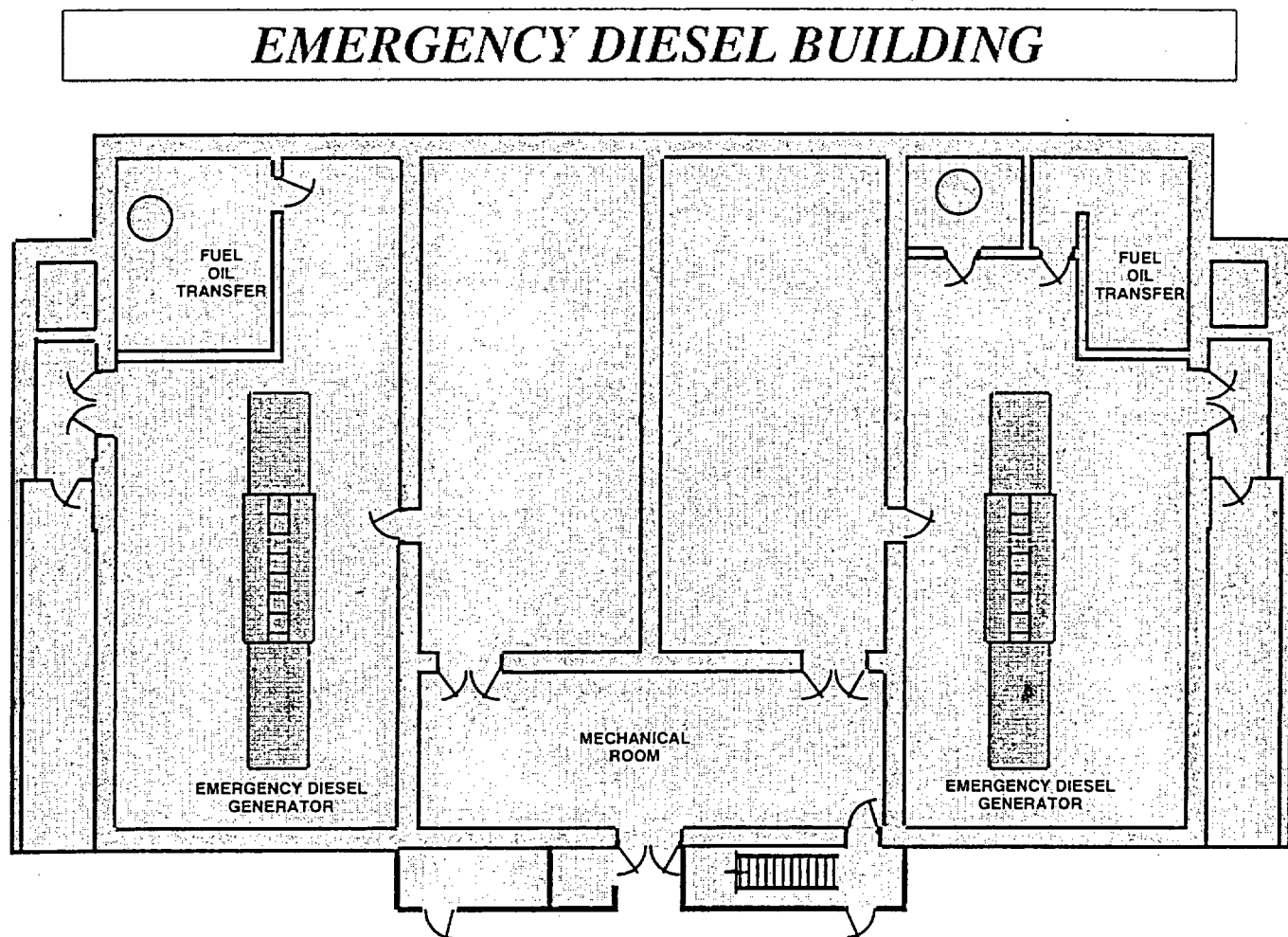
MEDIA INFORMATION PACKAGE – POINT BEACH
NUCLEAR SITE

FIGURE 20-6
CIRC WATER PUMPHOUSE SCHEMATIC



MEDIA INFORMATION PACKAGE – POINT BEACH
NUCLEAR SITE

FIGURE 20-7
EMERGENCY DIESEL BUILDING

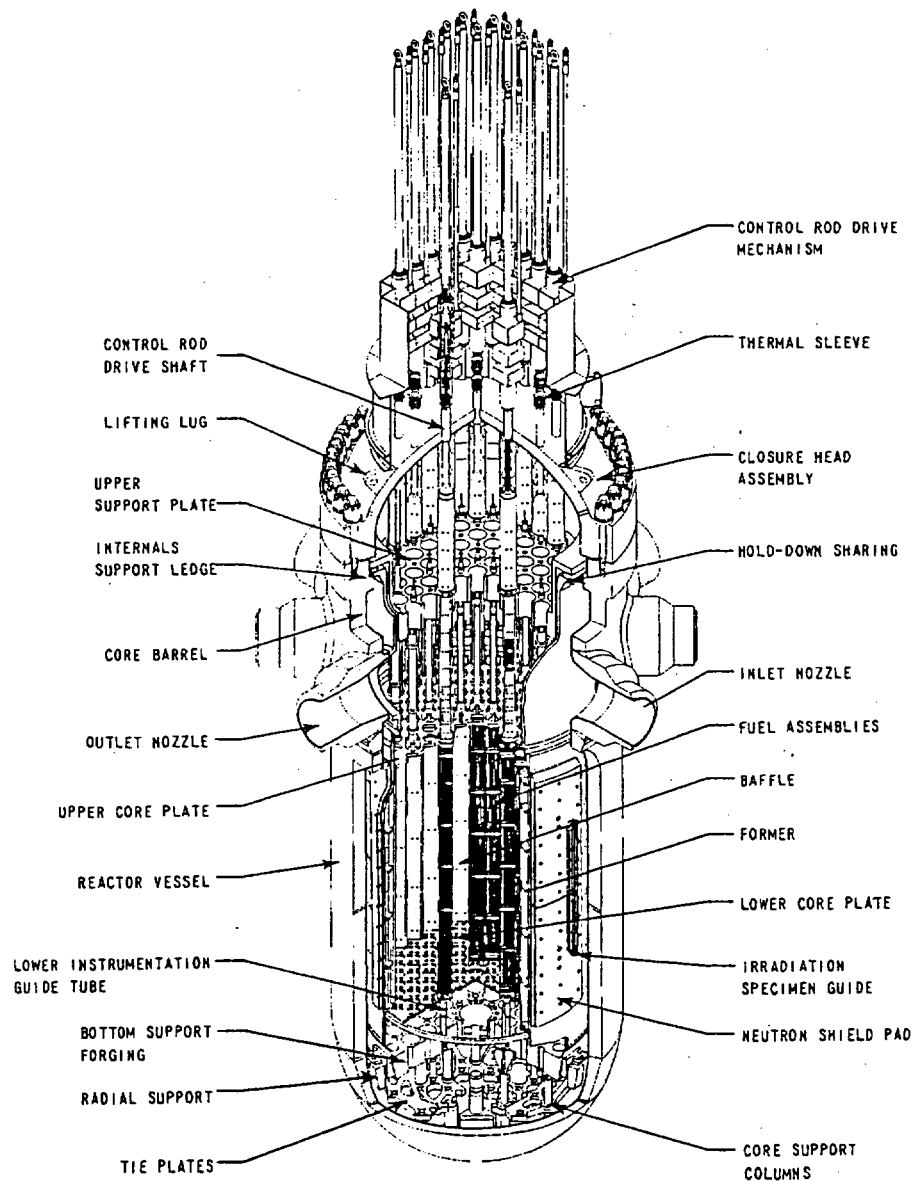


MEDIA INFORMATION PACKAGE – POINT BEACH
NUCLEAR SITE

NUCLEAR REACTOR

The reactor vessel is the heart of a nuclear power plant. It holds the uranium fuel that creates the heat needed to make steam. The Point Beach reactor vessel is made of steel that is 6-and-a-half to 9 inches thick. It is 39 feet tall with an inside diameter of 11 feet. It weighs about 242 tons.

FIGURE 20-8

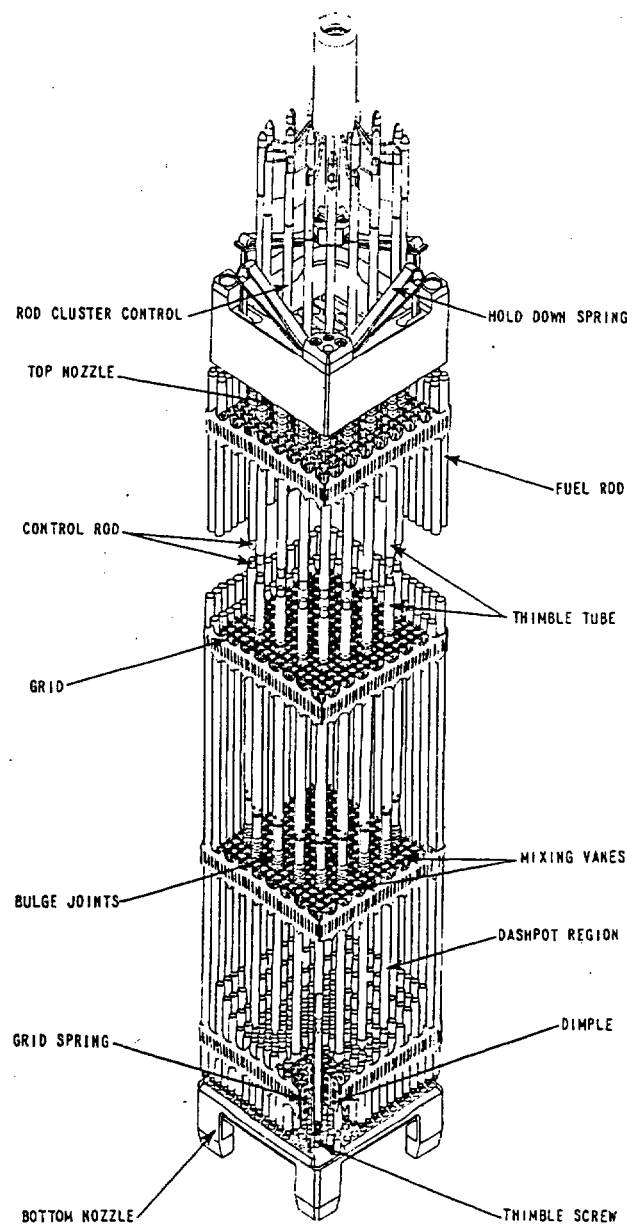


MEDIA INFORMATION PACKAGE – POINT BEACH
NUCLEAR SITE

NUCLEAR FUEL ASSEMBLY

The uranium for a nuclear power plant is in the form of small, ceramic pellets about the size of a pencil eraser. The pellets are sealed inside metal tubes (fuel rods), which are then grouped together to form a fuel assembly. There are 121 fuel assemblies in the Point Beach Nuclear site. Each assembly is about 13 feet long and eight inches square.

FIGURE 20-9



MEDIA INFORMATION PACKAGE - POINT BEACH
NUCLEAR SITE

The fuel pellet is a strong ceramic material that has a melting point of about 5,000 degrees F. The metal fuel rod has a melting point of about 2,800 degrees F. After about four years of use, the fuel assembly becomes a spent (or used) fuel assembly, removed from the reactor and stored in a specially designed pool of water. This waste material is solid, not a liquid or gas.

The fuel pellet begins as uranium oxide in ore that is mined from the ground. The uranium oxide is concentrated by separating out other minerals and elements in a process called milling. It is further refined and purified in other chemical processes until the uranium is in the form of a yellow powder called "yellowcake". The yellowcake is converted to a gas (uranium hexafluoride) to prepare it for the next step in the process.

The Point Beach Nuclear site does not buy uranium from any specific source, and it is usually purchased in the powdered form. The company buys the uranium on the open market based on prices from various companies.

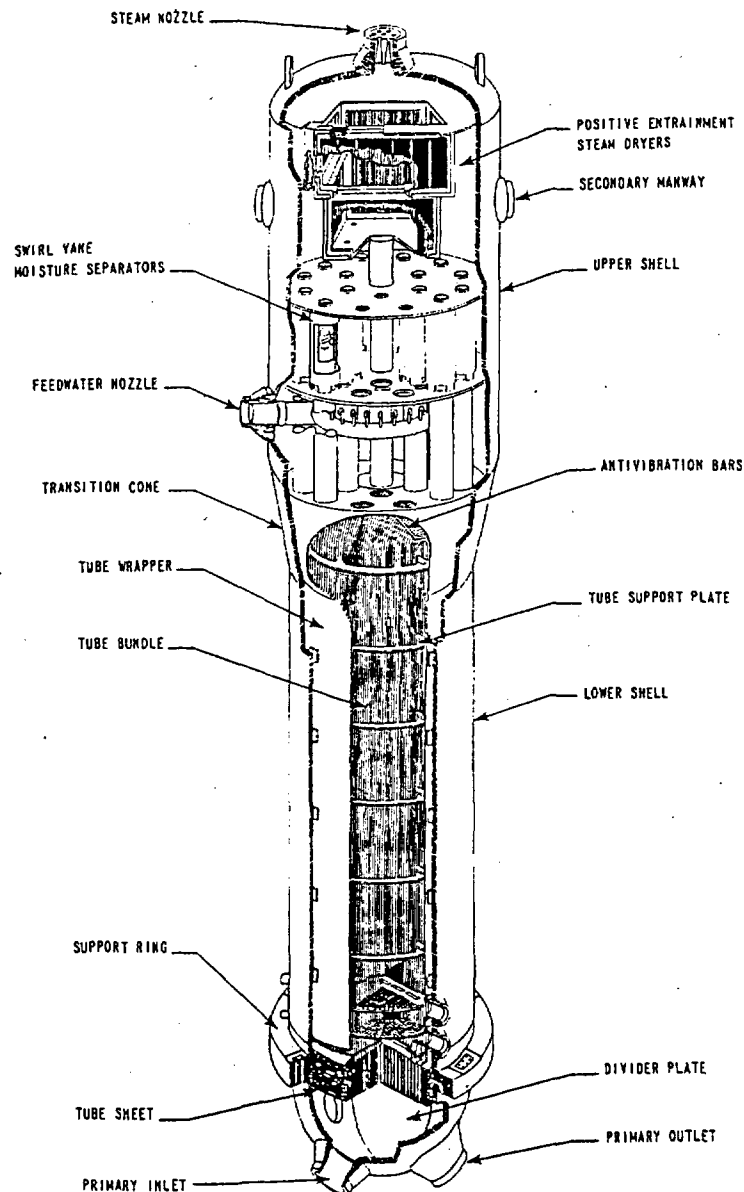
There are approximately 533 pellets per fuel rod - 179 rods per fuel assembly - 95,400 pellets per assembly. Approximately \$229,000 worth of pellets/assembly plus \$80,000 for fabrication of the fuel assembly. Total cost of the assembly is approximately \$300,000, which is about 1/6th the cost of an equivalent amount of coal (approximately \$1.9 million for coal).

MEDIA INFORMATION PACKAGE – POINT BEACH
NUCLEAR SITE

STEAM GENERATOR

The Point Beach Nuclear site has two steam generators. Each stands 68 feet high. They are 20 feet in diameter and weigh about 400 tons each. The steam generators have 3,499 small tubes that measure 0.875 inches in diameter. The tube walls are 0.05 inches thick, but very strong.

FIGURE 20-10



MEDIA INFORMATION PACKAGE – POINT BEACH
NUCLEAR SITE

Water from the reactor enters the steam generator at about 600 degrees and leaves at about 545 degrees. The reactor coolant water is kept under pressure of about 2000 pounds per square inch so that it won't boil. The reactor coolant water flows inside the small tubes, which become hot. The reactor coolant system contains 6191 cubic feet of water that flows at a rate of 68,200,000 pounds per hour.

Water from the steam system flows along the outside of the tubes and becomes hot enough to boil into steam. Water from the steam system enters the steam generator at about 430 degrees and leaves as steam with a temperature of about 520 degrees. This water system is under less pressure, 810 pounds per square inch, so that it will boil and turn to steam.

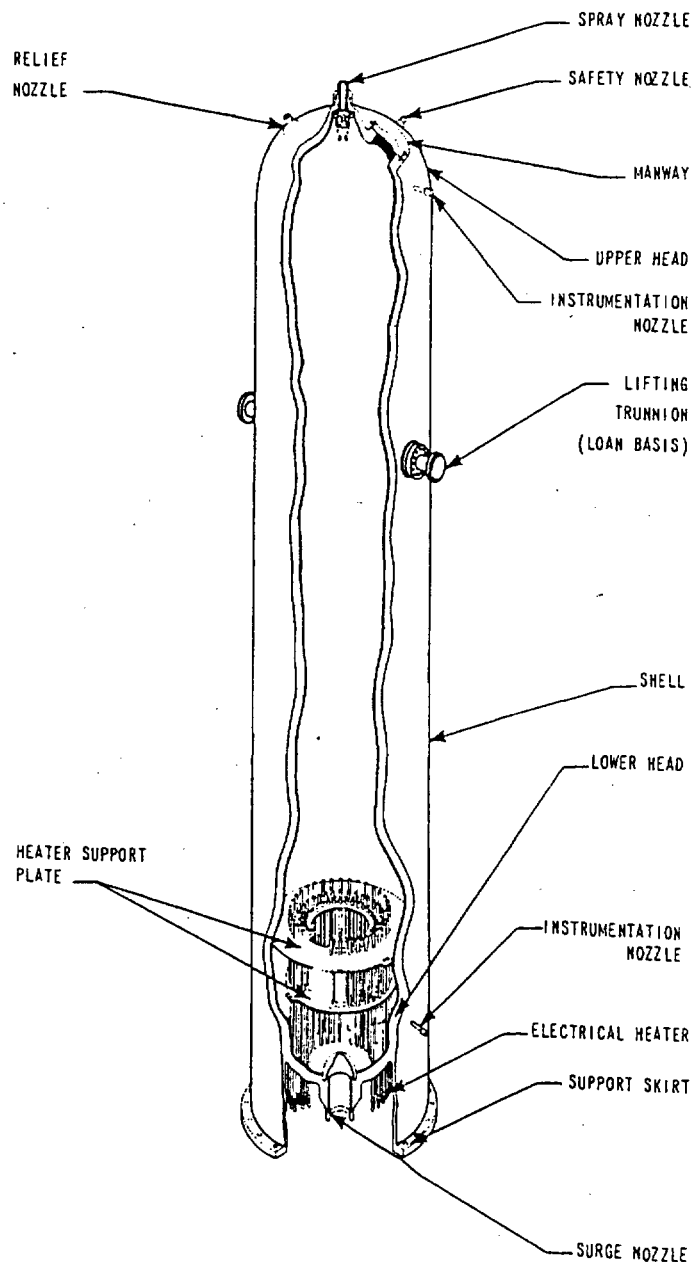
The Point Beach steam generators were replaced in 1995.

MEDIA INFORMATION PACKAGE – POINT BEACH
NUCLEAR SITE

PRESSURIZER

The pressurizer keeps the water in the reactor coolant system under pressure to prevent boiling. The pressurizer is simply a large cylinder that contains water. A steam bubble is maintained over the water to pressurize the system.

FIGURE 20-11



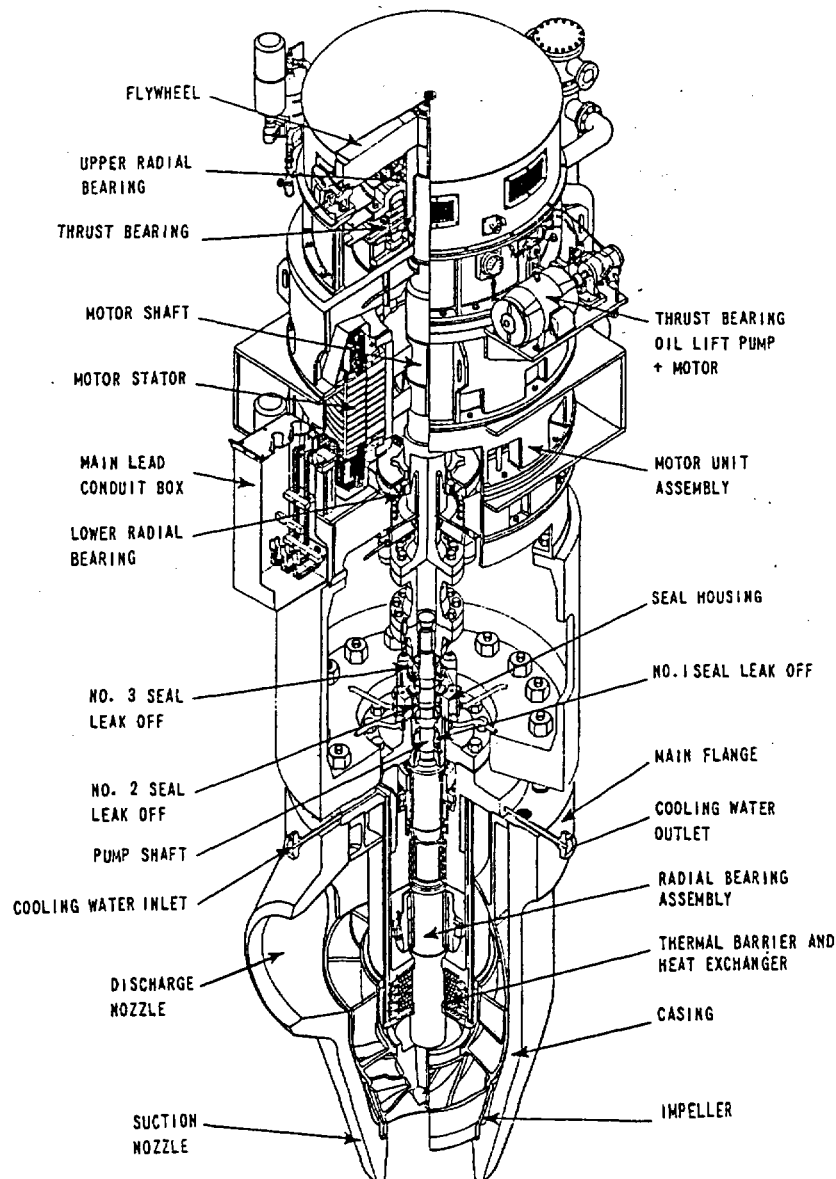
MEDIA INFORMATION PACKAGE - POINT BEACH
NUCLEAR SITE

REACTOR COOLANT PUMP

An important safety feature of a nuclear plant is the reactor coolant pumps. Point Beach has two of them, one for each steam generator.

Each reactor coolant pump has a 6,000 horsepower motor and pumps 89,000 gallons per minute. The pump includes a flywheel one foot thick and six feet across. The large flywheel ensures a long coast-down time if the pump loses power. The pumps are 28 feet high.

FIGURE 20-12



MEDIA INFORMATION PACKAGE - POINT BEACH
NUCLEAR SITE

EMERGENCY PUBLIC INFORMATION POINT BEACH NUCLEAR SITE



INFORMATION HOTLINE:

JOINT PUBLIC INFORMATION CENTER

If an emergency occurs at any of the units of the Kewaunee/Point Beach Nuclear site, a Joint Public Information Center (JPIC) will be activated to provide the media with a single location to get updated information. As its name implies, this is a joint facility - it is not controlled by any one organization. Instead, it is jointly managed by utility, state, county and federal officials.

NEWS BRIEFINGS

News briefings will occur on a regular schedule to keep the media and the public informed on new developments. The briefings will generally include spokespeople representing major agencies which have responded to the JPIC. Our goal is to provide timely and accurate information to the public - with the help of the media.

MEDIA ASSISTANCE AT THE JOINT PUBLIC INFORMATION CENTER

The Media Center Coordinator from Kewaunee/Point Beach Nuclear site is available to help the media with any special needs. They will remain in the Media Briefing Center at all times.

TECHNICAL HELP FOR THE MEDIA AT THE JOINT PUBLIC INFORMATION CENTER

Nuclear power can be a highly technical field, and we will try to communicate information in a way that the public can understand. Media Technical Briefer(s) from the site will be stationed in the Media Briefing Center to answer technical and background questions. The Technical Briefer(s) is supplied as a media resource. They would not have details of the incident and are not official spokespeople for the site.

MEDIA INFORMATION PACKAGE – POINT BEACH
NUCLEAR SITE

EMERGENCY ACTION LEVELS

Emergency action levels fall into one of four categories as outlined by the Nuclear Regulatory Commission (NRC).

UNUSUAL EVENT - A problem which will have no affect on the public. It is the **LOWEST** of the four nuclear plant emergency classifications. It indicates an unusual plant condition which, if left unattended, has the potential to cause a degradation of overall plant safety. No significant release of radioactive material is expected, therefore offsite response or environmental monitoring is not necessary. Federal, state and local government authorities will be notified of any Unusual Event.

ALERT - A problem which will have no affect on the public. Government officials are prepared to take steps if the problem becomes worse. It is the **SECOND LOWEST** of the four nuclear plant emergency classifications. An Alert is an event which involves an actual or a potentially substantial degradation of overall plant safety. Government officials are placed on standby. State & County Emergency Operating Centers (EOC) are fully activated at this level. Although the potential for limited releases of radioactive materials exists, any resulting projected doses are expected to be limited to fractions of the Environmental Protection Agency's (EPA) Protective Action Guideline (PAG) levels.

SITE EMERGENCY - A problem that could result in a release of radioactive material outside the plant, but at levels below federally set limits. It is the **SECOND HIGHEST** of the four nuclear plant emergency classifications. A Site Emergency includes events which involve an actual or likely failure of the plant functions needed for protection of the public. The offsite releases of radioactive material are not expected to exceed EPA levels except near the site boundary.

GENERAL EMERGENCY - A problem that could result in a release of radioactive material outside the site which could require the public to take protective actions. It is the **HIGHEST** of the four nuclear plant emergency classifications. A General Emergency includes incidents which involve actual or imminent substantial core degradation with the potential for large releases of radioactive material and/or loss of containment integrity. Actual, potential or projected doses can be reasonably expected to exceed the EPA's Protective Action Guidelines (PAG) offsite for more than the immediate site area. Protective actions for the public will be determined by appropriate state and local governments.

MEDIA INFORMATION PACKAGE - POINT BEACH
NUCLEAR SITE

DECLARED EMERGENCY EVENTS
Approximately 110 Operating Plants in U.S.

EVENTS	'89	'90	'91	'92	'93	'94	'95	'96	'97	'98	'99	'00
UE	197	151	170	135	103	92	66	63	40	26	34	18
ALERT	13	10	9	20	8	3	8	3	3	4	4	1
SITE	0	1	2	1	1	0	0	0	0	0	0	0
GENERAL	0	0	0	0	0	0	0	0	0	0	0	0
TOTAL	210	162	181	156	112	95	74	66	43	30	38	19

Source: NEI

Three Unusual Events in 1999 were declared due to accidents at nearby chemical facilities.
The four 1999 Alerts were a potential bomb threat, tornado siting in protected area, loss of shutdown cooling, and depressurization of reactor coolant system.

The one 2000 Alert was due to a steam generator tube rupture.

MEDIA INFORMATION PACKAGE – POINT BEACH
NUCLEAR SITE

RADIATION

WHERE DOES IT COME FROM?

The study of radiation has been going on for over 80 years. It is well-understood, easily detected, precisely measured and strictly regulated. It has been all around us since the beginning of time. We are exposed to radiation daily through cosmic rays from the sun, deposits of radium and thorium in the soil, radon in the air, and radioactive potassium in food and water. The radiation produced by modern technology is identical to nature's radiation. The most common sources of this type of radiation are X-rays and other medical procedures. Mining, building materials, consumer goods, nuclear energy and burning fuels also contribute to radiation doses.

WHAT IS IT?

The word radiation usually refers to ionizing radiation - radiation that changes the electric charge of the atoms it strikes. Ionizing radiation can take the form of particles or waves. The waves include X-rays and gamma rays. Particle radiation is made up of alpha, beta and neutrons.

Gamma rays are penetrating enough to be used for industrial radiography and cancer treatment. X-rays and gamma rays can be stopped most effectively by dense materials such as lead or concrete.

Alpha particles are not very penetrating. A sheet of paper or the outer layers of human skin will stop them, so they don't present an external threat to your health. However, if alpha particles enter the body by being inhaled or swallowed, they can damage tissue. Alpha radiation is virtually non-existent in a nuclear plant.

Beta radiation is usually more penetrating than alpha radiation, but its range is still limited to a few feet in air. Neutrons are released during fission and are a concern only inside operating nuclear reactors.

HOW IS IT MEASURED?

Radiation exposure is measured in *REMs* (roentgen equivalent man). This is the unit of measure for the biological effect of radiation. Most exposures to radiation, though, are very small. You will most often see radiation exposure measured in *millirems* - equal to one-one-thousandth (1/1,000) of a REM. So 1 REM is equal to 1,000 millirems.

(Curie is another common unit of measuring radiation, but it does not measure dose - it is the amount of radioactive material which decays at a rate of 37 billion atoms per second. The amount of material needed for one curie varies greatly. For example, one gram of radium-226 produces one curie. But it would take 9,170,000 grams (about 10 tons) of thorium-232 to obtain one curie.)

MEDIA INFORMATION PACKAGE – POINT BEACH
NUCLEAR SITE

WHAT ARE THE HEALTH EFFECTS

Changes in the body caused by radiation exposure over a short time have not been seen at levels below 10,000 millirem. More information is contained in the following chart "*How Dangerous is Radiation?*"

Very large amounts of radiation may result in cancer and genetic defects. Convincing medical evidence that radiation increases chances of developing cancer comes mostly from the few groups of people subjected to massive doses of radiation. These include survivors of atomic bombs, persons undergoing medical radiation treatment, radium dial painters who ingested large amounts of radioactive material by "tipping" their paint brushes with their lips, and early pioneers in the field of radiology.

To be conservative, radiation standards assume that health effects occur proportionally to those observed from high doses. That is, if one dose causes an effect, then half the dose will cause half the effect. Scientists agree that this assumption overestimates the risks. Many people have been studied extensively over several decades to determine if there is a link between radiation and cancer at lower levels of exposure. There has been generally no health effect at exposures below 10,000 millirems.

Heredity problems related to radiation have been seen only in laboratory experiments with animals. No heredity problems have been discovered in man, although it is prudent to assume that similar damage could occur.

HOW MUCH RADIATION DO PEOPLE GET?

Naturally occurring sources of radiation expose the average U.S. citizen to about 300 millirem each year, depending primarily on altitude and the concentration of radioactive minerals in the ground. For instance, in Florida the typical radiation dose is about 60 millirem annually, but in Denver, Colorado it is about 400 millirem per year. Your body is also mildly radioactive. The average person receives 40 millirem from their own body over the course of a year.

Radiation from X-rays and other medical treatments using radioactive materials adds an average of about 55 millirem per year to a person's exposure. Living or working in stone buildings, burning fuels, consumer products such as smoke detectors add about 10 millirems a year. Nuclear power plants add about 0.1 millirem per year. Emissions from coal-burning power plants also add about 1 millirem to an individual's average annual exposure. Add it all up, and the average American receives a radiation dose of about 360 millirem a year from natural and man-made sources.

MEDIA INFORMATION PACKAGE – POINT BEACH
NUCLEAR SITE

RADIATION AND NUCLEAR POWER PLANT INCIDENTS

CONTAINMENT

Essentially all the radioactivity of a nuclear power plant is contained by a system of barriers. They prevent the escape of radioactivity to the environment. The first barrier is the ceramic fuel pellets that contain the fuel and most of the radioactive material produced by the fission process. The pellets are contained inside the second barrier, the fuel rods, which are made of a strong metal alloy. The reactor coolant system is another barrier. Many of the fission products stay in the water and can be filtered out. The reactor, with steel walls several inches thick, and the steel piping contain the water and any radioactive materials.

Each containment structure is a shell comprised of steel plates 1-1/2 inches thick. This area is 105 feet in diameter with an internal volume of approximately one million cubic feet. It is made of steel-reinforced concrete 3 to 3-1/2 feet thick.

RELEASES FROM PLANT ACCIDENTS

Radioactive iodine is the most likely material to contribute to the public's radioactive dose in a serious nuclear plant accident. Radioiodine is highly reactive, so most of it will be filtered before it can escape the plant. It is of concern because it can concentrate in the thyroid gland and in the food chain, such as milk. In large doses, radioiodine can cause damage to the thyroid gland. Such thyroid problems are generally easy to treat.

Other materials likely to be released in a serious accident are radioactive noble gases. Noble gases are biologically and chemically nonreactive. That means they do not concentrate in humans or other organisms, but it also means they can't be filtered. Noble gases can cause exposure to radiation if a person is exposed to the gas or breathes it in. Noble gases would disperse into the atmosphere fairly quickly. Radioiodines and noble gases mainly emit gamma radiation.

Another possibility for release during an accident, though very unlikely, is particulate matter. Particulates could escape only if the release was unfiltered. This solid material could settle onto the ground and buildings. This is called deposition.

MEDIA INFORMATION PACKAGE – POINT BEACH
NUCLEAR SITE

EXPOSURE FROM PLANT ACCIDENTS

There are three major ways that people could be exposed to radiation in an accident, called pathways. The three are called "shine, inhalation, and ingestion". Shine and inhalation exposures would generally be expected during the accident, ingestion would normally occur afterward.

Shine: Exposure from a passing cloud (plume) or from contamination deposited on the ground, your body or other objects.

Inhalation: Exposure from breathing in radioactive material in the cloud (plume).

Ingestion: Exposure that could occur after an accident if you were to eat or drink contaminated food products or water.

Nuclear plants and governmental agencies have emergency plans and procedures in place addressing these various exposure pathways. They include doing nothing, advising people to remain in-doors, evacuation of the affected population and embargoes on food products. The specific action to be taken would depend on the radiation levels from the accident.

MEDIA INFORMATION PACKAGE – POINT BEACH
NUCLEAR SITE

HOW DANGEROUS IS RADIATION?

(Whole-Body Exposure)

1 millirem - Approximate dose a person would receive from a nuclear plant by standing at the plant's site boundary for an entire year.

10 millirem - Annual dose due to daily use of a salt substitute (potassium chloride).

117 millirem - Approximate dose the average Wisconsinite receives every year from outer space, soils, rocks and natural elements in the body. Dose is increased for persons who travel significant distances in airplanes operated at moderately high levels.

360 millirem - Approximate dose the average US citizen receives every year from all sources. Most of this is from natural sources and medical X-rays.

400 millirem - The annual natural background radiation dose in Denver (altitude 5,000 feet).

5,000 millirem - Approximate maximum dose a worker is allowed to receive on a yearly basis. Few workers actually receive this much.

25,000 millirem - In most cases, no observable effect on the health of a person if he or she receives this much in a short time. In emergencies where there is a serious hazard to human life, a worker may receive such a dose. This is also the limit set for exposure to astronauts during every space shuttle flight.

75,000 to 150,000 millirem - Some individuals may experience fatigue, mild nausea (flu-like symptoms), and have some temporary changes in the blood counts. Most people would not experience any disabling effects. Complete recovery would be expected.

150,000 to 400,000 millirem - If received as a single dose, this amount would be expected to produce a serious form of the "acute radiation syndrome". Nausea and vomiting would occur. Alteration in the body's blood count would result, but complete recovery would be expected.

400,000 to 600,000 millirem - If received as a single dose, this amount would be expected to produce a serious form of acute radiation syndrome. Serious blood complications would be expected along with some damage to the gastrointestinal tract. Eventual recovery with proper clinical management would be expected.

MEDIA INFORMATION PACKAGE – POINT BEACH
NUCLEAR SITE

600,000 to 1,500,000 millirem - This level could be expected to produce severe injury to the gastrointestinal tract. Recovery is possible depending upon the person, the dose received and the clinical case. Death is possible, however.

1,500,000 to 5,000,000 millirem - This level could be expected to produce severe damage to neurological and cardiovascular systems. Death would result in most cases even with medical treatment.

MEDIA INFORMATION PACKAGE - POINT BEACH
NUCLEAR SITE

RADIATION - MEASURE FOR MEASURE

ACTIVITY

APPROXIMATE DOSE

SHORT - TERM EXPOSURES

Eating a Dozen Bananas	.10 Mrem
Living on Earth for 4 Days	1 Mrem
Coast to Coast Round Trip Plane Flight	5 Mrem
Dose to Population Within 10 Miles of TMI	8 Mrem
Diagnostic X-rays	10 Mrem
Pelvis X-ray	90 Mrem
Abdomen X-ray	150 Mrem
Spinal X-ray	400 Mrem
Barium Enema	800 Mrem
Japan A-bomb Survivor	100,000 - 600,000 Mrem

ANNUAL EXPOSURES

Having Smoke Detector for One Year	.02 Mrem
Living next to a nuclear power plant for One Year	less than 1 Mrem
Wearing Luminous Watch for One Year	1 Mrem
Average TV Viewing for One Year	1 Mrem
Annual Exposure Through Drinking Water	4 Mrem (EPA Limit)
Living in Brick House for One Year	7 Mrem
Living next to Coal Plant for One Year	18 Mrem
Average Background Radiation/Wisconsin	117 Mrem
Living in Wisconsin for One Year	130 Mrem
Average Annual Dose from All Sources	360 Mrem
Living in Denver for One Year	400 Mrem

MEDIA INFORMATION PACKAGE – POINT BEACH
NUCLEAR SITE

SITE EMERGENCY RESPONSE FACILITIES

Control Room

Reactor operators and support staff run the plant from the Control Room. Equipment can be remotely operated and monitored from the Control Room. Computers are used to monitor the plant, but they do not operate it.

Technical Support Center (TSC)

As the name implies, this center provides technical support to the Control Room and is responsible for the onsite response to the event. Virtually all data available to the control room is available to the Technical Support Center via the plant's computer system. The center is staffed by engineers, personnel representing radiation protection, chemistry, and security, plus other plant staff needed to help the Control Room.

Operational Support Center (OSC)

Adjacent to the TSC is the Operational Support Center. Here, maintenance and repair crews would be gathered, briefed and sent out to perform maintenance and repair duties, coordinating their response with the TSC.

Radiation Protection Station (RPS)

Before anyone can enter that part of the plant where radioactive contamination is possible, they must go through the Radiation Protection Station. Daily, workers are advised about what clothing to wear, conditions where they will be working, etc. The Radiation Protection Station also issues and checks radiation dosimetry to monitor employees for exposure to radiation. These same duties would be done in an emergency; however, coordinated from the OSC.

Emergency Operations Facility (EOF)

The Emergency Operations Facility is the central location for coordinating the company's response and communications to offsite agencies. These communications include the Control Room, TSC, JPIC, Off Site Radiation Protection Facility, corporate offices, plus designated offsite federal, state, and county agencies. The Emergency Director is in this facility and has the responsibility for the overall management of the event.

MEDIA INFORMATION PACKAGE – POINT BEACH
NUCLEAR SITE

Offsite Radiation Protection Facility (OSRPF)

This building is located at the site boundary just south of the plant. It serves as the staging area for the field monitoring teams sent offsite for air and environmental samples and relays the data collected to the EOF for their radiological assessment of the event. This facility is also used for an access control point, radiological monitoring area, and decontamination station.

North Service Building

This building contains the Simulator that is used for training, and emergency drills and exercises conducted to test the plant's emergency plans. The simulator is a computer operated control room that is identical to the plant's control room.

MEDIA INFORMATION PACKAGE – POINT BEACH
NUCLEAR SITE

EMERGENCY FACILITIES AWAY FROM THE SITE

Joint Public Information Center (JPIC)

The Joint Public Information Center (JPIC) is a central location for NRC, FEMA, State, and counties responding to the event in the capacity of providing information to the public. The intent is to have one location for all agencies to coordinate their public information activities, manage the latest information from the site, and provide a single place for the media to get information. An emergency hotline number will be made available to the public.

MEDIA INFORMATION PACKAGE – POINT BEACH
NUCLEAR SITE

EMERGENCY MANAGEMENT OFFICES

KEWAUNEE COUNTY (ALGOMA)

MANITOWOC COUNTY (MANITOWOC)

STATE OF WISCONSIN (MADISON)

EPZ SHERIFF DEPARTMENTS

KEWAUNEE COUNTY

MANITOWOC COUNTY

MEDIA INFORMATION PACKAGE – POINT BEACH
NUCLEAR SITE

BEST ADVICE

- Go indoors if outside and stay indoors
- Tune to your local radio station for broadcasted Emergency Alerting System (EAS) message
- Follow the instructions provided in those messages
- Refer to your Emergency Information Calendar for Manitowoc and Kewaunee Counties

AM STATIONS

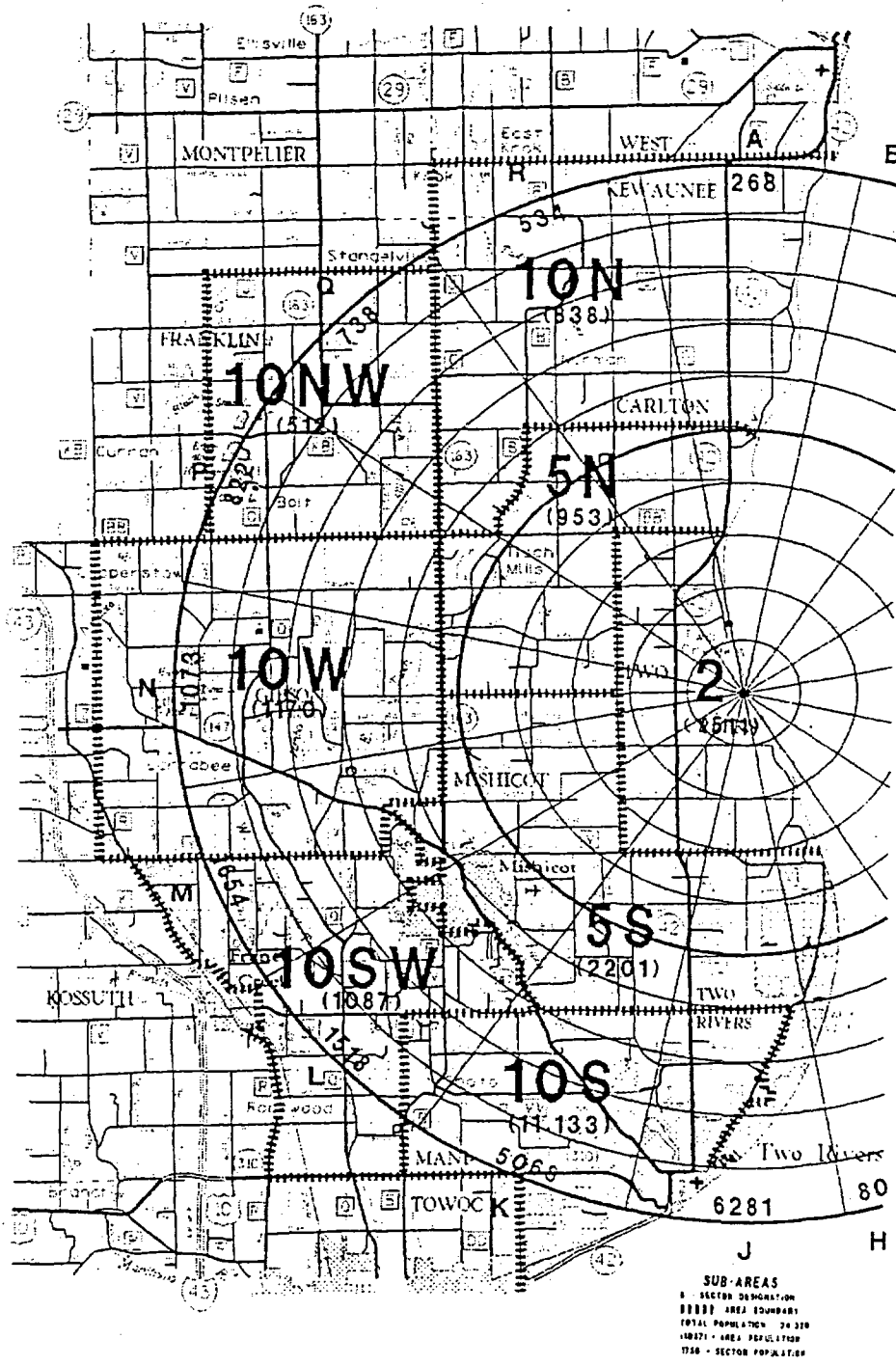
WCUB (Manitowoc)	980
WOMT (Manitowoc)	1240
WTRW (Two Rivers)	1590
WDOR (Sturgeon Bay)	910

FM STATIONS

WKTT (Cleveland)	98.1
WAUN (Kewaunee)	92.7
WBDK (Luxemburg)	96.7
WLTU (Manitowoc)	92.1
WQTC (Manitowoc)	102.3
WDOR (Sturgeon Bay)	93.9

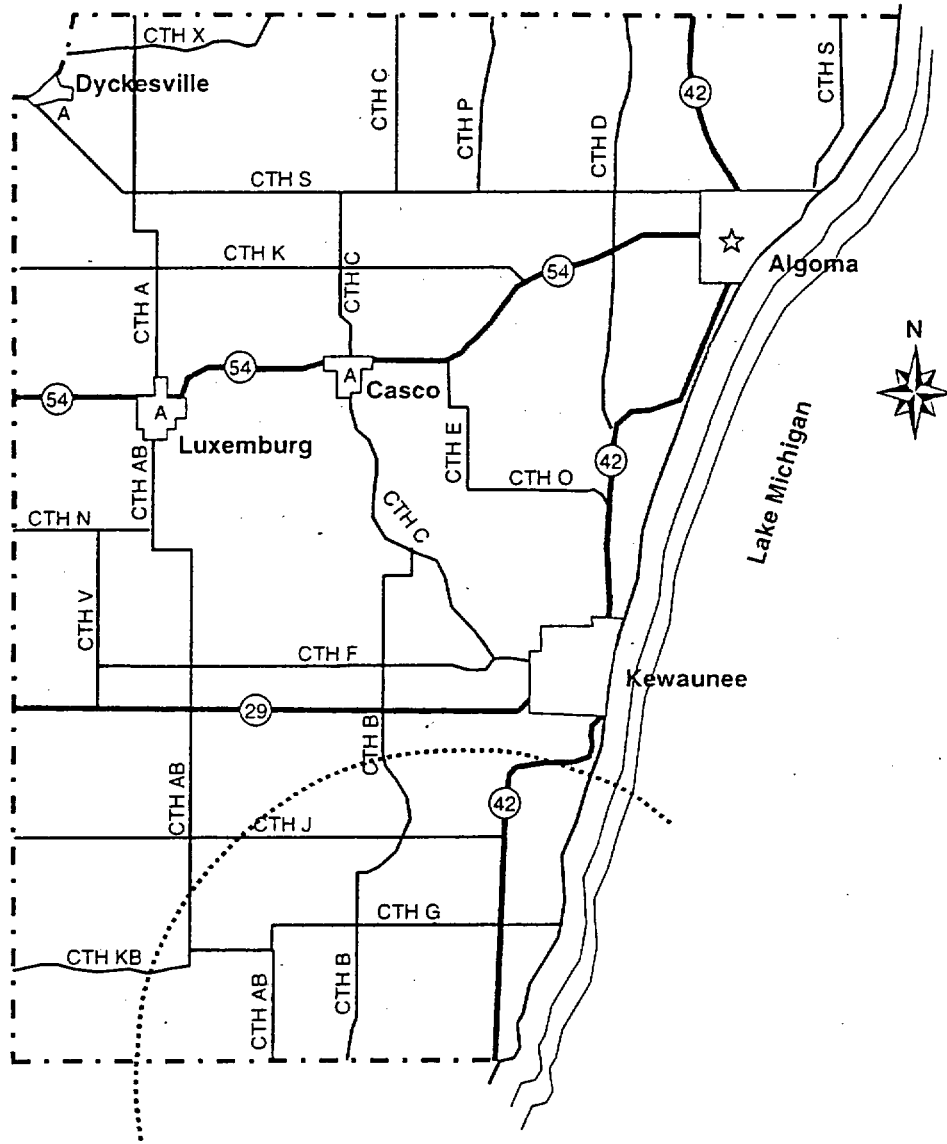
MEDIA INFORMATION PACKAGE - POINT BEACH
NUCLEAR SITE

FIGURE 20-13
POPULATION DISTRIBUTION BY GEOGRAPHICAL SUB-AREA



MEDIA INFORMATION PACKAGE – POINT BEACH
NUCLEAR SITE

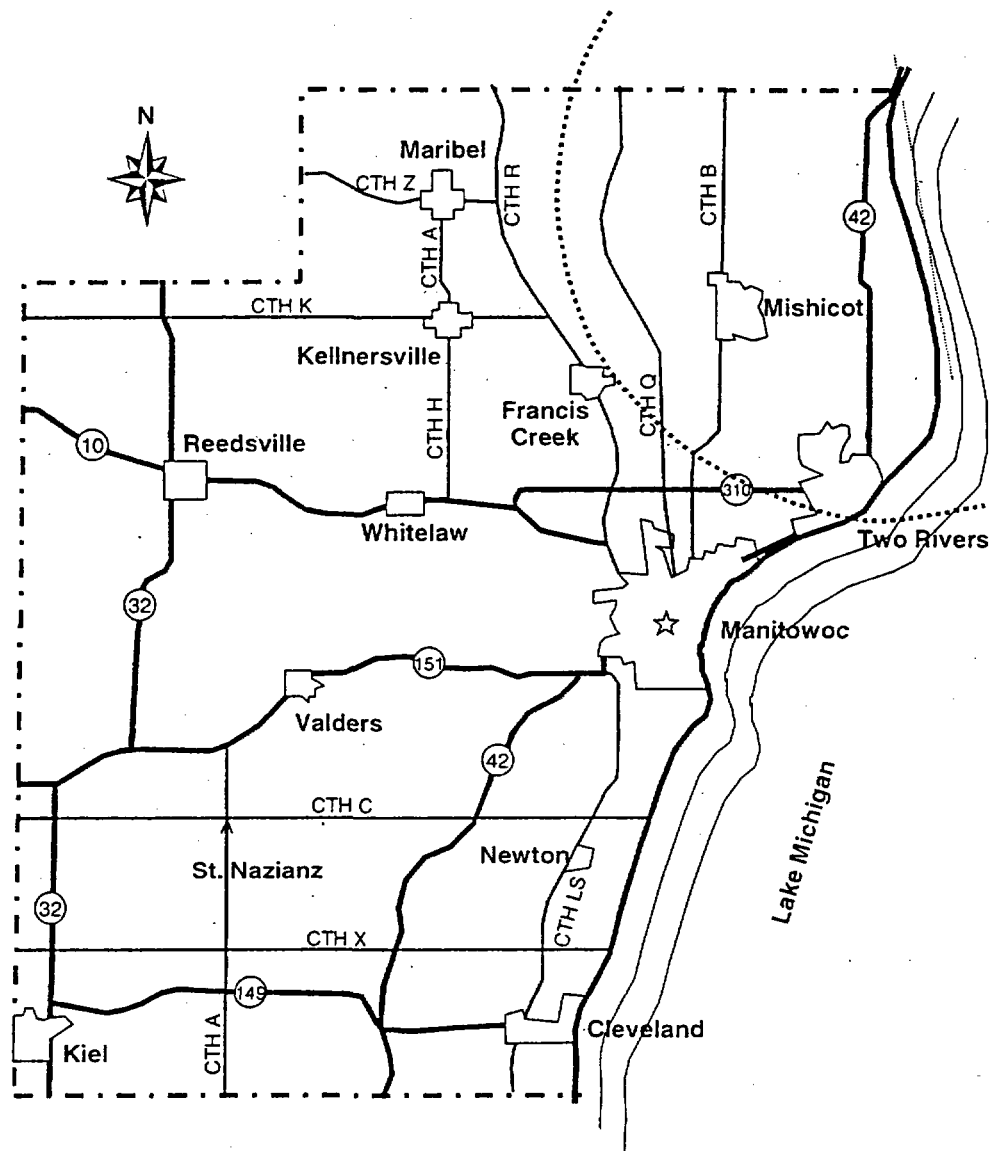
FIGURE 20-14
KEWAUNEE COUNTY EVACUATION MAP



Congregate care facilities are located in Algoma, Luxemburg,
and Casco.

MEDIA INFORMATION PACKAGE – POINT BEACH
NUCLEAR SITE

FIGURE 20-15
MANITOWOC COUNTY EVACUATION MAP



Congregate care facilities are located in Manitowoc,
Reedsville, Valders, St. Nazianz, Kiel, Newton, and Cleveland

MEDIA INFORMATION PACKAGE – POINT BEACH
NUCLEAR SITE

NUCLEAR LIABILITY INSURANCE

Nuclear power plants are covered by more than \$9 billion of insurance protection in the event of a nuclear accident. The utilities that operate the plants pay for it. No taxpayer dollars are used.

The coverage was first established in 1957 when Congress passed the Price-Anderson Act. The Act provided an umbrella of insurance protection to make sure enough money would be available in case of a serious nuclear plant incident.

All operating reactors, and several plants that have closed but still handle nuclear fuel, participate in the insurance program. Total coverage exceeds \$9 billion. Each reactor has primary coverage of about \$200 million. If that is not enough to cover liability claims, every plant would be liable for an assessment of \$79.28 million per accident (not to exceed \$10 million per plant per year). If an accident was serious enough to use all available insurance funds, Congress would determine whether additional compensation should be awarded, and who should provide the compensation.

About \$89 million has been paid in claims since the Act went into effect; all by industry-funded insurance pools, not taxpayer money. Of this amount, about \$58 million has been paid in connection with the March 1979 accident at Three Mile Island.

Each plant is required to have liability insurance from private insurance companies. To provide this, the insurance industry formed two pools because groups of companies can provide more insurance than a single company could.

The Three Mile Island accident demonstrated the ability of the insurance pools. They immediately assembled insurance adjusters from across the country at a central claims office. Families affected by the recommendation for evacuation were given advances for living expenses. In addition, 636 people and families were reimbursed for lost wages. Cash advances were made to affected people with the request that any unused funds be returned. Several thousand dollars were returned to the insurance pools.

The insurance pools later settled several class-action suits, including several hundred consolidated claims for severe emotional distress. Over 2,000 personal injury lawsuits were dismissed by the court in 1996 due to lack of evidence.

The Price-Anderson Act provides no-fault insurance for the public in the event of a serious nuclear plant accident. The nuclear industry bears the cost of the insurance. On the other hand, risks from such things as dam failure and resulting flooding are borne directly by the public. The 1977 failure of the Teton Dam in Idaho caused about \$500 million in property damage. The only help available was about \$200 million in low-cost government loans. The Price-Anderson Act has served as a model for legislation in other areas, ranging from vaccine compensation and medical malpractice to chemical-waste cleanup bills.

MEDIA INFORMATION PACKAGE – POINT BEACH
NUCLEAR SITE

TERRORIST ATTACKS - THEIR EFFECT ON INSURANCE

After the attacks of September 11, 2001, Nuclear Electric Insurance Limited published the following policy in their "Member News" newsletter of September 2001. The following text is quoted from the newsletter.

"War Risk Exclusion

In the wake of the events in New York and Washington, a number of insureds have contacted NEIL and made identical inquiries: If such an attack have been against a nuclear power station, is there coverage under NEIL's policies?

Given the present state on known facts about the disasters (i.e. covert terrorist attacks), coverage under NEIL policies would exist. NEIL policies contain War Risk Exclusion that was intended to exclude overt acts of war by governments or sovereign powers, but not exclude covert-terrorist acts. The exclusion reads, in pertinent part:

"Subject to paragraph 2 below, the coverage provided under this policy does not apply to Property Damage [and Outage] caused directly or indirectly by:

(a) hostile or warlike action in time of peace or war, including action in hindering, combating or defending against an actual, impending or expected attack by a government or sovereign power (de jure or de facto), or by any authority maintaining or using military, navel or air forces; or by an agent of such government, power, authority or forces;

2. This War Risk Exclusion shall only apply to acts which:

(a) take place within the states of the United states or the District of Columbia, including the territorial waters or any thereof, and

(b) are part of overt military activity being carried out in such territories."

NEILS interpretation of this section is that losses or damages to insured facilities caused by *covert or terrorist activities*, such as those apparently carried out on September 11, would not be excluded under the War Risk Exclusion."

MEDIA INFORMATION PACKAGE – POINT BEACH
NUCLEAR SITE

PAYING FOR REPLACEMENT POWER

It is possible that the owner utility would have to purchase replacement power from other utilities if the Point Beach Nuclear site was to be involved in an accident. After getting as much electricity as they can from their other plants, they would buy electricity from neighboring utilities.

It is very likely that this electricity would be more expensive. The extra cost can vary from \$250,000 to \$500,000 a day.

Under Wisconsin law, here is what would happen. If the added cost to buy power caused the owner utility's average power supply costs to be more than 2% above the estimated cost, the company could request a change in rates. (The average power supply costs are estimated in the annual rate case.)

The Public Service Commission of Wisconsin would attempt to act quickly on the request. It is doubtful that the owner utility could recoup the entire cost of the replacement power. Under Wisconsin law, the new rates would spread the cost over the current calendar year but could not be retroactive. In other words, if the rate adjustment was granted in January, the owner utility would probably recover most of the cost of replacement power. If it was granted in June, they could only cover half the cost (six months under new rates).

NMC and the affected utility would also be covered by insurance if the plant was shut down for several months. The insurance would assist in buying replacement power.

MEDIA INFORMATION PACKAGE – POINT BEACH
NUCLEAR SITE

COMPARISON OF VARIOUS EARTHQUAKE MEASURES

The following information is an approximate comparison of the various methods of measuring earthquake intensity. Richter Scale and ground acceleration data taken from the AEC's Nuclear Reactors and Earthquakes, (TID-7024).

Modified Mercalli Intensity Scale

	Richter Scale	Ground Acceleration (g's)
<i>I Not felt except by a very few under specially favorable circumstances. (1912 Illinois earthquake felt at Kewaunee)</i>		
<i>II Felt only by a few persons at rest, especially on upper floors of buildings. Delicately suspended objects may swing.</i>		
<i>III Felt quite noticeably indoors, especially on upper floors of buildings, but many people do not recognize it as an earthquake. Standing motorcars may rock slightly. Vibration like passing of truck. (1909 Illinois earthquake felt at Kewaunee)</i>	3	0.005
<i>IV During the day felt indoors by many, outdoors by few. At night some awakened. Dishes, windows, doors disturbed; walls make creaking sound. Sensation like heavy truck striking building. Standing motorcars rocked noticeably.</i>	4	0.01
<i>V Felt by nearly everyone, many awakened. Some dishes, windows, etc., broken; a few instances of cracked plaster; unstable objects overturned. Disturbances of trees, poles, and other tall objects sometimes noticed. Pendulum clocks may stop.</i>		
<i>VI Felt by all, many frightened and run outdoors. Some heavy furniture moved; a few instances of fallen plaster or damaged chimneys. Damage slight.</i>	5	0.05 PBNP Operation Basis=0.04g vertical and 0.06 horizontal
<i>VII Everybody runs outdoors. Damage negligible in buildings of good design and construction; slight to moderate in well-built ordinary structures; considerable in poorly built or badly designed structures; some chimneys broken. Noticed by persons driving motorcars.</i>	6	0.1 PBNP Design Basis=0.08 vertical and 0.12 horizontal
<i>VIII Damage slight in specially designed structures; considerable in ordinary substantial buildings with partial collapse; great in poorly built structures. Panel walls thrown out of frame structures. Fall of chimneys, factory stacks, columns, monuments, walls. Heavy furniture overturned. Sand and mud ejected in small amounts. Changes in well water. Persons driving motorcars disturbed.</i>		
<i>IX Damage considerable in specially designed structures; well-designed frame structures thrown out of plumb; great in substantial buildings, with partial collapse. Buildings shifted off foundations. Ground cracked conspicuously.</i>	7	0.5
<i>X Some well-built wooden structures destroyed; most masonry and frame structures destroyed with foundations; ground badly cracked. Rails bent. Landslides considerable from riverbanks and steep slopes. Shifted sand and mud. Water splashed (slopped) over banks.</i>		
<i>XI Few, if any, (masonry) structures remain standing. Bridges destroyed. Broad fissures in ground. Underground pipelines completely out of service. Earth slumps and land slips in soft ground. Rail bent greatly.</i>		1.0
<i>XII Damage total. Waves seen on ground surfaces. Lines of sight and level distorted. Objects thrown upward into air.</i>	8	

The Point Beach Nuclear site was designed to withstand an earthquake generating a maximum horizontal ground acceleration of 0.08g vertical and 0.12g horizontal. The operational basis is 0.04g vertical and 0.06g horizontal. See the preceding page for a comparison of the various earthquake measuring scales.

MEDIA INFORMATION PACKAGE – POINT BEACH
NUCLEAR SITE

END of MEDIA PACKAGE