

NNWSI PROJECT QA PLAN

NEVADA NUCLEAR WASTE STORAGE

INVESTIGATIONS

QUALITY ASSURANCE PLAN

NNWSI/88-9

REVISION 1


SIGNATURE PAGE


WMFO PROJECT QUALITY MANAGER

DATE 7/21/88


PROJECT MANAGER, WMFO

DATE 7/20/88


ECRM DIRECTOR, OFFICE OF
QUALITY ASSURANCE

DATE 8/12/88

Effective Date: _____

REV. NO.	ISSUED	SECTION TITLE	PAGE NO.
1	7/27/88	SIGNATURE PAGE	1



NNWSI PROJECT QA PLAN

N-QA-040
1/88

NEVADA NUCLEAR WASTE STORAGE INVESTIGATIONS PROJECT

QUALITY ASSURANCE PLAN

REVISION 1

UNITED STATES DEPARTMENT OF ENERGY
NEVADA OPERATIONS OFFICE
LAS VEGAS, NEVADA

REV. NO.	ISSUED	SECTION TITLE	PAGE NO.
1	7/27/88	TITLE PAGE	ii



NNWSI PROJECT QA PLAN

N-QA-040
1/88

PREFACE

This document is the seventh revision of the Nevada Nuclear Waste Storage Investigations (NNWSI) Project Quality Assurance (QA) Plan. This document was previously designated as NVC-196-17 but has been renumbered as NNWSI/88-9.

This NNWSI Project QA Plan is a requirements document which was developed from QA requirements imposed on the NNWSI Project by the Office of Civilian Radioactive Waste Management (OCRWM), the U.S. Department of Energy (DOE), and the U.S. Nuclear Regulatory Commission (NRC). Accordingly, this document establishes the QA requirements that are applicable to the NNWSI Project participants.

This revision represents incorporation of resolutions to NRC comments related to NNWSI/88-9, Rev. 0. The changes made to this document are noted with line-by-line revision indicators throughout. In addition, the changes are summarized as follows:

- o The signature page and title page were revised to correspond to the revision level of the document.
- o The Preface was revised to indicate the basis for the changes to NNWSI/88-9, Rev. 0 and to provide a revised summary of the changes.
- o The Table of Contents was revised to correspond to text changes, as appropriate and to revise page numbers as necessary.
- o The List of Effective Revisions was updated to reflect the current revision level of each section of the NNWSI QA Plan.
- o The Introduction, para 2.4 was revised to clarify that SAIC/T&MSS works to the WMPO QAPP.
- o Section II, para. 1.0 was revised to remove requirements associated with unusual occurrence reporting.
- o Section II, para. 1.4 was revised to provide a commitment to meet the requirements of NUREG-1298 (Feb., 1988).
- o Section II, para. 1.5.2 was revised to provide a commitment to meet the requirements of NUREG-1318 (April, 1988). In addition, a title change was made.
- o Section II, para. 2.2.3.1 was revised for consistency with the Introduction and to revise the QA Level I definition (bullet items) for consistency with NUREG-1318.
- o Section II, para. 4.2 was revised to remove the statement that the QA organization may participate in management assessment activities.

REV. NO.	ISSUED	SECTION TITLE	PAGE NO.
1	7/27/88	PREFACE	iii

- o Section III, para. 1.1.1, 1.1.1.2 and 1.3.2 were revised to clarify requirements related to study plans.
- o Section III, para. 1.4 (and subparagraphs) are new paragraphs to provide requirements for scientific investigation data interpretation. Old paragraphs 1.4, 1.5, 1.6 and 1.7 (including subparagraphs) were renumbered as paragraphs 1.5, 1.6, 1.7 and 1.8 respectively.
- o Section III, para. 1.5 (old paragraph 1.4) was revised to provide reference to Appendix H.
- o Section III, para 1.6.2 (old paragraph 1.5.3) was revised to clarify the review and approval of technical implementing procedures. In addition new requirements were added for the control of scientific investigations.
- o Section III, para. 1.6.3 was previously numbered as paragraph 1.5.2. No text changes were made.
- o Paragraph 1.6.4.1 (old paragraph 1.5.4.1) was revised to add an additional requirement for initial entries in scientific notebooks.
- o Paragraph 1.6.4.2 (old paragraph 1.5.4.2) was revised to add an additional requirement for in-process entries in scientific notebooks. In addition, the fifth bullet was revised to change the Paragraph reference due to previous numbering changes.
- o Section III, para. 1.8.1 (old paragraph 1.7.1) was revised to add requirements for identifying the status of scientific investigations.
- o Section III, para. 1.9 (and subparagraphs) are new paragraphs to establish requirements for verification of scientific investigations. Old paragraphs 1.8, 1.9 and 1.10 (including subparagraphs) were renumbered as paragraphs 1.10, 1.11 and 1.12 respectively.
- o Section III, para. 2.1.4 was revised to delete reference to Paragraph 4.0 subparagraphs. These subparagraphs have been deleted.
- o Section III, para. 2.2.1 was revised to add "site characterization data" to the examples of applicable design input.
- o Section III, para. 2.3.3 was revised to reference Appendix H of this QA Plan.
- o Section III, para. 3.0 and all subparagraphs were replaced with revised requirements for software quality assurance.
- o Section III, para. 4.0 was revised to commit to the requirements of NUREG-1297 (Feb., 1988) for peer review. Accordingly, paragraphs 4.1, 4.2, 4.3, 4.4 and 4.5 were deleted.

1

REV. NO.	ISSUED	SECTION TITLE	PAGE NO.
1	7/27/88	PREFACE	iv

NNWSI PROJECT QA PLAN

N-QA-040
 1/88

- o Section V, para. 2.0 was revised to require an "independent" review of all instructions, procedures, plans, and drawings.
- o Section VI, para. 1.1 was revised to remove the clarifying statement relative to documents not subject to document control requirements since the document control parameters are adequately described.
- o Section XI, para. 3.3 was revised to remove the qualifier related to test plans and procedures that must be reviewed in accordance with the verification requirements specified in paragraph 2.4 of Section III.
- o Section XII, para. 2.1 was revised to add a requirement that the type, range, accuracy and tolerance of measuring device shall be specified in test and inspection procedures.
- o Section XII, para. 2.2 was revised to provide requirements for the accuracy of calibration standards.
- o Section XII, para. 2.3. Typographical error correction. A comma was added between "equipment" and "stability" in the second line of the first sentence.
- o Section XVIII, para 1.2 was modified to revise requirements for the annual evaluation of suppliers.
- o Section XVIII, para. 1.2.1 was revised to clarify internal audit scheduling requirements.
- o Section XVIII, para. 1.2.2 was revised to clarify external audit performance requirements.
- o Section XVIII, para. 2.1 was revised to expand the surveillance planning requirements.
- o Section XVIII, para. 2.3 was revised to expand the surveillance record requirements.
- o Appendix A. The definition of "ACTIVITIES THAT AFFECT QUALITY" was revised for consistency with NUREG-1318.
- o Appendix A. The definition of "AUDIT" was revised to conform to NQA-1, 1986.
- o Appendix A. The definition of "BARRIER" was revised for consistency with NUREG-1318.
- o Appendix A. The definition of "IMPORTANT TO WASTE ISOLATION" was revised for consistency with NUREG-1318.
- o Appendix A. The definition of "PEER REVIEW" was revised for consistency with NUREG-1297.

1

REV. NO.	ISSUED	SECTION TITLE	PAGE NO.
1	7/27/88	PREFACE	v

- o Appendix A. The terms Consequence Analysis, Credible Event or Credible Accident, Existing Data, Non-mechanistic Failures, Peer, Peer Review Group, Peer Review Report, Performance Allocation, Performance Assessment, Qualification (of data), Qualified Data, Qualification Testing, Reliability Analysis, Scenario, and Unrestricted Area were added since these terms are utilized in Appendices G, I and J.
- o Appendix G has been revised for consistency with NUREG-1298.
- o Appendix H is a new appendix which establishes requirements for software quality assurance.
- o Appendix I is a new appendix based on NUREG-1318 which establishes requirements for the identification of items and activities required to be on the Q-list.
- o Appendix J is a new appendix based on NUREG-1297 which establishes requirements for peer review.

REV. NO.	ISSUED	SECTION TITLE	PAGE NO.
1	7/27/88	PREFACE	vi



NNWSI PROJECT QA PLAN

N-QA-040
1/88

Signature Page	i
Title Page	ii
Preface	iii
Table of Contents	vii
List of Effective Revisions	xv
Policy Statement	xvii

INTRODUCTION

1.0	Overview of the Nevada Nuclear Waste Storage Investigations (NNWSI) Project	xviii
	U.S. Nuclear Regulatory Commission	xviii
	U.S. Department of Energy.	xviii
	Figure 1 - Criteria for Quality Assurance.	xix
	Office of Civilian Radioactive Waste Management (OCRWM)	xx
2.0	Organization of the Project with Respect to Quality Assurance	xx
2.1	DOE.	xx
	Figure 2 - NNWSI Project Organization.	xxi
2.2	DOE OCRWM.	xxii
2.3	DOE/NV Operations Office	xxii
2.4	Waste Management Project Office (WMPO)	xxii
	Figure 3 - WMPO Organization	xxiii
2.5	Regulatory and Site Evaluation Branch	xxv
2.6	Technology Development and Engineering Branch.	xxv
2.7	Systems and Project Control Branch	xxv
2.8	Project Quality Manager (PQM).	xxv
2.9	Health Physics and Environmental Division (HPE).	xxvi
	Figure 4 - WMPO QA Organization.	xxvii
2.10	Safety and Health Division (S&HD).	xxviii
2.11	Contracts and Property Division (CPD).	xxviii
3.0	SAIC/T&MSS Organization.	xxviii
3.1	Project Manager (T&MSS).	xxviii
	Figure 5 - SAIC/T&MSS Organization	xxix
3.2	Deputy Manager (T&MSS)	xxx
3.3	Project Management Department.	xxx
3.4	Project Operations Department.	xxx
3.5	Project Technical Integration, Analysis, and Evaluation Department.	xxx
3.6	Project Regulatory Compliance Department	xxx
3.7	Project Quality Assurance Department	xxx
3.8	T&MSS Support Services Department.	xxxi
3.9	Project Institutional Relations Office	xxxi
4.0	Participating Organizations and NTS Support Contractors.	xxxi
4.1	NTS Support Contractors.	xxxi
4.2	Participating Organizations.	xxxii

1

REV. NO.	ISSUED	SECTION TITLE	PAGE NO.
1	7/27/88	TABLE OF CONTENTS	vii



NNWSI PROJECT QA PLAN

N-QA-040
1/88

SECTION I - ORGANIZATION. I-1

1.0	Quality Assurance Responsibilities of Project Participants	I-1
2.0	Quality Assurance Functions.	I-1
2.1	Dedicated QA Positions	I-1
2.2	Authority.	I-2
2.3	Organizational Structure	I-2
3.0	Quality Assurance Program Plan	I-2
3.1	Achievement and Maintenance of Quality	I-2
3.2	Verification	I-3
4.0	Multiple Organizations	I-3
4.1	Documentation of Interfaces.	I-3

SECTION II - QUALITY ASSURANCE PROGRAM. II-1

1.0	Extent of Quality Assurance Program.	II-1
1.1	QA Criteria.	II-1
1.2	Contents of the Quality Assurance Program Plan (QAPP).	II-2
1.3	QAPP Verification.	II-2
1.4	Use of Data not generated under QA controls.	II-2
1.5	Methodology for formulating the "Q" List	II-3
1.6	Approach to QA	II-3
1.7	Application of QA.	II-3
2.0	Application of Graded Quality Assurance.	II-4
2.1	Scope.	II-4
2.2	Requirements	II-5
3.0	QA Activities.	II-9
3.1	Overview	II-9
3.2	Review and Approval of QA Programs	II-9
4.0	Management Assessment.	II-10
4.1	Frequency of Management Assessments.	II-10
4.2	Performance of Management Assessments.	II-10
5.0	Personnel Selection, Indoctrination and Training	II-10
5.1	Establishment of Requirements.	II-10

SECTION III - SCIENTIFIC INVESTIGATION AND DESIGN CONTROL III-1

1.0	Scientific Investigation Control	III-1
1.1	Preparation of Plans	III-1
1.2	Assignment of QA Levels.	III-1
1.3	Review and Approval Process.	III-2
1.4	Scientific Investigation Data Interpretation And Analysis	III-3
1.5	Use of Computer Programs	III-3
1.6	The Use of Scientific Notebooks Versus the Use of Technical Implementing Procedures	III-3
1.7	Change Control	III-7
1.8	Interface Control.	III-7
1.9	Verification of Scientific Investigations.	III-8

REV. NO.	ISSUED	SECTION TITLE	PAGE NO.
1	7/27/88	TABLE OF CONTENTS	viii



NNWSI PROJECT QA PLAN

N-QA-040
1/88

1.10	Surveillance of Scientific Investigations and Experiments.	III-9
1.11	Reports, Conclusions and Recommendations	III-9
1.12	Close-Out Verification	III-9
2.0	Design Control	III-9
2.1	General.	III-9
2.2	Design Input	III-10
2.3	Design Analysis.	III-11
2.4	Design Verification.	III-12
2.5	Design Change Control.	III-14
2.6	Design Interface Control	III-15
2.7	Design Output Requirements	III-15
2.8	Design Documents As QA Records	III-16
3.0	Software Quality Assurance Requirements.	III-16
3.1	Computer Software Documentation and Control.	III-16
3.2	Documentation of Computer Software	III-17
3.3	Software Configuration Management.	III-18
4.0	Peer Reviews	III-18
5.0	Technical Reviews	III-18

SECTION IV - PROCUREMENT DOCUMENT CONTROL IV-1

1.0	Requirements	IV-1
1.1	Measures to Assure Adequate Quality.	IV-1
1.2	WMPO Procured Services	IV-1
2.0	Additional Requirements for Level I Activities	IV-1
2.1	Content of Procurement Documents	IV-1
2.2	Procurement Document Review.	IV-3
2.3	Procurement Document Changes	IV-3
2.4	Distribution of Procurement Documents.	IV-3

SECTION V - INSTRUCTIONS, PROCEDURES, PLANS, AND DRAWINGS V-1

1.0	General.	V-1
2.0	Reviews.	V-1
3.0	Instructions for Scientific Notebooks.	V-1
4.0	Distribution	V-1

SECTION VI - DOCUMENT CONTROL VI-1

1.0	Document Preparation, Review, Approval and Issuance. . .	VI-1
1.1	Methods.	VI-1
1.2	Implementation	VI-1



NNWSI PROJECT QA PLAN

N-QA-040
1/88

2.0	Document Changes	VI-2
2.1	Major Changes.	VI-2
2.2	Minor Changes.	VI-2
3.0	Distribution of Documents.	VI-2
3.1	Document Control System.	VI-2

VII - CONTROL OF PURCHASED ITEMS AND SERVICES VII-1

1.0	General Requirements	VII-1
1.1	Procurement Planning	VII-1
1.2	Source Evaluation and Selection.	VII-2
1.3	Bid Evaluation	VII-3
1.4	Supplier Performance Evaluation.	VII-3
1.5	Control of Documents Generated by Suppliers.	VII-5
1.6	Acceptance of Item or Service.	VII-5
1.7	Acceptance of Services Only.	VII-6
1.8	Control of Supplier Nonconformances.	VII-7
2.0	Commercial-Grade Items	VII-8
2.1	Alternatives	VII-8

SECTION VIII - IDENTIFICATION AND CONTROL OF ITEMS, SAMPLES AND DATA VIII-1

Introduction VIII-1

PART A - Identification and Control of Items

1.0	Identification	VIII-1
1.1	General.	VIII-1
2.0	Control.	VIII-2

PART B - Identification and Control of Samples. VIII-2

1.0	Identification	VIII-2
1.1	General.	VIII-2

PART C - Identification and Control of Data VIII-3

1.0	Identification	VIII-3
1.1	General.	VIII-3

SECTION IX - CONTROL OF PROCESSES IX-1

1.0	General Requirements	IX-1
2.0	Process Control.	IX-1
2.1	Method	IX-1
2.2	Identification of Special Processes.	IX-1
2.3	Qualification of Special Process Procedures.	IX-2
2.4	Qualification of Personnel Performing Special Processes.	IX-2

REV. NO.	ISSUED	SECTION TITLE	PAGE NO.
1	7/27/88	TABLE OF CONTENTS	x



NNWSI PROJECT QA PLAN

N-QA-040
1/88

2.5	Special Process Equipment.	IX-2
2.6	Special Process Records.	IX-3

SECTION X - INSPECTION. X-1

1.0	General Requirements	X-1
2.0	Personnel.	X-1
2.1	Reporting Independence of Personnel.	X-1
2.2	Qualification.	X-1
3.0	Inspection Hold Points	X-2
4.0	Inspection Planning.	X-2
4.1	Sampling	X-2
5.0	In-Process Inspection.	X-2
5.1	Combined Inspection and Monitoring	X-3
5.2	Controls	X-3
6.0	Final Inspection	X-3
6.1	Inspection Requirements.	X-3
6.2	Acceptance	X-3
6.3	Modifications, Repairs, or Replacements.	X-3
7.0	In-Service Inspection.	X-3
7.1	Methods.	X-4
8.0	Qualification Requirements	X-4
9.0	Records.	X-4
9.1	Inspection Records	X-4
9.2	Personnel Qualification Records.	X-5

SECTION XI - TEST CONTROL XI-1

1.0	General Discussion	XI-1
2.0	Test Requirements.	XI-1
3.0	Test Procedures.	XI-1
3.1	Test Instructions, Procedures and Drawings	XI-1
3.2	Test Prerequisites	XI-1
3.3	Review of Procedures	XI-2
3.4	Potential Sources of Error	XI-2
3.5	Alternatives	XI-2
4.0	Test Results	XI-2
5.0	Test Records	XI-2

SECTION XII - CONTROL OF MEASURING AND TEST EQUIPMENT XII-1

1.0	General.	XII-1
1.1	Maintaining Accuracy of Equipment.	XII-1
1.2	Scope of Control Program	XII-1



NNWSI PROJECT QA PLAN

N-QA-040
1/88

1.3	Description of Responsibilities.	XII-1
2.0	Purpose of Equipment	XII-1
2.1	Selection.	XII-1
2.2	Calibration.	XII-2
2.3	Control.	XII-2
2.4	Commercial Devices	XII-2
2.5	Handling and Storage	XII-2
2.6	Records.	XII-2

SECTION XIII - HANDLING, SHIPPING AND STORAGE XIII-1

1.0	General Requirements	XIII-1
1.1	Special Equipment and Protective Environments.	XIII-1
1.2	Specific Procedures.	XIII-1
1.3	Inspection and Testing of Special Tools & Equipment. . .	XIII-1
1.4	Operators of Special Equipment	XIII-1
1.5	Marking and Labeling	XIII-1

SECTION XIV - INSPECTION, TEST, AND OPERATING STATUS. XIV-1

1.0	Indication of Status	XIV-1
2.0	Methods of Indicating Status	XIV-1
3.0	Application and Removal of Status Indicators	XIV-1

SECTION XV - CONTROL OF NONCONFORMING ITEMS XV-1

1.0	General Requirements	XV-1
1.1	Identification	XV-1
1.2	Logging.	XV-2
1.3	Segregation.	XV-2
1.4	Disposition.	XV-2
2.0	Repetitive Nonconformances	XV-4
3.0	Trending	XV-4
4.0	Distribution of Documents.	XV-5

SECTION XVI - CORRECTIVE ACTION XVI-1

1.0	General.	XVI-1
1.1	Significant Adverse Conditions	XVI-1
1.2	Follow-Up Action	XVI-1
1.3	Corrective Action.	XVI-1
2.0	Distribution of Documents.	XVI-2



NNWSI PROJECT QA PLAN

N-QA-040
1/88

SECTION XVII - QUALITY ASSURANCE RECORDS. XVII-1

1.0	General Requirements	XVII-1
1.1	Definition	XVII-1
1.2	Establishing a Record System	XVII-1
1.3	Preservation of Records.	XVII-2
1.4	Retention Classification	XVII-2
2.0	Generation of Records.	XVII-3
2.1	Records Specification.	XVII-3
3.0	Validation of Records.	XVII-3
3.1	Methods of Validation.	XVII-3
3.2	Authentication List.	XVII-3
4.0	Receipt of Records	XVII-3
4.1	Receipt Control.	XVII-3
4.2	Protection of Records.	XVII-4
5.0	Records Identification	XVII-4
5.1	Identification Designation	XVII-4
5.2	Indexing System.	XVII-4
6.0	Permanent Storage Facility	XVII-4
6.1	Storage Location	XVII-5
6.2	Storage Procedure.	XVII-5
7.0	Preservation	XVII-5
8.0	Safekeeping.	XVII-6
8.1	Measure to Preclude Entry.	XVII-6
8.2	Replacement, Restoration, or Substitution.	XVII-6
9.0	Corrected Information in Records	XVII-6
9.1	Method	XVII-6
9.2	Identification	XVII-6
10.0	Storage Facility	XVII-6
10.1	Construction and Maintenance of Facility	XVII-6
10.2	Methods.	XVII-6
11.0	Retrieval.	XVII-8
11.1	Provisions	XVII-8
11.2	Personnel.	XVII-8
11.3	Accessibility.	XVII-9
12.0	Disposition.	XVII-9
12.1	Accessibility at Various Locations	XVII-9
12.2	Custodian.	XVII-9
12.3	Requirements of Regulatory Agencies.	XVII-9

SECTION XVIII - AUDITS. XVIII-1

1.0	General Requirements	XVIII-1
1.1	NNWSI Project Audits	XVIII-1
1.2	Scheduling	XVIII-2
1.3	Preparation.	XVIII-3
1.4	Performance.	XVIII-4
1.5	Reporting.	XVIII-4
1.6	Response	XVIII-4

REV. NO.	ISSUED	SECTION TITLE	PAGE NO.
1	7/27/88	TABLE OF CONTENTS	xiii



NNWSI PROJECT QA PLAN

N-QA-040
1/88

1.7	Follow-Up Action	XVIII-4
1.8	Records.	XVIII-5
2.0	Surveillances.	XVIII-5
2.1	Planning	XVIII-5
2.2	Reporting Independence	XVIII-6
2.3	Records.	XVIII-6

APPENDIX A - TERMS AND DEFINITIONS.	A-1
---	-----

APPENDIX B - DESIGN INPUTS.	B-1
-------------------------------------	-----

APPENDIX C - REQUIREMENTS FOR THE QUALIFICATION OF INSPECTION AND TEST PERSONNEL.	C-1
--	-----

APPENDIX D - REQUIREMENTS FOR THE QUALIFICATION OF NON-DESTRUCTIVE EXAMINATION PERSONNEL.	D-1
--	-----

APPENDIX E - LIST OF TYPICAL QA RECORDS	E-1
---	-----

APPENDIX F - REQUIREMENTS FOR THE QUALIFICATION OF QUALITY ASSURANCE PROGRAM AUDIT PERSONNEL.	F-1
--	-----

APPENDIX G - REQUIREMENTS FOR QUALIFICATION OF EXISTING DATA NOT GENERATED UNDER A QA PROGRAM MEETING THE REQUIREMENTS OF 10 CFR 60, SUBPART G	G-1
--	-----

APPENDIX H - REQUIREMENTS FOR COMPUTER SOFTWARE	H-1
---	-----

APPENDIX I - REQUIREMENTS FOR THE IDENTIFICATION OF ITEMS AND ACTIVITIES TO BE INCLUDED ON THE Q-LIST.	I-1
---	-----

APPENDIX J - REQUIREMENTS FOR PEER REVIEW	J-1
---	-----

1

REV. NO.	ISSUED	SECTION TITLE	PAGE NO.
1	7/27/88	TABLE OF CONTENTS	xiv



NNWSI PROJECT QA PLAN

N-QA-040
1/88

LIST OF EFFECTIVE REVISIONS

Title	Revision No.	Effective Date
Signature Page	1	
Title Page	1	
Preface	1	1
Table of Contents	1	
List of Effective Revisions	1	
Policy Statement	0	
Introduction	1	1
Section I - Organization	0	
Section II - Quality Assurance Program	1	1
Section III - Scientific Investigation and Design Control	1	
Section IV - Procurement Document Control	0	
Section V - Instructions, Procedures, Plans, and Drawings	1	1
Section VI - Document Control	1	
Section VII - Control of Purchased Items and Services	0	
Section VIII - Identification and Control of Items	0	
Section IX - Control of Processes	0	
Section X - Inspection	0	
Section XI - Test Control	1	1
Section XII - Control of Measuring and Test Equipment	1	
Section XIII - Handling, Shipping and Storage	0	
Section XIV - Inspection, Test, and Operating Status	0	

REV. NO.	ISSUED	SECTION TITLE	PAGE NO.
1	7/27/88	LIST OF EFFECTIVE REVISIONS	xv



NNWSI PROJECT QA PLAN

N-QA-040
1/88

Section XV - Control of Nonconforming Items	0
Section XVI - Corrective Action	0
Section XVII - Quality Assurance Records	0
Section XVIII - Audits	1
Appendix A - Terms and Definitions	1
Appendix B - Design Inputs	0
Appendix C - Requirements for Inspection and Test Personnel	0
Appendix D - Requirements for NDE Personnel	0
Appendix E - List of Typical QA Records	0
Appendix F - Requirements for Audit Personnel	0
Appendix G - Requirements for Qualification of Existing Data not Generated Under the Control of the NNWSI Project QA Plan	1
Appendix H - Requirements for Computer Software	0
Appendix I - Requirements for Q-List	0
Appendix J - Requirements for Peer Review	0

1

1


REV. NO.	ISSUED	SECTION TITLE	PAGE NO.
1	7/27/88	LIST OF EFFECTIVE REVISIONS	xvi

POLICY

It is the policy of the U.S. Department of Energy, Nevada Operations Office (DOE/NV) that the achievement of quality in fulfilling the responsibilities for the NNWSI Project is essential to success. To meet this objective, we must establish effective networks of management plans and procedural controls and take the necessary actions to demonstrate to the public our ability to safely and efficiently handle and dispose of spent nuclear fuel and high-level radioactive waste. Concurrently, we must demonstrate compliance with legislative, regulatory, and DOE requirements for control and documentation of quality.

In order to meet our management responsibilities for achieving and assuring quality, the DOE/NV has established the Waste Management Project Office (WMPO) and delegated appropriate authority to the Project Manager, WMPO for the management and direction of the NNWSI Project. The Project Manager, WMPO has direct primary responsibility and accountability for the execution and implementation of the NNWSI Project in accordance with the NNWSI Project Plan, Project Charter, and Project Management Plan.

Consequently, the WMPO has developed this Quality Assurance Plan. Its requirements establish a framework for consistency in the continuing development of quality assurance plans and implementing procedures at all levels of the NNWSI Project.


 Nick C. Aquilina
 Manager, Nevada Operations Office

REV. NO.	ISSUED	SECTION TITLE	PAGE NO.
0	7/27/88	POLICY STATEMENT	xvii



NNWSI PROJECT QA PLAN

N-QA-040
1/88

INTRODUCTION

1.0 OVERVIEW OF THE NEVADA NUCLEAR WASTE STORAGE INVESTIGATIONS (NNWSI) PROJECT

The NNWSI Project was established by the U.S. Department of Energy, Nevada Operations Office (DOE/NV) to evaluate planned and systematic actions to provide sufficient information to expand the public's confidence in the suitability of a geologic repository site and its subsystems and components for high-level radioactive waste isolation. The location of the potentially acceptable geologic repository site that is currently under evaluation is on and adjacent to the Nevada Test Site (NTS). Evaluation of the site includes all systems, structures, and components important to safety for the design, construction, and characterization of barriers important to high-level waste isolation and to related activities.

It is possible that the results of these DOE activities will support the U.S. Nuclear Regulatory Commission (NRC) licensing decisions and will assess risks to public radiological health and safety with regard to the geologic repository. Therefore, the establishment of quality assurance requirements is essential in order to specify the method of control for quality aspects of the work. The Quality Assurance Program applies to all systems, structures, and components important to safety, to design and characterization of barriers important to waste isolation and to activities related thereto. These activities include: site characterization, scientific investigation, facility and equipment design, procurement, and construction, facility operation, performance confirmation, permanent closure, and decontamination and dismantling of surface facilities. Figure 1 details the hierarchy of Quality Assurance (QA) criteria to be applied to the NNWSI Project. The QA requirements placed on the NNWSI Project are established from three main sources:

U.S. Nuclear Regulatory Commission (NRC)

- o 10CFR60 Subpart G, Disposal of High Level Radioactive Wastes in Geologic Repositories - Quality Assurance
- o 10CFR50 Appendix B, Quality Assurance Criteria for Nuclear Power Plants and Fuel Reprocessing Plants
- o NRC Review Plan: Quality Assurance Programs for Site Characterization of High-Level Nuclear Waste Repositories (June, 1984)

U.S. Department of Energy (DOE)

- o DOE 5700.6B (9/23/86), Quality Assurance
- o NV 5700.6-6 (3/13/87), Quality Assurance

REV. NO.	ISSUED	SECTION TITLE	PAGE NO.
1	7/27/88	INTRODUCTION	xviii

CRITERIA FOR QUALITY ASSURANCE

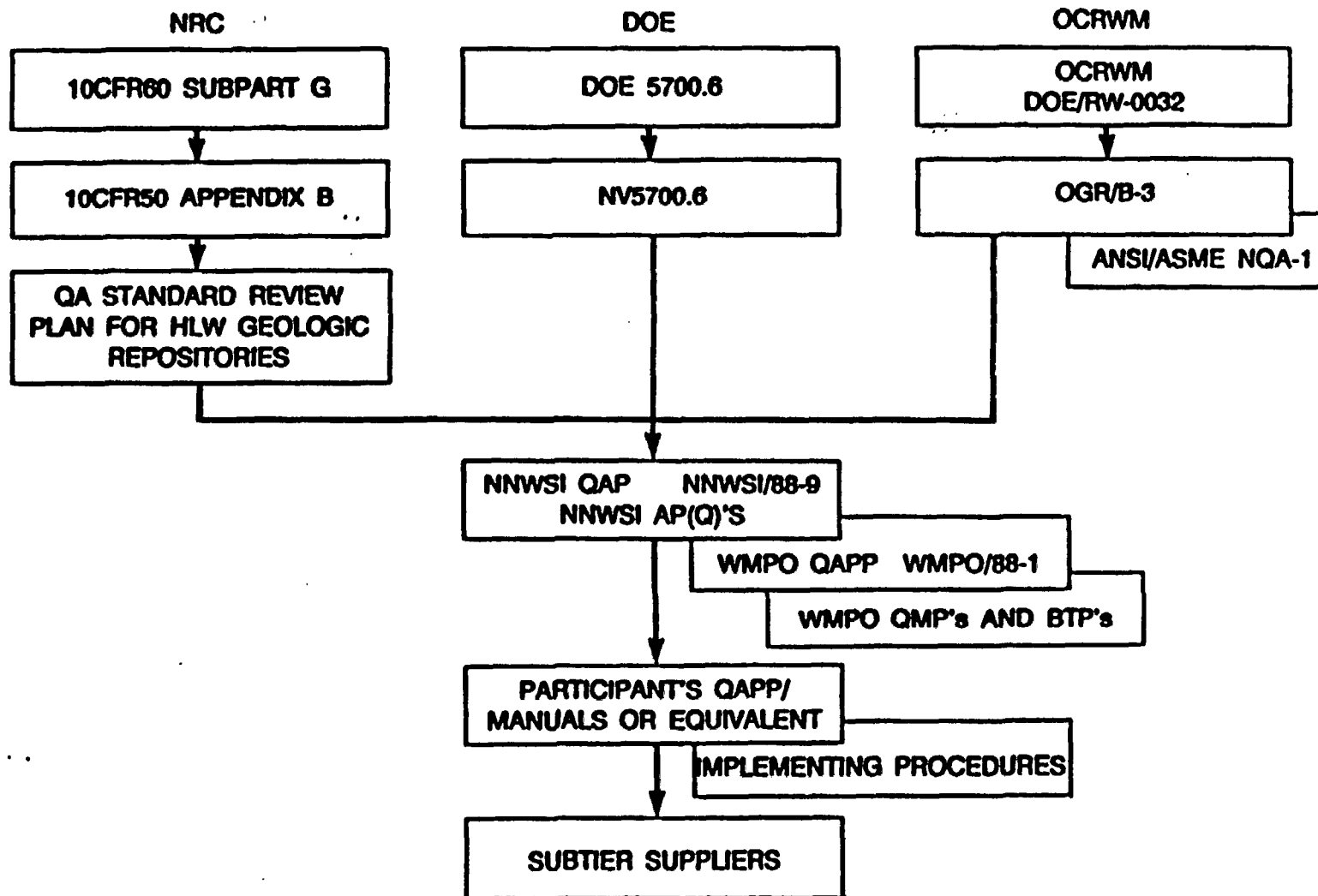


Figure 1

NNWSI PROJECT QA PLAN

N-QA-040
1/88

REV. NO.

1

ISSUED

7/27/88

SECTION TITLE

INTRODUCTION

PAGE NO.

xix

NNWSI PROJECT QA PLAN

N-QA-040
 1/88

Office of Civilian Radioactive Waste Management (OCRWM)

- o OCRWM Quality Assurance Management Policies and Requirements (October, 1985)
- o OGR/B-3, OGR Quality Assurance Plan for High Level Radioactive Waste Repositories (August, 1986)
- o ANSI/ASME NQA-1, American National Standard for Quality Assurance Program Requirements for Nuclear Facilities (ANSI/ASME NQA-1-1986)

The Waste Management Project Office (WMPO) has used the QA criteria from these documents, plus any additional criteria deemed necessary by the WMPO, to develop the NNWSI Quality Assurance Plan. The NNWSI Quality Assurance Plan is used by the WMPO to establish the QA requirements for the NNWSI Project Participants. A detailed description of the criteria applicable to each investigative phase of the Project is contained in individual Quality Assurance Program Plans (QAPPs) prepared by each organization that is responsible for directing or conducting an assigned task, or both.

The WMPO has been assigned responsibility for administering and coordinating Project activities. The WMPO requires each NNWSI Project participant to prepare and submit a QAPP that covers their task activities. All QAPPs prepared by the NNWSI Project participants shall meet the requirements set forth in this plan.

2.0 ORGANIZATION OF THE PROJECT WITH RESPECT TO QUALITY ASSURANCE

These paragraphs describe organizational responsibilities and interfaces with the Nevada Nuclear Waste Storage Investigations (NNWSI) Project with respect to Quality Assurance. The organization of the Project is shown in Figure 2. The NNWSI Project Work Breakdown Structure Dictionary (WBS) provides the technical and management responsibilities of each Participating Organization and Nevada Test Site (NTS) Support Contractor. A definitive description of the Quality Assurance (QA) responsibilities are contained in the Quality Assurance Program Plans (QAPPs) of each NNWSI Project participant. Specific organization requirements which must be addressed in the QAPPs of each NNWSI Project participant are contained in Section I of this document.

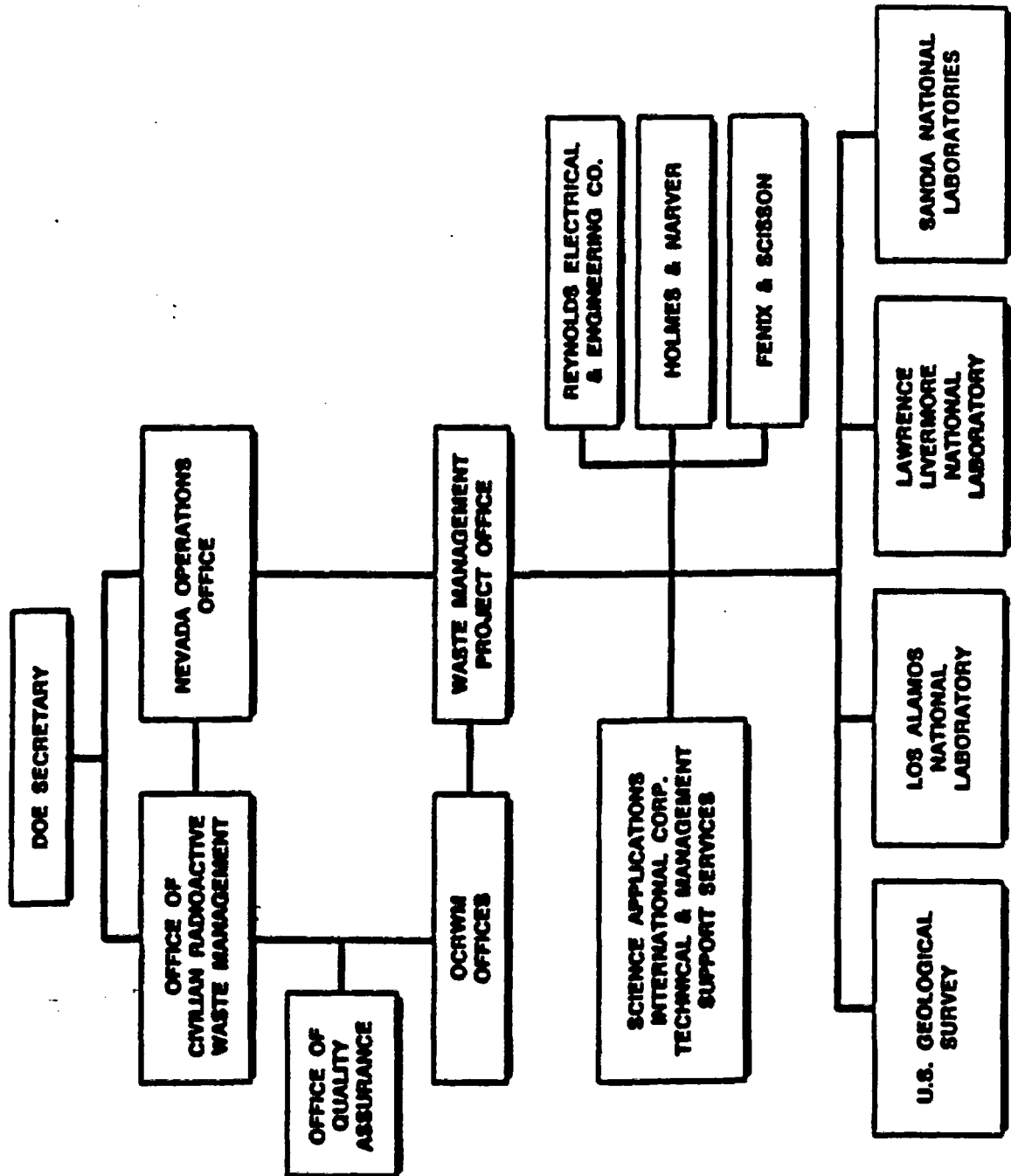
2.1 DEPARTMENT OF ENERGY (DOE)

The Secretary, U.S. Department of Energy Headquarters (DOE/HQ), was given the responsibility to carry out the Nuclear Waste Policy Act (NWPA) of 1982. This responsibility has been delegated by the DOE Secretary to the Office of Civilian Radioactive Waste Management (OCRWM) for the integration of QA and management policies and requirements for the overview of the activities performed by DOE field operations offices. The DOE/NV operations office has been delegated the responsibility for the implementation of the technical and QA activities of the NNWSI Project.

REV. NO.	ISSUED	SECTION TITLE	PAGE NO.
1	7/27/88	INTRODUCTION	XX

Figure 2

NNWSI PROJECT ORGANIZATION





NNWSI PROJECT QA PLAN

N-QA-040
1/88

2.2 DOE OFFICE OF CIVILIAN RADIOACTIVE WASTE MANAGEMENT (OCRWM)

The U.S. Department of Energy Headquarters (DOE/HQ), Office of Civilian Radioactive Waste Management, provides programmatic and policy guidance to the WMPO to assure that adequate QA and technical objectives of the program are achieved.

2.2.1 OCRWM OFFICES

The OCRWM is comprised of the following offices: Program Administration and Resources Management, Facilities Siting and Development, Systems Integration and Regulation, and External Relations and Policy. These OCRWM offices provide direction to WMPO for the implementation of the OCRWM program objectives.

2.2.2 OCRWM OFFICE OF QUALITY ASSURANCE

The OCRWM Office of Quality Assurance provides QA guidance and overview to the NNWSI Project by (1) review and approval of the NNWSI Quality Assurance Plan, quality related NNWSI administrative procedures, and the WMPO QAPP; (2) specifying applicable requirements which are contained in the OCRWM Quality Assurance Plan; and (3) performance of QA audits and surveillances of the WMPO.

2.3 DOE/NV OPERATIONS OFFICE

The DOE/NV Manager has the ultimate responsibility and accountability for the NNWSI Project in the Nevada Operations Office. The Waste Management Project Office (WMPO) has been established within the DOE/NV organization for the management of the NNWSI Project. The WMPO operates as a part of the DOE/NV under the programmatic direction of the DOE/HQ Office of Civilian Radioactive Waste Management (OCRWM). In matters of Department policy, DOE/NV works and cooperates with DOE/OCRWM in establishing a consistent QA approach for accomplishing the objectives of the Geologic Repository Program managed by the DOE/OCRWM.

2.4 WASTE MANAGEMENT PROJECT OFFICE (WMPO)

The WMPO has sole responsibility for authorization of work and management and technical direction of the activities of the Participating Organizations and NTS Support Contractors through the issuance of technical and programmatic guidance, technical integration of the Project, Project planning and documentation, and QA programmatic guidance. Technical adequacy of the work performed shall be determined via audits, design reviews, technical reviews, management assessments, etc., as appropriate. In addition, the WMPO is responsible for conducting the technical activities described under the responsibilities of the appropriate WMPO Branch Chief. An organizational chart depicting the WMPO organization is provided in Figure 3.

REV. NO.	ISSUED	SECTION TITLE	PAGE NO.
1	7/27/88	INTRODUCTION	xxii

WMPO ORGANIZATION

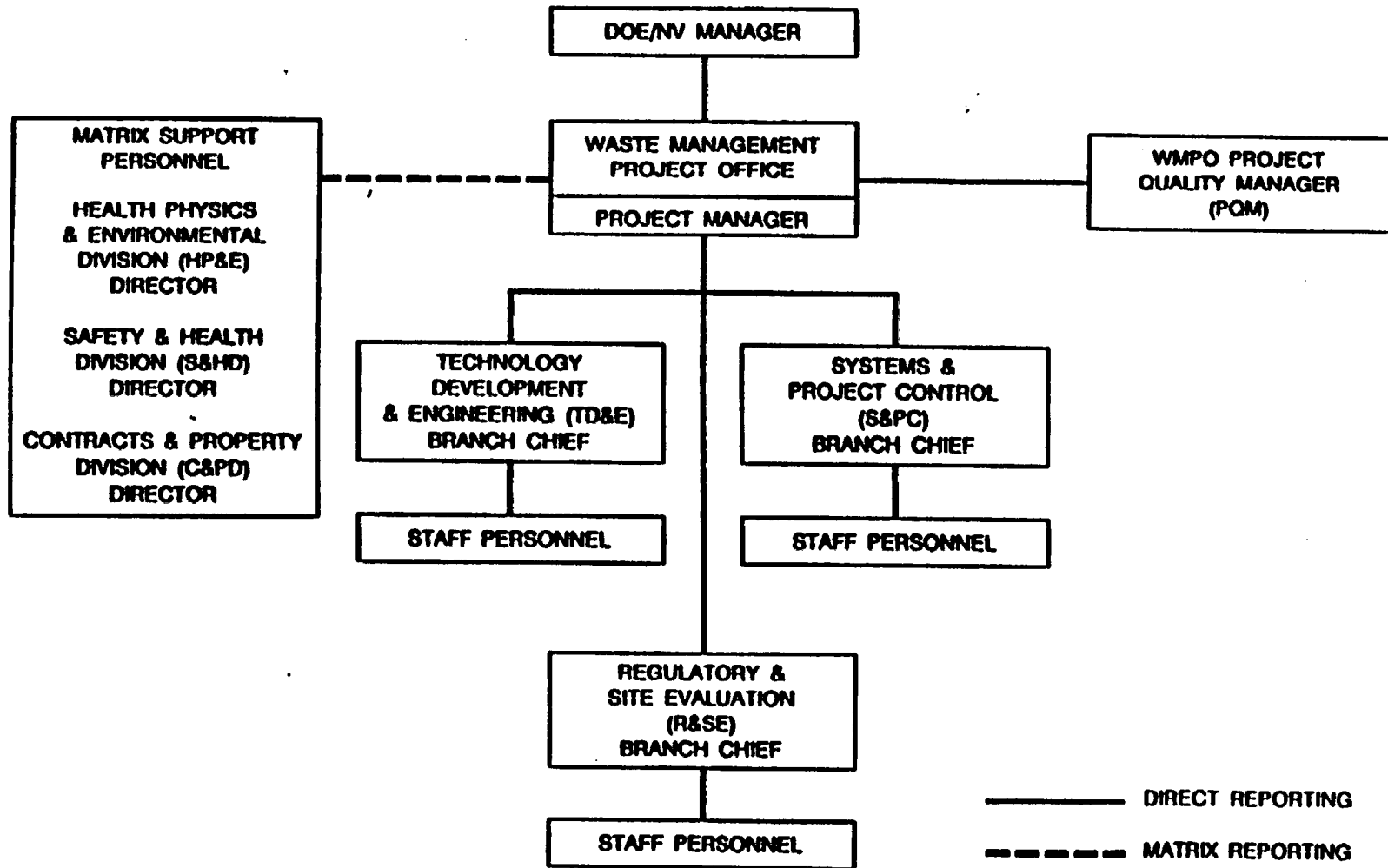


Figure 3



NNWSI PROJECT QA PLAN

N-QA-040
1/88

The Project Manager, WMPO is responsible for the NNWSI Project management which encompasses: (1) planning and directing activities; (2) establishing goals and objectives, and assessing progress toward the attainment of those goals; (3) administration of procurement of materials and services; (4) preparation and issuance of technical and programmatic guidance; (5) organization and conduct of peer reviews; (6) compliance with laws, regulations, and DOE policies; and (7) other administrative duties. In addition, the Project Manager, WMPO is responsible to ensure implementation of the WMPO QA Program for the conduct of WMPO quality related activities and the implementation of corrective actions.

The technical responsibilities of the WMPO focus in three areas, each under the direction of a Branch Chief. Each Branch Chief is responsible for implementing the QA program in his/her area of responsibility. The QA responsibilities of the WMPO are accomplished through the efforts of the WMPO Project Quality Manager (PQM) and his organization. The overall responsibility to assure that quality assurance control and documentation is maintained throughout the Project is retained by the WMPO.

The WMPO utilizes a matrix management organizational concept to support NNWSI Project activities. The administrative responsibility for DOE/NV personnel supporting the NNWSI Project remains with the respective DOE/NV organizational element, while the functional responsibility of DOE/NV personnel performing NNWSI Project activities is to the WMPO. Personnel from Participating Organizations and NTS Support Contractors may also be matrixed to the WMPO. The organization of WMPO with respect to Quality Assurance is shown in Figure 3 as one organization with the major DOE/NV divisions that provide matrix support staff. The DOE/NV staff assists the Project Manager, WMPO by providing reviews, recommendations, and expertise on various aspects of the NNWSI Project in terms of their respective responsibilities as established in accordance with the matrix management approach. Matrix support personnel work under the implementing procedures of the WMPO QAPP.

SAIC/T&MSS provides broad technical, operational, and managerial support for NNWSI Project activities and performs these functions in accordance with the requirements of the WMPO QA Program Plan. SAIC/T&MSS efforts involve both the direct provision of technical, scientific, and institutional expertise and the management and integration of support provided by all Project participants in connection with planning, design, field investigations, laboratory work, construction, and regulatory licensing and institutional activities related to the NNWSI Project. SAIC/T&MSS assists the WMPO in such areas as (1) the identification and analysis of, and compliance with, applicable statutory, regulatory, and program requirements, (2) the development and execution of project management plans and strategies, (3) the monitoring and coordination of work performed by project participants, including the review of their work for completeness, technical sufficiency, and compliance with project requirements, (4) the preparation of assigned management, technical, and scientific reports and studies, (5) the presentation to the public, the program office, and affected federal, state, and other agencies of project positions, plans, and other project related information, (6) the execution, on an assigned basis, of any of the activities specified by the OCRWM approved work breakdown structure, and (7) quality assurance.

1

REV. NO.	ISSUED	SECTION TITLE	PAGE NO.
1	7/27/88	INTRODUCTION	xxiv



NNWSI PROJECT QA PLAN

N-QA-040
1/88

2.5 REGULATORY AND SITE EVALUATION BRANCH

The Regulatory and Site Evaluation Branch is responsible for (1) Site Characterization in field and laboratory activities (including geology, hydrology, geochemistry, geophysics, drilling, seismology, radiation safety, climate, meteorology, in-site testing in the Exploratory Shaft Facility (ESF), and sample management facilities); (2) performance assessment (including code development, analysis, and radionuclide release calculations); (3) Nuclear Regulatory Commission (NRC) interactions (including site visits, work shops, Appendix 7 meetings, and reviews of regulations); (4) preparation of project documents required by the Nuclear Waste Policy Act and the NRC (including preparation of the Site Characterization Plan (SCP), SCP updates, study plans, technical input to the Environmental Impact Statement (EIS) and license application, project position papers, and prelicensing topical reports for use in the license application to NRC); (5) site investigation documents - evaluation and approval of reports that contain data and interpretations from site characterization; and (6) review and approval of NNWSI Project quality related documents as defined in WMPO QMP-06-03, "Document Review/Acceptance/Approval."

2.6 TECHNOLOGY DEVELOPMENT AND ENGINEERING BRANCH

The Technology Development and Engineering Branch is responsible for (1) systems description, analysis, and integration; (2) waste package design and development; (3) design, construction and operation of major test facilities; (4) operational safety; (5) repository engineering including conceptual design, rock mechanics, and borehole sealing; (6) instrument and equipment development; (7) exploratory shaft design, construction, and operation; (8) engineering and technical support for Project plans, reports, and presentations; and (9) review and approval of NNWSI Project quality related documents as defined in WMPO implementing procedures.

2.7 SYSTEMS AND PROJECT CONTROL BRANCH

The Systems and Project Control Branch is responsible for (1) administration and management support to integrate and control the NNWSI Project including preparation of networks, monitoring milestones, and overseeing issuance of Project documentation; (2) records management/information management system; (3) quality assurance records administration; (4) configuration management; (5) transportation; (6) socioeconomic; (7) institutional liaison; (8) Project training; (9) review and approval of NNWSI Project quality related documents as defined in WMPO implementing procedures; and (10) environmental analysis and support.

2.8 PROJECT QUALITY MANAGER (PQM)

The WMPO PQM is responsible for directing and managing the overall NNWSI Project QA Program and has appropriate organizational position,

REV. NO.	ISSUED	SECTION TITLE	PAGE NO.
1	7/27/88	INTRODUCTION	xxv



NNWSI PROJECT QA PLAN

N-QA-040
1/88

responsibilities, and authority to exercise proper control over the WMPO QA Program. This position is occupied by an individual with appropriate QA knowledge and experience. The PQM reports functionally to the Project Manager, WMPO for the maintenance and implementation of the NNWSI Project QAP and the WMPO QAPP. The PQM is at the same or higher organizational level as the highest line manager responsible for activities affecting quality and is sufficiently independent from cost and schedule considerations. The PQM has effective communication channels with other senior management positions. An organization chart depicting the WMPO QA organization is shown in Figure 4.

Support by the PQM to the NNWSI Project includes (1) approval of the NNWSI Project QAP, NNWSI/88-9 (formerly NVO-196-17), (2) approval of quality related NNWSI Project Administrative Procedures (AP-Q), (3) approval of NNWSI Project Participant QAPPs and changes thereto, (4) the approval of the WMPO QAPP, NVO-196-18, its implementing procedures, and all changes thereto, (5) the responsibility and authority to verify the adequacy and effectiveness of QA plans, requirements, and QA program implementation by the WMPO and NNWSI Project Participants through the direction of audits and surveillances, and (6) coordination of WMPO QA activities. The PQM is supported by the SAIC/T&MSS Project QA Department to conduct these activities.

The NNWSI Project QA organizational structure is such that if disputes in QA arise between the PQM and others (e.g., Branch Chiefs, Project Participants, etc.), the disputes will be directed to the Project Manager, WMPO for arbitration. If not satisfied with the decision, the PQM has the authority to have the DOE/NV Manager arbitrate. If still not satisfied with the resolution of the problem, the PQM has the responsibility to notify OCRWM.

2.8.1 SAIC/T&MSS PROJECT QA DEPARTMENT

(FORMERLY REFERRED TO AS: QUALITY ASSURANCE SUPPORT CONTRACTOR/QASC)

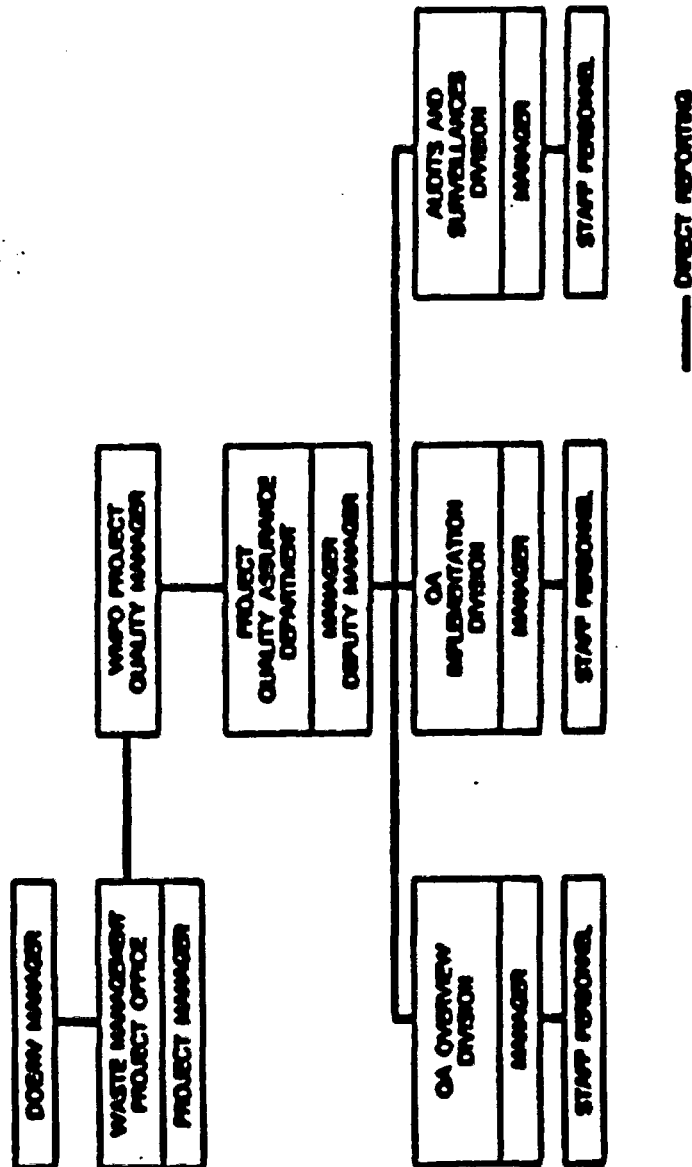
The responsibilities of the SAIC/T&MSS Project QA Department are to provide support to the PQM in the development, maintenance, documentation, administration, and implementation of the NNWSI Project QAP, and the WMPO QAPP. SAIC/T&MSS Project QA Department activities include conducting and participating in QA audits; overview; QA surveillance and monitoring of WMPO integrated technical activities; policy guidance; review of the QAPPs prepared by the participating organizations and NTS support contractors for compliance to the NNWSI Project QA Plan, NNWSI/88-9 (formerly NVO-196-17); and review of NNWSI Project quality related documents as defined in WMPO implementing procedures for compliance to Project QA requirements.

2.9 HEALTH PHYSICS AND ENVIRONMENTAL DIVISION (HPE)

Upon the request of WMPO, the Health Physics and Environmental Division (HPE) may provide matrix support personnel to WMPO and are responsible for review of procedures, facility designs, and operations plans applicable to radiological monitoring of the environment, radiological health of the public and radiological workers, compliance with environmental laws, and radiological operations of the DOE/NV, its contractors, or the national laboratories at NTS. The HPE acts on requests for support submitted by participating organizations through WMPO and provides design reviews, advice, and assistance to WMPO.

REV. NO.	ISSUED	SECTION TITLE	PAGE NO.
1	7/27/88	INTRODUCTION	xxvi

WFOQA ORGANIZATION



2.10 SAFETY AND HEALTH DIVISION (S&HD)

Upon the request of WMPO, the Safety and Health Division (S&HD) may provide matrix support personnel to WMPO and are responsible for review of procedures, facility designs, and operations plans applicable to the occupational health and industrial and fire safety of site workers and facilities. The S&HD acts on requests for support submitted by participating organizations through WMPO and provides document reviews, advice, and assistance to the WMPO.

2.11 CONTRACTS AND PROPERTY DIVISION (CPD)

Upon the request of WMPO, the Contracts and Property Division (CPD) may provide matrix support personnel to the WMPO and are responsible for preparing and negotiating contracts and other agreements with the national laboratories and other federal agencies (except the NRC for which DOE/HQ is responsible) on behalf of the DOE/NV in support of the NNWSI Project. The CPD acts on requests for support submitted by WMPO and provides procurement package reviews, advice, and assistance to WMPO.

3.0 SAIC/T&MSS ORGANIZATION

The SAIC/T&MSS organization is comprised of six major operating departments and a Project Institutional Relations Office reporting to the Project Manager. In addition, the Project QA Department reports administratively to the Project Manager (T&MSS) and functionally to the WMPO Project Quality Manager to assure independence. The following section describes the organization, relationships, responsibilities, and authorities of the T&MSS organization in its role as the integrating contractor for the WMPO in support of the NNWSI Project. An organization chart depicting the SAIC/T&MSS organization down to the department level is shown in Figure 5.

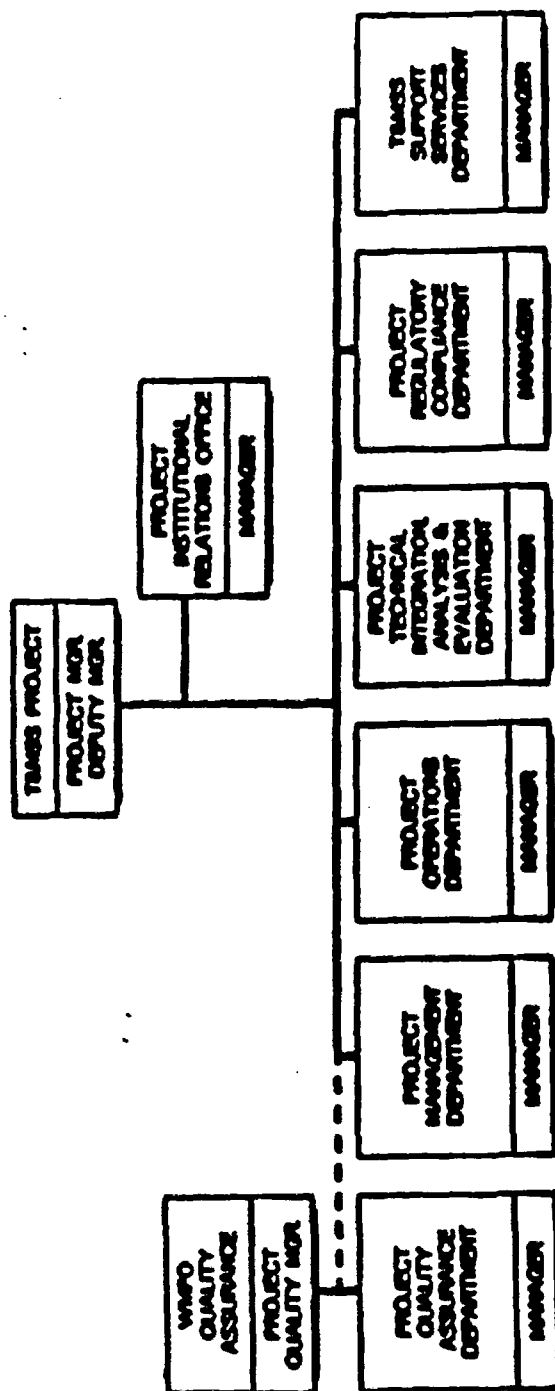
3.1 The Project Manager (T&MSS) reports directly to the Project Manager, WMPO. He has authority over all T&MSS personnel assigned to the NNWSI Project and is responsible for the management and performance of T&MSS activities in support of the WMPO.

The Project Manager (T&MSS) is responsible to ensure implementation of the WMPO QAPP and its implementing procedures for the conduct of all T&MSS quality related activities. He is also responsible for meeting the requirements of tasks performed by T&MSS for the WMPO. These requirements include staffing, control of costs, meeting schedules, and approval of deliverables. The Project Manager (T&MSS) is the primary contact with the WMPO and the primary spokesman for T&MSS. He is also responsible for the implementation of corrective actions in cases of deficiencies in the quality of T&MSS activities or items, as documented in audits and surveillances by WMPO QA or other organizations.

REV. NO.	ISSUED	SECTION TITLE	PAGE NO.
1	7/27/88	INTRODUCTION	xxviii

Figure 5

SAIC/TRANS ORGANIZATION



-- -- ADMINISTRATIVELY
--- FUNCTIONALLY

Technical & Management Support Services
NNWSI PROJECT 12/8/87



NNWSI PROJECT QA PLAN

N-QA-040
1/88

3.2 The Deputy Manger (T&MSS) reports to the Project Manager (T&MSS) and is delegated to act for the Project Manager (T&MSS) in his absence. He is responsible to assist the Project Manager (T&MSS) in the implementation of the WMPO QAPP and its implementing procedures thru coordination of the activities of the six SAIC/T&MSS Department Managers in the performance of their respective functions.

3.3 Project Management Department

The Project Management Department provides (1) overall management and integration for NNWSI Project management and Project Control WBS elements, management of T&MSS and Project plans and procedures, training of staff in both Project and T&MSS procedures and technical subject matter, and quick response support to client requests (e.g., briefings to outside organizations and DOE Headquarters); (2) management analysis and evaluation, including performance evaluation/reporting and performance measurement; (3) information management (including system operations, information integration, information systems development, and technical data management); and (4) Project configuration management support.

3.4 Project Operations Department

The Project Operations Department provides (1) engineering documentation and design reviews specifically related to waste package, repository, and exploratory shaft facility designs; (2) geotechnical services, including operation of the NNWSI Project Sample Management Facility and various field studies; (3) regional studies, including transportation, land access, and socioeconomics; and (4) environmental programs, including environmental and radiological field programs.

3.5 Project Technical Integration, Analysis, and Evaluation Department

The Project Technical Integration, Analysis, and Evaluation Department provides (1) technical integration across the NNWSI Project in systems, waste package, site, repository, regulatory, and institutional, exploratory shaft facility, and test facilities; and (2) technical evaluation and analysis of the site characterization plans and other technical documents.

3.6 Project Regulatory Compliance Department

The Project Regulatory Compliance Department provides (1) nuclear regulatory compliance support, including regulatory interaction and planning and regulatory review; and (2) environmental regulatory compliance support, including permitting and planning.

3.7 Project Quality Assurance Department

The Project Quality Assurance Department provides (1) quality assurance overview; (2) quality assurance implementation support, including development of plans and procedures; and (3) audits and surveillances of all Project activities. The department's functions are further described in paragraph 2.8.1 of this section.

REV. NO.	ISSUED	SECTION TITLE	PAGE NO.
1	7/27/88	INTRODUCTION	XXX

3.8 T&MSS Support Services Department

The T&MSS Support Services Department provides (1) T&MSS administrative support, including personnel services and support to and coordination with sector contractor administration; (2) computer services, including software development and support, operations, and systems support; and (3) publication services, including technical editing, word processing, and graphics.

3.9 Project Institutional Relations Office

The Project Institutional Relations Office provides support in DOE interactions with the State of Nevada and other affected public parties.

4.0 PARTICIPATING ORGANIZATIONS AND NTS SUPPORT CONTRACTORS

This section identifies the major organizations participating in the Project, the designated functions of these organizations and their relationship with the WMPO. Participating organizations and NTS support contractors are responsible to the WMPO for technical activities assigned to them as specified in the NNWSI Project WBS Dictionary and Project specific technical plans. The technical activities are to be accomplished in accordance with the QA requirements in the NNWSI Project QAP, NNWSI/88-9, (formerly NVO-196-17) and their respective QAPPs when approved by the WMPO.

4.1 NTS Support Contractors

4.1.1 Fenix and Scisson, Inc. (F&S)

Fenix and Scission, Inc. is the Exploratory Shaft Facility (ESF) architect-engineer (A-E) for drilling and mining for the NNWSI Project. Responsibilities also include field surveillance and inspection of drilling and mining, and subsurface facilities construction and testing.

4.1.2 Holmes and Narver, Inc. (H&N)

Holmes and Narver, Inc. is the ESF A-E responsible for the design of the underground support systems and the above-ground facilities. Responsibilities include field surveillance and inspection of facilities construction. Additionally, they provide Material Test Laboratory support, nondestructive examination services, and field surveying services, microfilming, and archival storage of NNWSI Project records.

4.1.3 Reynolds Electric and Engineering Company (REECo)

Reynolds Electric and Engineering Company is the prime support contractor providing support for subsurface and surface construction, drilling, and mining. REECo assists in the operation and maintenance of the site facilities and provides procurement and logistical activities for the NNWSI Project when requested.

REV. NO.	ISSUED	SECTION TITLE	PAGE NO.
1	7/27/88	INTRODUCTION	xxxi



NNWSI PROJECT QA PLAN

N-QA-040
1/88

4.2 PARTICIPATING ORGANIZATIONS

4.2.1 Lawrence Livermore National Laboratory (LLNL)

Lawrence Livermore National Laboratory is responsible for the development of the waste package for emplacement in tuff, which includes the definition of the package environment, material development and testing, package design, performance analysis, and testing; and provides assistance to other NNWSI Project participants in areas of specialized expertise.

4.2.2 Los Alamos National Laboratory (LANL)

Los Alamos National Laboratory is responsible for nuclide migration, geochemistry, mineralogy, and petrology studies. Los Alamos acts as the lead technical organization for the coordination and scheduling of the ES testing program. Los Alamos also provides assistance to other NNWSI Project participants in areas of specialized expertise.

4.2.3 Sandia National Laboratories (SNL)

Sandia National Laboratories is responsible for (1) repository systems development; (2) data management and analysis; (3) systems performance assessment of the repository; (4) conceptual design of the repository; (5) determining the thermal and mechanical properties of the host rock; (6) repository sealing performance requirements, materials, evaluation, design, and testing; and provides assistance to other NNWSI Project participants in areas of specialized expertise.

4.2.4 United States Geological Survey (USGS)

The United States Geological Survey is responsible for (1) site characterization of geology, hydrology, tectonism, volcanism, and seismicity; (2) acts as lead technical participant for the site characterization drilling activities; and (3) provides assistance to other NNWSI Project participants in areas of specialized expertise.

REV. NO.	ISSUED	SECTION TITLE	PAGE NO.
1	7/27/88	INTRODUCTION	xxxii

NNWSI PROJECT QA PLAN

N-QA-040
 1/88

SECTION I

ORGANIZATION

1.0 QUALITY ASSURANCE RESPONSIBILITIES OF PROJECT PARTICIPANTS

The Nevada Nuclear Waste Storage Investigations (NNWSI) Project Participants shall be responsible for the establishment and execution of a Quality Assurance Program Plan (QAPP). The participants may delegate to others, such as contractors, agents, or consultants, the work of establishing and executing the Quality Assurance (QA) program, or any part thereof, but shall retain the responsibility therefore. The delegation of execution of the QA Program Plan requirements shall be documented. The organizational structure, lines of communication, authority and duties of persons and organizations performing activities affecting quality shall be clearly established and delineated in writing. These activities affecting quality include both the performing functions of attaining quality objectives and the QA functions. While the line organization is responsible for performing these activities properly, the QA organization shall verify the proper performance of work through implementation of appropriate QA controls.

2.0 QA FUNCTIONS

The QA functions are those of assuring that an appropriate QA program is established and executed effectively and of verifying, such as by checking, auditing, surveillance and inspection, that activities that affect the quality functions have been performed correctly. The persons and organizations performing QA functions shall have sufficient authority, access to work areas, and organizational freedom to identify quality problems; to initiate, recommend, or provide solutions through designated channels; to verify implementation of the solutions; and to assure that further processing, delivery, installation, or use is controlled until proper disposition of a nonconformance, deficiency, or unsatisfactory condition has occurred. This includes the ability to stop (or cause to be stopped) unsatisfactory work through established channels. Such persons or organizations shall have direct access to responsible management at a level where appropriate action can be effected and shall report to a management level at which this required authority and organizational freedom are provided, including sufficient independence from cost and schedule.

2.1 DEDICATED QA POSITIONS

The person responsible for directing and managing the overall NNWSI Project Participant QA program shall be identified and have appropriate organizational position, responsibilities, and authority to exercise proper control over the QA program. This person shall have appropriate management and QA knowledge and experience and shall be at the same or higher organization level as the highest line manager responsible for performing activities affecting quality and sufficiently independent from cost and schedule.

REV. NO.	ISSUED	SECTION TITLE	PAGE NO.
0	5/19/88	ORGANIZATION	I-1



NNWSI PROJECT QA PLAN

N-QA-040
1/88

Personnel in this position shall have responsibility for approval of (1) QAPPs, changes thereto, and interpretations thereof and (2) implementing procedures and all changes thereto. This position shall have effective communication channels with other senior management positions. Personnel in this position shall have the responsibility and authority to verify the adequacy and effectiveness of QA plans, requirements, and QA program implementation by that organization and its subordinate organizations. Full-time dedicated QA positions are to be established by the Waste Management Project Office (WMPO), Participating Organizations, and the Nevada Tests Site (NTS) Support Contractors. The management position that retains overall authority and responsibility for the QA Programs as well as personnel considered to be "full-time dedicated" shall not be assigned duties that would prevent full attention to NNWSI Project QA responsibilities or that would conflict with the reporting and resolution of QA issues and problems related to the NNWSI Project.

2.2 AUTHORITY

Authority for the resolution of disputes involving quality arising from a difference of opinion between QA personnel and others shall be identified. This authority shall include the ability of QA personnel to elevate the resolution of disputes to progressively higher organization levels through established channels including the WMPO PQM, if the dispute cannot be resolved within the organization.

2.3 ORGANIZATIONAL STRUCTURE

Because of the many variables involved, such as the number of personnel, the type of activity being performed, and the location or locations at which the activities are to be performed, the organizational structure for executing the QA program may take various forms provided that the persons and organizations assigned the QA functions have the required authority and organizational freedom. The QA responsibilities of all organizational elements depicted on organization charts shall be described.

3.0. QUALITY ASSURANCE PROGRAM PLAN

A Quality Assurance Program Plan (QAPP) shall apply to all items and activities of an organization affecting quality. The organizational structure and the responsibility of assignments shall be clearly established such that certain results, as described below, are obtained.

3.1 ACHIEVEMENT AND MAINTENANCE OF QUALITY

Quality is achieved and maintained by those who have been assigned responsibility for performing work.

REV. NO.	ISSUED	SECTION TITLE	PAGE NO.
0	5/19/88	ORGANIZATION	I-2



NNWSI PROJECT QA PLAN

N-QA-040
1/88

3.2 VERIFICATION

Quality achievement is verified by persons or organizations not directly responsible for performing the work. Verification of conformance to established requirements (acceptance) is accomplished by individuals or groups within the QA organization unless specifically exempted elsewhere in this document.

4.0 MULTIPLE ORGANIZATIONS

If more than one organization is involved in the execution of activities affecting quality, then the responsibility and authority of each organization shall be established clearly and documented.

4.1 DOCUMENTATION OF INTERFACES

The external interfaces between organizations and the internal interfaces between organizational units and changes thereto shall be documented. All interface responsibilities shall be defined and documented. Interfaces between the WMPO, the Participating Organizations, and the NTS Support Contractors shall be described in the QAPPs of the respective organizations. From an overall NNWSI Project standpoint, these interfaces are exchanges of technical requirements of work to be performed and liaison until completion of work. The NNWSI Project Administrative Procedures (APs) provide the implementing interface controls utilized by all of the NNWSI Project participants while Participating Organization and NTS Support Contractor implementing procedures describe the methods of conducting inter-organizational interfaces.

The organizational structure for executing the QA programs varies from organization to organization, and each one shall be described in the individual organization's QAPP. The Technical Project Officer of the respective Participating Organizations and the respective NTS Support Contractors are responsible to the WMPO Project Manager to ensure that the Project activities for which they are responsible are performed to a QAPP and implementing procedures that are consistent with this QAP.

REV. NO.	ISSUED	SECTION TITLE	PAGE NO.
0	5/19/88	ORGANIZATION	I-3



NNWSI PROJECT QA PLAN

N-QA-040
1/88

SECTION II

QUALITY ASSURANCE PROGRAM

1.0 EXTENT OF THE QUALITY ASSURANCE PROGRAM

The Quality Assurance (QA) Program for the NNWSI Project consists of the NNWSI Quality Assurance Plan (QAP), and the QA Program Plans of the Waste Management Project Office (WMPO), the Participating Organizations, and the Nevada Test Site (NTS) Support Contractors. The NNWSI Project Office will submit this QAP and all quality related NNWSI Project administrative procedures to the OCRWM Director, Office of Quality Assurance for approval. Pending receipt of this approval, QA plans and administrative procedures may be issued by WMPO for interim use. When any QA plan or administrative procedure is issued for interim use, the transmittal record shall be appropriately marked to indicate that it is for interim use. Final QA plans will include a signature block for approval by the Director, Office of Quality Assurance.

Each NNWSI Project Participant shall develop a Quality Assurance Program Plan which shall provide the description of the organization's QA program and indicate the commitment to the applicable NNWSI Project QA requirements given herein. Each Quality Assurance Program Plan (QAPP) shall include consideration of the technical aspects of the activities affecting quality and shall be generated by the respective QA organization with assistance from the technical staff. The QAPP shall provide instruction to implement and apply the QA requirements to the technical activities of the NNWSI Project. It shall be planned, implemented, and maintained in accordance with this document and be consistent with and address all of the applicable requirements of this NNWSI QA Plan. Management above or outside of the QA organization shall regularly receive information as to the scope, status, adequacy, compliance, etc. of the QA Program. Management shall perform readiness reviews, as deemed appropriate.

Readiness reviews shall apply to major scheduled/planned activities which could affect quality. Readiness reviews shall be used in verifying that specified prerequisites and programmatic requirements have been identified prior to starting a major activity.

The hierarchy of criteria applicable to the Project are shown in Figure 1 of the Introduction of this document. Where deviations between the requirements of the documents referenced in that Figure and this QAP exist, the requirements of this document shall prevail.

1.1 QA CRITERIA

The QA Criteria and specific requirements associated with these criteria have been adapted to the NNWSI Project activities through this QA plan and shall be addressed in the QAPPs of the WMPO, the Participating Organizations, and NTS Support Contractors. When a specific criteria is not applicable to an organization's activities, it shall be noted in the QAPP and recorded on the checklist required in paragraph 1.2 below with justification of its exception.

REV. NO.	ISSUED	SECTION TITLE	PAGE NO.
1	7/27/88	QUALITY ASSURANCE PROGRAM	II-1



NNWSI PROJECT QA PLAN

N-QA-040
1/88

1.2 CONTENTS OF THE QAPP

The Quality Assurance Program of each organization shall consist of the QAPP plus appropriate implementing procedures required to provide and implement control over activities affecting quality. The control shall be consistent with the importance of the activity. These procedures shall be developed by qualified personnel and be reviewed and approved by the cognizant QA organization prior to implementation to assure that they meet all the requirements of their QAPP. All procedures with the exception of those procedures that implement technical activities shall be submitted to the WMPO for review and approval prior to implementation.

The QAPP of each Participating Organization and NTS Support Contractor shall be submitted to the WMPO for review and approval prior to implementation and shall include a checklist based on this NNWSI QAP which identifies how and where each requirement of this document is addressed. The WMPO is also required to complete a checklist based on NNWSI/88-9 (formerly NVO-196-17) for the preparation of the WMPO QAPP. The QAPP of each Project Participating Organization and NTS Support Contractor shall be reviewed, comments resolved, and the document approved by the WMPO prior to implementation.

1.3 QAPP VERIFICATION

Assurance that the QA requirements have been adequately addressed and effectively implemented will be provided by the WMPO with support from the SAIC/T&MSS Project QA Department during the review and approval of each organization's QAPP, monitoring and surveillance operations, and audits of activities. The Participating Organizations' and NTS Support Contractors' management shall also monitor their respective QAPPs through internal audits to assess the adequacy of their program and assure its effective implementation.

1.4 USE OF DATA NOT GENERATED UNDER QA CONTROLS

The QA program for the NNWSI Project provides for the acceptance of existing data for use in licensing activities that were not generated under the controls of a QA Program which meets the requirements of 10 CFR 60, Subpart G. Specific methods for acceptance of this information are contained in NNWSI Project Administrative Procedure 5.9Q. This procedure shall meet the requirements of NUREG - 1298 "Qualification of Existing Data for High-Level Nuclear Waste Repositories" (February, 1988). These requirements are contained in Appendix G to this QA Plan. Once accepted, this existing data is classified as "primary data" for licensing purposes.

1

REV. NO.	ISSUED	SECTION TITLE	PAGE NO.
1	7/27/88	QUALITY ASSURANCE PROGRAM	II-2



NNWSI PROJECT QA PLAN

N-QA-040
1/88

1.5 METHODOLOGY FOR FORMULATING THE "Q" LIST

1.5.1 DEFINITION OF THE "Q" LIST

The "Q" List is a list of geologic repository structures, systems, components, and activities that have been determined to be important to safety or waste isolation or both, and are thereby subject to the highest Quality Assurance level (Quality Level I) of the formal NNWSI QA program.

1.5.2 DETERMINATION OF ITEMS AND ACTIVITIES TO BE INCLUDED ON THE "Q" LIST

The WMPO shall prepare the appropriate NNWSI AP or APs for determining the items and activities to be placed on the Project Q-List. This procedure shall meet the requirements of NUREG - 1318, Technical Position on Items and Activities in the High-Level Waste Geologic Repository Program Subject to Quality Assurance Requirements" (April, 1988). These requirements are contained in Appendix I to this QA Plan. This procedure shall describe the Probabilistic Risk Assessment (PRA) techniques and performance allocation methods used for identifying Q-Listed items and activities.

1.6 APPROACH TO QA

The NNWSI Project uses an approach to QA that recognizes the differences between items and activities that affect radiological health and safety and waste isolation and those that do not. The approach is designed to ensure that each item or activity is assigned a QA level that is consistent with its potential impact or importance, or both, in terms of radiological health and safety, waste isolation, nonradiological health and safety, the U.S. Nuclear Regulatory Commission (NRC) licensing requirements, the operability and maintainability of the repository, costs, and schedules. The Participating Organizations or WMPO shall identify the appropriate quality assurance levels for all items and activities that affect quality associated with site characterization, facility and equipment construction, facility operations, performance confirmation, permanent closure, and decontamination and dismantling of surface facilities. Once assigned, the QA level for a particular item or activity shall be applied by all NNWSI Project participants involved in the activity.

1.7 APPLICATION OF QA

A QAPP that complies with the requirements of this document, NNWSI/88-9 (formerly NVO-196-17), shall be established by each NNWSI Participant at the earliest practicable time consistent with the schedule for accomplishing the activities. Each QAPP shall assure that procedures required to implement the requirements of this document are properly documented, controlled, and mandated through a policy statement or equivalent document signed by a responsible official. The QAPP shall be applied throughout the life of the NNWSI Project in accordance with the established policies, procedures, and instructions. The QAPP shall apply to all items and activities affecting quality.

REV. NO.	ISSUED	SECTION TITLE	PAGE NO.
1	7/27/88	QUALITY ASSURANCE PROGRAM	II-3



NNWSI PROJECT QA PLAN

N-QA-040
1/88

It also shall identify the major organizations participating in the project and the designated functions of these organizations. The QAPP shall provide control over activities that affect the quality of the identified structures, systems, and components to an extent consistent with their importance. The activities that affect quality shall be accomplished under suitably controlled conditions. Controlled conditions include the use of appropriate equipment, suitable environmental conditions for accomplishing the activity, and assurance that all prerequisites for the given activity have been satisfied. The program shall take into account the need for special controls, processes, test equipment, tools, and skills to attain the required quality, and the need for verification of quality by inspection, test, peer review, or a combination of these. The program shall provide for indoctrination and, as necessary, training of personnel performing activities that affect quality to assure that suitable proficiency is achieved and maintained.

The WMPO shall regularly assess the status and adequacy of the QA Programs of the Participating Organizations and NTS Support Contractors by means of overview, surveillance, and audit activities.

2.0 APPLICATION OF GRADED QUALITY ASSURANCE

2.1 SCOPE

2.1.1 EXTENT OF APPLICATION

The requirements of this section are applicable (as defined herein) to all items and activities that affect quality during geologic repository site characterization, facility and equipment design, procurement and construction, facility operation, performance confirmation, permanent closure, decommissioning, and dismantling of surface facilities. The preparation of administrative and management planning documents shall not require QA level assignments, except for project level documents which are specifically required by the Nuclear Waste Policy Act of 1982 (as amended), or are required for licensing. In addition, procurement of administrative items (i.e., office supplies) do not require QA level assignments. The WMPO shall develop a Project administrative procedure for the application of graded QA (assignment of QA Levels). The procedure shall be in consonance with the QA requirements specified herein. It may be necessary to exempt certain NNWSI items and activities from QA Level assignment. Requests for exemptions shall be documented and shall contain sufficient justification to support the exemption request. Such exemptions shall be approved by the WMPO PQM.

2.1.2 PURPOSE OF A GRADED QA PROGRAM

The purpose of a graded QA program is to select the QA requirements and measures to be applied to items and activities in the Repository Program consistent with their importance to safety, waste isolation, and the achievement of U.S. Department of Energy (DOE) mission objectives. This will be accomplished by deliberate quality planning and selective application of QA requirements on the item or activity to be performed, with varying degrees of QA applied depending on item function, complexity, consequence of failure, reliability, replicability of results, and economic considerations.

REV. NO.	ISSUED	SECTION TITLE	PAGE NO.
1	7/27/88	QUALITY ASSURANCE PROGRAM	II-4



NNWSI PROJECT QA PLAN

N-QA-040
1/88

2.1.3 DETERMINATION OF THE DEGREE TO WHICH APPLICATION IS NECESSARY

This approach involves (1) identifying those items and activities whose failure could cause undue risks to the public and facility personnel or extended interruption of facility operation with critical economic losses, or both, and (2) ensuring that these items and activities are covered by a commensurate QA program. Alternatively, an item whose failure or malfunction could result only in operational inconvenience or negligible economic loss may deserve only a quality inspection by the purchaser upon the delivery of the item. Between these two extremes, there are varying degrees of QA to achieve the desired confidence in the quality of the completed line of activity.

2.1.4 FLEXIBILITY OF QA LEVEL SELECTION

The graded approach set forth here provides flexibility in the selection of the level of the quality assurance to be applied to an item or activity that is commensurate with the relative importance of the role or function assigned to the item or activity.

2.2 REQUIREMENTS

The requirements specified in this section are to be used to apply the graded quality philosophy to all NNWSI Project items and activities.

2.2.1 SELECTION OF QUALITY ASSURANCE LEVEL AND QA REQUIREMENTS

The appropriate Quality Assurance Level for any item or activity shall be determined by the application of decision criteria as provided by the NNWSI Administrative Procedures. The basis for the selection of the Quality Assurance Level and assigned QA requirements shall be documented. The assigned Quality Assurance Levels and QA requirements must be submitted to the WMPO for review, resolution of comments, and approval prior to implementation or use. This review and approval shall be performed by the WMPO PQM and appropriate WMPO Branch Chiefs.

2.2.2 SELECTION OF SPECIFIC QA LEVELS

This approach incorporates three quality assurance levels (QA level) of which one will be assigned to each technical task that affects the quality of the NNWSI Project. The definition, application, and assignment to each of the three QA levels are described in the following discussion.

2.2.2.1 QA Level I - are those radiological health and safety related items and activities that are important to either safety or waste isolation and that are associated with the ability of a geologic nuclear waste repository to function in a manner that prevents or mitigates the consequences of a process or event that could cause undue risk to the radiological health and safety of the public.

REV. NO.	ISSUED	SECTION TITLE	PAGE NO.
1	7/27/88	QUALITY ASSURANCE PROGRAM	II-5



NNWSI PROJECT QA PLAN

N-QA-040
1/88

Items and activities important to safety are those engineered structures, systems, components, and related activities essential to the prevention or mitigation of an accident that could result in a radiation dose either to the whole body or to any organ of 0.5 rem or greater either at or beyond the nearest boundary of the unrestricted area at any time until the completion of the permanent closure of the repository. Items and activities important to waste isolation are those barriers and related activities which must meet the criteria that address post-closure performance of the engineered and natural barriers to inhibit the release of radionuclides. The criteria for items or activities important to safety and waste isolation are found in 10CFR60, and 40CFR191.

2.2.2.2 QA Level II - are those activities and items related to the systems, structures, and components which require a level of quality assurance sufficient to provide for reliability, maintainability, public and repository worker nonradiological health and safety, repository worker radiological health and safety and other operational factors that would have an impact on DOE and WMFO concerns, and the environment.

2.2.2.3 QA Level III - are those activities and items not classified as QA Levels I or II.

2.2.3 APPLICATION OF LEVELS

2.2.3.1 QA LEVEL I

QA Level I is the most stringent level of quality assurance. It is to be applied to those items and activities that may affect the ability of the repository to meet the preclosure and postclosure performance objectives specified by the NRC and the U.S. Environmental Protection Agency (EPA) for protecting public health and safety from radiological hazards. QA Level I activities which are on the Q-List will provide the primary data input to the basis for the NRC to authorize construction and to issue a license for the DOE to receive and possess source, special nuclear, and byproduct material (waste) at the geologic repository. QA Level I control and documentation must be applied to activities, including site characterization, scientific investigation, facility and equipment design, procurement, and construction, facility operation, performance confirmation, permanent closure, and decontamination and dismantling of surface facilities when they are specifically concerned with the protection of the public's health and safety with respect to a radiological hazard.

To keep radionuclides out of man's environment, a high level radioactive waste repository will utilize engineered systems, structures, and components to contain the waste and ensure the short-term safety. The repository also will utilize the natural barriers to afford long-term isolation. Within this context, QA Level I must be applied for near-term safety as well as long term isolation as per the following:

1

REV. NO.	ISSUED	SECTION TITLE	PAGE NO.
1	7/27/88	QUALITY ASSURANCE PROGRAM	II-6

- o Where items and activities could affect the preclosure radiological health and safety of the general public. Specifically, this means items and activities that could cause, or result in, an accident that could result in a radiation dose, either to the whole body or to any organ, of 0.5 rem or greater, either at or beyond the nearest boundary of the unrestricted area, at any time until the permanent closure of the repository.
- o Where items and activities will provide primary data which will be relied on for performance assessment of the repository system. This data are the field and laboratory data and subsequent analyses that provide the basis for determining and demonstrating that the natural and the engineered systems of the repository are capable of meeting the performance objectives for waste containment and isolation. This includes all experiments and research which have a significant impact to site-characterization or are an essential part of the data base that directly support the final design of the repository and waste package performance.
- o Where activities could adversely impact the waste isolation capabilities of the engineered and natural barriers.
- o Where items are relied on to meet the postclosure performance objectives of the engineered barriers of the repository system.
- o Where items and activities that, having failed, could cause a failure of a QA level I item, or irretrievable loss of QA level I data.
- o The design phase that involves the preparation of detailed design documents (such as drawings, specifications, and analyses) will be assigned a QA Level of I. One of the purposes of this design phase is to define items that will be procured and/or constructed as a result of the design activity. The definition of items includes a detailed description of their function and interrelationships. As the design phase proceeds, and the QA level for items is identified and approved, design, procurement, and construction activities shall be governed by the QA level assigned to the item.

2.2.3.2 QA LEVEL II

QA Level II is the second highest level of quality assurance. QA Level II controls and documentation shall be applied to the NNWSI Project activities, and items that are specifically concerned with nonradiological operation of the exploratory shaft facilities and repository, and the radiological safety of the repository worker. The high-level waste (HLW) repository will utilize engineered systems, structures, and components which must be designed, constructed, fabricated, tested, and operated to meet the performance objectives during the operational phase and to minimize the nonradiological hazard to the public and repository worker and the radiological hazard to the repository worker. Additionally, activities that have a major impact on project costs or schedules that could delay the achievement of DOE/Office of Civilian Radioactive Waste Management (OCRWM) milestones must be appropriately controlled.

REV. NO.	ISSUED	SECTION TITLE	PAGE NO.
1	7/27/88	QUALITY ASSURANCE PROGRAM	II-7

Therefore, Quality Assurance Level II must be applied to activities and items as follows:

- o Where items and activities that are essential to the design, construction, and operation of the repository or of the exploratory shaft facility, and could have a major impact on the non-radiological health and safety of the public and repository worker.
- o Where items and activities which having failed or which are performed inadequately would cause repository workers to be exposed to radiation or radioactive contamination levels in excess of the limits expressed in 10CFR20.
- o Where items and activities could affect the retrievability of waste up to the time of repository closure.
- o Where items and activities that involve the nonradiological operational reliability and maintainability of engineered systems, structures, or components.
- o The design phase that involves the comparative technical analysis of alternatives/methods/equipment to determine which alternative/method/equipment is preferred, shall be assigned a QA Level of II prior to execution. Where a particular item can be identified and defined during this phase, a separate QA Level assignment may be made for that item. Once the QA Level for such an item is identified and approved, design procurement and construction activities shall be governed by the QA Level assigned to the item.
- o Where items and activities that, having failed, could result in a major cost overrun.
- o Where items and activities that, if failed, could result in a major schedule slippage.

Quality Assurance Level II activities may have as much importance as Quality Assurance Level I activities; however, except when used to support a Quality Assurance Level I activity as indicated in the following, they do not provide primary information in the licensing efforts. In most cases, activities controlled in accordance with a Quality Assurance Level II program cannot be used subsequently to directly support Quality Assurance Level I activities unless it can be substantiated that quality assurance requirements equivalent to those which would have been applied to a Quality Assurance Level I activity were implemented or that a technical justification process is applied in accordance with NNWSI AP 5.9Q "Acceptance of Data and Data Interpretations Not Developed Under the NNWSI Project QA Program."

REV. NO.	ISSUED	SECTION TITLE	PAGE NO.
1	7/27/88	QUALITY ASSURANCE PROGRAM	II-8



NNWSI PROJECT QA PLAN

N-QA-040
1/88

2.2.3.3 QA LEVEL III

QA Level III is the least stringent level of Quality Assurance. Level III Quality Assurance items and activities are such that they have no major function in the characterization of the site and design of the repository, but they require good practices for the intended use. Design phases which are purely preliminary and are conducted to define the range of alternatives/methods/equipment which are felt to be worthy of more detailed study shall be assigned a QA level of III prior to execution. Those activities controlled in accordance with a Quality Assurance Level III program cannot subsequently be used to directly support Quality Assurance Level I activities.

In some cases, data or data interpretations generated as a result of activities controlled in accordance with QA Level II or III programs, or activities performed prior to the complete implementation of the NNWSI Project Quality Assurance Plan may be used in the licensing process as background or corroborative information.

2.2.4 GENERAL

The requirements contained in this document apply to Quality Assurance Levels I and II items and activities unless otherwise noted herein. The requirements imposed for QA Level III items and activities are those managerial, administrative, scientific, engineering, commercial, and laboratory practices that are commonly used by the organizations participating in the NNWSI Project. Deviations within applicable criteria are permissible for Level II items and activities provided that adequate justification has been documented and approved by the WMPO.

3.0 QA ACTIVITIES

3.1 OVERVIEW

Each NNWSI Project Participant shall perform overview of the QA activities of all organizations (including subcontractors doing supportive work) under their purview. Overview is to include the following as appropriate:

- o The review and approval of QAPPs.
- o Surveillance of activities affecting quality to verify compliance with requirements.
- o Performance of quality audits to verify the adequacy and compliance of QA programs.

3.2 REVIEW AND APPROVAL OF QA PROGRAMS

Procedures are to be established by each NNWSI Project Participant for the review of QA program documentation of those organizations under their purview for adequacy, completeness and relevance.

REV. NO.	ISSUED	SECTION TITLE	PAGE NO.
1	7/27/88	QUALITY ASSURANCE PROGRAM	II-9



NNWSI PROJECT QA PLAN

N-QA-040
1/88

The procedures shall identify the types of documents to be submitted for review and approval, assign responsibility for review, and identify the methods for documenting review and approval action. Reviews of QA program documentation shall be recorded on checklists or other forms that specify the criteria for acceptability and indicate conformance or nonconformance.

4.0 MANAGEMENT ASSESSMENT

4.1 FREQUENCY OF MANAGEMENT ASSESSMENTS

Management assessments are to be conducted at least annually for determining (1) the effectiveness of the system and management controls that are established to achieve and assure quality, and (2) the adequacy of resources and personnel provided to the QA program. Management is to verify that the QA program is being effectively implemented and that personnel are trained to the QA requirements of the program.

4.2 PERFORMANCE OF MANAGEMENT ASSESSMENTS

Management assessments are to be performed by the WMPO and each NNWSI Project Participant. Each organization is to develop its internal procedures for planning, organizing, performing, and documenting the management assessment conducted, including the analysis and reporting of the results and the tracking of recommendations. Copies of all management assessments are to be provided to the Project Manager, WMPO and the WMPO PQM. The Project Manager, WMPO will make appropriate submittals of management assessment reports to OCRWM. Management above or outside the QA organization shall be responsible for the management assessment activity.

5.0 PERSONNEL SELECTION, INDOCTRINATION, AND TRAINING PROCEDURES

5.1 ESTABLISHMENT OF REQUIREMENTS

All NNWSI Project participants shall establish requirements for the selection, indoctrination, and training of personnel performing or verifying activities that affect quality. The requirements shall establish position descriptions that set forth minimum personnel qualifications and provide for appropriate indoctrination or training or both, prior to initiation of activities that affect quality. In addition to the following requirements for indoctrination and training, personnel performing activities that specifically require certification by applicable codes and standards (e.g., lead auditors, inspectors, testers, nondestructive examiners, etc.) shall be certified in accordance with the detailed requirements specified in Appendix C, D, or F, as applicable.

REV. NO.	ISSUED	SECTION TITLE	PAGE NO.
1	7/27/88	QUALITY ASSURANCE PROGRAM	II-10



NNWSI PROJECT QA PLAN

N-QA-040
1/88

5.1.1 POSITION DESCRIPTION

Minimum education and experience requirements shall be established and documented in position descriptions for each position involved in the performance of activities that affect quality.

5.1.2 PERSONNEL QUALIFICATION EVALUATION

Personnel selected shall have education and experience commensurate with the minimum requirements specified in the position description. Relevant education and experience shall be verified. This verification shall be documented. The initial capabilities of an individual shall be based upon an evaluation of their education, experience, and training and compared to those established for the position. Evaluations shall be documented by managers or supervisors responsible for the activities to be performed.

5.1.3 INDOCTRINATION

Prior to assigning personnel to perform activities affecting quality, they shall be indoctrinated as to the purpose, scope, methods of implementation, and applicability of the following documents (including changes thereto), as a minimum, as they relate to the work to be accomplished. Indoctrination may be accomplished by the use of a mandatory reading list, by group classroom presentations, by video presentation, or other instructional methods.

- o QAPP's
- o Implementing Procedures and Work Instructions (applicable to the individual's responsibilities).
- o Regulations
- o Project level Documents

5.1.4 TRAINING

Prior to assigning personnel to perform quality affecting activities training, if needed, shall be conducted to gain the required proficiency. The training (in-depth instruction) shall include the principles, techniques, and requirements of the activity. Such in-depth instruction may be internal or external classroom sessions, classroom sessions supplemented by hands-on workshops, on-the-job training, other instructional methods, or combinations thereof.

5.1.5 PROFICIENCY EVALUATION

After the initial personnel qualification evaluation, the job proficiency of personnel who perform activities affecting quality shall be evaluated and documented at least annually. Proficiency evaluations may be performed in conjunction with periodic or day-to-day employee performance evaluations. Proficiency evaluations shall be performed by managers or supervisors who have responsibility for the activities being performed or verified.

REV. NO.	ISSUED	SECTION TITLE	PAGE NO.
1	7/27/88	QUALITY ASSURANCE PROGRAM	II-11



NNWSI PROJECT QA PLAN

N-QA-040
1/88

5.1.6 RECORDS

Records of personnel qualification evaluations, indoctrination, training, and proficiency evaluations shall be retained as lifetime QA records. These records shall include, as a minimum, the items listed below.

5.1.6.1 Personnel Qualification Evaluation Records

Records of the verification and evaluation of a candidate's education, experience, and training, compared to those required for the position.

5.1.6.2 Indoctrination Records

Records of indoctrination which include the objective and content of the indoctrination, date or dates of indoctrination, and other applicable information.

5.1.6.3 Training Records

Records of training which include the objective(s) and content of the training, name of the instructor, attendees, dates of attendance, and result of proficiency evaluations (where applicable), and other applicable information.

5.1.6.4 Proficiency Evaluation Records

Records of proficiency evaluation shall include, as a minimum, the name of the evaluated employee, the evaluator, evaluation results, date of evaluation, and the activities covered by the evaluation.

REV. NO.	ISSUED	SECTION TITLE	PAGE NO.
1	7/27/88	QUALITY ASSURANCE PROGRAM	II-12



NNWSI PROJECT QA PLAN

N-QA-040
1/88

SECTION III

SCIENTIFIC INVESTIGATION CONTROL AND DESIGN CONTROL

1.0 SCIENTIFIC INVESTIGATION CONTROL

1.1 PREPARATION OF PLANS

1.1.1 RESPONSIBILITIES OF THE PRINCIPAL INVESTIGATOR

Prior to the start of any scientific investigation, the responsible Principal Investigator (PI) shall develop a scientific investigation planning document for that investigation. Scientific investigations categorized as site characterization activities as defined in the Nuclear Waste Policy Act (as amended) shall utilize study plans as the scientific investigation planning document. The WMPO shall conduct a technical, QA, and management review of scientific investigation planning documents and approve the document prior to implementation. Study plans shall also be reviewed and approved by OCRWM prior to implementation. Such planning documents shall contain or shall reference the following:

1.1.1.1 Description of Work to be Performed

A description of the work to be performed in the scientific investigation including a discussion of the overall purpose for the work. References to any applicable regulations, requirements, performance criteria, key issues, issues, information needs, higher level scientific investigation planning documents, or Work Breakdown Structure (WBS) items, for which the work is to be performed shall also be provided. This discussion shall identify all of the factors and concerns that are important for the planning or the performance of the scientific investigation.

1.1.1.2 Description of previous work

A description of any previous work which will be used in support of the scientific investigation, including the identification of the Quality Assurance Levels, or Quality Assurance (QA) controls, under which that previous work was performed. Note: This requirement does not apply to study plans.

1.1.2 PLANNING DOCUMENTS

The scientific investigation planning document shall contain a level of detail which would enable an independent reviewer to determine the appropriate QA Level to be applied to the investigation.

REV. NO.	ISSUED	SECTION TITLE	PAGE NO.
1	7/27/88	SCIENTIFIC INVESTIGATION & DESIGN CONTROL	III-1



NNWSI PROJECT QA PLAN

N-QA-040
1/88

1.2 ASSIGNMENT OF QUALITY ASSURANCE LEVELS

1.2.1 ASSIGNMENT

Once a scientific investigation planning document, as specified in Paragraph 1.1.1 of this section has been developed, the Quality Assurance Levels for all of the items and activities which are associated with that work, may be assigned. It may be necessary in some cases to assign Quality Assurance Levels to the items and activities within a plan that was prepared earlier.

Therefore, the Quality Assurance Level assignments are not a part of the planning documents themselves, even though they would normally accompany those planning documents and go through the same review and approval process.

1.2.2 CONFORMANCE

Scientific investigation planning documents shall be prepared and Quality Assurance Levels shall be assigned in accordance with the methods specified in the Nevada Nuclear Waste Storage Investigations (NNWSI) Project Administrative Procedures Manual.

1.3 REVIEW AND APPROVAL PROCESS

1.3.1 RESPONSIBILITY

The responsible Participating Organization shall conduct a technical review of the scientific investigation planning document. This review shall be performed by any qualified individual(s) other than those who developed the original planning document. In exceptional cases, the originator's immediate supervisor can perform the review if the supervisor is the only technically qualified individual, and if the need is individually documented and approved in advance with the concurrence of the QA manager of the originating organization. cursory supervisory reviews shall not satisfy the intent of this requirement. The results of this technical review, and the resolution of any comments by the reviewer or reviewers, shall be documented, and shall become a part of the QA records.

1.3.2 WASTE MANAGEMENT PROJECT OFFICE REVIEW

The WMPO Project Quality Manager and the appropriate WMPO Branch Chief shall review and approve the scientific investigation planning document prior to implementation. The WMPO PQM shall return the planning document to the responsible organization's TPO upon completion of the WMPO review and approval cycle. Study plans shall also be reviewed and approved by OCRWM prior to implementation.

1.3.3 PEER REVIEW

A peer review of the scientific investigation planning document will be conducted when deemed necessary by the WMPO.

REV. NO.	ISSUED	SECTION TITLE	PAGE NO.
1	7/27/88	SCIENTIFIC INVESTIGATION & DESIGN CONTROL	III-2



NNWSI PROJECT QA PLAN

N-QA-040
1/88

1.4 SCIENTIFIC INVESTIGATION DATA INTERPRETATION AND ANALYSIS

1.4.1 INTERPRETATION/ANALYSIS DOCUMENTS

Interpretation/analysis shall be performed in a planned, controlled, and documented manner. Interpretation/analysis shall be performed and documented in sufficient detail as to purpose, method, assumptions, input, references, and units such that a technically qualified person may review, understand, and verify the analysis without recourse to the originator. These documents shall be legible and in a form suitable for reproduction, filing, and retrieval. Calculations shall be identifiable by subject, originator, reviewer and date.

1.4.2 DOCUMENTATION OF INTERPRETATION/ANALYSIS

Documentation of interpretation/analysis shall include the following:

- o Definition of the objective of the interpretation/analysis.
- o Definition of input and their sources.
- o A listing of applicable references.
- o Results of literature searches or other background data
- o Identification of assumptions
- o Identification of any computer calculation, including computer type, program name, revision, input, output, evidence of program verification, and the bases of application to the specific problem.
- o Signatures and dates of review and approval by appropriate personnel.

1.5 USE OF COMPUTER PROGRAMS

Computer programs that are used to support a license application shall be documented and controlled as specified in Section III, Subsection 3.0 and Appendix H of this QA Plan. The documentation and control measures shall be consistent with the guidance contained in NUREG-0856, "Final Technical Position on Documentation of Computer Codes for High-Level Waste Management."

1.6 THE USE OF SCIENTIFIC NOTEBOOKS VERSUS THE USE OF TECHNICAL IMPLEMENTING PROCEDURES

1.6.1 DOCUMENTATION

There are two basic kinds of documentation which can be used for the quality assurance, documentation and control of scientific work. These are the scientific notebook system and the technical implementing procedure system. The scientific notebook system will generally be used by qualified individuals who are using a high degree of professional judgment or trial and error methods, or both, in their work.

REV. NO.	ISSUED	SECTION TITLE	PAGE NO.
1	7/27/88	SCIENTIFIC INVESTIGATION & DESIGN CONTROL	III-3



NNWSI PROJECT QA PLAN

N-QA-040
1/88

Alternatively, the technical implementing procedure system will generally be used when qualified technicians are performing repetitive work which does not include the use of professional judgment or trial and error methods in the performance of the work. Detailed technical implementing procedures are required when it is not possible to deviate from a strict sequence of actions, without endangering the validity of the results that will be obtained from the work. Logbooks or appropriate forms or both are used, particularly in repetitive work, to document the performance of the work according to the technical implementing procedure, and to maintain absolute control over all other aspects of the work.

1.6.2 TECHNICAL IMPLEMENTING PROCEDURES

Detailed technical implementing procedures together with appropriate logbooks and other supporting documents, shall be used whenever the work is repetitive. Such technical implementing procedures shall be developed in accordance with the requirements given in Section V of this document and reviewed in accordance with this section of the QA Plan.

Requirements and acceptance or rejection criteria, including required levels of precision and accuracy, shall be provided or approved by the organization responsible for the scientific investigation, unless otherwise designated.

Technical procedures utilized for scientific investigations shall provide for the following as appropriate:

- o Requirements, objectives, methods and characteristics to be tested or observed.
- o Acceptance limits, if applicable, contained in applicable documents, including precision and accuracy.
- o Prerequisites such as calibrated instrumentation, adequate and appropriate equipment and instrumentation, suitable and controlled environmental conditions, and provisions for data collection and storage. For activities of long duration, specific provisions shall be established and documented for instrumentation whose calibration interval is shorter than the expected duration of the activity. Such provisions are to be designed to ensure validity of data throughout the scientific investigation.
- o Mandatory verification points (as required).
- o Acceptance and rejection criteria, including required levels of precision and accuracy (NOTE: "Accept/reject criteria" means those features or characteristics of a procedure that make it possible to determine whether the work has been, or is being, performed in such a way that it produces the intended results. A data acquisition task produces output that, in itself, cannot be characterized as acceptable or unacceptable. However, the task of acquiring the data is acceptable if all specified prerequisites were met and the work was accomplished in the specified manner. In that instance, the "accept/reject criteria" are simply the conditions and methods stated in the procedure.)

REV. NO.	ISSUED	SECTION TITLE	PAGE NO.
1	7/27/88	SCIENTIFIC INVESTIGATION & DESIGN CONTROL	III-4

- o Methods of documenting or recording data and results, including precision and accuracy.
- o Methods of data analysis (which may, however, appear in data analysis procedures other than the procedures used for performing the scientific investigation.
- o Provision for ensuring that prerequisites have been met.
- o Special training or qualification requirements for personnel performing the scientific investigation.
- o Personnel responsibilities.

1.6.2.1 Procedures shall be complete to the extent that another qualified individual may, at a later date, reproduce the results.

1.6.2.2 The potential sources of uncertainty and error in technical implementation procedures which must be controlled and measured to assure that scientific investigations are well controlled shall be identified. Parameters that need to be measured and/or controlled to minimize such uncertainties or error, and to ensure adequate control, shall be addressed explicitly in test procedures.

1.6.2.3 For instrumentation and/or equipment used in data collection consideration shall be given to whether failure or malfunction of the instrumentation during scientific investigation will be detectable, either during data collection or by examination of the data. Where ability to detect such failure or malfunction is questionable, procedures will include any special provisions for equipment/instrumentation configuration, installation, and use that can further reduce risk of undetectable failure or malfunction.

1.6.2.4 Any procedural deviations or nonconformances, encountered during activities shall be documented, reported, and evaluated for significance.

1.6.3 SCIENTIFIC NOTEBOOKS

Scientific notebooks along with other appropriate documents may be used to document scientific investigations and experiments. In such cases, this documentation shall be sufficient such that another qualified scientist can use the notebook to retrace the investigation and confirm the results, or repeat the experiment and achieve the same results without recourse to the PI.

1.6.4 FORMAT FOR DOCUMENTATION

Documentation of scientific work i.e. experiments and research shall be performed using bound logbooks or notebooks to provide written record of the experiment or research.

1.6.4.1 Initial Entries

Prior to initiation of the experiment or research, the following entries, as a minimum, shall be made.

REV. NO.	ISSUED	SECTION TITLE	PAGE NO.
1	7/27/88	SCIENTIFIC INVESTIGATION & DESIGN CONTROL	III-5

- o Title of the experiment or research.
- o Name of the qualified individual or individuals performing the experiment or research.
- o Description of the experiment's objective or objectives.
- o Equipment and materials to be employed during the experiment or research, including any necessary design or fabrication of experimental equipment and any needed characterization of starting material.
- o Calibration requirements.
- o Dated signature of the individual or individuals making the initial entries.
- o Special training or qualification requirements.
- o Documentation of suitable and controlled environmental conditions, if applicable.
- o Where appropriate, the potential sources of uncertainty and error in scientific investigations which must be controlled and measured to assure the investigations are well controlled shall be identified.

1.6.4.2 In-process Entries

Entries to be made during the experiment or research, daily or as appropriate, shall be sufficiently detailed so that another competent experimenter/researcher could repeat the experiment or research, and shall include:

- o Date and name of individual making the entry.
- o Provisions for assuring prerequisites have been met.
- o Description of the experiment or research attempted, including detailed step-by-step process followed; either by reference to implementing procedure or by actual entry into the notebook.
- o Description of any conditions which may adversely affect the results of the experiment or research.
- o Identification of samples used and any additional equipment and materials not included as part of the initial entries prescribed by Paragraph 1.6.4.1 of this section.
- o All data taken and a brief description of the results, to include notation of any unaccepted results.
- o Any deviations from the planned experiment or research.

REV. NO.	ISSUED	SECTION TITLE	PAGE NO.
1	7/27/88	SCIENTIFIC INVESTIGATION & DESIGN CONTROL	III-6



NNWSI PROJECT QA PLAN

N-QA-040
1/88

- o Any interim conclusions reached, as appropriate.
- o Final results and a summary of the outcome of the experiment or research. This shall include a discussion of whether the experiment's objectives as outlined in the initial entries (Paragraph 1.5.1.1) were achieved. This shall be accomplished by inclusion of completed report or entry of information into the notebook. If the report is used, it shall become a part of the notebook.

1.6.4.3 Final Entries

The final entries in the record shall have, as a minimum, the signature of the experimenter and the signature of a competent technical reviewer.

1.7 CHANGE CONTROL

All changes in scientific investigation planning documents shall go through the same review and approval process as specified in Paragraph 1.3 of this section. The Participating Organization shall be responsible for evaluating the impacts of such changes on the associated Quality Assurance level assignments.

1.8 INTERFACE CONTROL

1.8.1 COORDINATION

Internal and external scientific investigation interfaces shall be identified and scientific investigation efforts shall be coordinated among and within Participating Organizations. Interface controls shall include the assignment of responsibility and the establishment of procedures among and within Participating Organizations for the review, approval, release, distribution and revision of documents involving scientific investigation interfaces. Interfaces within a participating organization shall be coordinated according to procedures developed by that participating organization. Interfaces between scientific investigations, or between a scientific investigation and any other Project activity including design activities, shall be coordinated among Project participants in accordance with administrative procedures established by the WMPO. Interfaces between Participating Organizations and their suppliers shall be controlled in accordance with procedures established by the Participating Organization. Ongoing field or laboratory scientific investigations shall be identified to preclude inadvertent interruption and to ensure operational compatibility. Such identification shall be clearly evident at the location at which the scientific investigation is being performed. Field investigations shall identify the location of the investigation.

1.8.2 TRANSMITTAL

The method of transmittal of information or items, including samples of natural or man-made materials, across interfaces shall be documented.

REV. NO.	ISSUED	SECTION TITLE	PAGE NO.
1	7/27/88	SCIENTIFIC INVESTIGATION & DESIGN CONTROL	III-7



NNWSI PROJECT QA PLAN

N-QA-040
1/88

1.9 VERIFICATION OF SCIENTIFIC INVESTIGATIONS

1.9.1 VERIFICATION PLANNING

Planning for verification activities shall be accomplished and documented via verification procedures, instructions, or checklists. Verification procedures, instructions, or checklists shall provide for following:

- o Identification of characteristics and activities to be verified.
- o A description of the method of verification.
- o Identification of the individuals or groups responsible for performing the verification.
- o Acceptance and rejection criteria.
- o Identification of required procedures, drawings, and specifications (including revisions).
- o Recording identification of the verifier and the results of the verification.

1.9.2 VERIFICATION HOLD POINTS

Mandatory verification hold-points shall be established as necessary. When such hold points are established, work may not proceed without the specific consent of the responsible representative. These hold points shall be indicated in appropriate documents controlling the activity. Consent to waive any specified hold point shall be documented before work can be continued beyond the designated hold point.

1.9.3 REPORTING INDEPENDENCE OF PERSONNEL

Verification shall be performed by personnel who do not report directly to the immediate supervisor(s) who is/are responsible for performing the activity being verified. If these personnel are not part of the formal QA organization, they shall have sufficient authority, access to work areas, and organizational freedom to (1) identify quality problems; (2) initiate, recommend, or provide solutions to quality problems through designated channels; (3) verify implementation of solutions; and (4) assure that further processing, delivery, installation or use is controlled until proper disposition of a nonconformance, deficiency, or unsatisfactory condition has occurred. When these persons or organizations who perform the verification activities are not part of the formal QA organization (i.e., part of line management), then the quality assurance organization shall overview and monitor the verification activity.

1

REV. NO.	ISSUED	SECTION TITLE	PAGE NO.
1	7/27/88	SCIENTIFIC INVESTIGATION & DESIGN CONTROL	III-8



NNWSI PROJECT QA PLAN

N-QA-040
1/88

1.10 SURVEILLANCE OF SCIENTIFIC INVESTIGATIONS AND EXPERIMENTS

1.10.1 LOGISTICS OF SURVEILLANCE

The QA organization within the Participating Organization shall perform surveillances of all scientific investigations, as may be deemed appropriate for the purposes and the complexity of the work. The QA surveillance team for a scientific investigation shall consist of one or more qualified technical individuals and one or more QA personnel. The timing and the number of surveillances shall be determined by the QA surveillance team that is formed for this work. Surveillances will be performed in accordance with the requirements specified in Section XVIII of this document.

1.10.2 SURVEILLANCE TEAM

The technical member or members of the QA surveillance team shall be familiar with the plan for the scientific investigation.

1.11 REPORTS, CONCLUSIONS, AND RECOMMENDATIONS

The Participating Organization shall have implementing procedures for the technical review and approval of the results of scientific investigations. These procedures shall include the WMPO in the review and approval cycle of the Final report.

1.12 CLOSE-OUT VERIFICATION

The Participating Organization shall perform a close-out verification upon the completion of any scientific investigation to assure that the QA records for that investigation are adequate and complete. This will be done because it may be a considerable period of time after the work is completed and before the investigation is used in the licensing process. Close-out verifications shall be performed by a team consisting of qualified technical personnel as well as QA personnel.

2.0 DESIGN CONTROL

2.1 GENERAL

2.1.1 DEFINITION

The design shall be defined, controlled, and verified. The term design refers to specifications, drawings, design criteria, and component performance requirements for the natural and engineered components of the repository system. Design information and design activities refer to data collection and analyses activities that are used in supporting design development and verification. This includes general plans and detailed implementing procedures for data collection and analyses and related information such as test results and analysis.

REV. NO.	ISSUED	SECTION TITLE	PAGE NO.
1	7/27/88	SCIENTIFIC INVESTIGATION & DESIGN CONTROL	III-9



NNWSI PROJECT QA PLAN

N-QA-040
1/88

The data collection activities result from scientific investigations and produce design input. Data analysis includes the initial step of data reduction as well as broad level systems analyses (such as performance assessments) which integrate many other data and analyses of individual parameters.

It is the policy of the NNWSI Project that a completed or final design of a facility or item evolves from a sequential order of design activities (or phases) wherein each phase becomes more detailed in nature than the preceding phase. It is recognized that the number and length of design phases required to produce a completed or final design of any particular item or facility may vary, among organizations responsible for design, according to the timeliness and availability of pertinent information and the complexity of the item or facility. It is also recognized that all Project design activities, although undertaken by different organizations, which may progress at different rates, are dependent on and require an interface with each other to produce a unified facility design.

2.1.2 QUALITY ASSURANCE LEVEL ASSIGNMENT

All design phases shall be assigned a Quality Assurance Level prior to execution in accordance with the methods specified in the NNWSI Project Administrative Procedures Manual.

2.1.3 QUALIFICATION OF PERSONNEL

Personnel performing design work shall be indoctrinated, trained, and qualified in accordance with the requirements of Section II of this document. Instructions, procedures and drawings for design work shall be in accordance with the requirements of Section V of this document.

2.1.4 PEER REVIEW

For design activities including design output documents which involve use of untried or beyond state-of-the-art testing and analysis procedures and methods, or where detailed technical criteria and requirements do not exist or are being developed, a peer review shall be conducted. The peer review shall meet the requirements of Paragraph 4.0 of this section of the NNWSI Project Quality Assurance Plan (QAP).

2.2 DESIGN INPUT

2.2.1 IDENTIFICATION, REVIEW AND APPROVAL OF INPUT

Applicable design input, such as site characterization data, criteria letters, design bases, performance and regulatory requirements, codes, standards, manufacturer's design data, and quality standards, shall be identified, documented, and their selection reviewed and approved by the responsible design organization and the responsible QA organization. The purpose of the QA review is to assure that the documents are prepared, reviewed, and approved in accordance with documented procedures and quality assurance requirements.

REV. NO.	ISSUED	SECTION TITLE	PAGE NO.
1	7/27/88	SCIENTIFIC INVESTIGATION & DESIGN CONTROL	III-10



NNWSI PROJECT QA PLAN

N-QA-040
1/88

The design input shall be specified and approved on a timely basis and to the level of detail necessary to permit the design activity to be carried out in a correct manner and to provide a consistent basis for making design decisions, accomplishing design verification measures, and evaluating design changes.

2.2.2 CHANGES TO DESIGN INPUT

Changes to approved design input, including the reason for the changes, shall be identified, documented, approved, and controlled by the responsible design organization.

2.2.3 CONSIDERATIONS FOR DESIGN INPUT

Considerations for design inputs as they apply to specific items or systems are contained in Appendix B of this document.

2.3 DESIGN ANALYSIS

2.3.1 DESIGN ANALYSIS DOCUMENTS

Design analyses shall be performed in a planned, controlled, and documented manner. Design analysis shall be performed and documented in sufficient detail as to purpose, method, assumptions, design input, references, and units such that a technically qualified person may review, understand, and verify the analysis without recourse to the originator. These documents shall be legible and in a form suitable for reproduction, filing, and retrieval. Calculations shall be identifiable by subject (including structure, system, or component) originator, reviewer, and date.

2.3.2 DOCUMENTATION OF DESIGN ANALYSES

Documentation of design analysis shall include the following:

- o Definition of the objective of the analysis.
- o Definition of design input and their sources.
- o A listing of applicable references.
- o Results of literature searches or other background data.
- o Identification of assumptions and indication of those which require verification as the design proceeds.
- o Identification of any computer calculation, including computer type, program name, revision, input, output, evidence of program verification, and the bases of application to the specific problem.

REV. NO.	ISSUED	SECTION TITLE	PAGE NO.
1	7/27/88	SCIENTIFIC INVESTIGATION & DESIGN CONTROL	III-11

- o Signatures and dates of review and approval by appropriate personnel including QA Personnel. The purpose of the QA review is to assure that the documentation is prepared, reviewed and approved in accordance with documented procedures and quality assurance requirements.

2.3.3 USE OF COMPUTER PROGRAMS

Computer programs that are used to support a license application shall be documented and controlled as specified in Section III, Subparagraph 3.0 and Appendix H of this QA Plan.

2.4 DESIGN VERIFICATION

2.4.1 IDENTIFICATION AND DOCUMENTATION

Design control measures shall be applied to verify the adequacy of design and verification shall be performed in a timely manner. The responsible design organization shall identify and document the verification method used, the results of the verification, and the verifier.

2.4.2 TIMING OF VERIFICATION

Verification of the adequacy of design shall be performed prior to release for procurement, manufacture, construction, or release to another organization for use in other design activities. In those cases, where this timing can not be met, the portion or portions of design which have not been verified shall be identified and controlled. In all cases, the verification shall be completed prior to relying on the component, system, or structure to perform its function.

2.4.3 EXTENT OF VERIFICATION

The extent of the design verification required is a function of the importance to safety of the item under consideration, the complexity of the design, the degree of standardization, the state of the art, and the similarity with previously proven designs. Where the design has been subjected to a verification process in accordance with Paragraph 2.4 of this section, the verification process need not be duplicated for identical designs. However, the applicability of standardized or previously proven designs, with respect to meeting pertinent design inputs, shall be verified for each application. Known problems affecting the standardized or previously proven designs and their effects on other features shall be considered. The original design and associated verification measures shall be adequately documented and referenced in the files of subsequent application of the design.

2.4.4 CHANGES TO VERIFIED DESIGNS

Changes to previously verified designs shall require verification including evaluation of the effects of those changes on the overall design.

REV. NO.	ISSUED	SECTION TITLE	PAGE NO.
1	7/27/88	SCIENTIFIC INVESTIGATION & DESIGN CONTROL	III-12



NNWSI PROJECT QA PLAN

N-QA-040
1/88

2.4.5 PERSONNEL PERFORMING VERIFICATION

Design verification shall be performed in accordance with the requirements of Paragraph 2.4.6 of this Section by any competent, certified individual or individuals or certified group or groups other than those who performed the original design. This includes the following:

2.4.5.1 Individuals or groups from the originator's same organization.

2.4.5.2 Individuals or groups from other organizations contracted for this purpose.

2.4.5.3 The originator's supervisor providing all of the following requirements are met:

- o The supervisor is the only individual in the organization competent to perform verification.
- o The supervisor did not establish the design input used, specify a singular design approach, or rule out certain design considerations.
- o The rationale for satisfying the two requirements above is documented and approved by management superior to the supervisor. The QA manager shall also concur with this rationale.

2.4.6 METHODS OF DESIGN VERIFICATION

Design verification shall be accomplished by any one or a combination of the following: design reviews, alternate calculations, qualification testing, or peer review.

2.4.6.1 Design Reviews

Design reviews are detailed critical reviews to provide assurance that the design is correct and satisfactory. At a minimum, the items below shall be considered during the review and the results of such deliberations shall be documented.

- o Were the design inputs correctly selected?
- o Are assumptions necessary to perform the design activity adequately described and reasonable? Where necessary, are the assumptions identified for subsequent reverifications when the detailed design activities are completed?
- o Was an appropriate design method used?
- o Were the design inputs correctly incorporated into the design?
- o Is the design output reasonable compared to design inputs?

REV. NO.	ISSUED	SECTION TITLE	PAGE NO.
1	7/27/88	SCIENTIFIC INVESTIGATION & DESIGN CONTROL	III-13

- o Are the necessary design input and verification requirements for interfacing organizations specified in the design documents or in supporting procedures or instructions?
- o Are computer programs used for analysis identified and verified in accordance with the methods specified in the NNWSI Project Administrative Procedures Manual.

2.4.6.2 Alternate Calculations

Alternate calculations are a form of analysis which may be used to determine the adequacy of the original analyses. The use of alternate calculations shall include a review of the appropriateness of assumptions, inputs and computer programs or other calculation method used.

2.4.6.3 Qualification Tests

Qualification tests that involve actual physical testing of systems, structures, or components may be used to verify the adequacy of design. Where design adequacy is to be verified by qualification tests, the tests shall be identified. The test configuration shall be clearly defined and documented. Testing shall demonstrate adequacy of performance under conditions that simulate the most adverse design conditions. Operating modes and environmental conditions in which the item must perform satisfactorily shall be considered in determining the most adverse conditions. Where the test is intended to verify only specific design features, the other features of the design shall be verified by other means. Test results shall be documented and evaluated by the responsible design organization to assure that test requirements have been met. If qualification testing indicates that modifications to the item are necessary to obtain acceptable performance, the modification shall be documented and the item modified and retested or otherwise verified to assure satisfactory performance. When tests are being performed on models or mock-ups, scaling laws shall be established and verified. The results of model test work shall be subject to error analysis, where applicable, prior to use in the final design work.

2.4.6.4 Peer Review

Peer review is an acceptable method of design verification when the design is beyond state-of-the-art and other methods of design verification are not feasible.

2.5 DESIGN CHANGE CONTROL

2.5.1 CHANGES TO APPROVED DESIGNS

Changes to approved designs, including field changes, shall be justified and subjected to design control measures commensurate with those applied to the original design and approved by the same affected groups or organizations which reviewed and approved the original design documents; except where an organization which originally was responsible for approving a particular design document is no longer responsible, then the WMPO shall designate a new responsible organization.

REV. NO.	ISSUED	SECTION TITLE	PAGE NO.
1	7/27/88	SCIENTIFIC INVESTIGATION & DESIGN CONTROL	III-14



NNWSI PROJECT QA PLAN

N-QA-040
1/88

The designated organization shall have demonstrated competence in the specific design area of interest and have an adequate understanding of the requirements and intent of the original design. Errors and deficiencies in approved design and design information documents shall be documented, and action taken to assure that all errors and deficiencies are corrected. Where a significant design change is necessary because of an incorrect design, the design process and verification procedure shall be reviewed and modified as necessary.

2.6 DESIGN INTERFACE CONTROL

2.6.1 IDENTIFICATION AND RESPONSIBILITY

Internal and external design interfaces shall be identified and controlled and design efforts shall be coordinated among and within responsible design organizations. Interface controls shall include the assignment of responsibility and the establishment of procedures among and within responsible design organizations for the review, approval, release, distribution, and revision of documents involving design interfaces.

2.6.2 INFORMATION TRANSMITTED ACROSS INTERFACES

Design information transmitted across interfaces shall be documented and controlled. Transmittals shall identify the status of the design information or document provided and, where necessary, identify incomplete items which require further evaluation, review, or approval. Where it is necessary to initially transmit design information orally or by other informal means, the transmittal shall be confirmed promptly by a controlled document.

2.7 DESIGN OUTPUT REQUIREMENTS

2.7.1 DESIGN OUTPUT DOCUMENTS

Design output documents shall:

2.7.1.1 Relate to the design input by documentation in sufficient detail to permit design verification.

2.7.1.2 Identify assemblies or components or both that are part of the item being designed. When such an assembly or component part is a commercial grade item that, prior to its installation, is modified or selected by special inspection or testing or both, to requirements that are more restrictive than the Supplier's published product description, the component part shall be represented as different from the commercial grade item in a manner traceable to a documented definition of the difference.

2.7.1.3 Show evidence that the required review and approval cycle has been achieved prior to release for procurement, construction, or release to another organization for use in other design activities. As a minimum, the review and approval cycle shall include the participation of the technical and QA elements of both the responsible design organization and the WMFO.

REV. NO.	ISSUED	SECTION TITLE	PAGE NO.
1	7/27/88	SCIENTIFIC INVESTIGATION & DESIGN CONTROL	III-15

The purpose of the QA review is to assure that the documents are prepared, reviewed and approved in accordance with documented procedures and quality assurance requirements.

2.8 DESIGN DOCUMENTS AS QA RECORDS

Design documentation, including design inputs, analyses, drawings, specifications, approved changes thereto, evidence of design verification and records confirming interface control shall be collected, controlled, stored, and maintained as QA records in accordance with procedures which meet the requirements of Section XVII of this document.

3.0 SOFTWARE QUALITY ASSURANCE REQUIREMENTS

3.1 COMPUTER SOFTWARE DOCUMENTATION AND CONTROL

For a geologic repository, computer software used to perform analysis in support of the license application shall be controlled to the same level of requirements as software used to perform direct design analysis. Auxiliary software used to support primary analysis software shall be controlled at a level commensurate with the complexity of that software.

Where commercial auxiliary software is used, all available documentation from the software supplier shall be obtained. It is recognized that source code is generally not available and controls are limited to unique version identification and user-related manuals. Supplemental, detailed requirements for the development, maintenance, and security of computer software based on the life cycle model are contained in Appendix H to this QA Plan.

3.1.1 Each organization participating in the NNWSI Project shall prepare a description of their software design, test and configuration management system, and submit it to the next higher program organizational level for review and approval. The description shall:

- o Provide criteria for application of the requirements of this section based on the complexity and importance of the software used to perform analysis in support of the design of a geologic repository.
- o Indicate the methods to be used to develop computer program requirements, to translate those requirements into a detailed design, and to implement that design in executable code.
- o Relate the types of documentation to be prepared, reviewed, and maintained during software design, code implementation, test, and use.
- o Identify the methodology for establishing software baselines and baseline updates (changes) and for tracking changes throughout the life of the software.
- o Specify the process to be used for verification and validation of the software developed or applied to geologic repository design analysis.

1

REV. NO.	ISSUED	SECTION TITLE	PAGE NO.
1	7/27/88	SCIENTIFIC INVESTIGATION & DESIGN CONTROL	III-16



NNWSI PROJECT QA PLAN

N-QA-040
1/88

- o Identify the procedure for reporting and documenting software discrepancies, including sources, evaluating impacts of discrepancies on previous calculations, and determining appropriate corrective action.

3.1.2 Software shall be placed under configuration management as each baseline element is approved. Software baseline elements shall be uniquely identified to assure positive control of all revisions; the identification of each code version shall be directly related to the associated documentation.

3.1.3 Changes to software shall be systematically evaluated, coordinated, and approved to assure that the impact of a change is carefully assessed prior to updating the baseline, required action is documented, and the information concerning approved changes is transmitted to all affected organizations. Changes to computer software shall be subject to the same level of approval, verification, and validation as the original software.

3.1.4 Computer programs developed and/or modified shall be documented in accordance with the applicable elements of NUREG-0856, Final Technical Position on Documentation of Computer Codes for High-Level Waste Management. This requirement may be met in part by existing documentation if properly referenced and related to the NUREG-0856 requirements.

3.1.5 Testing of software, including new or modified software, shall be performed for those inputs and conditions necessary to exercise the software, identify boundary conditions and to provide a suitable benchmark or sample problem for installation. The goal of testing is to develop a set of test cases that have highest probability of detecting the most errors in order to identify under what conditions the software does not perform properly.

3.1.6 Verification and validation procedures shall assure that the software adequately and correctly performs all intended functions and that the software does not perform any unintended function that either by itself or in combination with other functions can degrade the entire system.

3.1.7 Existing software shall be qualified for use. This qualification shall be based on the ability of the software to provide acceptable results for specific applications and compliance with the requirements of this section. Software that has not been developed in accordance with this QA Plan may be qualified for use provided the software is verified and validated, a software baseline established, and applicable documentation prepared to support the software in accordance with the provisions of this section.

3.1.8 Procedures for determining the applicability of requirements and managing interfaces involving software, documentation, configuration management, change, qualification, verification, and validation, administratively at the Project level, are contained in the NNWSI Project Administrative Procedures Manual.

3.2 DOCUMENTATION OF COMPUTER SOFTWARE

Documentation of scientific and engineering software shall include the following, as a minimum:

REV. NO.	ISSUED	SECTION TITLE	PAGE NO.
1	7/27/88	SCIENTIFIC INVESTIGATION & DESIGN CONTROL	III-17



NNWSI PROJECT QA PLAN

N-QA-040
1/88

- o Software requirements specification;
- o Software design and change documentation;
- o Description of mathematical models and numerical methods;
- o Software verification and validation documentation;
- o User documentation;
- o Code assessment and support;
- o Continuing documentation and code listings; and
- o Software summary.

This documentation is considered to be a QA Record and is subject to the requirements of Section XVII of this QA Plan. Appendix H to this QA Plan provides detailed requirements on the content of this software and other computer software used on the NNWSI Project.

3.3 SOFTWARE CONFIGURATION MANAGEMENT

All Participating Organizations and NTS Support Contractors shall institute a software configuration management program appropriate to the projects they conduct and shall provide documentation of this program to the Records Management System (RMS). The minimum requirements for this configuration management program shall be: (1) the inclusion of a unique identification, including software version numbers whenever feasible, in the output; (2) listings of the software; and (3) a brief chronology of the software versions, including descriptions of the changes made between versions.

4.0 PEER REVIEWS

All Participating Organizations and NTS Support Contractors shall institute a peer review process, when applicable, to provide adequate confidence in the work being reviewed. Peer reviews shall meet the requirements of NUREG-1297 "Peer Review for High-Level Nuclear Waste Repositories" (Feb. 1988). These requirements are contained in Appendix J to this QA Plan.

5.0 TECHNICAL REVIEWS

When technical reviews are required, they shall be conducted in accordance with procedures that contain specific criteria for the performance of the technical review.

REV. NO.	ISSUED	SECTION TITLE	PAGE NO.
1	7/27/88	SCIENTIFIC INVESTIGATION & DESIGN CONTROL	III-18



NNWSI PROJECT QA PLAN

N-QA-040
1/88

SECTION IV

PROCUREMENT DOCUMENT CONTROL

1.0 REQUIREMENTS

1.1 MEASURES TO ASSURE ADEQUATE QUALITY

Measures shall be established to ensure that applicable regulatory requirements, design or site investigation bases, and other requirements that are necessary to assure adequate quality are suitably included or referenced in the documents for procurement of material, equipment, and services utilized on the Nevada Nuclear Waste Storage Investigations (NNWSI) Project. To the extent necessary, procurement documents of Participating Organizations and Nevada Test Site (NTS) Support Contractors, shall require sub-tier contractors to provide a Quality Assurance (QA) program that is consistent with the pertinent provisions of this NNWSI Quality Assurance Plan as required for the specified Quality Assurance Level.

1.2 WMPO PROCURED SERVICES

Waste Management Project Office (WMPO) initiated procurements for services shall be controlled through the use of the Federal Acquisition Regulations (FAR) and Department of Energy Acquisition Regulations (DEAR). When the WMPO procures services from contractors or requests services from national laboratories and supporting Federal agencies, the WMPO shall prepare work agreements, memos of understanding, interagency agreements, management agreements, or other suitable documents.

2.0 ADDITIONAL REQUIREMENTS FOR QA LEVEL I ACTIVITIES

2.1 CONTENT OF PROCUREMENT DOCUMENTS

Procurement documents issued at all tiers of procurement shall include provisions for the items listed below, as deemed necessary by the purchaser:

2.1.1 SCOPE OF WORK

A statement of the scope of the work to be performed by the supplier shall be in the procurement documents.

2.1.2 TECHNICAL REQUIREMENTS

Technical requirements shall be specified in the procurement documents. Where necessary, these requirements shall be specified by reference to specific drawings, specifications, codes, standards, regulations, procedures, or instructions, including revisions thereto that describe the items or services to be furnished. The procurement documents shall provide for

REV. NO.	ISSUED	SECTION TITLE	PAGE NO.
0	5/19/88	PROCUREMENT DOCUMENT CONTROL	IV-1



NNWSI PROJECT QA PLAN

N-QA-040
1/88

identification of test, inspection, and acceptance requirements of the purchaser for monitoring and evaluating the supplier's performance.

2.1.3 QA REQUIREMENTS

2.1.3.1 Procurement documents shall require that the supplier have a documented QA program that implements either portions or all of the requirements of this document. Quality Assurance Program Plans (QAPPs) and documents of subcontractors for Quality Assurance Level I purchases shall be reviewed and approved by the procuring Project participant. Those which do not adequately define QA requirements, as judged by the QA representative of the Project participant, shall be corrected prior to initiation of activities specified by the purchase order or contract. The extent of the program required shall depend upon the type and use of the item or service being procured. The procurement documents shall require the supplier to incorporate appropriate QA program requirements in subtier procurement documents.

2.1.3.2 In developing QA requirements for test and other equipment, consideration should be given to whether proper performance of that equipment can be determined during or after its use (i.e., whether failure or malfunction of the equipment can be detected).

2.1.4 RIGHTS OF ACCESS

At each tier of procurement, the procurement documents shall provide for access to the suppliers' facilities and records for inspection or audit by the purchaser, appropriate WMPO personnel, or other WMPO authorized representatives. WMPO access to subtier contractor facilities shall be arranged by the contracting organization.

2.1.5 DOCUMENTATION REQUIREMENTS

The procurement documents at all tiers shall identify the documentation required to be submitted to the purchaser. The time of submittal shall also be established. If the purchaser requires the supplier to maintain specific QA records, then the retention times and disposition requirements shall be specified in accordance with Section XVII of this QA Plan.

2.1.6 NONCONFORMANCE

The procurement documents shall prescribe the purchaser's requirements for reporting and approving disposition of nonconformances.

2.1.7 SPARE AND REPLACEMENT PARTS

The procurement documents shall require the identification of appropriate spare and replacement parts or assemblies and the appropriate delineation of the technical and quality related data that are required for ordering these parts or assemblies. The technical and quality requirements shall be equal to or better than the original. If QA or technical requirements of the original item cannot be determined, then an engineering evaluation shall be conducted by qualified individuals to establish the requirements. The evaluation shall

REV. NO.	ISSUED	SECTION TITLE	PAGE NO.
0	5/19/88	PROCUREMENT DOCUMENT CONTROL	IV-2

consider the interchangeability, function and safety of the item. The evaluation shall be documented.

2.2 PROCUREMENT DOCUMENT REVIEW

A review of the procurement documents and changes thereto shall be made to assure that documents transmitted to the prospective supplier or suppliers include appropriate provisions to assure that items or services will meet the specified requirements. The review shall be performed and documented prior to contract award. Procurement document reviews shall be performed by personnel who have access to pertinent information and who have adequate understanding of the requirements and intent of the procurement documents. The review shall include, as a minimum, the cognizant technical organization and QA organization. The review by the QA organization shall assure that the following requirements are met:

- o QA requirements are correctly stated, inspectable, and controllable.
- o There are adequate acceptance and rejection criteria.
- o Procurement documents have been prepared, reviewed, and approved in accordance with this QA Requirements document.

2.3 PROCUREMENT DOCUMENT CHANGES

Procurement document changes shall be subject to the same degree of control as utilized in the preparation of the original documents. Changes that are made as a result of the bid evaluation or precontract negotiations shall be incorporated into the procurement documents. The review of such changes and their effects shall be completed and documented prior to contract award. Review of changes shall include the following considerations:

- o Appropriate content shall be included in procurement documents as required by Paragraph 2.1 of this Section.
- o Additional or modified design or site investigation criteria shall be determined.
- o Analysis of exceptions or changes requested or specified by the supplier and determination of the effects such changes may have on the intent of the procurement documents or quality of the item or service to be furnished.

2.4 DISTRIBUTION OF PROCUREMENT DOCUMENTS

Participating Organizations and NTS Support Contractors shall forward to the SAIC/T&MSS Project QA Department (QA Verification Division Manager),

REV. NO.	ISSUED	SECTION TITLE	PAGE NO.
0	5/19/88	PROCUREMENT DOCUMENT CONTROL	IV-3



NNWSI PROJECT QA PLAN

N-QA-040
1/88

a copy of purchase documents, and changes thereto, as issued, when purchases involve Quality Assurance Level I items or services. Only those purchase documents which identify the vendor, describe the scope of work, and detail when work is to start are required to be submitted to the SAIC/T&MSS Project QA Department.

REV. NO.
0

ISSUED
5/19/88

SECTION TITLE
PROCUREMENT DOCUMENT CONTROL

PAGE NO.
IV-4



NNWSI PROJECT QA PLAN

N-QA-040
1/88

SECTION V

INSTRUCTIONS, PROCEDURES, PLANS AND DRAWINGS

1.0 GENERAL

Activities affecting quality shall be prescribed by and performed in accordance with documented instructions, procedures, or drawings, of a type appropriate to the circumstances. These documents shall include or reference appropriate quantitative or qualitative acceptance criteria for determining that prescribed activities have been satisfactorily accomplished. Instructions and procedures shall include a section which identifies the QA records which are generated during implementation of the document. If plans are used in lieu of procedures, then these plans shall also include or reference appropriate acceptance criteria and identify the QA records which are generated. These documents, including drawings, shall be controlled as required in Section VI of this document.

2.0 REVIEWS

An independent review of all instructions, procedures, plans and drawings shall be performed by the originating organization to assure technical adequacy and inclusion of appropriate quality requirements.

3.0 INSTRUCTIONS FOR SCIENTIFIC NOTEBOOKS

The Participating Organizations shall prepare instructions for the control of scientific notebooks, plans and the other documentation that will be used in scientific investigations, (See Section III of this document).

4.0 DISTRIBUTION

Each Participating Organization and Nevada Test Site (NTS) Support Contractor shall maintain and provide the WMPO PQM and the SAIC/T&MSS Project Quality Assurance Department Manager with controlled distribution of all implementing procedures, plans and instructions used for QA Level I and II activities.

1

REV. NO.	ISSUED	SECTION TITLE	PAGE NO.
1	7/27/88	INSTRUCTIONS, PROCEDURES, PLANS & DRAWINGS	V-1

SECTION VI

DOCUMENT CONTROL

1.0 DOCUMENT PREPARATION, REVIEW, APPROVAL, AND ISSUANCE

1.1 METHODS

The preparation, review, approval, and issuance of documents such as instructions, procedures, plans and drawings, including changes thereto, shall be controlled through the implementation of methods that assure that only correct documents are used. Document control shall be applied to the following:

- o Documents containing or specifying quality requirements.
- o Documents that prescribe activities affecting quality.

The document control system shall be documented, and the QA organization shall provide the appropriate review, resolution of comments, and concurrence with respect to quality-related aspects of the documents.

1.2 IMPLEMENTATION

Implementation of document control shall provide for the following:

- o Identification of documents to be controlled.
- o Identification of assignment of responsibility for preparing, reviewing, approving, and issuing documents.
- o Review of documents for technical adequacy, completeness, correctness, and inclusion of appropriate quality requirements, prior to approval and issuance.
- o A method for the removal or marking of obsolete or superseded documents to prevent inadvertent use.
- o A method for assuring that the correct and applicable documents are available at the location where they are to be used.
- o A master list or equivalent to identify the correct and updated revisions of documents.
- o Coordination of interface documents.

REV. NO.	ISSUED	SECTION TITLE	PAGE NO.
1	7/27/88	DOCUMENT CONTROL	VI-1

2.0 DOCUMENT CHANGES

2.1 MAJOR CHANGES

Changes to documents, other than those defined below as minor changes are considered as major changes and shall be reviewed and approved by the same organizations that performed the original review and approval, unless other organizations are specifically designated by the organization responsible for the document. The reviewing organization shall have access to pertinent background data or information upon which to base their approval.

2.2 MINOR CHANGES

Minor changes to documents, such as inconsequential editorial corrections, shall not require that the revised documents receive the same review and approval as the original documents. To avoid a possible omission of a required review, the type of minor changes that do not require such a review and approval and the persons who can authorize such a decision shall be clearly delineated.

3.0 DISTRIBUTION OF DOCUMENTS

3.1 DOCUMENT CONTROL SYSTEM

The document control system shall assure that documents requiring verification are not released prior to verification or, if they must be released before verification, they are uniquely identified as such and controlled in accordance with Paragraph 1.2 of this section. A master list or equivalent used to identify the correct, current and updated versions of documents shall be submitted to the WMPO PQM and the SAIC/T&MSS Project Quality Assurance Department Manager.

REV. NO.	ISSUED	SECTION TITLE	PAGE NO.
1	7/27/88	DOCUMENT CONTROL	VI-2



NNWSI PROJECT QA PLAN

N-QA-040
1/88

SECTION VII

CONTROL OF PURCHASED ITEMS AND SERVICES

1.0 GENERAL REQUIREMENTS

Measures shall be established to ensure that purchased material, equipment, and services conform to the procurement documents. These measures shall include provisions, as appropriate, for source evaluation and selection, objective evidence of quality furnished by the contractor or subcontractor, inspection at the contractor or subcontractor source, audit, and examination of products upon delivery. Where required by code, regulation, or contract requirement, documentary evidence that material and equipment conform to the procurement requirements shall be available at the location where the material or equipment is to be used prior to installation or use of such material and equipment. This documentary evidence shall be retained under the control of the Waste Management Project Office (WMPO) QA Records Management System (QARMS) and shall be sufficient to identify the specific requirements, such as codes, standards, or specifications, that are to be met by the purchased material and equipment. Specific requirements for the control of purchased items and services are listed below.

1.1 PROCUREMENT PLANNING

1.1.1 GENERAL

Procurement activities shall be planned and documented to ensure a systematic approach to the procurement process. Procurement planning shall result in the documented identification of procurement methods and organizational responsibilities. Appropriate Quality Assurance (QA) organization participation shall be provided for evaluation and selection of suppliers, verification of suppliers activities and receiving inspections. Planning shall determine the following:

- o What is to be accomplished.
- o Who is to accomplish it.
- o How it is to be accomplished.
- o When it is to be accomplished.

1.1.2 PROCUREMENT TIMING

To ensure interface compatibility and a uniform approach to the procurement process, planning shall be accomplished as early as practicable and no later than at the start of those procurement activities that are required to be controlled.

REV. NO.	ISSUED	SECTION TITLE	PAGE NO.
0	5/19/88	CONTROL OF PURCHASED ITEMS AND SERVICES	VII-1



NNWSI PROJECT QA PLAN

N-QA-040
1/88

1.1.3 PROCUREMENT METHODS

Planning shall result in the documented identification of the methods to be used in procurement activities, the sequence of actions and milestones that indicate the completion of these activities, and the preparation of applicable procedures prior to the initiation of each individual activity listed below. Planning shall provide for the integration of the following:

- o Procurement document preparation, review, and change control.
- o Selection of procurement sources.
- o Purchaser control of supplier performance.
- o Verification (surveillance, inspection, or audit) activities by purchaser, including notification for hold-and-witness points.
- o Control of nonconformances.
- o Corrective action.
- o Acceptance of item or service.
- o QA records.

1.2 SOURCE EVALUATION AND SELECTION

1.2.1 SELECTION OF SUPPLIERS

The selection of suppliers shall be based on evaluation of their capability to provide items or services in accordance with the requirements of the procurement documents before the award of contract.

1.2.2 SOURCE EVALUATION AND SELECTION MEASURES

Procurement source evaluation and selection measures shall be implemented by the purchaser and shall provide for identification of the purchaser's organizational responsibilities for determining supplier capability.

1.2.3 MEASURES FOR EVALUATION AND SELECTION OF PROCUREMENT SOURCES

Measures for evaluation and selection of procurement sources, and the results thereof, shall be documented and shall include one or more of the following items:

- o Evaluation of the supplier's history of providing an identical or similar product that performs satisfactorily in actual use. The supplier's history shall reflect current capability.

REV. NO.	ISSUED	SECTION TITLE	PAGE NO.
0	5/19/88	CONTROL OF PURCHASED ITEMS AND SERVICES	VII-2



NNWSI PROJECT QA PLAN

N-QA-040
1/88

- o Supplier's current quality assurance records supported by documented qualitative and quantitative information that can be objectively evaluated.
- o Supplier's technical and quality capability as determined by a direct evaluation of their facilities and personnel and the implementation of his QA program.

1.3 BID EVALUATION

1.3.1 EXTENT OF CONFORMANCE

Bid evaluation shall determine the extent of conformance to the procurement documents. This evaluation shall be performed by individuals or organizations designated to evaluate the following subjects, as applicable to the type of procurement:

- o Technical considerations.
- o QA requirements.
- o Supplier's personnel.
- o Supplier's production capabilities.
- o Supplier's past performance.
- o Alternates.
- o Exceptions.

1.3.2 RESOLUTION OF UNACCEPTABLE QUALITY ASSURANCE CONDITIONS

Before the award of the contract, the purchaser shall resolve or obtain commitments to resolve unacceptable quality assurance conditions resulting from the bid evaluation.

1.4 SUPPLIER PERFORMANCE EVALUATION

1.4.1 INTERFACE MEASURES

The purchaser of items and services shall establish measures to interface with the supplier. The measures shall include the following:

- o Documentation of the understanding between purchaser and supplier of the provisions and specifications of the procurement documents.
- o Requiring the supplier to identify planning techniques and processes to be utilized in fulfilling procurement document requirements.

REV. NO.	ISSUED	SECTION TITLE	PAGE NO.
0	5/19/88	CONTROL OF PURCHASED ITEMS AND SERVICES	VII-3



NNWSI PROJECT QA PLAN

N-QA-040
1/88

- o Reviewing supplier documents that are generated or processed during activities fulfilling procurement document requirements.
- o Identifying and processing necessary change information. Measures to control changes in procurement documents shall be established, implemented and documented in accordance with the requirements of this QA Plan.
- o Establishing methods of document information exchange between purchaser and supplier.

1.4.2 VERIFICATION MEASURES

1.4.2.1 EXTENT OF VERIFICATION

The purchaser of items and services shall establish measures to verify supplier's performance, as deemed necessary by the purchaser. The measures shall establish the extent of source surveillance and inspection activities.

NOTE: When a Participating Organization, or Nevada Test Site (NTS) Support Contractor, utilizes another Participating Organization or NTS Support Contractor for NNWSI activities for which they are responsible, the user organization shall initiate a request to WMPO to conduct a WMPO surveillance of the organization performing the work. The surveillance shall be conducted to determine that the item or activity is being produced or performed in accordance with the user organization's requirements. These surveillances may utilize NTS Support Contractor or Participating Organization personnel as technical advisors.

The extent of verification activities, including planning, shall be a function of the relative importance, complexity, and quantity of the item or services procured and the supplier's quality performance. Verification activities shall be accomplished by qualified personnel assigned to check, inspect, audit, or witness the suppliers' activities. These verification activities shall be conducted as early as practicable. However, the purchaser's verification activities shall not relieve the supplier of their responsibilities for verification of quality achievement.

1.4.2.2 Record of Verification Activities

Activities performed to verify conformance to requirements of procurement documents shall be recorded. Source surveillances and inspections, audits, receiving inspections, nonconformances, dispositions, waivers, and corrective actions shall be documented. These completed documents shall be considered QA records and shall be controlled in accordance with Section XVII of this Quality Assurance Plan (QAP). The purchaser shall ensure that this documentation is evaluated to determine the supplier's QA program effectiveness.

REV. NO.	ISSUED	SECTION TITLE	PAGE NO.
0	5/19/88	CONTROL OF PURCHASED ITEMS AND SERVICES	VII-4

1.5 CONTROL OF DOCUMENTS GENERATED BY SUPPLIERS

Documents that are generated by suppliers shall be controlled, handled, and approved in accordance with documented procedures. Means shall be implemented to ensure that the submittal of these documents is accomplished in accordance with the procurement document requirements. These measures shall provide for the acquisition, processing, and recorded evaluation of technical, inspection, and test data against acceptance criteria.

1.6 ACCEPTANCE OF ITEM OR SERVICE

1.6.1 METHODS FOR ACCEPTANCE

Methods shall be established for the acceptance of an item or service being furnished by the supplier. Prior to offering the item or service for acceptance, the supplier shall verify that the item or service being furnished complies with the procurement requirements. Purchaser methods used to accept an item or related service from a supplier shall be either a supplier certificate of conformance, a source verification, a receiving inspection or post-installation test at the facility site, or a combination thereof. Requirements applicable to these methods of acceptance are listed below.

1.6.1.1 Certificate of Conformance

When a certificate of conformance is used, the following minimum criteria shall be met:

- o The certificate shall identify the purchased material or equipment, such as by the purchase order number.
- o The certificate shall identify the specific procurement requirements met by the purchased material or equipment, such as codes, standards, or other specifications. This may be accomplished by including a list of the specific requirements or by providing at the point of receipt, a copy of the purchase order and the procurement specifications or drawings, together with a suitable certificate. The procurement requirements identified shall include any approved changes, waivers, or deviations applicable to the subject material or equipment.
- o The certificate shall identify any procurement requirements that have not been met, together with an explanation and the means by which to resolve the nonconformances.
- o The certificate shall be attested to by a person who is responsible for this QA function and whose function and position are described in the purchaser's or supplier's QA program.
- o The certificate system, including the procedures to be followed in filling out a certificate and the administrative procedures for the review and approval of the certificates, shall be described in the purchaser's or supplier's QA program.

REV. NO.	ISSUED	SECTION TITLE	PAGE NO.
0	5/19/88	CONTROL OF PURCHASED ITEMS AND SERVICES	VII-5



NNWSI PROJECT QA PLAN

N-QA-040
1/88

- o Means shall be provided to verify the validity of supplier certificates and the effectiveness of the certification system, such as during the performance of audits of the supplier or independent inspection or test of the items. Such verification shall be conducted by the purchaser at intervals commensurate with the supplier's past quality performance.

1.6.1.2 Source verification

If source verification is used, then it shall be performed at intervals that are consistent with the importance and complexity of the item or service, and it shall be implemented to monitor, witness, or observe activities. Source verification shall be implemented in accordance with plans to perform inspections, examinations, or tests at predetermined points. Upon purchaser acceptance of source verification, documented evidence of acceptance shall be furnished to the receiving destination of the item, to the purchaser, and to the supplier.

1.6.1.3 Receiving inspection

When receiving inspection is used, purchased items shall be inspected as necessary to verify their conformance to specified requirements, by taking into account source verification and audit documentation and the demonstrated quality performance of the supplier. Receiving inspection shall be performed in accordance with established procedures and inspection instructions to verify by objective evidence such features as proper configuration; identification; dimensional, physical, and other characteristics; freedom from shipping damage; and cleanliness. Receiving inspection shall be coordinated with review of supplier documentation when procurement documents require such documentation to be furnished prior to receiving inspection. Receiving inspections associated with engineered items shall be planned, performed, and documented in accordance with the requirements specified in Section X, Para. 2.1, 4.0, 4.1, 6.1, 9.0 and 9.1 of this document. Personnel selected to receipt inspection activities shall have the experience or training commensurate with the scope, complexity, or special nature of the activities. When required, personnel shall also be indoctrinated as to the technical objectives and requirements of the applicable codes and standards and the QA program elements that are applicable.

1.6.1.4 Post-Installation testing

When post-installation testing is used, post-installation test requirements and acceptance documentation shall be established mutually by both the purchaser and the supplier.

1.7 ACCEPTANCE OF SERVICES ONLY

1.7.1 PROCUREMENT OF SERVICES ONLY

In certain cases involving procurement of services only, such as third party inspections, engineering, and consulting; and installation, repair, overhaul, or maintenance work, the purchaser shall accept the service by any or any combination of the following methods:

REV. NO.	ISSUED	SECTION TITLE	PAGE NO.
0	5/19/88	CONTROL OF PURCHASED ITEMS AND SERVICES	VII-6



NNWSI PROJECT QA PLAN

N-QA-040
1/88

- o Technical verification of data produced.
- o Surveillance, audit, or both, with regard to the activity.
- o Review of objective evidence for conformance to the procurement document requirements such as certifications, stress reports, etc.

1.8 CONTROL OF SUPPLIER NONCONFORMANCES

1.8.1 METHODS

The purchaser and supplier shall establish and document methods for disposition of items and services that do not meet procurement document requirements. These methods shall include the following provisions:

1.8.1.1 Evaluation

Provisions for evaluation of nonconforming items.

1.8.1.2 Submittal

Provisions for submittal of nonconformance notice to purchaser by supplier as directed by the purchaser. These submittals shall include supplier recommended disposition (e.g., use as-is or repair) and technical justification. Nonconformances to the procurement requirements or purchaser approved documents, which consist of one or more of the items listed below shall be submitted to the purchaser. Approval of the recommended disposition shall be in accordance with documented procedures.

- o Technical or material requirement is violated.
- o Requirement in supplier documents, which has been approved by the purchaser, is violated.
- o Nonconformance cannot be corrected by continuation of the original manufacturing process or by rework.
- o The item does not conform to the original requirement even though the item can be restored to a condition such that the capability of the item to function is unimpaired.

1.8.1.3 Disposition

Provisions for purchaser disposition of supplier recommendation.

1.8.1.4 Verification

Provisions for verification of the implementation of the disposition.

REV. NO.	ISSUED	SECTION TITLE	PAGE NO.
0	5/19/88	CONTROL OF PURCHASED ITEMS AND SERVICES	VII-7



NNWSI PROJECT QA PLAN

N-QA-040
1/88

1.8.1.5 Records maintenance

Provisions for maintenance of records of nonconformances that are submitted by the Supplier.

2.0 COMMERCIAL-GRADE ITEMS

2.1 ALTERNATIVES

If a design requires commercial-grade items, then the following requirements are an acceptable alternative to other requirements of this section, except as noted in Paragraph 2.1.2 below and the requirements of Section IV of this QAP. If a scientific investigation requires commercial-grade items they may be controlled by the use of the following requirements (except Paragraph 2.1.1) and Section IV of this QAP.

2.1.1 IDENTIFICATION OF COMMERCIAL-GRADE ITEMS

Where the commercial-grade item is to be used as an integral part of the designed facility, it shall be identified in an approved design or design out-put document. An alternate commercial-grade item may be supplied if the cognizant organization provides verification that the alternate commercial-grade item will perform the intended function and will meet the requirements applicable to both the replaced item and its application.

2.1.2 SOURCE EVALUATION AND SELECTION

Source evaluation and selection shall be in accordance with Paragraph 1.2, if it is determined necessary by the purchaser based on the complexity of the item and importance to safety.

2.1.3 PURCHASE ORDER

Commercial-grade items shall be identified in the purchase order by the manufacturer's published product description (e.g., the catalog number).

2.1.4 RECEIPT OF COMMERCIAL-GRADE ITEM

After receipt of a commercial-grade item, the purchaser shall determine that the following conditions have been met:

- o Damage was not sustained during shipment.
- o The item received was the item ordered.
- o Inspection, testing, or both, is accomplished by the purchaser, in accordance with written procedures, to ensure conformance with the manufacturer's published requirements. If applicable, acceptance of the item may be accomplished via the calibration program in accordance with the requirements of Section XII of this QA Plan.
- o Documentation, as applicable to the item, was received and is acceptable.

REV. NO.	ISSUED	SECTION TITLE	PAGE NO.
0	5/19/88	CONTROL OF PURCHASED ITEMS AND SERVICES	VII-8



NNWSI PROJECT QA PLAN

N-QA-040
1/88

SECTION VIII

IDENTIFICATION AND CONTROL OF ITEMS, SAMPLES AND DATA

INTRODUCTION

This section provides the requirements for the identification and control of items, samples and data and consists of three separate parts. The requirements for items are stated in part A; in part B for samples; and, part C for data resulting from scientific investigations. Part A applies to activities related to the engineered items and does not apply to scientific investigations. Parts B and C apply to scientific investigation activities and do not apply to engineered items.

PART A - IDENTIFICATION AND CONTROL OF ITEMS

1.0 IDENTIFICATION

Items shall be identified to assure that only correct and accepted items are used or installed. The identification shall be verified prior to installation or use. Identification shall be maintained either on the item, their containers, or in documents traceable to the item from receipt until installed.

1.1 GENERAL

Items of production (batch, lot, component, part) shall be identified from the initial receipt and fabrication of the items up to and including installation and use. This identification shall relate an item to an applicable design or other pertinent specifying document.

1.1.1 Physical identification shall be used to the maximum extent possible. Where physical identification on the item is either impracticable or insufficient, physical separation, procedural control, or other appropriate means shall be employed.

1.1.2 Identification markings, when used, shall be applied using materials and methods which provide a clear and legible identification and do not detrimentally affect the function or service life of the item. Markings shall be transferred to each part of an identified item when subdivided and shall not be obliterated or hidden by surface treatment or coatings unless other means of identification are substituted.

1.1.3 When specified by codes, standards or specification that include specific identification or traceability requirements (such as identification or traceability of the item to applicable specification and grade of material; heat, batch, lot, part or serial number; or specified inspection, test or other records) the program shall be designed to provide such identification and traceability control.

REV. NO.	ISSUED	SECTION TITLE	PAGE NO.
0	5/19/88	IDENTIFICATION & CONTROL OF ITEMS	VIII-1



NNWSI PROJECT QA PLAN

N-QA-040
1/88

1.1.4 Where specified, items having limited calendar or operating life or cycles shall be identified and controlled to preclude use of items whose shelf life or operating life has expired.

2.0 CONTROL

Provisions shall be made for the control of item identification consistent with the planned duration and condition of storage, such as: (1) provisions for maintenance or replacement of markings and identification records due to damage during handling or aging; (2) protection of identification on items subject to excessive deterioration due to environmental exposure; (3) provisions for updating existing facility records.

PART B - IDENTIFICATION AND CONTROL OF SAMPLES

Procedures shall be developed and implemented to assure that samples are identified and controlled in a manner consistent with their intended use. Such procedures shall define the responsibilities (including interface between organizations) for collection, identification, handling, storage, transportation and the generation of records.

1.0 IDENTIFICATION

Physical identification shall be used to the maximum extent possible. Where physical identification cannot be placed on the sample, appropriate alternative identification methods shall be described and used. All identification methods shall provide methods whereby identification of samples can be traced to the appropriate documentation such as drawings, specifications, drilling logs, test records, inspection documents, and nonconformance reports.

1.1 GENERAL

Samples shall be identified by placing the identification directly on the sample, on their container or on records traceable thereto. If it is impractical to place the identification on the sample, methods shall be described and implemented to assure that samples are not mixed with like samples and that the correct identification of samples is verified and documented prior to release for use.

1.1.1 Procedures shall be developed and implemented to assure that sample collection methods, techniques and related equipment produce the intended sample. Sample handling methods shall be developed, documented and utilized to assure that all samples meet the technical objectives dictated by the scientific investigation, for which the samples are collected.

REV. NO.	ISSUED	SECTION TITLE	PAGE NO.
0	5/19/88	IDENTIFICATION & CONTROL OF ITEMS	VIII-2



NNWSI PROJECT QA PLAN

N-QA-040
1/88

1.1.2 Storage methodology shall be developed and implemented to assure that samples are maintained in predetermined physical conditions commensurate with their intended purpose. Samples intended for long term storage shall receive appropriate treatment to assure that they do not degrade during storage. Long term is not defined herein and shall be defined by the responsible organization depending on the sensitivity of the sample to storage conditions.

1.1.3 Transportation methods shall be described and effected by procedures prescribing appropriate containers, handling and any other environmental or safety considerations for the sample(s). Where multiple organizations are involved, appropriate procedures shall define responsibilities and documentation methods to be used.

1.1.4 Controls shall be developed and implemented to assure that sample identification is verified and maintained when handled, transported or transferred from one organization's responsibility to another.

1.1.5 Measures shall be taken to maintain sample identification while in storage. These measures shall be consistent with the planned duration and conditions of storage and shall describe actions to be taken where samples may have a maximum life expectancy while in storage. Physical segregation of samples to preclude mixing with like samples shall be used to the maximum degree practical.

1.1.6 Where samples are controlled by more than one organization, procedures describing the organizational responsibilities shall be developed and implemented.

1.1.7 The WMPO will develop and implement an Administrative Procedure (AP) describing the ultimate curation of all types of samples including liquids, gases and solids. The AP will, as a minimum, address the transportation, handling, storage, retrievability of samples and the generation and retention of records. All records generated as a result of testing of samples shall be handled in accordance with Section XVII.

PART C - IDENTIFICATION AND CONTROL OF DATA

1.0 IDENTIFICATION

Data generated from a Nevada Nuclear Waste Storage Investigation (NNWSI) scientific investigation shall be identified to assist in the determination of its correct use. Identification of such data shall be provided in all documents, information systems, or both, in which such data appear.

1.1 GENERAL

The identification of NNWSI Project data shall include a reference to the origin of the data (task, test, experiment, report, publication, etc.) and an indication of the Quality Assurance Level assigned to the activity which produced the data.

REV. NO.	ISSUED	SECTION TITLE	PAGE NO.
0	5/19/88	IDENTIFICATION & CONTROL OF ITEMS	VIII-3



NNWSI PROJECT QA PLAN

N-QA-040
1/88

1.1.1 Control measures shall be established and implemented to assure that NNWSI Project data are properly identified. These measures shall include verification of the identification of such data prior to release for use.

1.1.2 Where data are the results of the efforts of more than one organization, procedures describing the organizational responsibilities for that data shall be developed and implemented. The documentation resulting from the scientific investigation involving more than one organization shall be annotated to show which organization produced what portion of the data.

REV. NO.	ISSUED	SECTION TITLE	PAGE NO.
0	5/19/88	IDENTIFICATION & CONTROL OF ITEMS	VIII-4



NNWSI PROJECT QA PLAN

N-QA-040
1/88

SECTION IX

CONTROL OF PROCESSES

1.0 GENERAL REQUIREMENTS

The requirements of this section apply to engineered items and scientific investigations for process control. The requirements for special processes apply to engineered items only. Measures shall be established to ensure that processes that affect quality of items or services are controlled either by instruction, procedures, or other appropriate means. Special processes that control or verify quality, such as those used in welding, heat treating, and nondestructive examination shall be accomplished by qualified personnel using qualified procedures in accordance with applicable codes, standards, specifications, criteria, and other special requirements.

2.0 PROCESS CONTROL

2.1 METHOD

All processes shall be controlled by instructions, procedures, drawings, checklists, travelers, or other appropriate means. These means shall ensure that process parameters are controlled and that specified environmental conditions are maintained.

2.2 IDENTIFICATION OF SPECIAL PROCESSES

2.2.1 RESPONSIBILITY

It is the responsibility of the Participating Organization and Nevada Test Site (NTS) Support Contractor that is performing the work to identify which portions of its activities involve the use of special processes. A special process is a process in which the results are highly dependent on either the control of the process or the operator's skill, or both, and in which the specified quality cannot be readily determined by inspection or testing of the item.

2.2.2 QUALIFICATION REQUIREMENTS

The necessary requirements for qualifications of personnel, procedures, or equipment shall be specified or referenced in the procedures or instructions either for processes that are not covered by existing codes and standards or for processes where the quality requirements for an item or test exceed those of existing codes or standards.

REV. NO.	ISSUED	SECTION TITLE	PAGE NO.
0	5/19/88	CONTROL OF PROCESSES	IX-1



NNWSI PROJECT QA PLAN

N-QA-040
1/88

2.2.3 CONDITIONS

Conditions necessary for accomplishment of the special process shall be included in procedures or instructions. These conditions shall include proper equipment, controlled parameters of the special process and calibration requirements.

2.2.4 APPLICABLE CODES AND STANDARDS

The requirements of applicable codes and standards, including acceptance criteria for the special process, shall be specified or referenced in the procedures or instructions.

2.3 QUALIFICATION OF SPECIAL PROCESS PROCEDURES

2.3.1 PROGRAM FOR QUALIFICATION

Procedures shall be qualified in accordance with applicable codes, standards or other specifications. The program for qualification of procedures shall be specified in documents prepared by the cognizant technical organization. The responsible QA organization shall provide appropriate reviews to assure compliance with these requirements.

2.4 QUALIFICATION OF PERSONNEL PERFORMING SPECIAL PROCESSES

2.4.1 TRAINING, QUALIFICATION, AND CERTIFICATION

Personnel shall be trained, qualified, and certified in accordance with written procedures. The training and qualification, and certification shall be the responsibility of the organization that is performing the work. These procedures shall be reviewed by the responsible Quality Assurance (QA) organization for compliance with requirements.

2.4.2 PROCEDURE

Qualification shall utilize the actual working procedure, to the extent possible.

2.4.3 PERSONNEL QUALIFICATION REQUIREMENTS

Qualification of personnel shall incorporate the personnel qualification requirements of the applicable codes, standards, or specifications.

2.5 SPECIAL PROCESS EQUIPMENT

Special process equipment shall be checked out, qualified, and certified in accordance with specified requirements. These requirements shall implement the requirements of applicable codes, standards, and specifications. Equipment

REV. NO.	ISSUED	SECTION TITLE	PAGE NO.
0	5/19/88	CONTROL OF PROCESSES	IX-2



NNWSI PROJECT QA PLAN

N-QA-040
1/88

checkout, qualification, and certification shall be the responsibility of the organization performing the work. The responsible QA organization shall review the procedures for qualification of equipment for compliance with requirements.

2.6 SPECIAL PROCESS RECORDS

Records shall be maintained for the currently qualified personnel, procedures, and equipment of each special process and the requirements for maintenance of these records shall be specified. Special process verification methods and criteria shall also be documented and retained.

REV. NO.	ISSUED	SECTION TITLE	PAGE NO.
0	5/19/88	CONTROL OF PROCESSES	IX-3



NNWSI PROJECT QA PLAN

N-QA-040
1/88

SECTION X

INSPECTION

1.0 GENERAL REQUIREMENTS

Measures shall be established by or for the Participating Organizations and Nevada Test Site (NTS) Support Contractors to provide inspections required to verify conformance of an item or activity to specified requirements. These measures shall provide for: (1) inspections to be performed in accordance with written procedures by qualified personnel who did not perform the work being evaluated; (2) criteria for determining when inspections are required or how and when inspections are to be performed; (3) sampling methodology, if used; (4) the identification of mandatory hold points; and (5) identification of inspections requiring special expertise. The results of all inspection activities shall be documented by the inspecting organization. The requirements of this section apply to engineered items and do not apply to scientific investigation activities.

2.0 PERSONNEL

2.1 REPORTING INDEPENDENCE OF PERSONNEL

Inspections shall be performed by personnel who do not report directly to the immediate supervisor(s) who is/are responsible for performing the activity being inspected. If these personnel are not part of the formal QA organization, they shall have sufficient authority, access to work areas, and organizational freedom to (1) identify quality problems; (2) initiate, recommend, or provide solutions to quality problems through designated channels; (3) verify implementation of solutions; and (4) assure that further processing, delivery, installation or use is controlled until proper disposition of a nonconformance, deficiency, or unsatisfactory condition has occurred. When these persons or organizations who perform the inspection activities are not part of the formal QA organization (i.e., part of line management), then the quality assurance organization shall overview and monitor the inspection activity.

2.2 QUALIFICATION

Each person who verifies conformance of work activities for purposes of acceptance shall be qualified to perform the assigned inspections or tests. The qualification of personnel performing inspection and test activities shall be certified in writing. Personnel selected to perform inspection and test activities shall have the experience or training commensurate with the scope, complexity, or special nature of the activities. Personnel shall also be indoctrinated as to the technical objectives and requirements of the applicable codes and standards and the QA program elements that are to be employed.

0

REV. NO.	ISSUED	SECTION TITLE	PAGE NO.
0	5/19/88	INSPECTION	X-1



NNWSI PROJECT QA PLAN

N-QA-040
1/88

3.0 INSPECTION HOLD POINTS

Mandatory inspection or witness hold-points shall be established as necessary. When such hold or witness points are established, work may not proceed without the specific consent of the responsible representative. These hold or witness points shall be indicated in appropriate documents controlling the activity. Consent to waive any specified hold or witness point shall be documented before work can be continued beyond the designated hold or witness point.

4.0 INSPECTION PLANNING

Planning for inspection activities shall be accomplished and documented via inspection procedures, instructions, or checklists. Inspection procedures, instructions, or checklists shall provide for the following:

- o Identification of characteristics and activities to be inspected.
- o A description of the method of inspection.
- o Identification of the individuals or groups responsible for performing the inspection operation.
- o Acceptance and rejection criteria.
- o Identification of required procedures, drawings, and specifications and revisions.
- o Recording inspector or data recorder and the results of the inspection operation.
- o Specifying necessary measuring and test equipment including accuracy requirements.

4.1 SAMPLING

When sampling is used to verify acceptability of a group of items, the sampling procedures shall be based on recognized standard practices.

5.0 IN-PROCESS INSPECTION

Inspection of items in-process or under construction shall be performed for work activities where necessary to verify quality. If inspection of processed items is impossible or disadvantageous, indirect control by monitoring of processing methods, equipment, and personnel shall be provided.

REV. NO.	ISSUED	SECTION TITLE	PAGE NO.
0	5/19/88	INSPECTION	X-2



NNWSI PROJECT QA PLAN

N-QA-040
1/88

5.1 COMBINED INSPECTION AND MONITORING

Where a combination of inspection and process monitoring methods is used, it shall be performed in a systematic manner to ensure that the specified requirements for control of the process and quality of the item are being achieved throughout the duration of the process. Both inspection and process monitoring shall be provided when other techniques cannot provide adequate control.

5.2 CONTROLS

Where required, controls shall be established and documented for the coordination and sequencing of activities at established inspection points during successive stages of the conducted process or construction.

6.0 FINAL INSPECTION

Final inspection shall include a records review of the results and resolution of nonconformances identified by prior inspections. The final inspection shall be planned to reach a conclusion regarding conformance of the item to specified requirements.

6.1 INSPECTION REQUIREMENTS

Completed items shall be inspected for completeness, markings, calibration, adjustments, protection from damage, or other characteristics as required to verify the item's quality and conformance to specified requirements. If not previously examined, then quality records shall be examined for adequacy and completeness.

6.2 ACCEPTANCE

The item's acceptance shall be documented and approved by identified authorized personnel.

6.3 MODIFICATIONS, REPAIRS, OR REPLACEMENTS

Modifications, repairs, or replacements of items performed subsequent to final inspection shall require reinspection or retests, as appropriate, to verify acceptability.

7.0 IN-SERVICE INSPECTION

Required in-service inspection of structures, systems, or components shall be planned and executed by or for the organization responsible for operation.

REV. NO.	ISSUED	SECTION TITLE	PAGE NO.
0	5/19/88	INSPECTION	X-3

7.1 METHODS

Inspection methods shall be established and executed to verify that the characteristics of an item continue to remain within specific limits. Inspection methods shall include evaluation of performance capability of essential emergency and safety systems and equipment, verification of calibration and integrity of instruments and instrument systems, and verification of maintenance, as appropriate.

8.0 QUALIFICATION REQUIREMENTS

Appendix C of this document defines the requirements for the qualification of inspection and test personnel who perform inspection and testing to verify conformance to specified requirements for the purpose of acceptance. Appendix D defines the requirements for qualification of nondestructive examination personnel.

9.0 RECORDS

The following are the requirements for inspection records which shall be retained in accordance with Section XVII of this QAP.

9.1 INSPECTION RECORDS

As a minimum, inspection records shall identify the following:

- o Item or activity.
- o The date of the inspection.
- o Name of individual performing the inspection.
- o Name or names of personnel contacted during the inspection.
- o A description of the type of observation (method of inspection).
- o Inspection criteria including identification of drawing, specification, etc. (and applicable revision).
- o Equipment used during the inspection.
- o Evidence as to the acceptability of the results.
- o Acceptance statement.
- o References to information on action taken in connection with conditions adverse to quality, nonconformances and/or actions taken to resolve any discrepancies.

REV. NO.	ISSUED	SECTION TITLE	PAGE NO.
0	5/19/88	INSPECTION	X-4



NNWSI PROJECT QA PLAN

N-QA-040
1/88

9.2 PERSONNEL QUALIFICATION RECORDS

Records of personnel qualification shall be established and maintained by the employer. The actual examinations used to qualify personnel shall also be retained as part of the record files.

REV. NO.	ISSUED	SECTION TITLE	PAGE NO.
0	5/19/88	INSPECTION	X-5



NNWSI PROJECT QA PLAN

N-QA-040
1/88

SECTION XI

TEST CONTROL

1.0 GENERAL DISCUSSION

Tests required to verify conformance of an item to specified requirements and to demonstrate that items will perform satisfactorily in service shall be planned and executed. Characteristics to be tested and test methods to be employed shall be specified. The test procedures shall be implemented by trained and appropriately qualified personnel. The requirements of this section apply to engineered items and do not apply to scientific investigation activities.

2.0 TEST REQUIREMENTS

Test requirements and acceptance or rejection criteria, including required levels of precision and accuracy, shall be provided or approved by the organization responsible for the design of the item to be tested, unless otherwise designated. Required tests, including, as appropriate, prototype qualification tests, production tests, proof tests prior to installation, construction tests, pre-operational tests, and operational tests shall be controlled. Test requirements and acceptance or rejection criteria shall be based upon specified requirements contained in applicable design or other pertinent technical documents.

3.0 TEST PROCEDURES

3.1 TEST INSTRUCTIONS, PROCEDURES AND DRAWINGS

Instructions, procedures, and drawings for tests shall be prepared in accordance with the requirements of Section V of this document. Test procedures or instructions shall contain criteria for determining when a test is required and how the test is performed.

3.2 TEST PREREQUISITES

Test procedures shall include or reference test objectives and provisions for assuring that prerequisites for the given test have been met, that adequate instrumentation is available and used, that necessary monitoring is performed, and that suitable environmental conditions are maintained. Prerequisites shall include the following, as applicable: (1) calibrated instrumentation, (2) appropriate equipment, (3) completeness of item to be tested, (4) trained or appropriately qualified personnel, (5) condition of test equipment and the item to be tested, (6) suitable and controlled environmental conditions, and (7) provisions for data acquisition and storage.

REV. NO.	ISSUED	SECTION TITLE	PAGE NO.
1	7/27/88	TEST CONTROL	XI-1



NNWSI PROJECT QA PLAN

N-QA-040
1/88

3.3 REVIEW OF PROCEDURES

Test plans and procedures shall be reviewed in accordance with the verification requirements defined in Paragraph 2.4 of Section III of this document. They shall prescribe mandatory inspection hold points (as required), methods of documenting test data and results, and methods of data analysis.

3.4 POTENTIAL SOURCES OF ERROR

The potential sources of uncertainty and error in test procedures which must be controlled and measured to assure that tests are well controlled shall be identified.

3.5 ALTERNATIVES

In lieu of specifically prepared written test procedures, appropriate sections of related documents, such as American Society for Testing and Materials (ASTM) methods, Supplier manuals, equipment maintenance instructions, or approved drawings or travelers with acceptance criteria, can be used. Such documents shall include adequate instructions to assure the required quality of work.

4.0 TEST RESULTS

Test results shall be documented and their conformance with acceptance criteria evaluated by a responsible authority to assure that test requirements have been satisfied.

5.0 TEST RECORDS

Test records shall, as a minimum, identify the following:

- o Item tested.
- o Date of test.
- o Tester or data recorder identification.
- o Type of observation.
- o Results and acceptability.
- o Action taken in connection with any deviations noted.
- o Person evaluating results.

REV. NO.	ISSUED	SECTION TITLE	PAGE NO.
1	7/27/88	TEST CONTROL	XI-2



NNWSI PROJECT QA PLAN

N-QA-040
1/88

SECTION XII

CONTROL OF MEASURING AND TEST EQUIPMENT

1.0 GENERAL

1.1 MAINTAINING ACCURACY OF EQUIPMENT

Measures shall be established to ensure that tools, gages, instruments, and other measuring and test equipment used in activities that affect quality are properly controlled, calibrated, and adjusted at specified periods to maintain accuracy within necessary limits.

1.2 SCOPE OF CONTROL PROGRAM

The Quality Assurance Program Plans (QAPPs) of the Participating Organizations and Nevada Test Site (NTS) Support Contractors shall define the scope and methodology of their program for the control of measuring and test equipment. This shall include all measuring and test equipment or systems used to calibrate, measure, gage, test, or inspect either to control or to acquire data to verify conformance to a specified requirement, or to establish characteristics or values not previously known.

1.3 DESCRIPTION OF RESPONSIBILITIES

The responsibilities of all organizations shall be described for the establishment, implementation and assurance that the calibration program is effective.

2.0 PURPOSE OF EQUIPMENT.

Measuring and test equipment are devices or systems used to calibrate, measure, gage, test, or inspect either to control or to acquire data to verify conformance to a specified requirement, or to establish characteristics or values not previously known.

Specific requirements for control of measuring and test equipment are listed below:

2.1 SELECTION

Selection of measuring and test equipment shall be controlled to assure that such equipment is of proper type, range, accuracy, and tolerance to accomplish the function of determining conformance to specified requirements. The type, range, accuracy and tolerance of a measuring device shall be specified in test and inspection procedures. Each device shall have a unique identification number. This number shall be recorded on the data sheet, log, etc., along with the measurement taken, to ensure traceability to the measurement of the device that was used to take the measurement.

1

REV. NO.	ISSUED	SECTION TITLE	PAGE NO.
1	7/27/88	CONTROL OF MEASURING AND TEST EQUIPMENT	XII-1



NNWSI PROJECT QA PLAN

N-QA-040
1/88

2.2 CALIBRATION

Measuring and test equipment shall be calibrated against certified equipment having known valid relationships to the National Bureau of Standards or other nationally recognized standards and shall be calibrated, adjusted, and maintained at prescribed intervals. If no nationally recognized standards exist, the basis for calibration shall be documented. Calibrating standards shall have equal or greater accuracy than equipment being calibrated. Calibrating standards with the same accuracy may be used if it can be shown to be adequate for the requirements and the basis of acceptance is documented and authorized by responsible management. The management authorized to perform this function shall be identified.

2.3 CONTROL

The method and interval of calibration for each item shall be defined, based on the type of equipment, stability characteristics, required accuracy, precision, intended use, degree of usage, and other conditions that affect measurement control. Measuring and test equipment must be labeled, tagged, or otherwise documented in a fashion which indicates the due date of the next calibration and to provide traceability to calibration data. If measuring and test equipment is found to be out of calibration, an evaluation shall be made and documented of the validity of previous results obtained and of the acceptability of items previously inspected, tested or data gathered since the last calibration. Devices that are out of calibration shall be tagged or segregated and shall not be used until they have been recalibrated. If any measuring or test equipment is found to be out of calibration consistently, then it shall be repaired or replaced. A calibration shall be performed when the accuracy of equipment is suspect.

2.4 COMMERCIAL DEVICES

Calibration and control measures are not required for rulers, tape measure, levels, and other such devices, if normal commercial equipment provides adequate accuracy.

2.5 HANDLING AND STORAGE

Measuring and test equipment shall be handled properly and stored to maintain accuracy.

2.6 RECORDS

Records shall be maintained and equipment shall be marked suitably to indicate calibration status. Calibration records shall identify the calibration procedure (including revision) utilized to perform the calibration.

REV. NO.	ISSUED	SECTION TITLE	PAGE NO.
1	7/27/88	CONTROL OF MEASURING AND TEST EQUIPMENT	XII-2



NNWSI PROJECT QA PLAN

N-QA-040
1/88

SECTION XIII

HANDLING, SHIPPING, AND STORAGE

1.0 GENERAL REQUIREMENTS

Measures shall be established to control the packaging, handling, storage, shipping, cleaning, and preservation of material and equipment to prevent damage, loss, or deterioration. Handling, storage, and shipping of items shall be conducted in accordance with established work and inspection instructions, drawings, specifications, shipment instructions, or other pertinent documents or procedures specified for use in conducting the activity. Specific requirements are listed below.

1.1 SPECIAL EQUIPMENT AND PROTECTIVE ENVIRONMENTS

When required for particular items, special equipment (e.g., containers, shock absorbers, and accelerometers) and special protective environments (e.g., an inert gas atmosphere, specific moisture content levels, and temperature levels) shall be specified and provided, and their existence shall be verified.

1.2 SPECIFIC PROCEDURES

When they are required for critical, sensitive, perishable, or exceptionally expensive articles, specific procedures for handling, storage, packaging, shipping, and preservation shall be used.

1.3 INSPECTION AND TESTING OF SPECIAL TOOLS AND EQUIPMENT

Special handling tools and equipment shall be utilized and controlled as necessary to ensure safe and adequate handling. Special handling tools and equipment shall be inspected and tested in accordance with procedures and at specified time intervals to verify that the tools and equipment are maintained adequately.

1.4 OPERATORS OF SPECIAL EQUIPMENT

Operators of special handling and lifting equipment shall be experienced or trained to use the equipment.

1.5 MARKING AND LABELING

Instructions for marking and labeling for packaging, shipment, handling, and storage of items shall be established as necessary to adequately identify, maintain, and preserve the item, including indication of the presence of special environments or the need for special controls.

REV. NO.	ISSUED	SECTION TITLE	PAGE NO.
0	5/19/88	HANDLING, SHIPPING, AND STORAGE	XIII-1



NNWSI PROJECT QA PLAN

N-QA-040
1/88

SECTION XIV

INSPECTION, TEST, AND OPERATING STATUS

1.0 INDICATION OF STATUS

The requirements of this section apply to engineered items and do not apply to scientific investigations. The status of inspection and test activities shall be identified either on the items or in documents traceable to the items where it is necessary to assure that required inspections and tests are performed and to assure that items which have not passed the required inspections and tests are not inadvertently installed, used, or operated. Status indicators shall also provide for indicating the operating status of systems and components of the facility, such as by tagging valves and switches, to prevent inadvertent operation.

2.0 METHODS OF INDICATING STATUS

Status shall be maintained through indicators, such as physical location and tags, markings, travelers, stamps, inspections records, or other suitable means. Procedures describing status indicators and their use shall contain current actual examples of each type indicator.

3.0 APPLICATION AND REMOVAL OF STATUS INDICATORS

The authority for application and removal of status indicating tags, markings, labels, and stamps shall be specified in procedures governing inspection, test, and operating status.

REV. NO.	ISSUED	SECTION TITLE	PAGE NO.
0	5/19/88	INSPECTION, TEST, AND OPERATING STATUS	XIV-1

SECTION XV

CONTROL OF NONCONFORMING ITEMS

1.0 GENERAL REQUIREMENTS

Measures shall be established to control items that do not conform to requirements to prevent their inadvertent installation or use. These measures shall include documented procedures for identification, documentation, evaluation, segregation (when practical), disposition, and notification to affected organizations. All personnel involved in Nevada Nuclear Waste Storage Investigations (NNWSI) Project activities are responsible for reporting nonconformances in accordance with their established nonconformance control procedures. These procedures shall be consistent with the minimum requirements listed below.

1.1 IDENTIFICATION

1.1.1 METHOD OF IDENTIFICATION

Identification of nonconforming items shall be made by marking, tagging, or other methods that shall not adversely affect the end use of the item. The identification shall be legible, easily recognizable, and shall contain the nonconformance report number. The nonconformance report number shall be a sequential number preceded by an organizational acronym (e.g, LLNL-1, USGS-6, etc). If tags are used, they shall be securely attached to avoid loss during handling.

1.1.2 EXCEPTIONS

If identification of each nonconforming item is not practical, the container, package, or segregated storage area, as appropriate, shall be identified.

1.1.3 CONDITIONAL RELEASE

Work on the nonconforming item shall be stopped until completion of the action specified in the Nonconformance Report (NCR) disposition. If only a specific portion of the item is in nonconformance, then that specific area shall be identified and work may proceed on the remaining areas. If work on a nonconforming item must be continued (conditional release) prior to implementation of the disposition, the Waste Management Project Office (WMPO) shall approve such continuance. Requests for conditional releases on nonconforming items shall include documented justification that the following conditions are met:

- o The nonconforming item can be removed or corrected at a later date without damage to, or contamination of the associated permanent facility equipment or structures.

REV. NO.	ISSUED	SECTION TITLE	PAGE NO.
0	5/19/88	CONTROL OF NONCONFORMING ITEMS	XV-1



NNWSI PROJECT QA PLAN

N-QA-040
1/88

- o The nonconforming item remains accessible for inspection.
- o The nonconforming item is evaluated and limitation(s) for use of the equipment or system is established.
- o Traceability and identification of the nonconforming item are maintained.

1.2 LOGGING

1.2.1 NONCONFORMANCE CONTROL LOG

Each NNWSI Project participant shall maintain a nonconformance control log to track nonconforming items. This log shall contain the following information:

- o The nonconformance report number.
- o A brief description of the nonconforming condition.
- o Identification of the person or organization responsible for determining and carrying out the nonconformance disposition.
- o The status of each nonconformance report (open or closed).

1.3 SEGREGATION

1.3.1 HOLD AREA

When practical, nonconforming items shall be segregated by placing them in a clearly identified and designated hold area until they are dispositioned properly.

1.3.2 ALTERNATIVE

When segregation is impractical or impossible because of physical conditions, such as size, weight, or access limitations, other precautions shall be employed to preclude inadvertent use of a nonconforming item.

1.4 DISPOSITION

1.4.1 NONCONFORMANCE CHARACTERISTICS

Nonconforming characteristics shall be reviewed and recommended dispositions of nonconforming items shall be proposed and approved in accordance with documented procedures. Further processing, delivery, installation, or use of a nonconforming item shall be controlled pending an evaluation and an approved disposition by authorized personnel. Distribution of nonconformance documentation shall be to all affected organizations.

REV. NO.	ISSUED	SECTION TITLE	PAGE NO.
0	5/19/88	CONTROL OF NONCONFORMING ITEMS	XV-2



NNWSI PROJECT QA PLAN

N-QA-040
1/88

1.4.2 RESPONSIBILITY AND AUTHORITY

The responsibility and authority for the evaluation, disposition, and close-out of nonconforming items shall be defined and documented. Those personnel assigned signature approval of the disposition shall be identified. Quality Assurance (QA) responsibilities relating to nonconformances shall be described.

1.4.3 PERSONNEL

Personnel performing evaluations to determine a disposition shall have demonstrated competence in the specific area that they are evaluating, have an adequate understanding of the requirements, and have access to pertinent background information.

1.4.4 DISPOSITIONING OF NCR

The person or organization assigned the responsibility of dispositioning the NCR shall ensure the following:

- o Nonconformance documentation adequately identifies and describes the nonconformance.
- o Appropriate justification for the disposition has been documented. In the case of use-as-is or repair dispositions, technical justification is required. The as-built records, if such records are required, shall reflect the accepted deviation.
- o The disposition has referenced any approved design documents, procedures, plans, work orders, etc., that are to be used for the correction of the nonconforming condition.
- o The technical details for correction of the nonconforming condition are adequate for the recommended disposition.
- o If continuance has been requested, justification for the activity to continue has been documented and approved by the appropriate WMPO Branch Chief and the WMPO PQM.
- o The disposition complies with existing design documents, test plans or procedures, reports, and regulatory requirements.
- o If a change to reflect the as-built condition is appropriate, then the disposition addresses action to change the existing design documents, test plans or procedures, reports, etc. Any documents changed shall also be cross referenced on the NCR.
- o Disposition has identified and documented the correction as repair, rework, use-as-is, or reject/scrap.
- o Disposition has identified the people or organization responsible to implement the disposition.

REV. NO.	ISSUED	SECTION TITLE	PAGE NO.
0	5/19/88	CONTROL OF NONCONFORMING ITEMS	XV-3



NNWSI PROJECT QA PLAN

N-QA-040
1/88

- o The cause of the nonconforming condition has been described.
- o Action needed to preclude recurrence has been documented, if appropriate.

1.4.5 WMPO APPROVAL

In those cases where the responsible organization proposes a disposition of "repair", WMPO shall approve the proposed disposition prior to implementation. In the case of a proposed disposition of "use-as-is", the NCR shall be forwarded to WMPO for approval after all actions necessary to support technical justification of the disposition have been completed. The appropriate WMPO Branch Chief and the WMPO PQM shall approve NCR dispositions involving "repair" or "use-as-is" determinations and conditional release recommendations.

1.4.6 CORRECTIVE ACTION

The action taken to correct the nonconforming item shall be verified and documented. Repaired or reworked items shall be reexamined in accordance with applicable procedures and with the original acceptance criteria, unless the nonconforming item disposition has established alternate acceptance criteria.

1.4.7 INTERFACES

Internal interfaces between organizational units and external interfaces between NNWSI Project participants shall be clearly described.

2.0 REPETITIVE NONCONFORMANCES

When repetitive or recurring nonconforming conditions are identified, an evaluation shall be made as to whether or not further programmatic corrective action is warranted to preclude repetition. This corrective action shall be beyond the scope of the action taken for the disposition on the existing NCRs and shall be processed in accordance with corrective action procedures developed by each NNWSI Project participant.

3.0 TRENDING

Nonconformance reports shall be periodically analyzed by the QA organization to show quality trends and to help identify root causes of nonconformances. Results shall be reported to upper management for review and assessment.

REV. NO.	ISSUED	SECTION TITLE	PAGE NO.
0	5/19/88	CONTROL OF NONCONFORMING ITEMS	XV-4



NNWSI PROJECT QA PLAN

N-QA-040
1/88

4.0 DISTRIBUTION OF DOCUMENTS

Copies of nonconformance reports for items shall be sent to the WMPO PQM and the SAIC/T&MSS Project QA Department (QA Engineering Division Manager) by the originating organization upon issuance and upon closure. The original nonconformance reports shall be sent to the WMPO for approval as required by Paragraph 1.4.5 of this section.

REV. NO. 0	ISSUED 5/19/88	SECTION TITLE CONTROL OF NONCONFORMING ITEMS	PAGE NO. XV-5
---------------	-------------------	---	------------------



NNWSI PROJECT QA PLAN

N-QA-040
1/88

SECTION XVI

CORRECTIVE ACTION

1.0 GENERAL

A corrective action system is to be defined in the Quality Assurance Program Plan (QAPP) of each Nevada Nuclear Waste Storage Investigations (NNWSI) Project Participant and NTS Support Contractor. This system shall ensure that conditions adverse or potentially adverse to quality are identified promptly and corrected as soon as practical.

1.1 SIGNIFICANT ADVERSE CONDITIONS

For significant conditions adverse to quality the identification, cause, and corrective action taken to preclude recurrence shall be documented and reported to immediate management and upper levels of management for review and assessment. A significant condition adverse to quality is one which, if not corrected, could have a serious effect on safety or operability. Significant conditions include, but are not limited to breakdowns in the Quality Assurance program and repetitive nonconformances. Upon discovering or receiving notification that a significant condition adverse to quality or unusual occurrence exists, each NNWSI Project Participant shall ensure that:

- o Immediate actions have been taken to remedy the specific condition(s).
- o Causative factors have been determined.
- o Controls have been reviewed, implemented, monitored and revised, if necessary.
- o Affected managers at all levels have been notified of adverse condition(s) and of lessons to be learned to improve conditions or avoid similar occurrences.

1.2 FOLLOW-UP ACTION

The QA organization shall document concurrence of the adequacy of proposed corrective actions to assure that QA requirements will be satisfied. Follow-up action shall be taken by the QA organization to verify proper implementation of this corrective action and to close out the corrective action. The organization responsible for implementing the corrective action shall assure that the corrective action is completed in a timely manner.

1.3 CORRECTIVE ACTION

Corrective action reports shall be periodically analyzed by the QA organization to show quality trends. Results shall be reported to upper management for review and assessment.

REV. NO.	ISSUED	SECTION TITLE	PAGE NO.
0	5/19/88	CORRECTIVE ACTION	XVI-1



NNWSI PROJECT QA PLAN

N-QA-040
1/88

2.0 DISTRIBUTION OF DOCUMENTS

Copies of corrective action reports shall be sent to the SAIC/T&MSS Project QA Department (QA Engineering Division Manager) by the originating organization upon issuance and closure. Those that document significant conditions adverse to quality shall be reported to the appropriate OCRWM Associate Director.

| 0

REV. NO.	ISSUED	SECTION TITLE	PAGE NO.
0	5/19/88	CORRECTIVE ACTION	XVI-2



NNWSI PROJECT QA PLAN

N-QA-040
1/88

SECTION XVII

QUALITY ASSURANCE RECORDS

1.0 GENERAL REQUIREMENTS

Records that furnish documentary evidence of quality shall be specified, prepared, and maintained in accordance with NNWSI Administrative Procedures which shall meet the requirements of this Section. This shall include the requirements that all documents be legible, identifiable, and retrievable.

1.1 DEFINITION

A document or other item is not considered to be a Quality Assurance Record until it satisfies the definition of a Quality Assurance Record as defined below. The term records, used throughout this Section is to be interpreted as Quality Assurance Records. Quality Assurance Records include (1) individual documents that have been executed, completed, and approved and that furnish evidence of the quality and completeness of data (including raw data), and activities affecting quality; (2) documents prepared and maintained to demonstrate implementation of quality assurance programs (e.g., audit, surveillance, and inspection reports); (3) procurement documents; (4) other documents, such as plans, correspondence, documentation of telecons, specifications, technical data, books, maps, papers, photographs, and data sheets; (5) magnetic media; and (6) other materials that provide data and document quality, regardless of the physical form or characteristic. A completed record is a document that will either receive no more entries or whose revision would normally consist of the reissue of the document; and is signed and dated by the originator and, as applicable, by personnel authorized to approve the document. Records shall be distributed, handled and controlled in accordance with written procedures. All records (including superceded records) shall be retained for the NNWSI Project.

1.2 ESTABLISHING A RECORD SYSTEM

A record system or systems shall be established by each NNWSI Project participant at the earliest practicable time consistent with the schedule for accomplishing work activities.

1.2.1 RECORDS MANAGEMENT

The record system shall be defined, implemented, and enforced in accordance with written procedures, instructions, or other documentation prepared in accordance with Section V of this document. The records management activities to be performed by the NNWSI Project Participating Organizations, Nevada Test Site (NTS) Support Contractors, and the Waste Management Project Office (WMPO) when processing QA records are detailed in the NNWSI Project Administrative Procedures Manual.

REV. NO.	ISSUED	SECTION TITLE	PAGE NO.
0	5/19/88	QUALITY ASSURANCE RECORDS	XVII-1



NNWSI PROJECT QA PLAN

N-QA-040
1/88

The WMPO shall prepare a NNWSI Project Information Management System Plan and shall submit the plan to OCRWM for review and approval. The records management plan shall:

- o Identify the types of records to be generated, purchased, or maintained, including all records referenced in pertinent final reports and other documents.
- o Identify the methods to be used to comply with all applicable records requirements, including those to be used to control in-process records.
- o Identify and define the responsibilities of pertinent organizations, including the QA organization.

Consistent with applicable regulatory requirements, the WMPO shall establish requirements concerning record types and retention that shall include duration, location, and assigned responsibility.

1.2.2 MINIMUM RECORDS

Sufficient records shall be specified, prepared, and maintained to furnish documented evidence of activities that affect quality. The records shall include at least the following: operating logs, the results of reviews, inspections, tests, audits, monitoring of work performance, and materials analyses. Also, the records shall include closely related data such as qualifications of personnel, procedures, and equipment. A list of typical QA records is contained in Appendix E.

1.2.3 CONTROL OF RECORDS

Requirements and responsibilities for record transmittal, distribution, retention, maintenance, and disposition of QA records shall be established and documented.

1.3 PRESERVATION OF RECORDS

The procedure that defines the implementation of the record system for each organization shall identify measures to be implemented for the preservation and safe-keeping of the records before storage and for the prevention of delays between record completion and storage at the Project Record Center.

1.4 RETENTION CLASSIFICATION

For purposes of record retention, all NNWSI Project records are classified as lifetime records and are required to be retained for the life of the Project.

REV. NO.	ISSUED	SECTION TITLE	PAGE NO.
0	5/19/88	QUALITY ASSURANCE RECORDS	XVII-2



NNWSI PROJECT QA PLAN

N-QA-040
1/88

2.0 GENERATION OF RECORDS

2.1 RECORDS SPECIFICATION

The applicable design specifications, procurement documents, implementing procedures, operational procedures, or other documents shall specify the records to be generated, supplied, or maintained by or for the WMPO.

2.1.1 QUALITY OF RECORDS

Documents that are designated to become records shall be legible, identifiable, accurate, complete, reproducible, microfilmable, and appropriate to the work accomplished.

2.1.2 COMPLETION OF RECORDS

Documents that are designated to become records shall be completed in accordance with the methods specified in the NNWSI Project Administrative Procedures Manual.

3.0 VALIDATION OF RECORDS

3.1 METHODS OF VALIDATION

Documents shall be considered valid records only if stamped, initialed, or signed and dated by authorized personnel, or otherwise authenticated in accordance with approved procedures. These records may be originals or reproduced copies. Authentication may take the form of a statement by the responsible individual or organization. Handwritten signatures are not required if the document is clearly identified as a statement by the reporting individual or organization.

3.2 AUTHENTICATION LIST

Each organization shall maintain a list which contains the signature and initials of the personnel authorized to authenticate records.

4.0 RECEIPT OF RECORDS

4.1 RECEIPT CONTROL

Each organization that is responsible for the receipt of records shall designate a person or organization to be responsible for receiving the records. The designee shall be responsible for organizing and implementing a system of receipt control of records for permanent and temporary storage in accordance with approved procedures. Each receipt control system shall be structured to permit a current and accurate assessment of the status of records during the receiving process. As a minimum, the receipt control system shall include the following:

REV. NO.	ISSUED	SECTION TITLE	PAGE NO.
0	5/19/88	QUALITY ASSURANCE RECORDS	XVII-3



NNWSI PROJECT QA PLAN

N-QA-040
1/88

- o A method for designating the required records.
- o A method for identifying the records received.
- o Procedures for receipt and inspection of incoming records.
- o A method for submittal of completed records to the storage facility without unnecessary delay.

4.2 PROTECTION OF RECORDS

The individual or organization responsible for receiving records shall provide protection from damage, deterioration, or loss during the time that the records are in their possession.

5.0 RECORDS IDENTIFICATION

5.1 IDENTIFICATION DESIGNATION

Records or indexing systems, or both, shall provide sufficient information to permit identification between the record and the items or activities to which it applies. Records shall be clearly identified by a unique number or other designation which is directly traceable to controlling programmatic information (e.g., project, contract number, task number, preparing organization, author, date, title, subject, etc.). This unique identification number or other designation shall not be repeated anywhere in the Nevada Nuclear Waste Storage Investigations (NNWSI) Project. The Waste Management Project Office (WMPO) or its designee shall review and approve the records identification system of all its contractors and subcontractors to ensure consistency.

5.2 INDEXING SYSTEM

The records shall be indexed and the indexing system or systems shall include, as a minimum, the location of the record within the records system or systems.

6.0 PERMANENT STORAGE FACILITY

Records shall be controlled from the time they are complete until the time they are stored in a permanent storage facility. Temporary storage, preservation, safe keeping, and retrievability of completed records shall be in accordance with the requirements applicable to the permanent storage of records. The use of dual storage facilities is an acceptable alternative to a single fire-rated, environmentally controlled facility.

REV. NO.	ISSUED	SECTION TITLE	PAGE NO.
0	5/19/88	QUALITY ASSURANCE RECORDS	XVII-4



NNWSI PROJECT QA PLAN

N-QA-040
1/88

6.1 STORAGE LOCATION

The records shall be stored in a predetermined location or locations that meets the requirements of applicable standards, codes, and regulatory agencies.

6.2 STORAGE PROCEDURE

Before the records are stored, a written storage procedure shall be prepared and responsibility assigned for enforcing the requirements of that procedure. As a minimum, this procedure shall include the following:

- o A description of the storage facility.
- o The filing system to be used.
- o The method for verifying that the records received are legible and are in agreement with the transmittal document.
- o The method of verifying that the records are those designated (see Paragraph 4.1 of this section).
- o The rules governing access to and control of the files.
- o The method for maintaining control of and accountability for records removed from the storage facility.
- o A method for filing supplemental information (see Paragraph 9.0 of this section).

7.0 PRESERVATION

Records shall be stored in a manner approved by the organization or organizations responsible for storage. In order to preclude deterioration of the records, the following requirements shall apply:

- o Provisions shall be made in the storage arrangement to prevent damage from moisture, temperature, and pressure.
- o Records shall be firmly attached in binders or placed in folders or envelopes for storage in steel file cabinets or on shelving in containers.
- o Provisions shall be made for special processed records (e.g., radiographs, photographs, negatives, microfilm, magnetic material, etc.) to prevent damage from excessive light, stacking, electromagnetic fields, temperature, and humidity.

REV. NO.	ISSUED	SECTION TITLE	PAGE NO.
0	5/19/88	QUALITY ASSURANCE RECORDS	XVII-5



NNWSI PROJECT QA PLAN

N-QA-040
1/88

8.0 SAFEKEEPING

8.1 MEASURES TO PRECLUDE ENTRY

Measures shall be established to preclude the entry of unauthorized personnel in the storage area. These measures shall guard against larceny and vandalism.

8.2 REPLACEMENT, RESTORATION, OR SUBSTITUTION

Measures shall be taken to provide for replacement, restoration, or substitution of lost or damaged records. These measures shall be accomplished within 90 days following determination that either a record has been lost or a record has been damaged to a degree that it is no longer complete or legible.

9.0 CORRECTED INFORMATION IN RECORDS

9.1 METHOD

Records may be corrected in accordance with written procedures that provide for appropriate review or approval by the originating organization.

9.2 IDENTIFICATION

The correction shall include the date and the identification of the person authorized to issue such correction and shall not obliterate the corrected data.

10.0 STORAGE FACILITY

The following requirements apply to both permanent and temporary record storage facilities.

10.1 CONSTRUCTION AND MAINTENANCE OF FACILITY

Records shall be stored in facilities constructed and maintained in a manner that minimizes the risk of damage or destruction from natural disasters, such as winds, floods, or fires; environmental conditions such as high and low temperatures and humidity; and infestation of insects, mold, or rodents.

10.2 METHODS

The two satisfactory methods of providing storage facilities are (1) single and (2) dual; these are detailed in the following sections.

REV. NO.	ISSUED	SECTION TITLE	PAGE NO.
0	5/19/88	QUALITY ASSURANCE RECORDS	XVII-6



NNWSI PROJECT QA PLAN

N-QA-040
1/88

10.2.1 SINGLE FACILITY

Design and construction of a single record storage facility shall meet the following criteria:

- o It shall have reinforced concrete, concrete block, masonry, or equal construction.
- o It shall have a floor and roof with drainage control and if a floor drain is provided, then a check valve (or equivalent device) shall be included.
- o It shall have doors, structures and frames, and hardware that shall be designed to comply with the requirements of a minimum two hour fire rating.
- o Sealant shall be applied over walls as a moisture or condensate barrier.
- o Surface sealant shall be placed on the floor to provide a hard wearing surface to minimize concrete dusting.
- o It shall have foundation sealant and provisions for drainage.
- o It shall have forced-air circulation with a filtration system.
- o It shall have a fire protection system.
- o Only those penetrations used exclusively for fire protection, communication, lighting, or temperature and humidity control are allowed. All such penetrations shall be sealed or dampered to comply with the minimum two-hour fire protection rating.
- o The construction details shall be reviewed for adequacy of protection of contents by a person who is competent in the technical field of fire protection and fire extinguishing.
- o If the facility is located within a building or structure, then the environment and construction of that building can provide a portion or all of these criteria.

10.2.2 ALTERNATE SINGLE FACILITIES

The following are acceptable alternatives to the criteria for a single facility:

- o Two-hour fire rated vault that meets National Fire Protection Association (NFPA) 232-1975.
- o Two-hour fire rated Class B file containers that meet the requirements of NFPA 232-1975.

REV. NO.	ISSUED	SECTION TITLE	PAGE NO.
0	5/19/88	QUALITY ASSURANCE RECORDS	XVII-7



NNWSI PROJECT QA PLAN

N-QA-040
1/88

○ Two-hour fire rated file room that meets the requirements of NFPA 232-1975 with the following additional provisions.

- An early-warning fire detection and automatic fire suppression capability with electronic supervision at a constantly attended central station.
- Records storage in fully enclosed metal cabinets.
- Adequate access and aisle ways.
- Work that is not associated directly with record storage or retrieval shall be prohibited in the file room.
- Smoking, eating, or drinking shall be prohibited in the file room.
- Two-hour fire rated dampers or doors in all boundary penetrations.

10.2.3 DUAL FACILITIES

If storage at dual facilities for each record is provided, then the facilities shall be at locations sufficiently remote from each other to eliminate the chance of exposure to a simultaneous hazard. Neither facility is required to satisfy the requirements of Paragraphs 10.2.1 or 10.2.2 but shall meet the other requirements of this document.

11.0 RETRIEVAL

11.1 PROVISIONS

Storage systems shall provide for retrieval of information in accordance with planned retrieval times based upon the record type. Final reports shall contain a listing, by unique number or other designation, that enables prompt retrieval of all documents used to compile or evaluate the report. This listing shall include, as a minimum, all referenced documents, peer review or other review documents, computer codes, data sheets, procedures, and test plans. All documents referenced by final reports, except readily available references such as encyclopedias, dictionaries, engineers handbook, etc., shall be retrievable from the Records Management System (RMS).

11.2 PERSONNEL

A list shall be maintained that designates those personnel who shall have access to the files.

REV. NO.	ISSUED	SECTION TITLE	PAGE NO.
0	5/19/88	QUALITY ASSURANCE RECORDS	XVII-8



NNWSI PROJECT QA PLAN

N-QA-040
1/88

11.3 ACCESSIBILITY

Records maintained by a Participating Organization or Nevada Test Site (NTS) Support Contractor at their facility or other location (on an interim or other basis) shall be accessible to the WMPO or its designated alternate.

12.0 DISPOSITION

12.1 ACCESSIBILITY AT VARIOUS LOCATIONS

Records that are accumulated at various locations, prior to transfer, shall be made accessible to the WMPO either directly or through the procuring organization.

12.2 CUSTODIAN

The custodian shall inventory the submittals, acknowledge receipt, and process these records in accordance with this document or the procedures implementing this document.

12.3 REQUIREMENTS OF REGULATORY AGENCIES

Various regulatory agencies have requirements concerning records that are within the scope of this document. The most stringent requirements shall be used to determine final dispositions.

REV. NO.	ISSUED	SECTION TITLE	PAGE NO.
0	5/19/88	QUALITY ASSURANCE RECORDS	XVII-9



NNWSI PROJECT QA PLAN

N-QA-040
1/88

SECTION XVIII

AUDITS

1.0 GENERAL REQUIREMENTS

All Nevada Nuclear Waste Storage Investigations (NNWSI) Project activities will be subject to planned and scheduled internal and external audits to assure that procedures and activities comply with the overall Quality Assurance (QA) program and to determine their effectiveness. Each NNWSI Project participant shall include in their Quality Assurance Program Plan (QAPP) a system of planned, periodic audits to provide an objective evaluation of the quality-related practices, procedures, instructions, activities, and items including the review of documents and records to ensure that the QA program is effective and properly implemented. The audits shall be performed in accordance with written procedures using checklists by appropriately trained personnel who do not have direct responsibility for performing the activities being audited. Audit results shall be documented, reported to, and reviewed by responsible management. Tracking systems shall be instituted for audit findings to assure that all findings are appropriately addressed and to identify quality trends. All deficiencies, nonconformances, and potential quality problems identified during the audit are to be documented and monitored until verification of effective corrective action is made. The audited organization shall describe in a formal report the corrective action to be taken to address findings, and shall submit the report to the auditing organization and their own responsible management.

Followup action, including verification of corrective action or reaudit of specific areas, shall be performed.

1.1 NNWSI PROJECT AUDITS

The NNWSI Project audit program will be executed at the Project level by the Waste Management Project Office (WMPO) and at the activity level by individual Participating Organizations and NTS Support Contractors.

1.1.1 WMPO AUDITS

The SAIC/T&MSS Project QA Department shall develop a schedule defining the WMPO audits planned for each fiscal year. This schedule shall be approved and issued by the WMPO as an annual planning document. As a minimum, WMPO shall audit all NNWSI Project participants annually. The audits shall cover the entire scope of the participants' QAPP. Additional audits may be conducted when a unique need arises or when an audit is requested by a Participating Organization or NTS Support Contractor. Participating Organizations and NTS Support Contractors shall be audited to verify the effectiveness and adequacy of implementation of all elements of their respective QAPPs and this QA Plan. These audits will eliminate the need for Participating Organizations or NTS

REV. NO.	ISSUED	SECTION TITLE	PAGE NO.
1	7/27/88	AUDITS	XVIII-1



NNWSI PROJECT QA PLAN

N-QA-040
1/88

Support Contractors to conduct audits of each other. Representatives of the Participating Organizations, or NTS Support Contractors, or both may be invited to participate in a WMPO audit when the audited organization's activities are of mutual interest. Copies of audit documents for the WMPO audits shall be sent to the audited organization. The WMPO shall also conduct internal audits, which cover the complete WMPO QAPP and this QAP, on an annual basis.

1.1.2 PARTICIPATING ORGANIZATION AND NTS SUPPORT CONTRACTOR AUDITS

Each Participating Organization and NTS Support Contractor shall conduct internal (covering their entire QAPP, on an annual basis) and external (direct subcontractor) audits of activities under its direct control, but they will not conduct audits of each other. These audits will be scheduled, planned, conducted, and reported as described in their respective QAPPs and this Quality Assurance Plan (QAP). External and internal audit schedules, dates, and changes thereto, shall be sent to the SAIC/T&MSS Project QA Department (QA Verification Division Manager). Audit schedules shall identify the date of the audit, the activities to be audited, and the requirements to which the activities are to be audited.

1.2 SCHEDULING

Internal and external QA audits, shall be scheduled in a manner that shall provide coverage and coordination with ongoing QA program activities. Audits shall be scheduled at a frequency commensurate with the status and importance of the activity and shall be initiated early enough to assure effective QA. Each NNWSI Project Participant shall perform or arrange for annual evaluations of suppliers. This evaluation shall be documented and shall take into account, where applicable, (1) review of supplies furnished documents and records such as certificates of conformance, nonconformance notices, and corrective actions; (2) results of previous source verifications, audits, and receiving inspections; (3) operating experience of identical or similar products furnished by the same supplier; and (4) results of audits from other sources, e.g., customer, ASME, or NRC audits.

1.2.1 INTERNAL AUDITS

Applicable elements of an organization's QAPP shall be audited at least annually or at least once during the life of the activity, whichever is shorter. The scope of the audit shall be established by: considering the results of any previous audits, the nature and frequency of identified deficiencies, and any significant changes in personnel, organization, or in the QA program.

1.2.2 EXTERNAL AUDITS

Elements of an external organization's QA program shall be audited at least annually or once during the life of the activity, whichever is the shorter period, with the following exception: If the activity is less than four months in duration, an audit is not required to be performed unless an audit is necessary due to the complexity or importance of the activity being performed.

REV. NO.	ISSUED	SECTION TITLE	PAGE NO.
1	7/27/88	AUDITS	XVIII-2



NNWSI PROJECT QA PLAN

N-QA-040
1/88

The justification for not performing audits of vendors whose activities are less than four months in duration shall be documented and approved by the responsible QA Manager. If more than one purchaser buys from a single supplier, a purchaser may either perform or arrange for an audit of the supplier on behalf of itself and other purchasers to reduce the number of external audits of the supplier. The scope of this audit shall satisfy the needs of all of the purchasers, and the audit report shall be distributed to all the purchasers for whom the audit was conducted. Nevertheless, each of the purchasers relying on the results of an audit performed on behalf of several purchasers remains individually responsible for the adequacy of the audit.

1.3 PREPARATION

Preparation for an audit shall include the items listed below.

1.3.1 AUDIT PLAN

The auditing organization shall develop and document an audit plan for each audit. This plan shall identify the audit scope, requirements, audit personnel, activities to be audited, organizations to be notified, applicable documents, schedule, and written procedures or checklists.

1.3.2 PERSONNEL

The auditing organization shall select and assign auditors who are independent of any direct responsibility for the performance of the activities that they are to audit. If the audit is to be an internal one, then the personnel who have direct responsibility for performing the activities to be audited shall not be involved in the selection of the audit team. Audit personnel shall have sufficient authority and organizational freedom to make the audit process meaningful and effective. Appendix F defines the requirements for the qualification of QA audit personnel.

1.3.3 SELECTION OF AUDIT TEAM

An audit team shall be identified before the beginning of each audit. This team shall contain one or more auditors and shall have an individual qualified as a lead auditor who organizes and directs the audit, coordinates the preparation and issuance of the audit report, and evaluates the responses. The audit team leader shall identify the technical specialists, if any, who will participate in the audit and include this information in the audit plan. Audit team members selected to participate in audits for technical consideration purposes shall have appropriate technical expertise or experience in the work being audited. Multidisciplinary audit teams shall be employed when activities to be audited involve more than a single technical area. The audit team leader shall ensure that the audit team is prepared before the audit begins.

REV. NO.	ISSUED	SECTION TITLE	PAGE NO.
1	7/27/88	AUDITS	XVIII-3

1.4 PERFORMANCE

Audits shall be performed in accordance with written procedures using checklists as early in the life of the activity as practical and shall be continued at intervals consistent with the schedule for accomplishing the activity. Elements that have been selected for audit shall be evaluated against specified requirements including a review of corrective actions taken on deficiencies in the area being audited that were identified during previous audits. Objective evidence shall be examined to the depth necessary to determine if these elements are adequate for effective control and to determine whether or not they are being implemented effectively. The audit results shall be documented by audit personnel and shall be reviewed by management having responsibility for the area audited. Conditions that require prompt corrective action shall be reported immediately to the management of the audited organization. Audit findings will be reviewed with the audited organizations at a closing meeting.

1.5 REPORTING

The audit report shall be signed by the audit team leader and should be issued within 30 calendar days. This report shall include the following information, as appropriate:

- o Description of the audit scope.
- o Identification of the auditors.
- o Identification of persons contacted during audit activities.
- o Summary of audit results, including a statement of the effectiveness of the QA program elements that were audited.
- o Description of each reported adverse audit finding in sufficient detail to enable corrective action to be taken by the audited organization.

1.6 RESPONSE

Management of the audited organization or activity shall investigate adverse audit findings; determine root cause; schedule corrective action, including measures to prevent recurrence; and, within thirty calendar days of receipt of the audit report, notify the appropriate organizations in writing of action taken or planned. The adequacy of audit responses shall be evaluated by or for the auditing organization.

1.7 FOLLOW-UP ACTION

Follow-up action shall be taken to determine whether or not corrective action has been accomplished as scheduled and shall be verified by the auditing organization.

REV. NO.	ISSUED	SECTION TITLE	PAGE NO.
1	7/27/88	AUDITS	XVIII-4



NNWSI PROJECT QA PLAN

N-QA-040
1/88

An analysis of audit results shall be performed by the QA organization to identify quality trends. The results of the analysis shall be reported to responsible management for review, assessment, and appropriate action.

1.8 RECORDS

1.8.1 AUDITS

As a minimum, audit records shall include the following:

- o Identification of the organization(s), activities, or items audited and the individual(s) contacted during the audit(s).
- o Description of any deficiencies, nonconformances, and potential quality problems identified.
- o Audit plans, audit reports, written replies, and the record of completion of corrective action, and close-out of the audit.

1.8.2 PERSONNEL RECORDS

Records of personnel qualifications for Auditors and Lead Auditors performing audits shall be established and maintained by the employer. Records for each Lead Auditor shall be maintained and updated annually.

2.0 SURVEILLANCES

The NNWSI Project audit program shall be supplemented by independent surveillance activities. The purpose of a surveillance is to monitor or observe items or activities to verify conformance to specified requirements. These surveillances shall be conducted by the WMPO, the Participating Organizations and the NTS Support Contractors, and shall be either scheduled or implemented on a random basis.

Measures for the surveillance of site investigation activities shall be established and executed in accordance with procedures prepared by the organization performing the activity. Surveillances shall be scheduled and conducted based on the activity's relative impact or importance, or both, to the NNWSI Project. All deficiencies, nonconformances, and potential quality problems identified during surveillances are to be documented and monitored until verification of effective corrective action is made. Specific requirements applicable to surveillance activities are as follows:

2.1 PLANNING

Surveillances are to be performed to written checklists or surveillance plans whenever practical. The documentation shall identify characteristics, methods, and acceptance criteria, shall provide for recording objective evidence of results, and accuracy of the equipment necessary to perform surveillance.

REV. NO.	ISSUED	SECTION TITLE	PAGE NO.
1	7/27/88	AUDITS	XVIII-5



NNWSI PROJECT QA PLAN

N-QA-040
1/88

The specification of acceptance criteria related to surveillances may be as simple as "to verify proper implementation of procedures" or "to verify conformance to requirements".

2.2 REPORTING INDEPENDENCE

Surveillance personnel shall not report directly to the immediate supervisors who are responsible for the work being surveilled.

2.3 RECORDS

As a minimum, surveillance records shall identify the following:

- o Item or activity.
- o Date of surveillance.
- o Name of individual performing the surveillance.
- o Identification of the organization(s), activities, or items surveilled, including the name or names of personnel contacted.
- o Description of any deficiencies, nonconformances, and potential quality problems identified during the surveillance.
- o Surveillance criteria.
- o Equipment used during the surveillance.
- o Results.
- o Acceptance statement.

REV. NO.	ISSUED	SECTION TITLE	PAGE NO.
1	7/27/88	AUDITS	XVIII-6



NNWSI PROJECT QA PLAN

N-QA-040
1/88

APPENDIX A

TERMS AND DEFINITIONS

ACCEPTANCE CRITERIA: Specified limits defined in codes, standards, or other requirement documents placed on characteristics of an item, process, or service.

ACCESSIBLE ENVIRONMENT: (1) the atmosphere; (2) the land surface; (3) surface water; (4) oceans; and (5) the portion of the lithosphere that is outside the controlled areas.

ACTIVITIES THAT AFFECT QUALITY: Deeds, actions, work, or performance of a specific function or task. The NNWSI QA Program applies to activities affecting the quality of all systems, structures, and components important to safety, and to the design and characterization of barriers important to waste isolation. These activities include: site characterization, facility and equipment construction, facility operation, performance confirmation, permanent closure, and decontamination and dismantling of surface facilities as they relate to items important to safety and barriers important to waste isolation. The QA Level I requirements of this QA Program apply to all activities affecting the quality of structures, systems, and components important to safety and engineered barriers important to waste isolation. These activities include: designing (including such activities as safety analyses, laboratory testing of waste package materials to characterize their performance, and performance assessments), purchasing, fabricating, handling, shipping, storing, cleaning, erecting, installing, inspecting, testing, operating, maintaining, repairing, and modifying. These types of activities do not need to be identified as part of the Q-list nor do they require QA level assignment. However, activities related to natural barriers important to waste isolation shall be identified and listed on a Q-list. These activities include: performance assessments, site characterization testing, and activities that may impact the waste isolation capability of the natural barrier. Examples are site characterization activities such as exploratory shaft construction, borehole drilling, and other activities that could physically or chemically alter properties of the natural barriers in an adverse way.

ACTIVITY: Any time consuming effort (operation, task, function, or service) which influences or affects the achievement or verification of the objectives of the NNWSI Project as depicted in the WBS Dictionary.

AP - NNWSI Administrative Procedure: An implementing procedure which identifies the interface control methods which govern Project-wide systems and are implemented by all Project participants. Administrative procedures that implement QA requirements are identified with a "Q" suffix (i.e., AP 1.1Q).

AUDIT: A planned and documented activity performed to determine by investigation, examination, or evaluation of objective evidence the adequacy of and compliance with established procedures, codes, standards, instructions, drawings, and other applicable requirements, and the effectiveness of implementation. An audit should not be confused with surveillance or

1

1

REV. NO.	ISSUED	SECTION TITLE	PAGE NO.
1	7/27/88	TERMS AND DEFINITIONS	A-1



NNWSI PROJECT QA PLAN

N-QA-040
1/88

inspection activities performed for the sole purpose of process control or product acceptance.

AUXILIARY SOFTWARE: (1) Software that may be easily and exactly verified, and that performs a simple function such as conversion of units, change in data format, or plotting of data in support of primary analysis software. (2) A stream of commands or sequence of streams of commands executed to utilize system maintained software in which the system maintained software generates reportable results. Auxiliary software does not generate primary data.

BARRIER: Any material or structure that prevents or substantially delays the movements of water or radionuclides.

BASELINE: As used for computer software: (1) The stage of computer software at a completed and reviewed phase of the software lifecycle; (2) Approved documentation generated within or as a result of completing a phase of the software life cycle:

CERTIFICATE OF CONFORMANCE: A document signed by an authorized individual that certifies the degree to which items or services meet specified requirements.

CERTIFICATION: The act of determining, verifying, and attesting in writing to the qualifications of personnel, processes, procedures, or items in accordance with specified requirements.

CHARACTERISTIC: Any property or attribute of an item, process, or service that is distinct, describable, and measurable.

COMMERCIAL GRADE ITEM: An item satisfying all of the following requirements:

- 1) The item is not subject to design or specification requirements that are unique to Mined Geologic Disposal Systems;
- 2) The item is to be ordered from the manufacturer/supplier on the basis of specifications set forth in the manufacturer's published product description, i.e., catalog.
- 3) The item is used in applications other than Mined Geologic Disposal Systems.

COMPUTER CODE VALIDATION: Assurance that a model as embodied in a computer code is a correct representation of the process or system for which it is intended (NUREG-0856). Usually accomplished by comparing code results to (1) physical data, or (2) a verified or validated code designed to perform the same type of analysis (e.g., benchmarking with a validated code). Peer review may be used for code validation if it is the only available means for validating a code.

COMPUTER CODE VERIFICATION: Assurance that a computer code correctly performs the operations specified in a numerical model (NUREG-0856). Usually accomplished by comparing code results to (1) a hand calculation, (2) an analytical solution or approximation, or (3) a verified code designed to perform the same type of analysis (benchmarking).

REV. NO.	ISSUED	SECTION TITLE	PAGE NO.
1	7/27/88	TERMS AND DEFINITIONS	A-2



NNWSI PROJECT QA PLAN

N-QA-040
1/88

CONDITION ADVERSE TO QUALITY: An all-inclusive term used in reference to any of the following: failures, malfunctions, deficiencies, defective items, and nonconformances. A significant condition adverse to quality is one which, if not corrected, could have a serious effect on safety or operability.

CONFIGURATION MANAGEMENT: As used for computer software: (1) A system for orderly control of software, including methods used for labeling, changing, and storing software and its associated documentation. (2) The systematic evaluation, coordination, approval or disapproval, and implementation of all approved changes in an item of software after establishment of its configuration.

CONSEQUENCE ANALYSIS: A method by which the the consequences of an event are calculated and expressed in some quantitative way, e.g., money loss, deaths, or quantities of radionuclides released to the accessible environment.

CONTAINMENT: The confinement of radioactive waste within a designated boundary.

CONTAINMENT, PERIOD OF: Known as the period during the first several hundred years following permanent closure of the geologic repository in which radiation and thermal levels are high and the uncertainties of ensuring repository performance are great. During this time, special emphasis is placed upon the ability to contain the wastes by waste packages within an engineered barrier system.

CONTRACTOR: An organization under contract to provide supplies, construction, or services.

CONTROLLED AREA: The surface location, which is to be marked by suitable monuments, that extend horizontally no more than 5 kilometers in any direction from the outer boundary of the underground facility and the underlying subsurface, which is an area that has been committed to use as a geologic repository and from which incompatible activities would be restricted following permanent closure. The controlled area is also known as the site.

CONVERSION REPORT: A written description of all modifications made to the original code or an externally available existing code after it is acquired.

CORRECTIVE ACTION: Measures taken to rectify conditions that are adverse to quality and, where necessary, to preclude repetition.

CORROBORATIVE DATA: Information that may or may not have been acquired and controlled in a manner consistent with Quality Assurance Level I requirements and may be used to support or substantiate other existing data.

CREDIBLE EVENT OR CREDIBLE ACCIDENT: An event or accident scenario which needs to be considered in the design of a geologic repository.

1

1

REV. NO.	ISSUED	SECTION TITLE	PAGE NO.
1	7/27/88	TERMS AND DEFINITIONS	A-3



NNWSI PROJECT QA PLAN

N-QA-040
1/88

DESIGN: The act of developing designs for construction or of analyzing the performance of repository engineered structures, systems, components, and natural barriers. Design documentation includes, but is not limited to, drawings, specifications, test plans, design reports, test reports, system design descriptions, configuration status listings, design manuals, and manuals describing computer programs used for design or performance analysis.

DESIGN INPUT: Those criteria, parameters, bases, or other design requirements upon which the detailed final design is based.

DESIGN OUTPUT: Documents, such as drawings, specifications, and others that define technical requirements of structures, systems, and components.

DESIGN PROCESS: Technical and management processes that commence with identification of design input and that lead to and include the issuance of design output documents.

DEVIATION: A departure from specified requirements.

DISPOSITION: The action taken to resolve a nonconforming condition and to restore acceptable conditions.

DOCUMENT: Any written or pictorial information describing, defining, specifying, reporting, or certifying activities, requirements, procedures, or results. A document is not considered to be a Quality Assurance Record until it satisfies the definition of a Quality Assurance Record as defined in this Appendix.

DOE: The U.S. Department of Energy or its duly authorized representatives.

ENGINEERED BARRIER SYSTEM: The waste package and the underground facility.

ENGINEERED ITEM: Any structure, system, or component identified in design documents as being a functional part of the completed facility.

EXISTING DATA: Data developed prior to the implementation of a 10 CFR 60, Subpart G QA program by DOE and its contractors, or data developed outside the DOE repository program, such as by oil companies, national laboratories, universities, or data published in technical or scientific publications. Existing data does not include information which is accepted by the scientific and engineering community as established facts (e.g., engineering handbooks, density tables, gravitational laws, etc.).

EXTERNAL AUDIT: An audit of those portions of another organization's QA program that is neither under the direct control nor within the organizational structure for the auditing organization.

FINAL DESIGN: Approved design output documents and approved changes thereto.

FUNCTIONAL CHARACTERISTICS: Those attributes of a repository or its structures, systems, and components that determine its performance with respect to safety, reliability, operability, and other design criteria established in the OGR Program or other Federal regulatory documents.

REV. NO.	ISSUED	SECTION TITLE	PAGE NO.
1	7/27/88	TERMS AND DEFINITIONS	A-4

GEOLOGIC REPOSITORY: A system that is either intended to be used for or may be used for the disposal of radioactive wastes in excavated geologic media. A geologic repository includes the geologic repository operations area and the portion of the geologic setting that provides isolation of the radioactive waste.

GEOLOGIC REPOSITORY OPERATIONS AREA: A high-level radioactive waste facility that is part of a geologic repository, including both surface and subsurface areas, in which waste handling activities are conducted.

IMPORTANT TO SAFETY: As it applies to structures, systems, and components, those engineered structures, systems, and components that are essential to the prevention or mitigation of an accident that could result in a radiation dose to the whole body, or any organ, of 0.5 rem or greater at or beyond the nearest boundary of the unrestricted area at any time until the completion of permanent closure.

IMPORTANT TO WASTE ISOLATION: The barriers that must meet the criteria that address long-term performance of the engineered and natural barriers to prevent the release of radionuclides from the site to the accessible environment (i.e. for achieving the postclosure performance objectives in 10CFR60, Subpart E).

INDOCTRINATION: Instruction provided to personnel for familiarization with programmatic and work-oriented documents applicable to the assigned activity.

INSPECTOR: A person who performs inspection activities to verify whether or not an item or activity conforms to specified requirements.

INSPECTION: Examination or measurement to verify whether an item or activity conforms to specified requirements.

INTERNAL AUDIT: An audit of those portions of an organization's QA program that is retained under its direct control and within its organizational structure.

ISOLATION: Inhibiting the transport of radioactive materials so that amounts and concentrations of this material entering the accessible environment will be kept within prescribed limits.

ITEM: An all-inclusive term that is used in place of any of the following: appurtenance, assembly, component, equipment, material, module, part, structure, subassembly, subsystem, system, unit, and prototype hardware. This term includes magnetic media, and other materials that retain or support data.

LIFETIME RECORDS: Quality Assurance Records that furnish evidence of the quality and completeness of data, items, and activities affecting quality. All NNWSI Project QA Records are classified as Lifetime Records.

REV. NO.	ISSUED	SECTION TITLE	PAGE NO.
1	7/27/88	TERMS AND DEFINITIONS	A-5



NNWSI PROJECT QA PLAN

N-QA-040
1/88

MATERIAL: A term that includes items plus any hardware or geologic samples either used in or resulting from research and development or site investigations on the NNWSI Project. Hardware and geologic specimens include but are not limited to test apparatus or equipment, special nuclear material, cores, geologic samples, water and gas samples, etc.

MEASURING AND TEST EQUIPMENT: Devices or systems used to calibrate, measure, gage, test, or inspect, in order to control or to acquire data to verify conformance to a specified requirement, or to establish characteristics or values not previously known.

NNWSI PROJECT PARTICIPANTS: An all inclusive term used to describe (generically) the various organizations involved in the NNWSI Project. This term includes the WMPO, Participating Organizations, and NTS Support Contractors. These organizations are required to have a WMPO approved Quality Assurance Program Plan (QAPP) for the conduct of their activities.

NNWSI PROJECT PERSONNEL: All U.S. Department of Energy Participating Organizations, and NTS Support Contractor personnel involved in NNWSI Project activities.

NNWSI PROJECT QUALITY ASSURANCE PLAN (QAP): The document that describes the planned, systematic quality assurance requirements that are applicable to the NNWSI Project.

NNWSI PROJECT WORK BREAKDOWN STRUCTURE (WBS) DICTIONARY: A controlled document which establishes a product oriented framework for organizing and defining work to be accomplished.

NONCONFORMANCE: A deficiency in characteristics, documentation, or procedure that renders the quality of an item or activity unacceptable or indeterminate.

NON-MECHANISTIC FAILURES: Postulated failures which are not based on previously observed models or mechanisms but which are assumed to provide conservatism in safety assessments.

NTS: Nevada Test Site

NTS SUPPORT CONTRACTOR: Organizations that are directly under contract to DOE/NV for activities at the NTS and other locations.

OBJECTIVE EVIDENCE: Any documented statement of fact, other information, or record, either quantitative or qualitative, that pertains to the quality of an item or activity, based on observations, measurements, or tests that can be verified.

OPERATIONS, PERIOD OF: Includes the time during which emplacement of wastes occurs; any subsequent period before permanent closure during which the emplaced wastes are retrievable; and permanent closure, which includes sealing of shafts.

1

REV. NO.	ISSUED	SECTION TITLE	PAGE NO.
1	7/27/88	TERMS AND DEFINITIONS	A-6



NNWSI PROJECT QA PLAN

N-QA-040
1/88

OVERVIEW: An analysis and assessment by management of the scope, status, adequacy and effectiveness of Program quality achievement and assurance activities. Overview encompasses effectiveness assessments, technical reviews, readiness reviews, audits, and surveillances, as appropriate.

OWNER: The person, group, company, agency, or corporation that has or will have title to the repository.

PARTICIPATING ORGANIZATION: This term applies to the following: (1) the government agencies external to the DOE, (2) national laboratories, and (3) organizations participating directly in NNWSI Project activities.

PEER: A peer is a person having technical expertise in the subject matter to be reviewed (or a critical subset of the subject matter to be reviewed) to a degree at least equivalent to that needed for the original work.

PEER REVIEW: A documented, critical review performed by peers who are independent of the work being reviewed. The peer's independence from the work being reviewed means that the peer (a) was not involved as a participant, supervisor, technical reviewer, or advisor in the work being performed, and (b) to the extent practical, has sufficient freedom from funding considerations to assure the work is impartially reviewed.

A peer review is an in-depth critique of assumptions, calculations, extrapolations, alternate interpretations, methodology, and acceptance criteria employed, and of conclusions drawn in the original work. Peer reviews confirm the adequacy of work. In contrast to peer review, the term "technical review" refers to a review to verify compliance to predetermined requirements; industry standards; or common scientific, engineering, and industry practice.

PEER REVIEW GROUP: A peer review group is an assembly of peers representing an appropriate spectrum of knowledge and experience in the subject matter to be reviewed and should vary in size based on the subject matter and importance of the subject matter to safety or waste isolation.

PEER REVIEW REPORT: A documented in-depth report of the proceedings and findings of a peer review.

PERFORMANCE ALLOCATION: This term applies to the process of deriving subsystem and component performance goals from performance objectives. A systematic process of assigning confidence levels with their desired, associated performance goals for the mined geologic disposal systems, subsystems, and components.

PERFORMANCE ASSESSMENT: The process of quantitatively evaluating component and system behavior, relative to containment and isolation of radioactive waste, to determine compliance with the numerical criteria associated with 10 CFR Part 60.

PERMANENT CLOSURE: The sealing of shafts and boreholes. Permanent closure represents the end of active human intervention with respect to the engineered barrier system.

REV. NO.	ISSUED	SECTION TITLE	PAGE NO.
1	7/27/88	TERMS AND DEFINITIONS	A-7



NNWSI PROJECT QA PLAN

N-QA-040
1/88

PERFORMANCE CONFIRMATION: The program of tests, experiments, and analyses that is conducted to evaluate the accuracy and adequacy of the information used to determine with reasonable assurance that the performance objectives for the period after permanent closure will be met.

PRINCIPAL INVESTIGATOR (PI): The individual who has the technical responsibility for a particular technical task. This responsibility includes, but is not limited to, planning and cost control, the day-to-day technical direction and control of the item or activity, and the assembly of a support team to accomplish the item or activity. This term may be synonymous with task leader or project engineer depending upon the NNWSI Project Participant.

PROCEDURE: A document that specifies or describes the way in which an activity is to be performed.

PRIMARY DATA: Information that can be shown to have been acquired and controlled in a manner consistent with all applicable Quality Assurance Level I requirements and is necessary for the resolution of the NRC performance objectives of 10CFR60 in accordance with the NNWSI Project Issues Resolution Strategy. This includes information that has been qualified and accepted in accordance with NNWSI Project AP 5.9Q, "Acceptance of Data and Data Interpretations not Developed Under the NNWSI Project QA Program."

PROCUREMENT DOCUMENT: Purchase requisitions, purchase orders, letters of intent, work authorization letters, drawings, contracts, specifications, instructions, or any document that provides a means by which to acquire possession or ownership of items, or right to the use of services by payment.

PURCHASER: The organization responsible for the establishment of procurement requirements and for the issuance or administration, or both, of procurement documents.

Q-LIST: A list of geologic repository engineered structures, systems, and components that have been determined to be important to safety, waste isolation, or both, and a list of activities that will provide site characterization data which will be used to assess the performance of natural barriers or activities whose undertaking could adversely affect the performance of the natural barriers. The items and activities on this list are subject to the highest quality assurance level (QA Level I) of the formal QA Plan.

QUALIFICATION (OF DATA): A formal process intended to provide a desired level of confidence that data are suitable for their intended use.

QUALIFICATION (PERSONNEL): The characteristics or abilities that are gained through education, training, or experience, which are measured against established requirements, such as standards or tests, that qualify an individual to perform a required function.

QUALIFICATION TESTING: Demonstration that an item meets design requirements.

REV. NO.	ISSUED	SECTION TITLE	PAGE NO.
1	7/27/88	TERMS AND DEFINITIONS	A-8



NNWSI PROJECT QA PLAN

N-QA-040
1/88

QUALIFIED DATA: Data initially collected under a 10 CFR 60, Subpart G quality assurance program or existing data qualified in accordance with Appendix G of this QA Plan.

QUALIFIED PROCEDURE: An approved procedure that has been demonstrated to meet the specified requirements for its intended purpose.

QUALITY ASSURANCE: All those planned and systematic actions that are necessary to provide adequate confidence that the geologic repository and its subsystems or subcomponents will perform satisfactorily in service. Quality Assurance includes quality control, which comprises those quality assurance actions related to the physical characteristics of a material, structure, component, or system that provide a means by which to control the quality of the material, structure, component, or system to predetermined requirements.

QUALITY ASSURANCE RECORD: An individual document or other item that has been executed, completed, and approved and that furnishes evidence of (1) the quality and completeness of data (including raw data), items, and activities affecting quality; (2) documents prepared and maintained to demonstrate implementation of Quality Assurance programs (e.g., audit, surveillance, and inspection reports); (3) procurement documents; (4) other documents such as plans, correspondence, documentation of telecons, specification, technical data, books, maps, papers, photographs, and data sheets; (5) items such as magnetic media; and (6) other materials that provide data and document quality regardless of the physical form or characteristic. A completed record is a document or item (and documentation) that will receive no more entries, whose revisions would normally consist of a reissue of the document (or documentation), and that is signed and dated by the originator and, as applicable, by approval personnel.

QUALITY ASSURANCE LEVEL I: those radiological health and safety related items and activities that are important to either safety or waste isolation and that are associated with the ability of a geologic nuclear waste repository to function in a manner that prevents or mitigates the consequences of a process or event that could cause undue risk to the radiological health and safety of the public. Items and activities important to safety are those engineered structures, systems, components, and related activities essential to the prevention or mitigation of an accident that could result in a radiation dose either to the whole body or to any organ of 0.5 rem or greater either at or beyond the nearest boundary of the unrestricted area at any time until the completion of the permanent closure of the repository. Items and activities important to waste isolation are those barriers and related activities which must meet the criteria that address post-closure performance of the engineered and natural barriers to inhibit the release of radionuclides. The criteria for items or activities important to safety and waste isolation are found in 10CFR60, and 40CFR191.

QUALITY ASSURANCE LEVEL II: those activities and items related to the systems, structures, and components which require a level of quality assurance sufficient to provide for reliability, maintainability, public and repository worker nonradiological health and safety, repository worker radiological health and safety and other operational factors that would have an impact on DOE and WMPO concerns, and the environment.

REV. NO.	ISSUED	SECTION TITLE	PAGE NO.
1	7/27/88	TERMS AND DEFINITIONS	A-9



NNWSI PROJECT QA PLAN

N-QA-040
1/88

QUALITY ASSURANCE LEVEL III: those activities and items not classified as QA Levels I or II.

QUALITY ASSURANCE PROGRAM PLAN (QAPP): The document that describes the organization's Quality Assurance Program, the applicable QA requirements, and defines how compliance with the QA criteria will be accomplished.

RADIOACTIVE WASTE: High-Level Waste (HLW) and other radioactive materials that are received for emplacement in a geologic repository.

READINESS REVIEW: An Independent, systematic documented review to determine and inform management of the readiness to advance from one phase, process, or activity into another. Readiness Reviews are used to coordinate many elements and provide attention to detail, to assure that the project is ready to proceed to the comprehensive review of a total project or a particular segment of the project.

RECEIVING: Taking delivery of an item at a designated location.

RELIABILITY ANALYSIS: An analysis that estimates the reliability of a system or component.

REPAIR: The process of restoring a nonconforming characteristic to a condition such that the capability of an item to function reliably and safely is unimpaired, even though that item still does not conform to the original requirement.

REPOSITORY: See Geologic Repository Operations Area.

RETRIEVAL: The act of intentionally removing radioactive waste from the underground location at which the waste had been emplaced previously for disposal.

REWORK: The process by which a nonconforming item or activity is made to conform to the original requirements by completion or correction utilizing existing approved procedures.

RIGHT OF ACCESS: The right of a purchaser or designated representative to enter the premises of a Supplier for the purpose of inspection, surveillance, or Quality Assurance audit.

SCENARIO: An account or sequence of a projected course of action or event.

SCIENTIFIC INVESTIGATION: Any research, experiment, test, study, or activity that is performed for the purpose of investigating the natural barriers or the man-made aspects of the geologic repository, including the overall design of the facilities and the waste package. This will include, but will not be restricted to, all geologic, tectonic, seismologic, hydrologic, climatologic, geochemical, chemical, geophysical, physical, geomechanical, mechanical, meteorological, metallurgical, environmental, socioeconomic, and transportation studies of activities which are performed for, or in support of, the investigation, exploration, site characterization, development of design bases, licensing, construction, operation, monitoring, performance evaluation and/or closure of the geologic repository.

REV. NO.	ISSUED	SECTION TITLE	PAGE NO.
1	7/27/88	TERMS AND DEFINITIONS	A-10



NNWSI PROJECT QA PLAN

N-QA-040
1/88

SCIENTIFIC NOTEBOOK: A document which may be used to provide a written record of the results of scientific investigations and experiments when the work involves a high degree of professional judgment or trial and error methods, or both. These notebooks may be used in lieu of a technical procedure.

SERVICE: The performance of activities that include but are not limited to site characterization, design, fabrication, investigation, inspection, nondestructive examination, repair, or installation.

SITE: Location of the controlled area.

SITE CHARACTERIZATION: The program of exploration and research both in the laboratory and in the field that is undertaken to establish the geologic conditions and the ranges of parameters of a particular site that are relevant to the procedures under 10 CFR Part 60. Site characterization includes borings, surface excavations, excavation or exploratory shafts, limited subsurface lateral excavations and borings, and in site testing at depth as needed to determine the suitability of the site for a geologic repository. It does not include preliminary borings and geophysical testing needed to decide whether or not site characterization should be undertaken.

SPECIAL PROCESS: A process, the results of which are highly dependent on the control of the process or the skill of the operators, or both, and in which the specified quality cannot be readily determined by inspection or test of the product.

SURVEILLANCE: The act of monitoring or observing to verify whether or not an item or activity conforms to specified requirements.

TECHNICAL REVIEW: A documented traceable review performed by qualified personnel who are independent of those who performed the work but who have technical expertise at least equivalent to those who performed the original work. Technical reviews are in-depth, critical reviews, analyses and evaluation of documents, material or data that require technical verification and/or validation for applicability, correctness, adequacy and completeness.

TESTING: An element of verification that is used to determine the capability of an item to meet specified requirements by subjecting the item to a set of physical, chemical, environmental, or operating conditions.

TRACEABILITY: The ability to trace the history, application, or location of an item and like items or activities by means of recorded identification.

TRAINING: In-depth instruction provided to personnel to develop and demonstrate initial proficiency in the application of selected requirements, methods, and procedures, and to adapt to changes in technology, methods, or job responsibilities.

UNDERGROUND FACILITY: The underground structure, including openings and backfill materials, but excluding shafts, boreholes, and their seals.

REV. NO.	ISSUED	SECTION TITLE	PAGE NO.
1	7/27/88	TERMS AND DEFINITIONS	A-11



NNWSI PROJECT QA PLAN

N-QA-040
1/88

UNRESTRICTED AREA: Any area, access to which is not controlled for purposes of protection of individuals from exposure to radiation and radioactive materials, and any area used for residential quarters.

USE-AS-IS: A disposition that is permitted for a nonconforming item or service when it can be established that the item is satisfactory for its intended use.

VERIFICATION: The act of reviewing, inspecting, testing, checking, auditing, or otherwise determining and documenting whether or not items, processes, services, or documents conform to specified requirements.

WAIVER: Documented authorization to depart from specified requirements.

WASTE MANAGEMENT PROJECT OFFICE (WMPO): The organization to which the U.S. Department of Energy, Nevada Operations Office (DOE/NV), has assigned the responsibility of administering and coordinating the activities of various Participating Organizations and NTS Support Contractors associated with the NNWSI Project.

WASTE PACKAGE: The waste form and any containers, shielding, packing, and other absorbent materials immediately surrounding an individual waste container.

REV. NO.	ISSUED	SECTION TITLE	PAGE NO.
1	7/27/88	TERMS AND DEFINITIONS	A-12



NNWSI PROJECT QA PLAN

N-QA-040
1/88

APPENDIX B

DESIGN INPUTS

Design inputs include many characteristics and functions of an item or system. These inputs vary depending on the application; however, it is desirable to consider at least the following listed inputs as they apply to specific items or systems of the repository:

1. Basic functions of each structure, system, and component.
2. Performance requirements such as capacity rating and system output.
3. Codes, standards, and regulatory requirements including the applicable issue, agenda, or both.
4. Design conditions such as pressure, temperature, fluid chemistry, and voltage.
5. Loads such as seismic, wind, thermal, and dynamic.
6. Environmental conditions anticipated during storage, construction, and operation such as pressure, temperature, humidity, corrosiveness, site elevation, wind direction, nuclear radiation, electromagnetic radiation, and duration of exposure.
7. Interface requirements including definition of the functional and physical interfaces involving structures, systems, and components.
8. Material requirements including such items as compatibility, electrical insulation properties, protective coating, and corrosion resistance.
9. Mechanical requirements such as vibration, stress, shock, and reaction forces.
10. Structural requirements covering such items as equipment foundations and pipe supports.
11. Hydraulic requirements such as pump net positive suction heads (NPSH), allowable pressure drops, and allowable fluid velocities.
12. Chemistry requirements such as provisions for sampling and limitations on water chemistry.
13. Electrical requirements such as source of power, voltage, raceway requirements, electrical insulation, and motor requirements.
14. Layout and arrangement requirements.

REV. NO.	ISSUED	SECTION TITLE	PAGE NO.
0	5/19/88	DESIGN INPUTS	B-1

15. Operational requirements under various conditions such as repository startup, normal repository operation, repository emergency operation, special or infrequent operation, system abnormal or emergency operation, repository decontamination, decommissioning, and dismantling.
16. Instrumentation and control requirements including indicating instruments, controls, and alarms required for operation, testing, and maintenance. Other requirements such as the type of instrument, installed spares, range of measurement, and location of indication are included.
17. Access and administrative control requirements for repository security.
18. Redundancy, diversity, and separation requirements of structures, systems, and components.
19. Failure effects requirements of structures, systems, and components including a definition of those events and accidents that they must be designed to withstand.
20. Test requirements including pre-operational and subsequent periodic in-service tests and the conditions under which they will be performed.
21. Accessibility, maintenance, repair, and in-service inspection requirements for the repository including the conditions under which these will be performed.
22. Personnel requirements and limitations including the qualification and number of personnel available for repository operation, maintenance, testing, and inspection, and radiation exposures to the public and repository personnel.
23. Transportability requirements such as size and shipping weight, limitation, and Interstate Commerce Commission regulations.
24. Fire protection or resistance requirements.
25. Handling, storage, cleaning, and shipping requirements.
26. Other requirements to prevent undue risk to the health and safety of the public.
27. Materials, processes, parts, and equipment suitable for application.
28. Safety requirements for preventing injury to personnel including such items as radiation safety that restrict the use of dangerous materials, escape provisions from enclosures, and grounding of electrical systems.

REV. NO.	ISSUED	SECTION TITLE	PAGE NO.
0	5/19/88	DESIGN INPUTS	B-2



NNWSI PROJECT QA PLAN

N-QA-040
1/88

29. Quality control and Quality Assurance requirements.
30. Reliability requirements of structures, systems, and components, including their interactions, which may impair functions that are important to safety.
31. Interface requirements between repository equipment and operation and maintenance personnel.
32. Requirements for criticality control and accountability of nuclear materials.

REV. NO.	ISSUED	SECTION TITLE	PAGE NO.
0	5/19/88	DESIGN INPUTS	B-3



NNWSI PROJECT QA PLAN

N-QA-040
1/88

APPENDIX C

REQUIREMENTS FOR THE QUALIFICATION OF INSPECTION AND TEST PERSONNEL

1.0 GENERAL

The following are the requirements for the qualification of personnel who perform inspection and testing to verify conformance to specified requirements for the purpose of acceptability. The requirements for the qualification of personnel performing nondestructive examination are specified in Appendix D.

2.0 FUNCTIONAL QUALIFICATIONS

Three levels of qualification shall be utilized depending on the complexity of the functions involved. The requirements for each level are not limiting with regard to organizational position or professional status but, rather, are limiting with regard to functional activities.

2.1 LEVEL I PERSONNEL CAPABILITIES

A Level I person shall be capable of performing and documenting the results of inspections or tests that are required to be performed in accordance with documented procedures, acceptance standards, and/or industry practices as defined in user's written procedures.

2.2 LEVEL II PERSONNEL CAPABILITIES

A Level II person shall have all of the capabilities of a Level I person for the inspection or test category or class in question. Additionally, a Level II person shall have demonstrated capabilities in planning inspections and tests; in setting up tests, including preparation and setup of related equipment, as appropriate; in supervising and certifying lower level personnel; and in evaluating the validity and acceptability of inspection and test results.

2.3 LEVEL III PERSONNEL CAPABILITIES

A Level III person shall have all of the capabilities of a Level II person for the inspection, test category or class in question. In addition, the individual shall also be capable of evaluating the adequacy of specific programs used to train and certify inspection and test personnel whose qualifications are covered by this section.

REV. NO.	ISSUED	SECTION TITLE	PAGE NO.
0	5/19/88	REQUIREMENTS FOR INSPECTION AND TEST PERSONNEL	C-1

3.0 EDUCATION AND EXPERIENCE QUALIFICATIONS

These education and experience requirements shall be considered with recognition that other factors commensurate with the scope, complexity, or special nature of the inspection or test activity may provide reasonable assurance that a person can competently perform a particular task. Other factors which may demonstrate capability in a given job are previous performance or satisfactory completion of capability testing. These factors and the basis for their equivalence shall be documented.

3.1 LEVEL I EDUCATION AND EXPERIENCE REQUIREMENTS

- o Two years of related experience in equivalent inspection or testing activities; or
- o High school graduation and six months of related experience in equivalent inspection or testing activities; or
- o Completion of college level work leading to an associate degree in a related discipline plus three months of related experience in equivalent inspection or testing activities.

3.2 LEVEL II EDUCATION AND EXPERIENCE REQUIREMENTS

- o One year of satisfactory performance as a Level I in the corresponding inspection or test category or class; or
- o High school graduation plus three years of related experience in equivalent inspection or testing activities; or
- o Completion of college work leading to an associate degree in a related discipline plus one year of related experience in equivalent inspection or testing activities; or
- o Graduation from a four-year college plus six months of related experience in equivalent inspection activities or testing activities.

3.3 LEVEL III EDUCATION AND EXPERIENCE REQUIREMENTS

- o Six years satisfactory performance as a Level II in the corresponding inspection or test category or class; or
- o High school graduation plus ten years of related experience in equivalent inspection or testing activities; or high school graduation plus eight years of experience in equivalent inspection or testing activities with at least two years associated with nuclear facilities; or, if not, at least sufficient training to be acquainted with relevant Quality Assurance aspects of a nuclear facility; or

REV. NO.	ISSUED	SECTION TITLE	PAGE NO.
0	5/19/88	REQUIREMENTS FOR INSPECTION AND TEST PERSONNEL	C-2



NNWSI PROJECT QA PLAN

N-QA-040
1/88

- o Completion of college level work leading to an associate degree and seven years of related experience in equivalent inspection or testing activities with at least two years of this experience associated with nuclear facilities or, if not, at least sufficient training to be acquainted with the relevant quality assurance aspects of a nuclear facility; or
- o Graduation from a four-year college plus five years related experience in equivalent inspection or testing activities with a least two years of this experience associated with nuclear facilities or, if not, at least sufficient training to be acquainted with the relevant quality assurance aspects of a nuclear facility.

4.0 CERTIFICATION

4.1 QUALIFICATION REQUIREMENTS

The responsible organization shall designate those inspection and test activities that require qualified inspection and test personnel and the minimum qualification requirements for such personnel. Further, the responsible organization shall establish written procedures for the qualification of inspection and test personnel and for the assurance that only those personnel who meet the established requirements are permitted to perform inspection and test activities. If a single inspection or test requires implementation by a team or a group, then personnel who do not meet the requirements of this section may be used in data-taking assignments or in repository or equipment operation, provided they are supervised or overseen by a qualified individual.

4.2 PERSONNEL SELECTION

Personnel selected to perform inspection and test activities shall have the experience or training commensurate with the scope, complexity, or special nature of the activities.

4.3 INDOCTRINATION

Provisions shall be made for the indoctrination of personnel as to the technical objectives and requirements of the applicable codes and standards, elements of the Quality Assurance Program Plan, and procedures that are to be employed.

4.4 TRAINING

The need for a formal training program shall be determined, and such training activities shall be conducted as required to qualify personnel who perform inspection and tests. On-the-job training shall be included also in the program, with emphasis on first-hand experience gained through actual

REV. NO.	ISSUED	SECTION TITLE	REQUIREMENTS FOR	PAGE NO.
0	5/19/88	INSPECTION AND TEST PERSONNEL		C-3



NNWSI PROJECT QA PLAN

N-QA-040
1/88

performance of inspections and tests. Training shall also be provided with regard to those changes to the QAPP and implementing procedures that affect previous training.

4.5 DETERMINATION OF INITIAL CAPABILITY

The capabilities of a candidate for certification shall be initially determined by a suitable evaluation of the candidate's education, experience, training, and either test results or capability demonstration in accordance with the organization's personnel qualification procedure.

4.6 EVALUATION OF PERFORMANCE

The job performance of inspection and test personnel shall be reevaluated at periodic intervals not to exceed three years. Reevaluation shall be by evidence of continued satisfactory performance or redetermination of capability. If during this evaluation, or at any other time, it is determined by the responsible organization that the capabilities of an individual are not in accordance with qualification requirements specified for the job, then that person shall be removed from that activity until such time as the required capability has been demonstrated. Any person who has not performed inspection or testing activities in his qualified area for a period of one year shall be reevaluated and a redetermination of their capability made in accordance with the organization qualification procedure.

4.7 CERTIFICATION OF QUALIFICATION

The qualification of personnel shall be certified in writing in an appropriate form, including the following information:

- o Employer's name.
- o Identification of person being certified.
- o Activities certified to perform.
- o Basis used for certification that includes such factors as;
 - Education, experience, and training (when necessary).
 - Test results (where applicable).
 - Results of capability demonstration.
- o Results of periodic evaluation.
- o Results of physical examinations (when required).
- o Signature of employer's designated representative who is responsible for such certification.
- o Dates of certification and certification expiration.

REV. NO.	ISSUED	SECTION TITLE	REQUIREMENTS FOR	PAGE NO.
0	5/19/88	INSPECTION AND TEST PERSONNEL		C-4



NNWSI PROJECT QA PLAN

N-QA-040
1/88

4.8 PHYSICAL

The responsible organization shall identify any special physical characteristics needed in the performance of each activity, including the need for initial and subsequent physical examinations.

REV. NO.	ISSUED	SECTION TITLE	PAGE NO.
0	5/19/88	REQUIREMENTS FOR INSPECTION AND TEST PERSONNEL	C-5



NNWSI PROJECT QA PLAN

N-QA-040
1/88

APPENDIX D

REQUIREMENTS FOR THE QUALIFICATIONS OF NON-DESTRUCTIVE EXAMINATION PERSONNEL

This Appendix provides amplified requirements for the qualification of personnel who perform radiographic (RT), magnetic particle (MT), ultrasonic (UT), liquid penetrant (PT), eddy current (ET), neutron radiographic (NRT), and leak-testing (LT), which is hereinafter referred to as nondestructive examination (NDE), to verify conformance to specified requirements.

1.0 CERTIFICATION

1.1 APPLICABLE DOCUMENTS

The American Society of Nondestructive Testing Recommended Practice No. SNT-TC-1A, June 1980 edition, and its applicable supplements shall apply as requirements to NDE personnel covered by this section.

1.2 PROGRAM

The responsible organization shall establish written procedures for the control and administration of NDE personnel training, examination, and certification.

1.3 CERTIFICATE OF QUALIFICATION

The qualification of personnel shall be certified in writing in an appropriate form, including the following information:

- o Employer's name.
- o Identification of person being certified.
- o Activities certified to perform.
- o Basis used for certification that includes such factors as;
 - Education, experience, and training (when necessary).
 - Test results (where applicable).
 - Results of capability demonstration.
- o Results of periodic evaluation.
- o Results of physical examinations (when required).

REV. NO.	ISSUED	SECTION TITLE	PAGE NO.
0	5/19/88	REQUIREMENTS FOR NDE PERSONNEL	D-1



NNWSI PROJECT QA PLAN

N-QA-040
1/88

- o Signature of employer's designated representative who is responsible for such certification.
- o Dates of certification and certification expiration.

1.4 PHYSICAL

The responsible organization shall identify any special physical characteristics needed in the performance of each activity, including the need for initial and subsequent physical examinations.

REV. NO.	ISSUED	SECTION TITLE	PAGE NO.
0	5/19/88	REQUIREMENTS FOR NDE PERSONNEL	D-2



NNWSI PROJECT QA PLAN

N-QA-040
1/88

APPENDIX E

LIST OF TYPICAL QA RECORDS

The following is a list of typical QA records. The nomenclature of these may vary for each Participating Organization and NTS Support Contractor. The NNWSI Project retention period is defined as lifetime. (1) QA records will be submitted to the Project Records Center by the originating organization of the record.

1.0 SITE CHARACTERIZATION

- o Surveys of the underground facility excavations, shafts, and bore-holes referenced to readily identifiable surface features.
- o Description of the materials encountered.
- o Geologic maps and geologic cross section.
- o Locations and amounts of seepage.
- o Instrument locations, readings, analysis, and reports for in site testing.
- o Technical specifications.
- o Sample extraction location maps.
- o Site Characterization Report.
- o Environmental Assessment.
- o Peer review documentation.
- o Test plans and procedures, and results thereof.
- o Data reduction, evaluations, analyses, and reports for;
 - Geomorphology.
 - Stratigraphy.
 - Tectonics.
 - Seismicity.
 - Geoengineering.
 - Hydrology.
 - Geochemistry.
 - Climatology and Meteorology.
- o Environmental Impact Statement.
- o Environmental Report.

REV. NO.	ISSUED	SECTION TITLE	PAGE NO.
0	5/19/88	LIST OF TYPICAL QA RECORDS	E-1

2.0 DESIGN RECORDS

- o Applicable codes and standards used in design.
- o Design drawings.
- o Design calculations and records of checks.
- o Approved design change requests.
- o Design deviations.
- o Design reports.
- o Design verification data.
- o Design specifications and amendments.
- o Safety analysis report.
- o Stress reports for code items.
- o Systems descriptions.
- o Systems process and instrumentation diagrams.
- o Technical analysis, evaluations, and reports.

3.0 PROCUREMENT RECORDS

- o Procurement specifications.
- o Purchase order including amendments.

4.0 MANUFACTURING RECORDS

- o Applicable code data reports.
- o As-built drawings and records (Note: As-built drawings and records shall correctly identify the installed condition of the item. The type of as-built drawings and records to be maintained shall be specified).
- o Certificate of compliance.
- o Eddy-current examination final results.
- o Electrical control verification tests results.

REV. NO.	ISSUED	SECTION TITLE	PAGE NO.
0	5/19/88	LIST OF TYPICAL QA RECORDS	E-2

- o Ferrite test results.
- o Heat treatment records.
- o Liquid penetrant examination final results.
- o Location of weld filler material.
- o Magnetic particle examination final results.
- o Major defect repair records.
- o Material properties records.
- o Nonconformance reports.
- o Performance test procedure and results records.
- o Pipe and fitting location report.
- o Pressure test (hydrostatic or pneumatic).
- o Radiographs (for in-service inspection applications).
- o Radiograph review records.
- o Ultrasonic examination final results.
- o Welding procedures.

5.0 INSTALLATION AND CONSTRUCTION RECORDS

5.1 RECEIVING AND STORAGE - NONCONFORMANCE REPORTS

5.2 CIVIL

- o Concrete cylinder test reports and charts.
- o Concrete design mix reports.
- o Concrete placement records.
- o Inspection reports for channel pressure tests.
- o Material property reports on containment liner and accessories.
- o Material property reports on metal containment shell and accessories.
- o Material property reports on reinforcing steel.

REV. NO.	ISSUED	SECTION TITLE	PAGE NO.
0	5/19/88	LIST OF TYPICAL QA RECORDS	E-3

- o Material property reports on reinforcing steel splice sleeve material.
- o Procedure for waste package vessel pressure proof test and leak rate tests and results.
- o Reports of high strength bolt torque testing.
- o Soil compaction test reports.
- o Location and description of structural support systems.
- o Details, methods of emplacement, and location of seals used.

5.3 WELDING

- o Ferrite test results.
- o Heat treatment records.
- o Liquid penetrant test final results.
- o Material property records.
- o Magnetic particle test final results.
- o Major weld repair procedures and results.
- o Radiographs (for in-service inspection application).
- o Radiograph review records.
- o Weld location diagrams.
- o Weld procedures.

5.4 MECHANICAL

- o Cleaning procedures and results.
- o Code data reports.
- o Installed lifting and handling equipment procedures, inspection, and test data.
- o Lubrication procedures.
- o Material properties records.
- o Pipe and fitting location reports.

REV. NO.	ISSUED	SECTION TITLE	PAGE NO.
0	5/19/88	LIST OF TYPICAL QA RECORDS	E-4

- o Pipe hanger and restraint data.
- o Pressure test results (hydrostatic or pneumatic).
- o Safety valve response test procedures.

5.5 ELECTRICAL AND INSTRUMENTATION AND CONTROL

- o Cable pulling tension data.
- o Cable separation data.
- o Cable splicing procedures.
- o Cable terminating procedures.
- o Certified cable test reports.
- o Relay test procedures.
- o Voltage breakdown test results on liquid insulation.

5.6 GENERAL

- o As-built drawings and records.
- o Final inspection reports and releases.
- o Nonconformance reports.
- o Specifications and drawings.
- o Details of equipment, methods, progress, and sequence of work.
- o Construction problems.
- o Anomalous conditions encountered.

6.0 PRE-OPERATIONAL AND START-UP TEST RECORDS

- o Automatic emergency power source transfer procedures and results.
- o Final system adjustment data.
- o Pressure test results (hydrostatic or pneumatic).

REV. NO.	ISSUED	SECTION TITLE	PAGE NO.
0	5/19/88	LIST OF TYPICAL QA RECORDS	E-5



NNWSI PROJECT QA PLAN

N-QA-040
1/88

- o Instrument alternating current (AC) systems and inverters test procedures and reports.
- o Offsite power source energizing procedures and test reports.
- o Onsite emergency power source energizing procedure and test reports.
- o Pre-operational test procedures and results.

7.0 OPERATION RECORDS

- o Records and drawing changes that identify repository design modifications made to systems and equipment described in the Final Safety Analysis Report.
- o Radioactive waste inventory, emplacement location, and transfer records.
- o Offsite environmental monitoring survey records.
- o Waste shipment records.
- o Repository radiation and contamination survey results.
- o Radiation exposure records for individuals entering radiation control areas.
- o Records of gaseous and liquid radioactive material released to the environment.
- o Records of transient or operational cycles for those repository components designed for a limited number of transients or cycles.
- o Training and qualification records for members of the repository operating staff.
- o In-service inspection records.
- o Records of reviews performed for changes made to procedures or equipment, or reviews of tests and experiments.
- o Meeting minutes of the Repository Nuclear Safety Committee and licensee nuclear review board.
- o Surveillance activities, inspections, and calibrations required by the technical documents.
- o Records of repository tests and experiments.

REV. NO.	ISSUED	SECTION TITLE	PAGE NO.
0	5/19/88	LIST OF TYPICAL QA RECORDS	E-6

- o Changes made to Operating Procedures.
- o Sealed source leak-test results.
- o Records of annual physical inventory of all sealed source material.
- o Logs of repository operation.
- o Records and logs of maintenance activities, inspection, repair, and replacement of principal items of structures, systems, and components
- o Operational, shift supervisor, and control-room logs.
- o Licensee event reports.
- o Fire protection records.
- o Nonconformance reports.
- o Repository equipment operations instructions.
- o Security plan and procedures.
- o Emergency plan and procedures.
- o Quality Assurance and Quality Control Manuals.
- o Records of activities required by the security plan and procedures.
- o Applicable records noted in other section of this appendix for any modification or new construction applicable to structures, systems, or components.
- o Evaluation of results of reportable safety concerns as required by regulations.
- o Annual environmental operating report.
- o Annual repository operating report.
- o Location and description of dewatering systems.

REV. NO.	ISSUED	SECTION TITLE	PAGE NO.
0	5/19/88	LIST OF TYPICAL QA RECORDS	E-7



NNWSI PROJECT QA PLAN

N-QA-040
1/88

APPENDIX F

REQUIREMENTS FOR THE QUALIFICATION OF QUALITY ASSURANCE PROGRAM AUDIT PERSONNEL

1.0 GENERAL

This Appendix provide requirements for the qualification of Lead Auditors. A Lead Auditor organizes and directs audits, reports audit findings, and evaluates corrective action. This Appendix also provides amplified requirements for the qualifications of individuals, henceforth referred to as Auditors, who participate in an audit, such as technical specialists, management representatives, and auditors-in-training.

1.1 QUALIFICATION OF AUDITORS

The responsible auditing organization shall establish the audit personnel qualifications and the requirements for the use of technical specialists to accomplish the auditing of Quality Assurance programs. Personnel selected for Quality Assurance auditing assignments shall have experience or training commensurate with the scope, complexity, or special nature of the activities to be audited. Auditors either shall have or shall be given appropriate training or orientation to develop their competence to perform required audits. The competence of personnel to perform the various auditing functions shall be developed by one or more of the methods listed below.

1.1.1 ORIENTATION

Orientation to provide a working knowledge and understanding of this document and the auditing organization's procedures for implementing audits and reporting results.

1.1.2 TRAINING PROGRAMS

Training programs to provide general and specialized training in audit performance. General training shall include fundamentals, objectives, characteristics, organization, performance, and results of quality auditing. Specialized training shall include methods of examining, questioning, evaluating, and documenting specific audit items and methods of closing audit findings.

1.1.3 ON-THE-JOB-TRAINING

On-the-job training, guidance, and counseling under the direct supervision of a Lead Auditor. Such training shall include planning, performing, reporting, and follow-up action involved in conducting audits.

REV. NO.	ISSUED	SECTION TITLE	PAGE NO.
0	5/19/88	REQUIREMENTS FOR AUDIT PERSONNEL	F-1



NNWSI PROJECT QA PLAN

N-QA-040
1/88

1.2 QUALIFICATION OF LEAD AUDITORS

An individual shall meet the requirements listed below before being designated a Lead Auditor:

1.2.1 COMMUNICATION SKILLS

The prospective Lead Auditor shall have the capability to communicate effectively, both orally and in writing. These skills shall be attested to in writing by the Lead Auditor's employer.

1.2.2 TRAINING

Prospective Lead Auditors shall have training to the extent necessary to ensure their competence in auditing skills. Training in the following areas shall be given based upon management evaluation of the particular needs of each prospective Lead Auditor:

- o Knowledge and understanding of this document, 10 CFR Part 60, and other nuclear and/or DOE related codes, standards, regulations, and regulatory guides, as applicable to the NNWSI Project.
- o General structure of Quality Assurance programs and applicable elements as defined in this document.
- o Auditing techniques of examining, questioning, evaluating, and reporting; methods of identifying and following up on corrective action items; and closing out audit findings.
- o Audit planning in the functions related to quality for the following activities: site characterization (scientific investigations), design, purchasing, fabrication, handling, shipping, storage, cleaning, erection, installation, inspection, testing, statistics, nondestructive examination, maintenance, repair, operation, modification of nuclear facilities or associated components, and safety aspects of the nuclear facility.
- o On-the-job training to include applicable elements of the audit program.

1.2.3 AUDIT PARTICIPATION

The prospective Lead Auditor shall have participated in a minimum of five Quality Assurance audits within a period of time not to exceed three years prior to the date of qualification. One of the audits shall be a nuclear Quality Assurance audit that shall be made within the year prior to qualification.

0

REV. NO.	ISSUED	SECTION TITLE	PAGE NO.
0	5/19/88	REQUIREMENTS FOR AUDIT PERSONNEL	F-2



NNWSI PROJECT QA PLAN

N-QA-040
1/88

1.2.4 EXAMINATION

The prospective Lead Auditor shall pass an examination that shall evaluate his comprehension of and ability to apply the body of knowledge identified in Paragraph 1.2.2 above. The test may be oral, written, practical, or any combination of the three types. If any portion of the examination is oral, written documentation of the oral examination questions/content shall be maintained. The development and administration of the examination shall be in accordance with Paragraph 1.4 of this section.

1.3 MAINTENANCE OF QUALIFICATION

1.3.1 MAINTENANCE OF PROFICIENCY

Lead Auditors shall maintain their proficiency through regular and active participation in the audit process; review and study of codes, standards, procedures, instructions, and other documents related to quality assurance program and program auditing; and participation in training programs. Based on annual assessment, management may extend the qualification, require retraining, or require requalification. These evaluations shall be documented.

1.3.2 REQUALIFICATION

Lead Auditors who fail to maintain their proficiency for a period of two years or more shall require requalification. Requalification shall include retraining in accordance with the requirements of Paragraph 1.2.2 of this section, reexamination in accordance with Paragraph 1.4.2, and participation as an Auditor in at least one nuclear Quality Assurance audit.

1.4 ADMINISTRATION

1.4.1 ORGANIZATIONAL RESPONSIBILITY

Training of auditors shall be the responsibility of the employer. The responsible auditing organization shall select and assign personnel who are independent of any direct responsibility for the performance of the activities that they will audit. The Lead Auditor shall, prior to commencing the audit, concur that assigned personnel collectively have experience or training commensurate with the scope, complexity, or special nature of the activities to be audited.

1.4.2 QUALIFICATION EXAMINATION

The development and administration of the examination for a Lead Auditor required by Paragraph 1.2.4 is the responsibility of the employer. The employer may delegate this activity to an independent certifying agency, but shall retain responsibility for conformance to this document of the examination and its administration. Integrity of the examination shall be maintained

REV. NO.	ISSUED	SECTION TITLE	PAGE NO.
0	5/19/88	REQUIREMENTS FOR AUDIT PERSONNEL	F-3



NNWSI PROJECT QA PLAN

N-QA-040
1/88

by the employer or certifying agency through appropriate confidentiality of files and, where applicable, proctoring of examinations. Copies of the objective evidence regarding the type or types and content of the examination or examinations shall be retained by the employer.

1.5 CERTIFICATION OF QUALIFICATION

Each Lead Auditor shall be certified by his employer as being qualified to lead audits. As a minimum, this certification shall document the following:

- o Employer's name.
- o Lead Auditor's name.
- o Date of certification or recertification.
- o Basis of qualification (i.e., education, experience, communication skills, training, examination, etc.).
- o Signature of employer's designated representative who is responsible for such certification.

REV. NO.	ISSUED	SECTION TITLE	PAGE NO.
0	5/19/88	REQUIREMENTS FOR AUDIT PERSONNEL	F-4

APPENDIX G

REQUIREMENTS FOR QUALIFICATION OF EXISTING DATA NOT GENERATED UNDER A QA PROGRAM MEETING THE REQUIREMENTS OF 10 CFR 60, SUBPART G

1.0 GENERAL

This Appendix provides the requirements for the qualification of existing data, that will be needed to support a license application, which have not been initially generated under a QA Program meeting the requirements of 10CFR60, Subpart G.

2.0 METHODS FOR QUALIFICATION OF EXISTING DATA

2.1 Four methods or combinations of methods are acceptable for the process of qualifying existing data:

- a. The execution of the peer review process in accordance with the requirements of Appendix J of this QA Plan.
- b. The use of corroborating data which is defined as existing data used to support or substantiate other existing data. Inferences drawn to corroborate the existing data shall be clearly identified, justified, and documented. The level of confidence associated with corroborating data is related to the quality of the program under which it was developed and the number of independent data sets. The amount of corroborating data needed shall be dealt with on a case-by-case basis in the documented reviews for qualification.
- c. The use of confirmatory testing which is defined as testing conducted under a 10CFR60, Subpart G QA program which investigates the properties of interest (e.g., physical, chemical, geologic mechanical) of an existing data base. One example of confirmatory testing is testing conducted under the same environmental conditions and with similar or the same procedures, test material, and equipment as the original test which generated the existing data. Another type of confirmatory testing is testing conducted by different test methods and equipment but which still investigates the same parameter of interest. The amount of confirmatory testing required shall be dealt with on a case-by-case basis in the documented reviews for qualification.
- d. Demonstrating that the existing data was collected under a QA program which is equivalent to a 10 CFR 60, Subpart G QA program.

3.0 SELECTION AND DOCUMENTATION OF QUALIFICATION METHODOLOGY

3.1 When the methods indicated in Sections 2.1b, 2.1c, and 2.1d are utilized to qualify existing data, a technical review shall be conducted to support the quality of the data.

REV. NO.	ISSUED	SECTION TITLE	PAGE NO.
1	7/27/88	REQUIREMENTS FOR QUALIFICATION OF EXISTING DATA	G-1



NNWSI PROJECT QA PLAN

N-QA-040
1/88

Additional confidence/credibility can be achieved when a combination of methods is used.

3.2 Documentation of the decision process shall provide an auditable trail of all factors used in arriving at the choice of the qualification method(s), and the decision as to the qualification of the existing data. The level of confidence in the existing data shall be commensurate with the intended use of the data. Attributes which shall be considered in the qualification process are:

- a. Qualifications of personnel or organizations generating the data are comparable to qualification requirements of personnel generating similar data under the approved 10 CFR 60, Subpart G program.
- b. The technical adequacy of equipment and procedures used to collect and analyze the data.
- c. The extent to which the data demonstrate the properties of interest (e.g., physical, chemical, geologic, mechanical).
- d. The environmental conditions under which the data were obtained if germane to the quality of data.
- e. The quality and reliability of the measurement control program under which the data were generated.
- f. The extent to which conditions under which the data were generated may partially meet Subpart G.
- g. Prior uses of the data and associated verification processes.
- h. Prior peer or other professional reviews of the data and their results.
- i. Extent and reliability of the documentation associated with the data.
- j. Extent and quality of corroborating data or confirmatory testing results.
- k. The degree to which independent audits of the process that generated the data were conducted.
- l. The importance of the data to showing that the proposed repository design meets the performance objectives of 10 CFR 60, Subpart E.
- m. Replication of test results.

Note: Additional guidance related to this subject can be found in NUREG-1298 "QUALIFICATION OF EXISTING DATA FOR HIGH-LEVEL NUCLEAR WASTE REPOSITORIES" (February, 1988).

REV. NO.	ISSUED	SECTION TITLE	PAGE NO.
1	7/27/88	REQUIREMENTS FOR QUALIFICATION OF EXISTING DATA	G-2



NNWSI PROJECT QA PLAN

N-QA-040
1/88

APPENDIX H

REQUIREMENTS FOR COMPUTER SOFTWARE USED TO SUPPORT A HIGH-LEVEL NUCLEAR WASTE REPOSITORY LICENSE APPLICATION

This appendix provides detailed requirements for the development, maintenance, and security of computer software. It supplements Section III of this QA plan and shall be used in conjunction with that section.

1.0 OBJECTIVES

The attainment of software quality is dependent on the control of the entire software development process, and is not assured solely by inspection and test of the end product. This appendix prescribes appropriate systematic practices that shall:

- o Reduce the likelihood of defects entering executable code during development.
- o Ensure that the end product answers the requirements of its intended application.
- o Reduce the likelihood that defects will be introduced into executable code during later maintenance and modification.

2.0 APPLICABILITY

The detailed requirements set forth in this appendix apply to computer software used to produce or manipulate data which is used directly in the design, analysis, performance assessment, and operation of repository structures, systems, and components. The extent to which these requirements apply is related to the nature, complexity, and importance of the software application. Individuals or organizations involved in the development and maintenance of computer software shall have in place written policies and procedures that shall assure that the requirements of this part are implemented in a consistent and systematic manner.

3.0 TERMS AND DEFINITIONS

Terms and definitions for NNWSI Project software are contained in Appendix A to this QA Plan.

0

REV. NO.	ISSUED	SECTION TITLE	PAGE NO.
0	7/27/88	REQUIREMENTS FOR COMPUTER SOFTWARE	H-1



NNWSI PROJECT QA PLAN

N-QA-040
1/88

4.0 SOFTWARE LIFE CYCLE

Individuals or organizations implementing software development activities shall adhere to a software life cycle model that requires that software development proceed in a traceable, planned, and orderly manner. The relative emphasis placed on each phase of the software development cycle will depend on the nature and complexity of the software being developed. Verification and/or validation of computer software is performed in two stages:

1. By the individual generating or modifying the software
2. By an independent individual or organization, one who did not work on the original software.

The first stage involves activities (i.e., iterations of tests and runs) to arrive at a final product. It is not required to document all of these activities performed to satisfy the software developer. The results of this stage shall, however, form the input to a verification and/or validation plan that shall be documented, reviewed, and approved prior to independent tests. Each phase of the software development cycle shall provide specific attributes that shall be incorporated into verification and validation activities. The documentation for each phase of the software development cycle shall be reviewed and approved before succeeding phases can begin. An example of one such model is described below:

Requirements

Design

Implementation

Test

Installation and Checkout

Operation and Maintenance

4.1 SOFTWARE QA PLAN

The application of the software life cycle to the development and/or use of the software shall be as described in the Software Quality Assurance Plan.

0

REV. NO.	ISSUED	SECTION TITLE	PAGE NO.
0	7/27/88	REQUIREMENTS FOR COMPUTER SOFTWARE	H-2



NNWSI PROJECT QA PLAN

N-QA-040
1/88

4.1.1 A software QA plan shall be prepared for each software development/application effort at the start of the software life cycle. This plan may be prepared individually for each piece of software or may exist as a generic document to be applied to all software prepared within an organization. The software QA plan shall identify:

- o The software products to which it applies.
- o The organizations responsible for software quality and their tasks and responsibilities.
- o Required documentation.
- o Standards, conventions, techniques, or methodologies which shall guide the software development, as well as methods to assure compliance to the same.
- o The required software reviews.

4.1.2 Regardless of the life cycle model used, the following requirements shall apply as interpreted and defined by the organizations software QA plan.

4.1.2.1 Requirements Phase

During this phase requirements that pertain to functionality, performance, design constraints, attributes, and external interfaces of the completed software shall be specified, documented, and reviewed. These requirements shall possess the following characteristics:

- o A format and language that is understood by the programming organization and the user.
- o Enough detail to allow for objective verification.
- o Adequate definition to provide for the response of the software to all realizable classes of input data.
- o The information necessary to design the software without prescribing the software design itself.

4.1.2.2 Design Phase

During the design phase a software design based on the requirements shall be specified, documented, and systematically reviewed. The design shall specify the overall structure (control and data flow), and the reduction of the overall structure into physical solutions (algorithms, equations, control logic, and data structures). The design may necessitate the modification of the requirements documentation.

Design phase verification and validation activities during this phase shall consist of:

REV. NO.	ISSUED	SECTION TITLE	PAGE NO.
0	7/27/88	REQUIREMENTS FOR COMPUTER SOFTWARE	H-3

- o The generation of design-based test cases.
- o The review and analysis of the software design.
- o The verification of the software design.

4.1.2.3 Implementation Phase

During this phase the design shall be translated into a programming language and the implemented software shall be debugged. Only minor, if any, design issues shall be resolved at this phase.

Verification and validation activities during this phase shall consist of:

- o The possible modification of test cases necessary due to design changes made during coding.
- o The examination of source code listings to assure adherence to coding standards and conventions.

4.1.2.4 Testing Phase

During the testing phase the design as implemented in code shall be exercised by executing the test cases. Failure to successfully execute the test cases may require the modification of the requirements, the design, the implementation, or the test plans and test cases.

Verification and validation activities during this phase shall consist of:

- o The evaluation of the completed software to assure adherence to the requirements.
- o The preparation of a report on the results of software verification and validation.

4.1.2.5 Installation and Checkout Phase

During this phase the software becomes part of a system incorporating other software components, the hardware, and production data. The process of integrating the software with other components may consist of installing hardware, installing the program, reformatting or creating databases, and verifying that all components have been included.

Testing activities during this phase shall consist of the execution of test cases for installation and integration. Test cases from earlier phases shall be enhanced and used for installation testing.

4.1.2.6 Operations and Maintenance Phase

During the operations and maintenance phase the software has been approved for operational use. Further activity shall consist of maintenance of the software to remove latent errors (corrective maintenance), to respond

0

REV. NO.	ISSUED	SECTION TITLE	PAGE NO.
0	7/27/88	REQUIREMENTS FOR COMPUTER SOFTWARE	H-4



NNWSI PROJECT QA PLAN

N-QA-040
1/88

to new or revised requirements (perfective maintenance), or to adapt the software to changes in the software environment (adaptive maintenance). Software modifications shall be approved, documented, tested (including regression testing as appropriate), and controlled in accordance with Paragraph 5.0.

5.0 SOFTWARE VERIFICATION AND VALIDATION

Verification and validation plans by the responsible project organization shall employ methods such as inspection, analysis, demonstration, and test to assure that the software adequately and correctly performs all intended functions, and that the software does not perform any function that either by itself or in combination with other functions can degrade the entire system.

Verification and validation activities shall be planned and performed relative to specific hardware configurations. The amount of verification and validation activity shall be determined by the type and complexity of the software. The results of all verification and validation activities shall be documented in the Verification and Validation Report.

5.1 VERIFICATION

Verification activities shall be integrated into all phases of the software life cycle and shall be performed to an extent proportional to the critical importance of the software. Software verification shall be performed to assure that the software requirements are implemented in the software design, and the software design is implemented in code. Appropriate methods such as inspection, analysis, test, or demonstration shall be applied to accomplish verification objectives.

5.2 VALIDATION

Validation activities are performed at the end of the software development cycle to demonstrate that the model as embodied in the computer software is a correct representation of the process or system for which it is intended. This is accomplished by comparing software results against verified and traceable data obtained from laboratory experiments, field experiments or observations, or in site testing. Specific sets of data used in the validation process shall be identified and justification shall be made for their use.

When data are not available from the sources mentioned above, alternative approaches used shall be documented, including an evaluation of the degree of validity of the model. Alternative approaches may include peer review and comparisons with the results of similar analysis performed with verified software. The results of the validation shall be reported in the Verification and Validation Report.

REV. NO.	ISSUED	SECTION TITLE	PAGE NO.
0	7/27/88	REQUIREMENTS FOR COMPUTER SOFTWARE	H-5



NNWSI PROJECT QA PLAN

N-QA-040
1/88

6.0 SOFTWARE CONFIGURATION MANAGEMENT

A software configuration management system shall be established to assure positive identification of software and control of all software baseline changes.

6.1 CONFIGURATION IDENTIFICATION

A configuration baseline shall be identified at the completion of each major phase of the software development cycle. Approved changes to a baseline shall be added periodically to the baseline as updates. A baseline plus updates shall specify the most recent software configuration. Updates shall be incorporated into subsequent baselines. Both baselines and updates shall be defined by their composition of software configuration items.

A labeling system for configuration items shall be implemented that:

- o Uniquely identifies each configuration item or version number.
- o Identifies changes to configuration items by revision.
- o Places the configuration item in a relationship with other configuration items.
- o Provides the ability to reconstruct the configuration of the software from the requirements phase up to the present time.

6.2 CONFIGURATION CHANGE CONTROL

A proposal for changes to baseline software shall be formally documented. This documentation shall contain a description of the proposed change, the identification of the originating organization, the rationale for the change, and the identification of affected baselines and software configuration items. The proposal shall be formally evaluated by a qualified individual or organization with the ability to approve or disapprove the proposed change. Assurance shall be provided that only authorized changes are made to software baselines.

6.3 CONFIGURATION STATUS ACCOUNTING

The information that is needed to manage configuration control of software shall be recorded and reported. This information shall include a listing of the approved configuration identification, the status of proposed changes to the configuration, the implementation status of approved changes, and all information to support the functions of configuration identification, and configuration control.

0

REV. NO.	ISSUED	SECTION TITLE	PAGE NO.
0	7/27/88	REQUIREMENTS FOR COMPUTER SOFTWARE	H-6

7.0 DOCUMENTATION

The following is the minimum acceptable documentation of computer software developed or modified for use on the NNWSI Project. It follows the phases of the software life cycle. Additional documentation may also be identified in the software quality assurance plan for each NNWSI Project participant or software project.

7.1 SOFTWARE REQUIREMENTS SPECIFICATION

A specific capability of software can be called a requirement only if its achievement can be verified by a prescribed method. Software requirements documentation shall outline the requirements that the proposed software must fulfill. The requirements shall address the following:

- o Functionality - the functions the software are to perform.
- o Performance - The time-related issues of software operation such as speed, recovery time, response time, etc.
- o Design constraints imposed on implementation - any elements that will restrict design options.
- o Attributes - non-time-related issues of software operation such as portability, correctness, security, maintainability, etc.
- o External Interfaces - interactions with other participants, hardware, and other software.

7.2 SOFTWARE DESIGN DOCUMENTATION

Software design documentation is a document or series of documents that shall contain:

- o A description of the major components of the software design as they relate to the requirements of the software requirements specification.
- o A technical description of the software with respect to control flow, data flow, control logic, and data structure.
- o A description of the allowable and tolerable ranges for inputs and outputs.
- o The design described in a manner that is easily traceable to the software requirements.
- o Code assessment and support documentation and descriptions of mathematical models and numerical methods as required by NRC publication NUREG-0856.
- o Continuing documentation, code listings, and software summary forms as required by NUREG-0856.

REV. NO.	ISSUED	SECTION TITLE	PAGE NO.
0	7/27/88	REQUIREMENTS FOR COMPUTER SOFTWARE	H-7

7.3 SOFTWARE IMPLEMENTATION DOCUMENTATION

Any design changes made to the requirement and design phase documents shall be assessed as to the impact on the design. The revised requirement and design phase documents shall be reviewed to the same level of review as the original documents. The results of this phase shall be the basis for the software Verification and Validation Plan.

7.4 SOFTWARE VERIFICATION AND VALIDATION DOCUMENTATION (TEST)

Software verification and validation documentation shall include a plan that describes the tasks and criteria for accomplishing the verification of the software in each phase, and the validation of the software at the end of the development cycle. The documentation shall also specify the hardware and system software configuration pertinent to the software. The documentation shall be organized in a manner that allows traceability to both the software requirements and the software design. This documentation will also include a report on the results of the execution of the software verification and validation activities. This report shall include the results of all reviews, audits, and tests, and a summary of the status of the software.

7.5 USER DOCUMENTATION

User documentation shall be prepared in accordance with NUREG-0856 and shall include a description of:

- o Program considerations, options, and initialization procedures.
- o Anticipated error situations and how the user can correct them.
- o Internal and external data files, their input sequence, structures, units, and ranges.
- o Input and output options, defaults, and formats.
- o System interface features and limitations.
- o Information for obtaining user and maintenance support.
- o Sample problems.

8.0 REVIEWS

Reviews of software development activity shall be performed as each life cycle phase is completed to assure the completeness and integrity of each phase of development prior to proceeding to the next development phase. The procedures used for reviews shall identify the participants and their specific responsibilities during the review and in the preparation and distribution of the review report.

REV. NO.	ISSUED	SECTION TITLE	PAGE NO.
0	7/27/88	REQUIREMENTS FOR COMPUTER SOFTWARE	H-8



NNWSI PROJECT QA PLAN

N-QA-040
1/88

The documentation for all reviews shall contain a record of review comments, a plan, and timetable for the resolution of the review comments, and the personnel responsible for this resolution.

After review comments are resolved, the approved documents shall be updated and placed under configuration management.

8.1 SOFTWARE REQUIREMENTS REVIEW

The review of software requirements shall be performed at the completion of the software requirements documentation. This review shall assure that the requirements are complete, verifiable, consistent, and formatted to provide traceability of requirements throughout the development cycle. The review shall also assure that there is sufficient detail available to complete the software design.

8.2 SOFTWARE DESIGN REVIEW

The software design review will be held at the completion of the software design documentation. This review shall evaluate the technical adequacy of the design approach, and assure that the design answers all the requirements in the requirements documentation. The complexity of the software design may require the performance of two design reviews; one at the completion of the overall software architecture, and the second at the completion of the total design.

8.3 SOFTWARE IMPLEMENTATION REVIEW

The software implementation review is an evaluation of the completed requirements, design, and implementation process prior to independent verification and validation and concludes in review and approval of the verification and validation plan.

8.4 SOFTWARE VERIFICATION AND VALIDATION REVIEW

The software verification and validation review is an evaluation of the adequacy of completed software verification and validation activities and concludes in review and approval of the Verification and Validation Report.

9.0 DISCREPANCY REPORTING AND CORRECTIVE ACTION

A formal procedure of software discrepancy reporting and corrective action shall be established. This discrepancy reporting system shall be integrated with the configuration management system to assure formal processing of discrepancy resolutions.

REV. NO.	ISSUED	SECTION TITLE	PAGE NO.
0	7/27/88	REQUIREMENTS FOR COMPUTER SOFTWARE	H-9

Software discrepancy reporting and corrective action shall assure that, as a minimum:

- o Defects are documented and corrected.
- o Defects are assessed for criticality and impacted as previous applications.
- o Corrections are reviewed and approved before changes to the software configuration are made.
- o Preventive and corrective actions provide for appropriate notification of affected organizations.

10.0 MEDIA CONTROL AND SECURITY

Physical media containing the images of software shall be physically protected to prevent their inadvertent damage or degradation.

11.0 ACQUIRED SOFTWARE

Requirements shall be established for controlling the transfer of computer software from an outside source to a user organization and from a user organization to an outside requesting organization. Software transfer requests of the organization (or purchases) from an outside source shall include appropriate criteria to enable the software received to comply, as much as possible, with the requirements of this QA Plan and the needs of the organization's computer system. Those requirements not met by the software received shall be completed by the organization in the relative phase of the software life cycle that is incomplete or, if that is not possible, the reason shall be documented and maintained with the software and distributed to the users. The software shall be used only for those applications for which the documentation is complete.

Configuration management change controls shall be established for documenting the conversion of software to be used on a computer system, and/or peripheral hardware, other than that for which it was designed. Conversion includes all modifications and tests made to input/output or the source code or additional software written to run the original software on the new system. Software conversion shall be documented and maintained in the user's manual for the specific version of the software and the computer system on which it is installed. Software conversion changes shall be evaluated and activities performed in accordance with the appropriate configuration management system elements.

0

REV. NO.	ISSUED	SECTION TITLE	PAGE NO.
0	7/27/88	REQUIREMENTS FOR COMPUTER SOFTWARE	H-10



NNWSI PROJECT QA PLAN

N-QA-040
1/88

12.0 COMPUTER SOFTWARE APPLICATIONS

Organizations shall establish procedures for controlling the application of verified and/or validated computer software to technical calculations in support of design, analysis, performance assessment, and operation of repository structures, systems, and components.

Organizations shall establish procedures for documenting and reviewing software application and analyses and assuring that all results are accurate and reproducible. Requirements shall be established for identifying or otherwise marking record copies of all analyses and supporting documentation. Supporting documentation includes computer output (results), code input data including data bases and original sources/references of and assumptions used to obtain such data, code design, user's and/or operation manuals, verification/validation test results and/or hand calculations.

Technical calculations using software shall be performed with applicable computer codes and with software operating procedures defined sufficiently to allow independent repetition of the entire computation.

Controls shall be established for generating and documenting software used to perform technical calculations. All auxiliary software used shall be included in documentation of technical calculations performed and shall be included in independent review as part of the calculation.

All applications of computer software shall be independently reviewed and approved to assure that the software selected is applicable to the problem being solved and that all input data and assumptions are valid and traceable.

0

REV. NO.	ISSUED	SECTION TITLE	PAGE NO.
0	7/27/88	REQUIREMENTS FOR COMPUTER SOFTWARE	H-11

APPENDIX I

REQUIREMENTS FOR THE IDENTIFICATION OF ITEMS AND ACTIVITIES TO BE INCLUDED ON THE Q-LIST

1.0 GENERAL

This Appendix provides requirements for the identification of items important to safety and the identification of items and activities important to waste isolation. These items and activities are subject to the highest quality assurance level (QA Level I) of this QA Plan and shall be listed on a "Q-List."

2.0 QUALITY ASSURANCE CRITERIA FOR LICENSING

The purpose of the geologic repository program is to permanently dispose of high-level nuclear waste. In order to obtain a license for receipt and possession of radioactive material at the geologic repository, it must be demonstrated that the repository system will function as required to protect health and safety of the public and the environment. Requirements for licensing a repository to meet this goal are specified in 10 CFR Part 60. These requirements describe the performance objectives and other technical criteria to assure safe operation during waste emplacement and retrieval (if necessary), as well as effective containment and long-term isolation of waste following permanent closure of the geologic repository. The QA Level I requirements of this QA Plan specify the QA program for these items and related activities important to safety and/or waste isolation to assure that their characterization, design, construction, and operation comply with the requirements of 10 CFR Part 60.

2.1 CRITERIA FOR THE Q-LIST

The QA Level I requirements of this QA Plan apply to items and activities important to safety and/or waste isolation. As derived from 10 CFR Part 60 (60.152), this QA program is based on the 18 criteria of 10 CFR Part 50 Appendix B. These criteria address, in general terms, the basic elements of a QA program, such as organization, design control, test control, inspection, and records management. As noted in 10 CFR 60.152, these criteria are supplemented as necessary to meet the specific requirements of the repository program. In addition to the QA Level I requirements of this QA Plan items important to safety and the waste package are subject to the design criteria of 10 CFR 60.131(b) and 60.135 respectively.

2.2 CRITERIA FOR NON-Q-LIST ITEMS

Certain items that are not important to safety and/or waste isolation shall also be addressed in the license application to demonstrate compliance with 10 CFR Part 60 requirements. While these items are not subject to the QA Level I requirements of this QA Plan, QA Level II requirements shall be applied. Additional guidance related to this subject can be found in NUREG-1318, (April, 1988), paragraph 5.1(b).

REV. NO.	ISSUED	SECTION TITLE	PAGE NO.
0	7/27/88	REQUIREMENTS FOR Q-LIST	I-1



NNWSI PROJECT QA PLAN

N-QA-040
1/88

2.3 DATA NOT COLLECTED UNDER A 10 CFR 60 SUBPART G QA PROGRAM

All data collection, interpretations, analyses, and other work to be used to support findings related to important to safety and/or waste isolation in the licensing process shall be technically and procedurally defensible. "Existing data" shall be qualified in accordance with the requirements of Appendix G of this QA Plan. In addition to existing data, some materials that may be important to safety and/or waste isolation may already have been purchased prior to implementation of a 10 CFR 60 Subpart G QA Program. Supporting documentation on these materials (e.g. the technical specifications and QA records) shall be reviewed to determine whether they meet the technical and QA requirements for their designated function. If not, they shall be "qualified" for use to assure they will perform their intended function.

3.0 IDENTIFICATION OF ITEMS IMPORTANT TO SAFETY

Items important to safety are those items essential to the prevention or mitigation of an accident that could result in a radiation dose to the whole body, or any organ, of 0.5 rem or greater at or beyond the nearest boundary of unrestricted area at any time until the completion of permanent closure (10 CFR 60.2). The 0.5 rem value is, therefore, the threshold for determining what structures, systems, and components shall be on the Q-list as items important to safety. The rationale for placing a system, structure, or component on the Q-list is to provide added assurance, via application of rigorous QA/QC and design requirements, that they should perform their designated function.

3.1 Probabilistic Risk Analysis (PRA) shall be used to the extent practicable, to support the identification of structures, systems, and components important to safety in the license application. Use of this approach for the operations phase of the HLW program is consistent with the approach prescribed by the EPA standard (40 CFR Part 191) for the overall system containment following emplacement of waste in a geologic repository. In cases where data are limited, engineering judgment and conservative bounding assumptions shall be used. Conservative assumptions shall include non-mechanistic failures where information and/or experience are not adequate to reliably determine failure modes and accident scenarios. However, non-mechanistic failures need not be considered where failure modes and mechanisms are understood and failure rates can be determined.

3.2 Operator actions or errors which could initiate accidents shall be identified in PRAs or other analysis. These shall be controlled to minimize the probability of occurrence. Other activities which are subject to QA Level I requirements, such as designing, inspecting, and purchasing will not be identified in PRAs but shall be controlled in accordance with QA Level I requirements.

REV. NO.	ISSUED	SECTION TITLE	PAGE NO.
0	7/27/88	REQUIREMENTS FOR Q-LIST	I-2

3.3 PRAs shall utilize the following techniques:

- 3.3.1 System modeling to depict the combination of safety function and system successes or failures which constitute accident scenarios. Two modeling techniques which may be used are event tree analysis, which identifies the sequence of events that may result in an accident, and fault tree analysis, which determines how failures in safety systems may occur. Both techniques are analytical tools which organize and characterize potential accidents in a methodical manner.

An event-tree defines a comprehensive set of accident sequences that encompasses the effects of all realistic and physically possible potential accidents. By definition, an initiating event is the beginning point in the sequence. Hence, a comprehensive list of accident-initiating events shall be compiled to ensure that the event trees properly depict all important sequences.

A fault tree examines the various ways in which a system designed to perform a safety function can fail. Each safety system identified in the event tree as involved in an accident shall be examined to determine how failures of components within that system could cause the failure of the entire system.

If failure of a mitigating system could contribute to an off-site dose, individual components within the mitigating system shall be reviewed, using fault tree analysis, to determine the effect of their failure on performance of the overall system. For example, individual components in the ventilation system which may need to be analyzed include dampers, motors, and filters.

- 3.3.2 Consequence analysis of accident scenarios identified in event/fault tree analyses to determine the amount and kind of radionuclides which may reach the unrestricted area and contribute to an off-site dose. Consequence analysis includes identification of a source term for radioactive releases and evaluation of mechanisms for movement and deposition of radioactive materials released from the HLW facility. The energy, magnitude, and timing of radiological releases resulting from various accidents shall be considered in this analysis.

- 3.3.3 Analysis to assess the effect of uncertainties in the data base and uncertainties arising from modeling assumptions on the PRA findings. The insights gained in the analysis about features that are significant contributors to risk can provide qualitative understanding into system performance.

Additional guidance related to the assessment of pre-closure accidents can be found in NUREG 1318, (April, 1988), paragraph 5.2(a).

0

REV. NO.	ISSUED	SECTION TITLE	PAGE NO.
0	7/27/88	REQUIREMENTS FOR Q-LIST	I-3



NNWSI PROJECT QA PLAN

N-QA-040
1/88

3.2 REDUNDANCY

The use of redundant structures, systems, and components is a method of providing additional assurance that necessary safety functions will be performed if an accident occurs and that the accident dose limit will not be exceeded. In a redundant system, the failure of one train of the system shall not comprise or prevent the associated safety function from being performed. For the high-level waste repository, 10 CFR 60 [60.131(b)(5)(ii)] addresses requirements for redundancy. The items needed to provide redundancy of items important to safety shall also be on the Q-list.

3.3 USE OF PREVIOUSLY ESTABLISHED GUIDELINES AND STANDARDS

Many guidelines and standards have been developed in the nuclear power reactor program and other nuclear programs which may be applicable for the geologic repository program. For example, there are regulatory guides covering design basis earthquakes, floods, and tornado wind velocities which may be used in the design of the HLW facility and developing the Q-list. While some of these guidelines and standards may not be directly applicable to a geologic repository, they shall be considered to the extent practicable, to eliminate the need to develop new approaches.

3.4 RETRIEVAL

The option for retrieval of waste is addressed as a performance objective in 10 CFR 60.111(b). If retrieval is found to be necessary, analyses of retrieval operations shall be conducted at that time, to identify Q-list items.

4.0 IDENTIFICATION OF ITEMS AND ACTIVITIES IMPORTANT TO WASTE ISOLATION

The term "important to waste isolation" refers to engineered and natural barriers that will be relied on to meet the containment and isolation performance objectives of 10 CFR 60 Subpart E. Four of the performance objectives for waste isolation after permanent closure are stated in 10 CFR 60.112 and 60.113 and include:

- o ground water travel time
- o waste package containment period
- o maximum yearly release rate from the engineered barrier system
- o the overall system performance objective in 10 CFR 60.112 for release of radioactive materials to the accessible environment (the EPA standard in 40 CFR Part 191).

The items and activities important to waste isolation shall include:

- o Components of the engineered barrier system relied on to meet the performance objectives.

0

REV. NO.	ISSUED	SECTION TITLE	PAGE NO.
0	7/27/88	REQUIREMENTS FOR Q-LIST	I-4



NNWSI PROJECT QA PLAN

N-QA-040
1/88

- o Elements of the natural barrier system (e.g., host rock, and geochemical retardation characteristics) relied on to meet the performance objectives.
- o Activities necessary to demonstrate that the performance objectives will be met, including collection of data to characterize the site or performance of engineered barriers.
- o Activities in the preclosure phase that could effect post-closure performance.

The broad performance objectives for waste isolation provide some flexibility in allocating credit among the various components of the natural and engineered barrier systems to meet each objective. For example, a 300 to 1000 year lifetime for the waste package might be achieved by a combination of performance from each of the components in the waste package or by a single component, such as the canister. The allocation of performance among the various components of the natural and engineered barrier system for each performance objective will provide the basis for determining which barriers are important to waste isolation. Performance assessments shall be conducted on these barriers to ascertain that those relied on will meet the waste isolation and containment performance objectives of 10 CFR Part 60. The initial allocations of performance will provide a basis for determining what site characterization testing will be needed. The initial allocations of performance among the barriers is likely to change based on the results of performance assessments using data collected during site characterization.

It is expected that most of the data collected during the site characterization phase can potentially be used in the license application performance assessments. During the early phase of characterization in particular, when little is known about the site and the importance of data characterizing it, data collection activities shall be controlled in accordance with the QA Level I requirements of this QA Plan. However, there may be cases where it is known that data are not needed for performance assessments, or will be duplicated later in accordance with QA Level I requirements of this QA Plan and therefore would not have to be performed in accordance with the QA Level I requirements at this time. For example, scoping tests or tests to examine the feasibility and appropriateness of a data collection technique may not need to be performed in accordance with the QA Level I requirements of this QA Plan.

Note: Additional guidance related to this subject can be found in NUREG-1318, "TECHNICAL POSITION ON ITEMS AND ACTIVITIES IN THE HIGH-LEVEL WASTE GEOLOGIC REPOSITORY PROGRAM SUBJECT TO QUALITY ASSURANCE REQUIREMENTS" (APRIL, 1988).

0

REV. NO.	ISSUED	SECTION TITLE	PAGE NO.
0	7/27/88	REQUIREMENTS FOR Q-LIST	I-5

APPENDIX J

REQUIREMENTS FOR PEER REVIEW

1.0 General

This appendix provides the requirements regarding the applicability of peer reviews, the structure of peer review groups, acceptability of peers, and the conduct and documentation of peer reviews.

2.0 APPLICABILITY OF PEER REVIEW

2.1 A peer review shall be used when the adequacy of information (e.g., data, interpretations, test results, design assumptions, etc.) or the suitability of procedures and methods essential to showing that the repository system meets or exceeds its performance requirements with respect to safety and waste isolation cannot otherwise be established through testing, alternate calculations or reference to previously established standards and practices.

2.2 In general, the following conditions are indicative of situations in which a peer review shall be considered:

- a. Critical interpretations or decisions will be made in the face of significant uncertainty, including the planning for data collection, research, or exploratory testing.
- b. Decisions or interpretations having significant impact on performance assessment conclusions will be made.
- c. Novel or beyond the state-of-the-art testing, plans and procedures, or analyses are or will be utilized.
- d. Detailed technical criteria or standard industry procedures do not exist or are being developed.
- e. Results of tests are not reproducible or repeatable.
- f. Data or interpretations are ambiguous.
- g. Data adequacy is questionable--such as, data may not have been collected in conformance with an established QA program.

2.3 A peer review shall be used when the adequacy of a critical body of information can be established by alternate means, but there is disagreement within the cognizant technical community regarding the applicability or appropriateness of the alternate means.

REV. NO.	ISSUED	SECTION TITLE	PAGE NO.
0	7/27/88	REQUIREMENTS FOR PEER REVIEW	J-1



NNWSI PROJECT QA PLAN

N-QA-040
1/88

3.0 STRUCTURE OF PEER REVIEW GROUP

The number of peers comprising a peer review group shall vary commensurate with the following:

- A. The complexity of the work to be reviewed.
- B. Its importance to establishing that safety or waste isolation performance goals are met.
- C. The number of technical disciplines involved.
- D. The degree to which uncertainties in the data or technical approach exist.
- E. The extent to which differing viewpoints are strongly held within the applicable technical and scientific community concerning the issues under review.

3.2 The collective technical expertise and qualifications of peer review group members shall span the technical issues and areas involved in the work to be reviewed, including any differing bodies of scientific thought. The potential for technical or organizational partiality shall be minimized by selecting peers to provide a balanced peer review group. Technical areas more central to the work to be reviewed shall receive proportionally more representation in the peer review group.

4.0 ACCEPTABILITY OF PEERS

4.1 The technical qualification of the peer reviewers, in their review areas, shall be at least equivalent to that needed for the original work under review. Each peer shall have recognized and verifiable technical credentials in the technical area that the peer has been selected to review.

4.2 Members of the peer review group shall be independent of the original work to be reviewed. Independence in this case means that the peer was not involved as a participant, supervisor, technical reviewer, or advisor in the work being reviewed, and to the extent practical, has sufficient freedom from funding considerations to assure the work is impartially reviewed. In some cases (i.e. finding considerations) it may be difficult to meet the independence criteria without reducing the technical quality of the peer review. When the independence criteria cannot be met, a documented rationale shall be included in the peer review report.

5.0 PEER REVIEW PROCESS

5.1 Since the peer review process may vary from case to case, a peer review plan shall be prepared prior to initiating a peer review. The peer review plan shall describe the work to be reviewed, the size and spectrum of the peer review group, and the suggested method and schedule necessary to produce a peer review report.

REV. NO.	ISSUED	SECTION TITLE	PAGE NO.
0	7/27/88	REQUIREMENTS FOR PEER REVIEW	J-2



NNWSI PROJECT QA PLAN

N-QA-040
1/88

5.2 The peer review group shall evaluate and report on:

- a. Validity of assumptions.
- b. Alternate interpretations.
- c. Uncertainty of results and consequences if incorrect.
- d. Appropriateness and limitations of methodology and procedures.
- e. Adequacy of application.
- f. Accuracy of calculations.
- h. Adequacy of requirements and criteria.
- g. Validity of conclusions.

Documentation shall be prepared to indicate the results of meetings, deliberations, and activities of the peer review process.

6.0 PEER REVIEW REPORT

6.1 A report documenting the results of the peer review shall be prepared and issued. The peer review report shall include the following:

- a. A clear description of the work or issue that was peer reviewed.
- b. Conclusions reached by the peer review process.
- c. Individual statements by peer review group members reflecting dissenting views or additional comments, as appropriate.
- d. Listing of the peers and the technical qualification and evidence of independence for each peer, including potential technical and/or organizational partiality.

Note: Additional guidance related to this subject can be found in NUREG-1297, "PEER REVIEW FOR HIGH LEVEL NUCLEAR WASTE REPOSITORIES" (FEBRUARY, 1988).

0

REV. NO.	ISSUED	SECTION TITLE	PAGE NO.
0	7/27/88	REQUIREMENTS FOR PEER REVIEW	J-3

DISTRIBUTION LIST FOR NNWSI QUALITY ASSURANCE PLAN, NNWSI/88-9

<u>COPY #</u>	<u>RECIPIENT</u>	<u>ORGANIZATION</u>
4	JAMES BLAYLOCK	WMPO
7	J. A. CROSS	F&S
8	D. L. FRASER	REECo
9	LES GAGE	DOE/ALBQ
11	J. J. DRONKERS	LLNL
12	V. F. WITHERHILL	DOE/NTSO
13	W. W. DUDLEY	USGS
14	M. A. FOX	REECo
18	T. O. HUNTER	SNL
19	S. H. KLEIN	SAIC
22	M. J. REGENDA	F&S
24	STEPHEN METTA	SAIC
26	D. T. OAKLEY	LANL
27	F. RAMIREZ	DOE/S. F.
28	L. D. RAMSPOTT	LLNL
29	JOHN RINALDI	DOE/QAD
30	M. E. SPAETH	SAIC
31	L. D. IBE	WESTON
33	C. P. GERTZ	WMPO
36	P. T. PRESTHOLT	NRC
37	R. M. WEBB	EG&G
39	J. R. WILLMON	USGS
44	JIM KENNEDY	NRC
45	CLARENCE WILLIAMS	BATTELLE
46	PIERRE SAGET	DOE/FORS
47	MICHAEL FLANNIGAN	DOE/IL
48	E. A. PATZER	BATTELLE
49	JERRY REESE	DOE/OH
50	M. F. NICOL	ADV. SCIENCES
51	I. J. LEFMAN	BATTELLE
53	BONNIE ZUCCA	LLNL
54	J. A. JARDINE	SAIC
55	H. P. NUNES	LANL
57	J. W. ESTELLA	SAIC
58	E. H. OAKES	SAIC
60	F. J. RUTH	SAIC
61	M. B. BLANCHARD	WMPO
62	F. D. PETERS	SAIC
66	R. L. BULLOCK	F&S
67	H. J. HALL	H&N
68	R. R. RICHARDS	SNL
69	C. O. WRIGHT	H&N
70	R. F. PRITCHETT	REECo
76	P. K. ORTEGO	F&S
77	R. P. SABOL	H&N/MS-519
78	W. R. KAZOR	SAIC
80	P. B. GARMS	F&S
81	E. L. WILMONT	WMPO



DOCUMENT TRANSMITTAL RECORD

N-QA-022
11/87

PLEASE SIGN AND RETURN BY 8-10-88 Transmittal Date 7-27-88
TO : Name SEE DISTRIBUTION LIST Organization SEE DISTRIBUTION
FROM : Name DOCUMENT CONTROL Organization SAIC
Document Title NNWSI PROJECT QUALITY ASSURANCE PLAN, NNWSI/88-9, REVISION 1. Copy No. SEE DIST.

ADD, DELETE, OR REPLACE AS DIRECTED:

REMOVE - NNWSI Project QA Plan, NNWSI/88-9, Rev. 0 in its entirety.

*NOTE - Do not remove NNWSI SOP's.

INSERT - NNWSI Project QA Plan, NNWSI/88-9, Rev. 1.

*NOTE - This document is being issued for INTERIM USE pending the required OCRWM approval.

PLEASE SIGN TO INDICATE ALL INSTRUCTIONS HAVE BEEN COMPLIED WITH THEN RETURN THIS TRANSMITTAL TO THE ADDRESS LISTED BELOW:

Signature _____ Date _____

Comments _____

RETURN TO

Science Applications International Corporation
Information Management Division
101 Convention Center Drive, Suite 407
Mail Stop 517
Las Vegas, NV 89109

Title of Document(s) Destroyed _____

By _____ Date _____