



FPL Energy
Seabrook Station

FPL Energy Seabrook Station
P.O. Box 300
Seabrook, NH 03874
(603) 773-7000

July 24, 2003

Docket No. 50-443

NYN-03060

U.S. Nuclear Regulatory Commission
Attn: Document Control Desk
Washington, DC 20555-0001

Seabrook Station
Semi-Annual Fitness-For-Duty Report

In accordance with the requirements of 10 CFR 26.71(d), enclosed is the FPL Energy Seabrook, LLC Semi-Annual Fitness-For-Duty Report. This report includes data from January 1, 2003 through June 30, 2003.

Should you have any questions regarding the enclosed revisions, please contact Mr. John Giarrusso Jr., Security Manager, at (603) 773-7583.

Very truly yours,

FPL Energy Seabrook, LLC

Mark E. Warner
Site Vice President

cc: H. J. Miller, NRC Region I Administrator
V. Nerses, NRC Project Manager, Project Directorate I-2
G. T. Dentel, NRC Senior Resident Inspector

A021

ENCLOSURE TO NYN-03060

FPL Energy – Seabrook Station

Semi-Annual Fitness-for-Duty Report

January 01, 2003, through June 30, 2003

**FPL Energy - Seabrook Station
Semi-Annual Fitness-for-Duty Report
for period ending June 30, 2003**

Table of Contents

	<u>Page</u>
I. Performance Data Sheets (NUMARC format)	1
II. Management Summary	
1. Program Effectiveness	3
2. Initiatives	4
3. Blind Specimen Report	5
4. Telephonically Reported Events	6
III. Graphic Analysis	
1. Total Screenings vs. Failures by Test Type	7
2. Percentage of Failures by Test Type	7
3. Licensee Failures by Substance	8
4. Contractor Failures by Substance	8
5. Total Screenings vs. Failures by Day of Week	9
6. Reason for Failure by Day of Week	9
7. Random Screenings by Hour of Day	10
8. Random Screenings by Day of Week	10

**Fitness for Duty Program
Performance Data
Personnel Subject to 10CFR 26**

FPL Energy - Seabrook Station

Six Month Period Ending: 30 June 2003

P.O. Box 300

Seabrook, NH 03874

Contact: John Giarrusso Jr.

Phone: (603) 773-7583

Cutoffs: Screen/Confirmation (ng/ml) ☒ Appendix A to 10CFR 26

Marijuana	50/ 15	Amphetamines	1000/ 500	Nitrite	500
-----------	--------	--------------	-----------	---------	-----

Cocaine	300/ 150	Phencyclidine	25/ 25
---------	----------	---------------	--------

Opiates	300/ 300	Alcohol (% BAC)	0.04
---------	----------	-----------------	------

Random Testing Rate	Required:	50%	Conducted:	52%
---------------------	-----------	-----	------------	-----

Testing Results		Licensee Employees		Long-Term Contractors		Short-Term Contractors	
Average Number with Unescorted Access		730		0		263	
Categories		# Tested	# Positive	# Tested	# Positive	# Tested	# Positive
Pre-Access		21	1	0	0	149	1
Post Accident or Observed Behavior	For Cause	0	0	0	0	0	0
		1	0	0	0	3	0
Random		190	1	0	0	64	0
Follow-up		65	1	0	0	0	0
Other		0	0	0	0	0	0
Total		277	3	0	0	216	1

Breakdown of Confirmed Positive Tests for Specific Substances

	Marijuana		Cocaine	Opiates	Amphetamines	Phencyclidine	Alcohol	Refusal to Test	Nitrite	2	3	4	
	NRC	NAESCO											
	Cutoff Level												
	100 ng	50 ng											
Licensee Employees	1		1				1						
Long-Term Contractors													
Short-Term Contractors	1												A
Total	2	0	1	0	0	0	1	0	0	0	0	0	4

PROGRAM EFFECTIVENESS

The data compiled during this reporting period is presented in the graphic analysis beginning after the management summary in this report.

The failure rate for all tests conducted during the first half of 2003 is .81% (4 of 493). The licensee failure rate is 0.61% and the short-term contractor failure rate is 0.20%.

Licensees account for 3 failures -- 1 random (cocaine),
1 pre-badging (alcohol)
1 follow-up (marijuana)

Contractors account for 1 failure - 1 pre-badging (marijuana)

All available evidence indicates that the continued support of FPL Energy – Seabrook Station management and employees has provided the basis for the FFD program's effective implementation and continued advancement toward the goal of achieving a workplace free of drugs and alcohol and the effects of such substances.

INITIATIVES

1. Trained and certified two Security Shift Supervisors for proficiency in urine specimen collection and breath alcohol measurement.
2. Recertified five collection personnel for proficiency in urine specimen collection and breath alcohol measurement.
3. Cross training the FFD Technician with the In-Processing Center.
4. Enhancing the FFD Program with the Personnel Access Data System (PADS).

BLIND SPECIMEN REPORT

To ensure laboratory quality control, FPL Energy – Seabrook Station contracted with Duo Research Inc., Denver, CO, to provide blind performance test specimens in accordance with the NRC Guidelines (10CFR26, Appendix A). Approximately 80 percent of these blind performance test specimens were blank (i.e., certified to contain no drug) and the remaining samples were positive for one or more drugs per sample in a distribution such that all the drugs tested were included in approximately equal frequencies of challenge.

During the first half of 2003, FPL Energy submitted 56 blind performance test specimens to Quest Diagnostics, Inc., Norristown, PA. The following statistics are presented in such a way as to show that the requirements were met during each quarter of this six-month period as well as for the total reporting period.

First Quarter of 2003**Tests Submitted: 254****Blinds Required: 26****Blinds Submitted: 26****Exceeded 10% by: 0****Negative: 20 (77%)****Positive: 6 (23%)****Second Quarter of 2003****Tests Submitted: 294****Blinds Required: 30****Blinds Submitted: 30****Exceeded 10% by: 0****Negative: 24 (80%)****Positive: 6 (20%)****First Half of 2003****Tests Submitted: 548****Blinds Required: 55****Blinds Submitted: 56****Exceeded 10% by: 1****Negative: 44 (79%)****Positive: 12 (21%)**

TELEPHONICALLY REPORTED EVENTS

During this period there were no telephonically reported events under the reporting requirements of 10CFR26.

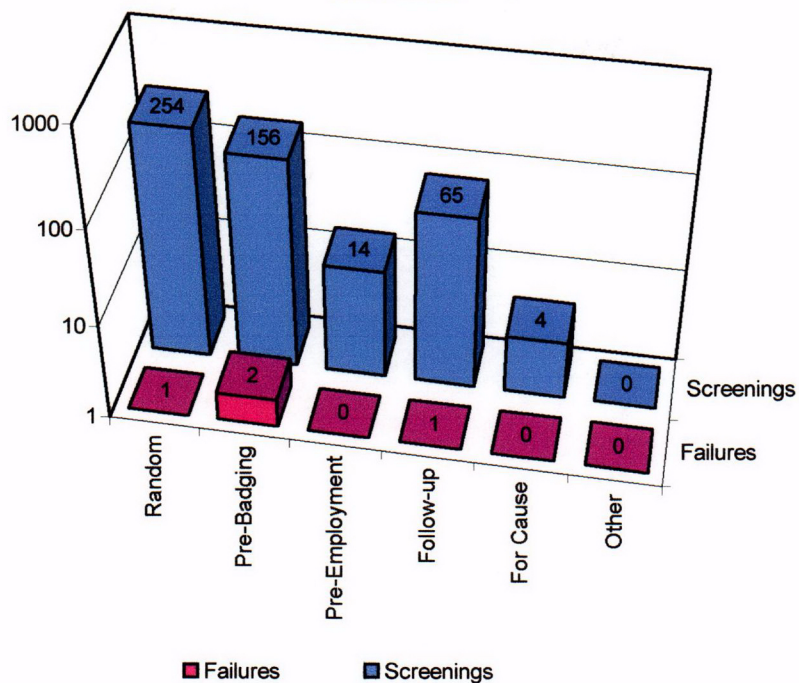
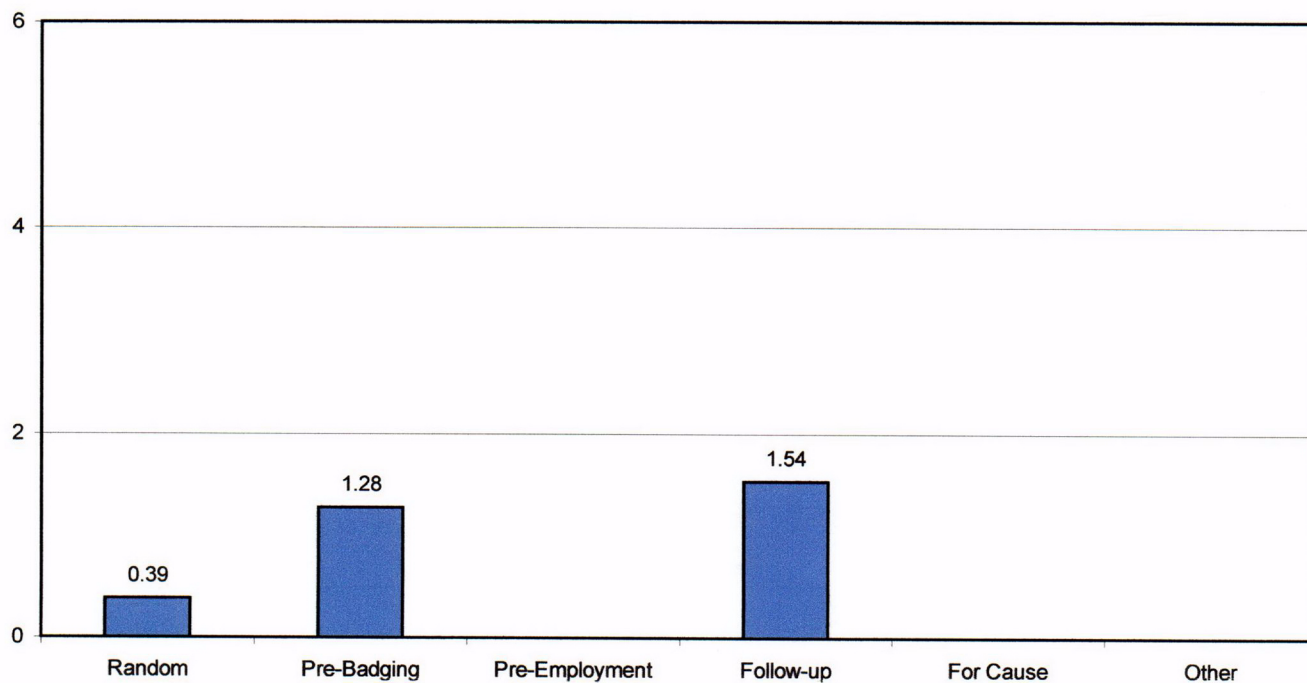
The following is a Graphic Analysis

**For the Period
January 01, 2003 through June 30, 2003
(pages 7-10)**

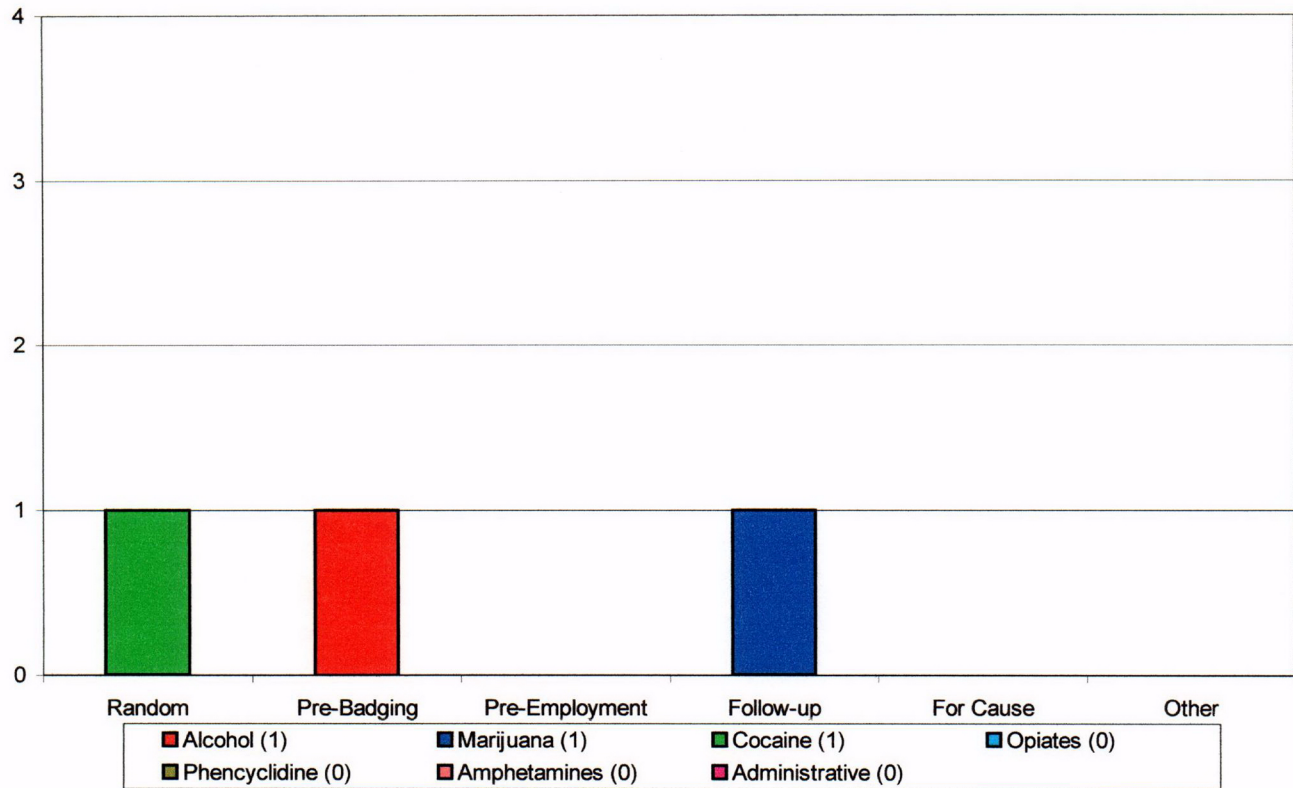
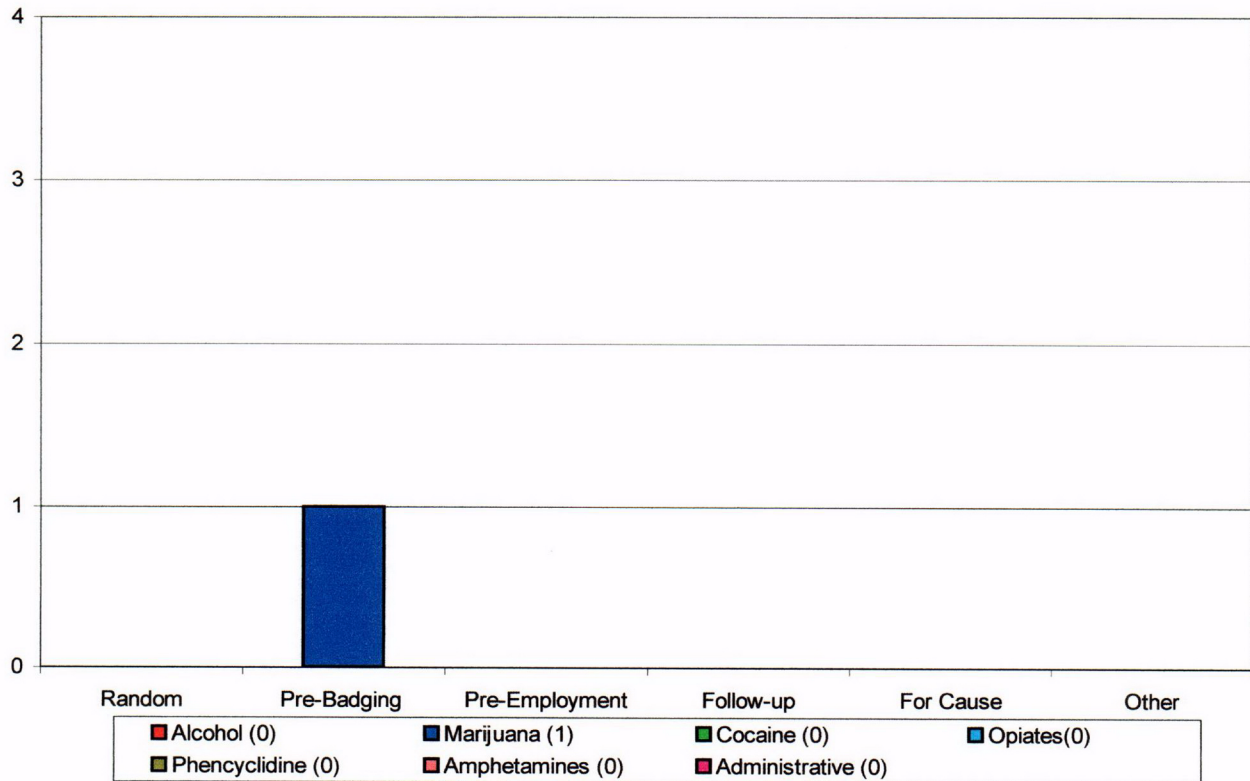
Total Screenings vs. Failures by Test Type

Total Screenings: 493

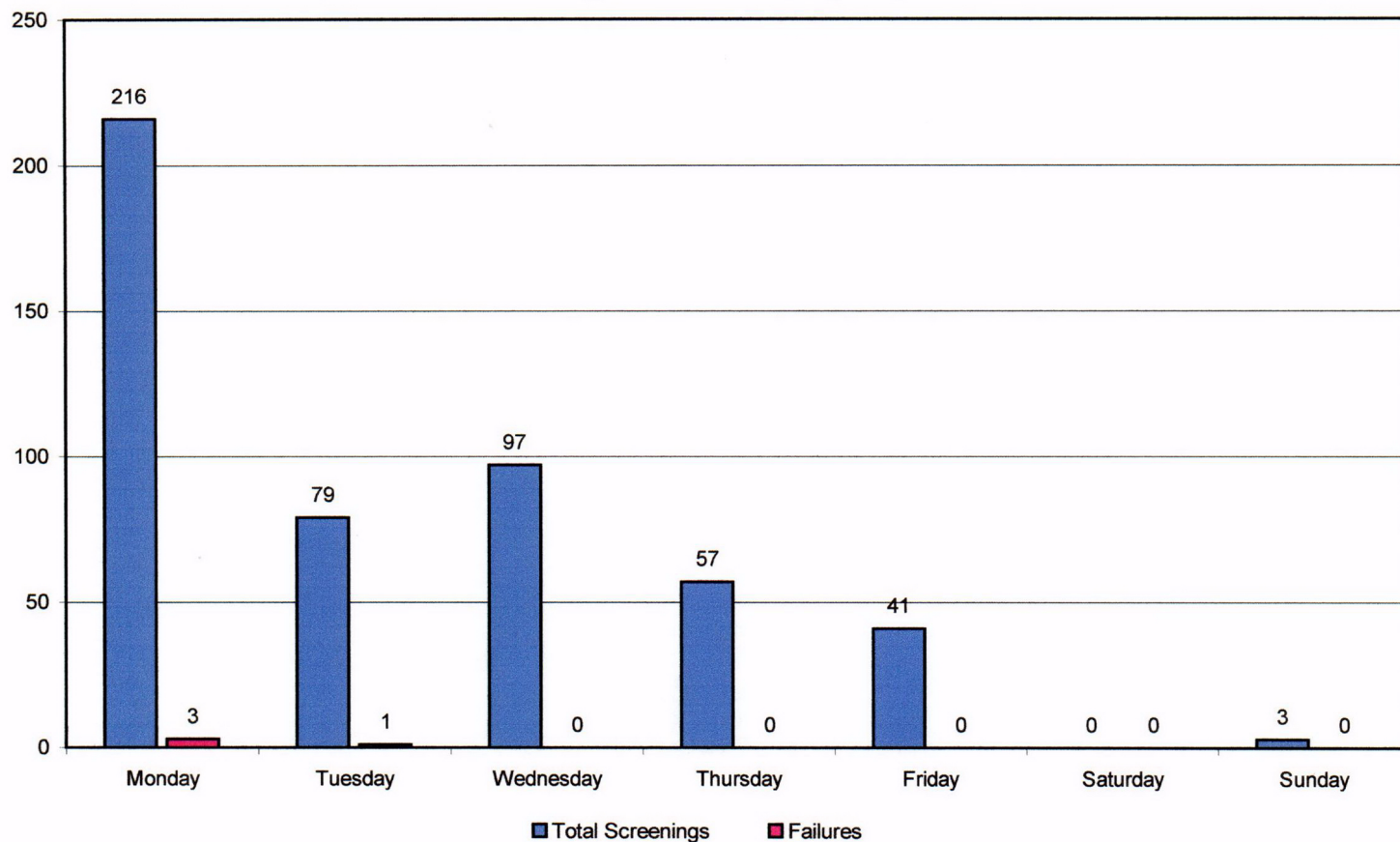
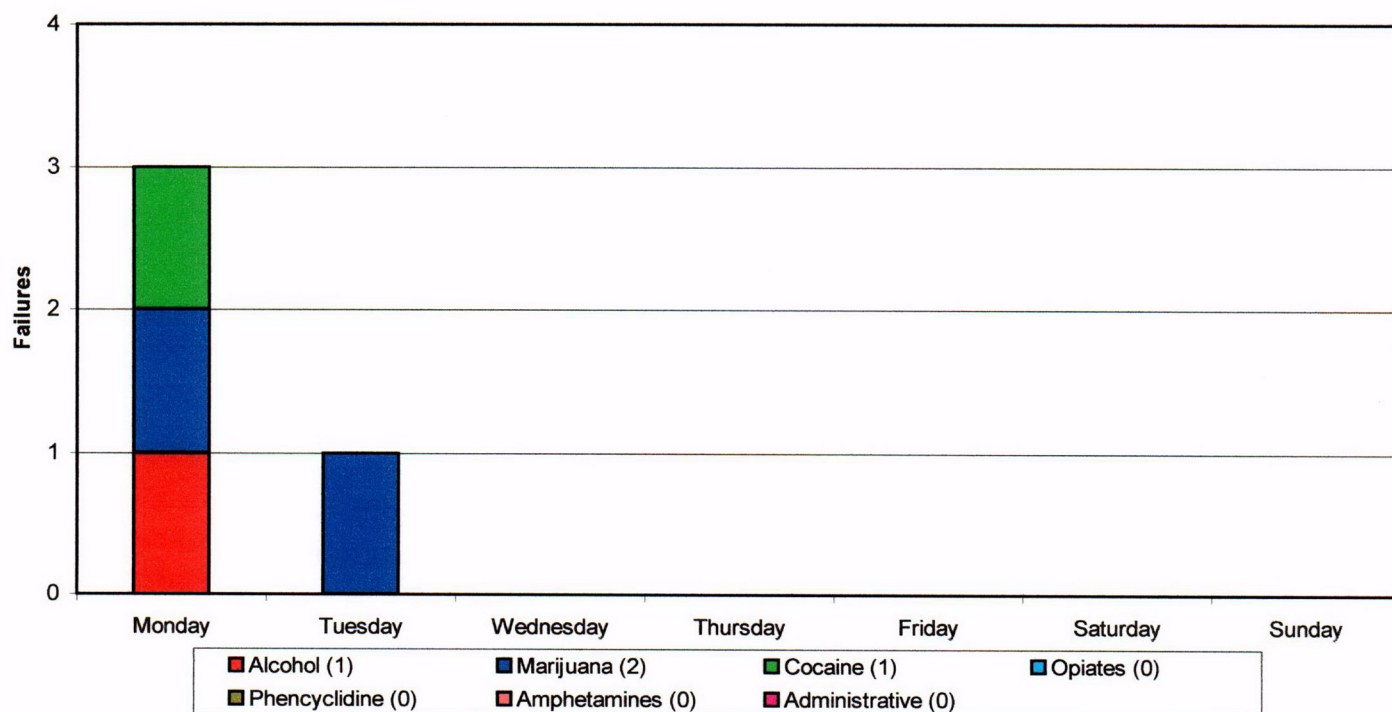
Total Failures: 4

**Percentage of Failures by Test Type**

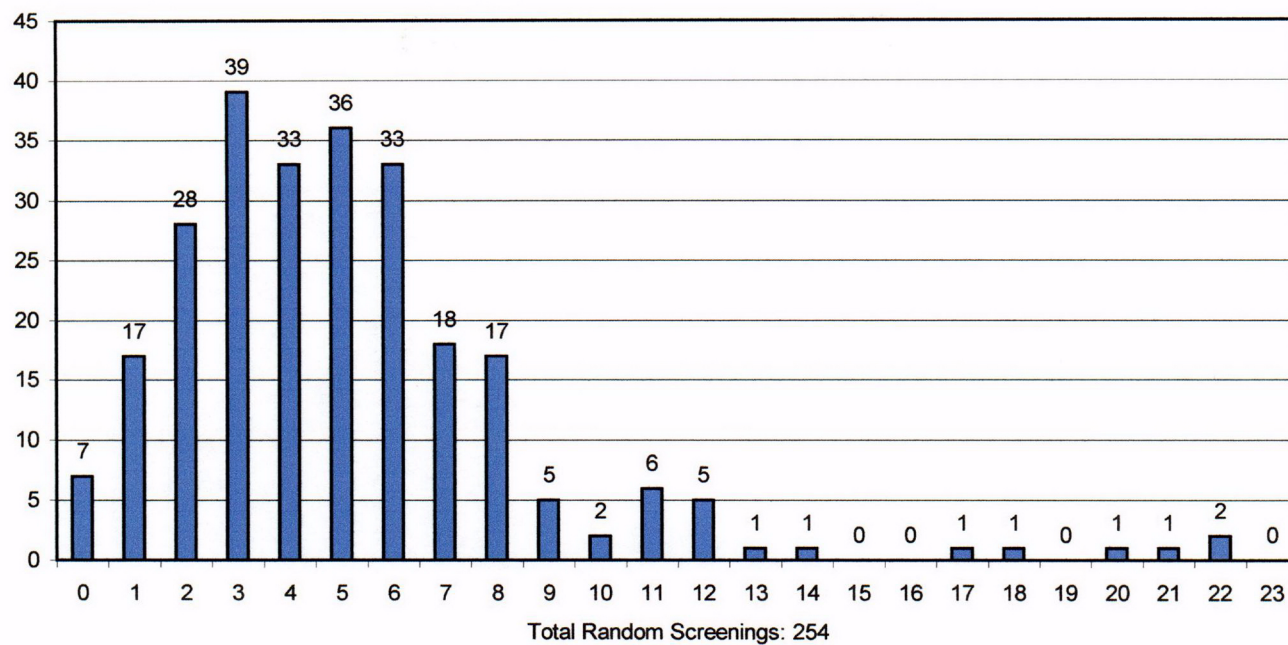
C-01

Licensee Failures by Substance**Contractor Failures by Substance**

C-02

Total Screenings vs. Failures by Day of Week**Reason for Failure by Day of Week**

C-03

Random Screenings by Hour of Day**Random Screenings by Day of Week**