

# WOLF CREEK

NUCLEAR OPERATING CORPORATION

Karl A. (Tony) Harris  
Manager Regulatory Affairs

MAR 14 2003

RA 03-0037

U. S. Nuclear Regulatory Commission  
ATTN: Document Control Desk  
Washington, D. C. 20555

Subject: Docket No. 50-482: Emergency Preparedness Field  
Exercise Scenario for 2003

**NOTE:**

This transmittal contains Emergency Preparedness exercise information that should not be released to the Public Document Room before May 30, 2003.

Gentlemen:

Enclosed is the 2003 Wolf Creek Generating Station Emergency Preparedness Field Exercise Scenario which is scheduled for May 21, 2003.

If you have any questions concerning this matter, please contact me at (620) 364-4038, or Mr. Timothy F. East at (620) 364-8831, extension 5054.

Very truly yours,



Karl A. (Tony) Harris

KAH/rlg

Enclosure

cc: J. N. Donohew (NRC), w/e  
P. J. Elkmann (NRC), w/e  
D. N. Graves (NRC), w/e  
E. W. Merschoff (NRC), w/e  
T. W. Pruett (NRC), w/e  
Senior Resident Inspector (NRC), w/e  
J. Young (FEMA), w/e (3)

11030940653

DF01  
EX 49

2003  
EVALUATED-EXERCISE

5/21 - TEAM B

TIN GE-11-356-65 Rev. 000

SCENARIO DEVELOPMENT COMMITTEE REVIEW:

M. C. AUTREY

*Mary C. Autrey*

DATE:

2/24/03

D. E. BIRK

*Douglas E. Birk*

DATE:

2/25/2003

R. L. EWY

*Ralph L. Ewy*

DATE:

2/28/2003

M. M. FAKHRAI

*M. FAKHRAI*

DATE:

3/5/03

T. L. JUST

*Tamara J. Just*

DATE:

2-27-03

W. H. KETCHUM

*William Ketchum*

DATE:

2/27/2003

M. L. LEAP

*Maurice Leap*

DATE:

3/5/03

P. M. MARTIN

*P. Martin*

DATE:

2/24/03

K. K. MERIWETHER

*K. Meriwether*

DATE:

2/25/03

M. R. McKINNEY

*Monte R. McKinney*

DATE:

2/28/03

L. T. RICE

*Lance T. Rice*

DATE:

3/4/03

J. A. STARR

*Jacob Starr*

DATE:

2/28/03

K. M. THRALL

*K. Thrall*

DATE:

3/7/03

FACILITY LEAD CONTROLLER REVIEW:

EOF

DATE:

TSC

DATE:

PIO

DATE:

THIS SCENARIO BELONGS TO:

This scenario contains experiences in which Drill / Exercise performance opportunities will be formally assessed, excluding notifications associated with PARs >10 miles.

# 2003 EVALUATED-EXERCISE 03-EVAL-EX

<b>RULES OF CONDUCT</b>	
OBJECTIVES	1
FEMA OBJECTIVES	2
PLAYER GUIDELINES	3
DRILL PARTICIPANTS	4
<b>CONTROLLER ASSIGNMENTS AND INSTRUCTIONS</b>	
GENERAL INSTRUCTIONS	5
COMMUNICATIONS	5
DRILL LEAD CONTROLLER	5
FACILITY LEAD CONTROLLERS	5
PUBLIC INFORMATION CONTROLLERS	6
PHONE TEAM CONTROLLERS	6
MEDIA CONTROLLERS	6
<b>ASSIGNMENTS</b>	
CONTROLLERS	7
CONTROLLER PHONE NUMBERS	8
FACILITY/POSITION PHONE NUMBERS	8
CORNERSTONE TRACKING LOG	9
EVALUATION LOG SHEET	11
<b>SCENARIO</b>	
NARRATIVE SUMMARY	17
TIMELINE	18
CONTROL ROOM TURNOVER SHEETS	
DAILY PLANT REPORT	19
OFFSITE CONTACTS / CONTROL CELL PHONE NUMBERS	21
CHEMISTRY TURNOVER SHEET	32
<b>MESSAGES</b>	
<b>CLASSIFICATION PLANT ANNOUNCEMENTS</b>	
NUE	33
ALERT	34
SITE AREA EMERGENCY	35
GENERAL EMERGENCY	36
FIRE BRIGADE	37
<b>DRILL MESSAGES</b>	
1 - Drill - Facility Lead - 'Controller Brief' Message @ 0730	38
2 - DRILL - CR Lead - 'SM Initial Conditions' Message @ 0730	41
3 - DRILL - Drill Lead - 'Drill today' Message @ 0745	42
4 - DRILL - Communications - 'Phone Numbers' Message @ 0800	43
5 - DRILL - Drill Lead - 'Begin Drill' Message @ 0800	44
6 - DRILL - Facility Leads - 'Initial Conditions' Message @ 0800+	45
7 - Simulator - CR Lead - 'Initial RCS Leak' Message @ 0800	46
8 - DRILL - CR Lead Controller - 'Spill' Message @ 0802	47
9 - Contingency - CR Lead Controller - 'ALERT' Message @ 0817+	48
10 - Simulator - CR Lead Controller - 'XSL-31' Message @ 0900	49
11 - DRILL - CR Lead Controller - 'B' Service Water' Message @ 0902	50
12 - Contingency - CR Lead Controller - 'C' Service Water' Message @ 0903	51
13 - Simulator - CR Lead Controller - 'A' D/G' Message @ ~0905	52
14 - Simulator - CR Lead Controller - 'NB-01' Message @ 0915	53
15 - Simulator - CR Lead Controller - 'LOCA' Message @ 1000	54
16 - Contingency - CR Lead Controller - 'SAE' Message @ 1000+	55
17 - Contingency - EOF Lead Controller - 'Evacuate JRR & CCL' Message @ 1015+	56
18 - Simulator - CR Lead Controller - 'CVCS Letdown Alarm' Message @ 0930	57
19 - Simulator - CR Lead Controller - 'Core damage' Message @ 0930+	58
20 - Drill - NRC Control Cell - 'NRC Regional Headquarters' Message @ ~0930	59
23 - DRILL - Security Controller - 'Radiological Release' Message @ 1015+	60
24 - DRILL - County EOC Controller - 'Accident' Message @ 1030	61

25 -	Simulator - CR Lead Controller - 'Decreasing RCS Inventory' Message @ 0945	62
26 -	Simulator - CR Lead Controller - 'Decreasing RCS Pressure' Message @ 0945+	63
27 -	Contingency - Facility Lead Controller - 'GENERAL EMERGENCY' Message @ 1200+	64
28 -	Contingency - Facility Lead Controller - 'GENERAL EMERGENCY' Message @ 1200+	65
29 -	DRILL - County EOC Controller - 'Do not relocate Cnty EOC' Message @ 1200+	66
30 -	Contingency - EOF Lead - 'PARs' Message @ 1215+	67
31 -	DRILL - County EOC Controller - 'Accident' Message @ 1230	68
32 -	DRILL - County EOC Controller - 'Protestors won't evacuate' Message @ 1230	69
33 -	Drill - Radiological - 'Environmental samples' Message @ 1345+	70
34 -	Simulator - CR Lead Controller - 'Release termination' Message @ 1415	71
35 -	DRILL - Security Controller - 'Security Portals Clear' Message @ 1415+	72
36 -	DRILL - Security Controller - 'Plume Clears' Message @ 1415+	73
37 -	Simulator - CR Lead Controller - 'Containment Stabilizes' Message @ 1415+	74
38 -	Drill - Drill Lead - 'Drill termination' Message @ 1400	75
39 -	Drill - Drill Lead - 'Drill termination' Message @ 1400+	76

## **MINI SCENARIOS**

Auxiliary Transformer XSL31 failure	77
Transformer XNB01 failure	79
PA-201 failure	81
'A' D/G Failure	82
Fuel Building Roll-up Door failure	83
Public Information Rumor Assignments	84
<b>RADWASTE BUILDING</b>	<b>85</b>

## **DATA**

### **IN-PLANT SURVEY MAPS**

#### **RADWASTE BUILDING**

Truck Bay'	86
------------	----

#### **AUXILIARY BUILDING**

1974'	90
1988'	91
2000'	95
2026'	99
2047'	103

#### **FUEL BUILDING'**

2000'	107
2026'	110
2047'	114

#### **TURBINE BUILDING**

1983'	117
2000'	120
2015'	123
2033'	126
2065'	129

### **HABITABILITY RESULTS**

TSC	130
-----	-----

### **OPERATIONS DATA**

	137
--	-----

### **PROCESS RADIOCHEMISTRY**

RCS / PASS	139
------------	-----

CONTAINMENT ATMOSPHERE	141
------------------------	-----

### **PROCESS MONITORS**

GASEOUS DATA	143
--------------	-----

LIQUID DATA	145
-------------	-----

METEOROLOGICAL DATA	149
---------------------	-----

### **RADIOLOGICAL DATA**

AREA RADIATION MONITORS	151
-------------------------	-----

ONSITE PLUME DATA	153
-------------------	-----

OFFSITE PLUME DATA	154
--------------------	-----

## **ADDENDUM**

ERRATA	201
--------	-----

INDEX	201
-------	-----



## **RULES OF CONDUCT**

### **OBJECTIVES**

- I. The NRC Inspection module, for demonstration during evaluated exercises, includes the following objectives.
- A. Demonstrate that personnel who are assigned emergency response responsibilities are adequately trained to perform according to plans and procedures.
  - B. Provide training for personnel and provide for identification of potential problems in the overall emergency response.
  - C. The Technical Support Center (TSC), Emergency Operations Facility (EOF) and Public Information Organization will be staffed according to the instructions in the Emergency Planning Procedures.
  - D. Management of the Control Room, TSC, EOF and Public Information Organization will respond effectively to the emergency. The lead personnel in these facilities will make timely and effective decisions regarding emergency response efforts.
  - E. The staff in the Control Room, TSC and EOF will assess the emergency conditions to prepare appropriate mitigative priorities, properly classify the events and to recommend offsite protective actions. Protective action recommendations outside of the 10 mile EPZ will not be assessed as an opportunity for the NRC performance indicator. (Each facility may not perform these actions, depending on the timing of turnover of responsibilities between facilities.)
  - F. Notifications of emergency conditions or protective action will be performed by the Control Room, TSC and the EOF. (NOTE: Each facility may NOT perform all of these actions, depending on the timing of turnover of responsibilities between facilities.) This will include the use of the Emergency Notification System (ENS) and Health Physics Network (HPN) in contact with onsite controllers.
  - G. Communications (e.g., phone, fax or radio) between facilities and teams in support of emergency response activities will be demonstrated using primary communication (or backup if appropriate).
  - H. Good radiological protection practices shall be demonstrated within the Control Room, TSC and the EOF. This shall be reflected, in part, by maintaining radiological exposure to persons staffing the facilities and teams as low as reasonably achievable (ALARA).
  - I. Rumors identified during the Drill / Exercise will be confirmed or denied as part of the activities of the Information Clearinghouse, Phone Team or the Media Center.
  - J. Dispatch and coordination of emergency repair and damage control teams will be demonstrated by the Control Room and the TSC. (Each facility may not perform each of these actions depending on the timing of turnover of responsibilities between facilities.)
  - K. Any radiological release from the plant will be characterized by either the Control Room, TSC or the EOF radiological assessment staff as to its magnitude and offsite impact. (Each facility may not perform each of these actions depending on the timing of turnover of responsibilities between facilities.)
  - L. Personnel accountability will be maintained within the Control Room, TSC, and EOF.
  - M. Habitability of the Control Room, TSC and EOF will be periodically assessed.
  - N. The Public Information Organization will disseminate accurate and timely information either through scheduled news conferences, news statements or Phone Team communication.
  - O. The TSC and EOF shall demonstrate assistance and support to the Control Room for mitigation of the emergency conditions.
  - P. Thorough scenario preparation and effective Drill / Exercise control will be demonstrated throughout the Drill / Exercise.
- II. The following objectives are specific to this scenario.
- A. The TSC WILL be activated.
  - B. The EOF WILL be activated.
  - C. Public Information WILL be activated.
  - D. At the site evacuation, Security shall perform walkdowns to ensure all personnel are notified.
  - E. The objectives of a semi-annual Health Physics Drill WILL be demonstrated, by obtaining direct measurements, an airborne sample and environmental samples. These samples may include air, water, soil or vegetation. (Each team is not required to collect all samples).

### **PERIODIC DRILL REQUIREMENTS NOT BEING MET**

- III. The following objectives are those associated with NRC requirements for periodic inclusion in drills or exercises. They are identified here for tracking and clarification purposes.
- A. Site evacuation WILL NOT be performed for accountability.

# FEMA OBJECTIVES

FEMA OBJECTIVES THAT ARE TO BE DEMONSTRATED IN ASSOCIATION WITH THE 2003 EVALUATED EXERCISE																					
OBJECTIVE	STATE EOC	DOSE ASSM. & F.T. COORD.	FIELD MONIT. PLUME EPZ	FIELD MONIT. INGES.	IC/MRC	SFSA	STATE RAD LAB.	EOF	COFFEY CO. EOC	USD 243 WAV.	USD 244 BURL.	USD 245 LEROY	ANDER. CO. RECEP. CENTER	LYON CO. RECEP. CENTER	COFFEY CO. HOSP.	NEWMAN MEMOR. HOSP.	COFFEY CO. AMB.	LYON CO. AMB.	COFFEY CO. R. & B.	COFFEY CO. DECON.	
1. Mobilization of Personnel	YES	YES	YES	NO	YES	YES		YES	YES				YES	YES					YES	YES	
2. Facilities, equip. & displays	YES	YES			YES			YES	YES										YES		
3. Direct. & Control	YES	YES							YES				NO	YES					YES	YES	
4. Communications	YES	YES	YES	NO	YES	YES		YES	YES	NO	YES	YES	NO	YES					YES	YES	
5. Worker Expos. Cntrl.		YES	YES	NO		YES	NO	YES	YES	NO	YES	YES	NO	YES	NO	NO	NO	NO	YES	YES	
6. Field Monitoring			YES																		
7. Plume Dose Projt.		YES																			
8. Radiiodine Sampl.			YES																		
9. Plume Prot. Actions	YES	YES																			
10. Public Alert 15 min	YES								YES												
11. Public Information	YES								YES												
12. Media Briefings					YES																
13. Rumor Control					YES																
14. KI - Emer. Workers		YES	YES			YES		YES	YES	NO	YES	YES			NO		NO	NO	YES	YES	
15. Implem. Prot. Act.									YES										YES		
16. School Prot. Act.									YES	NO	YES	YES									
17. Traffic & Access Cntrl.	YES					YES			YES										YES		
18. Regis. & Monit.													YES	YES							
19. Fac. for Cong. Care													NO	YES							
20. Emer. Med. Svcs.																	NO	NO			
21. Hospital Oper.															NO	NO					
22. Wkr/Veh. Decon.													YES	YES						YES	
23. Asst. Requests	YES																				
24. Inges. Smpl. Collec.			NO	NO																	
25. Inges. Lab Oper.							NO														
26. Inges. Dose Proj.		NO																			
27. Inges. Prot. Act.	NO																				
28. Recov./Reent.Decls.	NO	NO																			
29. Recov./Reent. Act.	NO								NO												
30. Shift Change	NO	YES	YES		NO	NO	YES	NO	YES				NO	YES					YES	YES	
31. On-site Evac. Sppt.									NO												
32. Unann. Exer./Drill	NO								YES												
33. Off-hr. Exer./Drill	NO								YES												
SEMI-ANN HP DRILL #1								YES													
SEMI-ANN HP DRILL #2								YES													
SEMI-ANN SEC. SWEEP #1								YES													
SEMI-ANN SEC. SWEEP #2								YES													

## **PLAYER GUIDELINES**

### **A. These guidelines define the extent of play in demonstrating the previously listed generic objectives.**

1. For evaluated exercises, participants **WILL NOT** have prior knowledge of the scenario.
2. For training drills:
  - a. scenario data will be treated discreetly and knowledge of the scenario will not preclude participation in the drill.
  - b. coaching of players is allowed.
3. Personnel will be notified of emergency conditions through methods normally employed in making notifications (e.g., Gaitronics, pager activation or Security). The site evacuation alarm will be activated (when power is available) at ALERT, or higher classifications.
4. The Control Room will be simulated from the plant simulator.
5. For drill purposes, communications to the Control Room should be directed to the Simulator Control Room.
6. Communications involving the Control Room will be duplicated in the simulator, except for the Emergency Notification System (ENS) dedicated line and the State/County radios. A telephone will be used in the simulator for the ENS. If the State or County need to be notified as part of the drill by radio from the Control Room, they will use the radios in the EOF since there are no radios in the simulator.
7. Operational and meteorological initial conditions will be established prior to the start of the drill and will be distributed to those players who would, under actual conditions, be aware of this information.
8. Participation by onsite personnel involved with emergency response shall be carried out to the fullest extent possible without affecting plant operations or plant safety.
  - a. Dispatch of teams into the power block will occur as required.
  - b. Use of Protective Clothing is not expected to be simulated but will be dictated by environmental conditions the day of the drill. The decision of what to simulate will be made in accordance with AI 14-002, "Heat Stress Management Program", on the morning of the drill.
9. During actual emergency conditions, certain administrative controls may be bypassed (i.e. clearances, fire watches, procedure changes, work packages, radiation work permits, radiological postings, clearance orders, plant modification request, etc.). When performing a walk through, steps such as clearances, need not be demonstrated.
10. For drill purposes, the need for a fire watch shall be determined on a case by case basis.
11. All drill related radio, Gaitronics and telephone transmissions shall begin and end with "This is a drill".
12. IF the scenario requires contacting offsite organizations which are not participating, THEN they shall be contacted for the purpose of checking communications only.
13. Additional personnel may be called in to supplement the regular ERO staffing.
14. If Potassium Iodide is recommended for use by emergency workers, its actual ingestion will be simulated.
15. If parts or tools are needed from the Warehouse/Tool Shop they will be brought to the check-out counter, confirmed to be the correct tool / part, then returned to the Warehouse/Tool Shop.
16. If entry into hazardous areas is required by the scenario, then drill participants will simulate the entry.
17. The TSC and EOF may discuss plant recovery and reentry activities following termination of the release.
18. Actual off-site siren and tone alert radio activation will be simulated.

### **B. These guidelines are specific to this scenario.**

1. There will be pre-staging of licensee participants in:
  - a. The Wolf Creek Generating Station (WCGS) Simulator 30 minutes before the start of the drill.
  - b. The Shift Supervisor's Conference Room, for Station Operators personnel only. They should be at the Operations Relief Area 30 minutes before the start of the drill. Their normal dispatch point is from the Control Room. This pre-staging reduces impact to normal Control Room activities and provides a central location for repair teams to be dispatched, prior to activation of the TSC.
  - c. Public Information in Topeka (Information Clearinghouse, Media Center, and Phone Team). Team members should be in the State Defense Building (break room, lower level) by 08:30.

## DRILL PARTICIPANTS

The following groups will participate as delineated below:

	WILL PARTICIPATE	WILL NOT PARTICIPATE	WILL PARTICIPATE	WILL NOT PARTICIPATE
WOLF CREEK FACILITIES / ORGANIZATIONS	5/21 Team 'B'	5/21 Team 'B'		
Information Clearinghouse,	*			
Media Center,	*			
Phone Team,	*			
Simulator/Control Room,	*			
TSC/OSC,	*			
EOF	*			
Security	*			
Wolf Creek Rep @ the County	*			
<b>STATE OF KANSAS:</b>				
PIO from Topeka	*			
KDHE at EOF,	*			
JRMTs (# of Teams?)	(4)			
KDEM at EOF,	*			
KDEM @ Topeka	*			
KDHE @ Topeka	*			
KDEM Communication Center @ Topeka	*(For Notifications)			
Dept. of Agriculture @ Topeka	*			
Highway Patrol @ Topeka	*			
National Guard @ EOF	*			
National Guard @ Topeka	*			
Dept. of Trans @ Topeka	*			
Dept. of Wildlife & Parks @ Topeka	*			
<b>COFFEY COUNTY</b>				
Coffey County PIO—at Information Clearinghouse	*			
Coffey County - at the EOF				
JRMTs (# of Teams?)	(4)			
County Commissioner	*			
Coffey County - at the Coffey County EOC				
County Commissioners	*			
Sheriff's Dept.	*			
Sheriff's Office for communications	*(For Notifications)			
Radiological Officer	*			
Emergency Preparedness Coordinator	*			
Health & Medical Management Team	*			
Shelter Systems Officer	*			
County Engineer	*			
Highway Dept.	*			
Highway Dept. Shop	*			
<b>STATE FORWARD STAGING AREA</b>				
Highway Patrol	*			
National Guard	*			
Dept. of Wildlife & Parks	*			
<b>OTHER ORGANIZATIONS / AGENCIES</b>				
Rumor Control (GO KCPL)		*		
FEMA State Liaison,		*		
FEMA PIO,		*		
NRC PIO,		*		
NRC/FEMA/FRMAC,		*		
PIOs - Western Resources, KCPL and KEPCo,		*		
Coffey County Hospital,		*		
Coffey County Ambulance		*		

**NOTE:** At any point, the recipient of an off site notification may request the termination of further notifications.

## **CONTROLLER ASSIGNMENTS AND INSTRUCTIONS**

### **GENERAL INSTRUCTIONS**

- A. Controllers should report to their assigned facility no later than 0730.
- B. **Controllers will ensure players do not use radios in Area 5 or other designated (posted) areas.**
- C. Controllers must comply with instructions from the Drill Lead Controller.
- D. Prior to the commencement of drill activities, controllers shall test communications and synchronize watches with the Drill Lead Controller.
- E. Controller messages must be approved by the Facility Lead Controller prior to issuance.
- F. Special messages and messages designated as contingency must be approved by the Drill Lead Controller prior to issuance.
- G. Information for scenario events or data may only be provided when earned by the appropriate players.
- H. Scenario information or data must not be provided prior to the time noted on the message or data sheets.
- I. Maintain a log of major player actions, scenario-driven activities, alterations in scenario sequence of events, and other pertinent data or information. **IF** also acting as an evaluator, **THEN** include a list of deficiencies, weaknesses, improvement items and other observations.

### **Communications**

- A. Gaitronics will be operable from the simulator. Channel 5 shall be used for drill communications, and the phrase "This is a drill" **MUST** be used to distinguish drill play from normal operating traffic.
- B. Appropriate channels will be utilized on the 900 MHz radio system.

### **Drill Lead Controller shall:**

- A. Provide for the overall management and technical direction of the controller team.
- B. Monitor the drill to ensure that the scenario progresses in an orderly and coordinated manner.
- C. Coordinate the issuance of drill messages with the other members of the controller team.
- D. Approve any changes requiring an alteration in the schedule or sequence of events in the scenario.

**Note:** Only the Drill Lead Controller may authorize such activities as described below.

- E. Temporarily freeze play after simulator failure. The Drill Lead Controller will communicate with all Lead Facility Controllers to ensure that play resumes at the same time, with the appropriate data. The Drill Lead Controller shall determine if further play is simulator or hard-copy driven.
- F. The Drill Lead Controller may assemble evaluators, facility lead controllers, and facility lead players to conduct an overall drill critique, the day after the drill. The purpose of such a meeting is to capture timeline information, issues for resolution, owners for these issues, strengths, and determine whether drill objectives were met. A meeting of this type is not normally conducted after training drills.

### **Facility Lead Controllers shall:**

- A. Coordinate with the Drill Lead Controller for issuance of drill messages within the assigned facility and recovery from a simulator failure.
- B. Monitor data being received and issued from the facility to ensure consistency with the scenario.
- C. Maintain a log of major player actions, scenario-driven activities, alterations in scenario sequence of events, and other pertinent data or information. **IF** also acting as an evaluator, **THEN** include a list of deficiencies, weaknesses, improvement items and other observations.
- D. Supervise the facility support controllers.
- E. Collect all logs and paperwork generated by facility support controllers and players.
- F. Ensure that all controllers, evaluators and players are prepared to attend a player's critique immediately following the drill. A critique shall be held in each facility. Facility Leads shall request that the players spend approximately 15 - 30 minutes after the drill to identify and assign drill improvement issues, strengths, weaknesses and important timeline information.

- G. Conduct a facility controllers critique after the player's critique. Important timeline information should be captured in this critique. The facility lead controller will collect issues and assign ownership of those issues.
- H. Participate in the drill critique. The facility lead controller should bring issues and owners of these issues to the overall drill critique. Important timeline information should also be brought to this meeting. If there is no overall drill critique, the facility lead controllers shall forward an electronic summary of their performance report(s), and hard copies of all drill generated forms.

## **PUBLIC INFORMATION CONTROLLERS**

### **Phone Team Controllers**

- A. Call 1-800-354-3831 (Topeka) to ask the phone team questions. Prepare questions in advance, or develop questions during the play using scenario information, information you receive from the phone team, or from statements made during news conferences.
- B. Should challenge the phone team to ensure that they understand:
  - 1. How individuals with special needs would be identified and addressed during an evacuation.
  - 2. How school being in session would effect the need to evacuate a subzone
  - 3. How questions regarding employee injuries would be handled
  - 4. Sheltering requirements for people in subzones encouraged to "Shelter in place."

### **Media Controllers**

- A. Do not use detailed job-specific knowledge to ask questions or form assessments of the news conference. If you know that an answer provided is obviously incorrect or misleading, you need to note this in your log.
- B. As a member of the media you have deadlines to meet and require a great deal of information in a timely manner. Be sure to portray this sense of urgency during news conferences. If you're not receiving information needed to write your story or complete your newscast, let that be known. Ask questions. Be as polite as you perceive media would be in this situation--some are very polite, others considerably, but be aggressive enough to get what you need to complete your job.
- C. When you are not in a news conference or writing a story, try to find other information by pressing the Media Liaison and calling the phone team with questions. You may start to call 1-800-354-3831 once the Topeka Phone Team is activated.

## CONTROLLERS

ASSIGNMENT	FACILITY LEAD	ASST. LEAD	STAFF CONTROLLER	EVALUATOR
Drill Lead Controller Offsite Comm. Control Cell	Ken Thrall	Doug Birk	Lee Ann Pock	
Control Room	Ralph Ewy *			
CR (Simulator) Controller	Tim Fraker *	Jacob Starr *		
CR HP / Chemistry			Bill Ketchum	
CR Communications			Mindy Sadowski	
NSO Control Cell			Mike Mitchell	
Security			Montie McKinney	
TSC	Dennis Mosebey	Mona Guyer		Donna Jacobs Jesse Smith Russ Taylor
OSC (Asst.)		Clarence Rich		
Engineering			Ervin Prather	
TSC/OSC Health Physics			Pam Bedgood	
TSC/OSC Onsite Teams			Maurice Leap Ron Hazlett Mo Fakhrai Deed Wiltse Keith Meriwether	
TSC Communications			Betty Sayler	
EOF	Jim Zell	Mike Westman		Rich Flannigan Tim Card Tom Moreau
Admin / Comm			Betty Sayler	
EOF Dose Assessment			Bill Ketchum	
EOF Field Team Control			Ray Ryan	
Offsite Monitoring Teams			Kathy Hubbard Tammy Just Teresa Rice Steve Trendel	
HPN (X-5209)			Ralph Logsdon	
ENS (X-5206)			Chuck Sibley	
State Forward Staging Area			Ken Craighead	
County EOC			Art Mah	
Lead Public Inf.	Todd Anselmi	Terry Garrett		Steve Boyce
Inf. Clearinghouse			Warren Befort	Rick Vilander
Phone Team Room			Mark Ferrel	Janet Osmundson
Media Center / AV				
PHONE TEAM Coordinator PHONE TEAM			Larry Teal Steve Chen Jim Gore Mark McMullen Wayne Smith Marvin Tower	

\* Operations support personnel.

### CONTROLLER PHONE NUMBERS

CONTROLLER POSITIONS	PHONE NUMBER
DRILL LEAD	Ext. 5818 785-575-4976 (PAGER)
Control Room Lead (Simulator)	Ext. 5112
Simulator Operator	Ext. 5112
TSC Lead	Ext. 4509 Ext. 5324 TSC Conference Rm.
EOF Lead	Ext. 5071 / 5368
JRMT Vehicles	
Vehicle 1042	(620) 437-6609
Vehicle 1043	(620) 437-6613
Vehicle 1094	(620) 437-6614
State vehicle	(785) 221-2814/ (785) 221-6788
Security Lead	Ext. 5376
State EOC	(785) 274-1445
County EOC	(620) 364-2721
State Forward Staging Area	(620) 256-6187
Public Information Lead--Topeka	(785) 267-0669 (NRC Line)
Public Information Lead Cell-WC	(620) 364-8831 (Ext. 5427)

From a Rolm single line phone:					
To Transfer:	Flash	Dial 2nd #	Flash	Announce Caller	Hang-up
To Conference:	Flash	Dial 2nd #	Flash	(can repeat up to 5 times)	

### FACILITY/POSITION PHONE NUMBERS

Control Room		EOF	
Shift Manager	4802	Offsite Emergency Manager	5342
NSOs (SM Conference Room)	4870	Administrative Coordinator	5378
Simulator		Radiological Coordinator	5355
Shift Supervisor	5800 or 5802	Operations Coordinator	5368
Operations Communicator	5680		5353
		Engineering Team Coordinator	5310
		Operations Recorder	5387
			5361
		Onsite Public Information Coordinator	5396 or 364-4152
			5704
		Operations Status Recorder	5356
		Dose Assessment Coordinator	5391
		Team Director	5372
		Offsite PIC	
TSC			
Site Emergency Manager	5341		
Radiological Coordinator	5352		
Operations Coordinator	5345		
Maintenance Coordinator	5347		
Administrative Coordinator	5375		
Security	4399		
Public Information--Topeka			
WC Public Information Officer	785-267-0649		
Public Information Manager	785-267-0651		
Technical Support	785-267-3228		
News Writer	785-267-0603		
Phone Team Manager	785-267-1441		
Media Conference phone	785-267-9327		
Audio Visual Support	785-267-0537		
PC line for e-mail	785-267-1134		
Phone team controllers / evaluators should call.	1-800-354-3831		
State Public Information Officer	(785) 274-1192 or (785) 267-0688		

The ENS and HPN should call the numbers listed for HPN and ENS Controller Assignments (page 7) or "PHONE NUMBERS TO BE USED FOR OFFSITE AGENCIES" (page 21).



## CORNERSTONE TRACKING LOG

Evaluator Name: \_\_\_\_\_ Drill Date: \_\_\_\_\_ ERO Team: \_\_\_\_\_  
Facility Activation ( TSC 30 / 75 -- EOF 90 ) Facility Evaluated: \_\_\_\_\_  
Time of Activation: \_\_\_\_\_ Requirement Met? Y / N : \_\_\_\_\_

### Staffing

"Augmentation" staffing met? Y / N  
Unstaffed Positions: \_\_\_\_\_

## CLASSIFICATIONS<sup>1</sup>

### NUE

INITIATING EVENT DESCRIPTION: \_\_\_\_\_ TIME OCCURRED: \_\_\_\_\_ TIME IDENTIFIED: \_\_\_\_\_  
Classification Time: \_\_\_\_\_ ELAPSED TIME: \_\_\_\_\_ MINUTES  
Classification per Scenario? Y / N  
State notified @ TIME: \_\_\_\_\_ minutes after PAR declaration.  
County notified @ TIME: \_\_\_\_\_ minutes after PAR declaration.

### ALERT

INITIATING EVENT DESCRIPTION: \_\_\_\_\_ TIME OCCURRED: \_\_\_\_\_ TIME IDENTIFIED: \_\_\_\_\_  
Classification Time: \_\_\_\_\_ ELAPSED TIME: \_\_\_\_\_ MINUTES  
Classification per Scenario? Y / N  
State notified @ TIME: \_\_\_\_\_ minutes after PAR declaration.  
County notified @ TIME: \_\_\_\_\_ minutes after PAR declaration.

### SAE

INITIATING EVENT DESCRIPTION: \_\_\_\_\_ TIME OCCURRED: \_\_\_\_\_ TIME IDENTIFIED: \_\_\_\_\_  
Classification Time: \_\_\_\_\_ ELAPSED TIME: \_\_\_\_\_ MINUTES  
Classification per Scenario? Y / N  
PARs REQUIRED: Y / N PARs CORRECT: Y / N Effected Sub-zones: \_\_\_\_\_  
State notified @ TIME: \_\_\_\_\_ minutes after PAR declaration.  
County notified @ TIME: \_\_\_\_\_ minutes after PAR declaration.

### GENERAL

INITIATING EVENT DESCRIPTION: \_\_\_\_\_ TIME OCCURRED: \_\_\_\_\_ TIME IDENTIFIED: \_\_\_\_\_  
Classification Time: \_\_\_\_\_ ELAPSED TIME: \_\_\_\_\_ MINUTES  
Classification per Scenario? Y / N  
PARs REQUIRED: Y / N PARs CORRECT: Y / N Effected Sub-zones: \_\_\_\_\_  
State notified @ TIME: \_\_\_\_\_ minutes after PAR declaration.  
County notified @ TIME: \_\_\_\_\_ minutes after PAR declaration.

### Protective Action Recommendations (PAR)<sup>2</sup> (See Scenario Timeline, Page 18)

INITIATING EVENT DESCRIPTION: \_\_\_\_\_ TIME OCCURRED: \_\_\_\_\_ TIME IDENTIFIED: \_\_\_\_\_  
PAR Developed @ Time: \_\_\_\_\_ ELAPSED TIME: \_\_\_\_\_ MINUTES  
Effected Sub-zones: \_\_\_\_\_ Sub-zones per Scenario? Y / N PARs CORRECT: Y / N  
State notified @ TIME: \_\_\_\_\_ minutes after PAR declaration.  
County notified @ TIME: \_\_\_\_\_ minutes after PAR declaration.

<sup>1</sup> Classifications and Protective Actions should be determined within 15 minutes of initiating event identification (i.e. receipt of data on equipment status, completion of offsite dose assessment). The ERO may not always classify an event exactly the way the scenario specifies. This could be due to conservative decision-making, Emergency Manager judgment call, or a simulator driven scenario that has the potential for multiple "forks". Situations can arise in which assessment of classification opportunities is subjective due to deviation from the expected scenario path. In such cases, evaluators should document the rationale supporting their decision. Evaluators must determine if the classification was appropriate to the event as presented to the participants and in accordance with the approved emergency plan and implementing procedures.

**Protective Action Recommendations (PAR) (See Scenario Timeline, Page 18)**

INITIATING EVENT DESCRIPTION: \_\_\_\_\_ TIME OCCURRED: \_\_\_\_\_ TIME IDENTIFIED: \_\_\_\_\_  
PAR Developed @ Time: \_\_\_\_\_ ELAPSED TIME: \_\_\_\_\_ MINUTES  
Effected Sub-zones: \_\_\_\_\_ Sub-zones per Scenario? Y / N PARs CORRECT: Y / N  
State notified @ TIME: \_\_\_\_\_, \_\_\_\_\_ minutes after PAR declaration.  
County notified @ TIME: \_\_\_\_\_, \_\_\_\_\_ minutes after PAR declaration.

---

**Protective Action Recommendations (PAR) (See Scenario Timeline, Page 18)**

INITIATING EVENT DESCRIPTION: \_\_\_\_\_ TIME OCCURRED: \_\_\_\_\_ TIME IDENTIFIED: \_\_\_\_\_  
PAR Developed @ Time: \_\_\_\_\_ ELAPSED TIME: \_\_\_\_\_ MINUTES  
Effected Sub-zones: \_\_\_\_\_ Sub-zones per Scenario? Y / N PARs CORRECT: Y / N  
State notified @ TIME: \_\_\_\_\_, \_\_\_\_\_ minutes after PAR declaration.  
County notified @ TIME: \_\_\_\_\_, \_\_\_\_\_ minutes after PAR declaration.

---

**Accountability**

Completed within 30 minutes? ( Y / N ): \_\_\_\_\_ Maintained? ( Y / N ): \_\_\_\_\_

---

**Communication**

Number of times "Timeout" was used: \_\_\_\_\_ Failed to use "3-way communication: \_\_\_\_\_  
Failed to Communicate data within facility: \_\_\_\_\_ Failed to Communicate data outside facility: \_\_\_\_\_

Consider: Timeliness and accuracy of data communicated. Communication to appropriate organizations.

---

**Command and Control**

Priorities are established? ( Y / N ) \_\_\_\_\_ Posted? ( Y / N ) \_\_\_\_\_  
Number of facility briefings: \_\_\_\_\_ Number of briefings where "Priorities" are reviewed: \_\_\_\_\_  
Number of management meetings: \_\_\_\_\_ 50.54(x) invoked? ( Y / N ) \_\_\_\_\_

Consider: Quality of briefings, Evaluation of data and priorities, Ability to delegate.

---

**Number of Teams Dispatch**

Search and Rescue: \_\_\_\_\_ Maintenance Repair: \_\_\_\_\_ Medical: \_\_\_\_\_ Survey: \_\_\_\_\_  
Number of Individuals or Teams Dispatched (not originating from TSC/EOF): \_\_\_\_\_

Consider: Quality of team formation, briefing and team tracking.

---

**Radiological Protection**

Number of staff potentially overexposed: \_\_\_\_\_ Number of failures to maintain doses ALARA: \_\_\_\_\_

Consider: Deviations from normal Radiological practices, Timeliness of dose assessments, Assumptions made for dose assessments, Plume tracking success.

---

**Public Information**

No. of Approved News Statements: \_\_\_\_\_ No. of Rumors Identified: \_\_\_\_\_  
No. of News Statements without an error: \_\_\_\_\_ No. of Rumors Answered in News Statements: \_\_\_\_\_  
No. of News Conferences: \_\_\_\_\_ No. of Rumors Addressed in Press Conferences: \_\_\_\_\_

---

# WOLF CREEK NUCLEAR OPERATING CORPORATION

## EVALUATION LOG SHEET

Name: \_\_\_\_\_ Date: \_\_\_\_\_

Assignment: \_\_\_\_\_ Page: 1 OF \_\_\_\_\_

Date: \_\_\_\_\_

Page: 1 OF       [illegible]

1.	Facility Activation
4.	Staffing
7.	Classifications
10.	Protective Action Recommendation

- 2 Immediate Emergency Notifications
- 5 Accountability
- 8 Communication
- 11. Command and Control

- 3 Teams Dispatched  
8 Radiological Protection  
9 Public Information

**WOLF CREEK NUCLEAR OPERATING CORPORATION**  
**EVALUATION LOG SHEET**

Name: \_\_\_\_\_

Date: \_\_\_\_\_

**Assignment:** \_\_\_\_\_

Page: 2 OF       [illegible]

### Key Activities:

1. Facility Activation
4. Staffing
7. Classifications
10. Protective Action Recommendation

- 2 Immediate Emergency Notifications  
5 Accountability  
8 Communication  
11. Command and Control

- 3 Teams Dispatched  
6 Radiological Protection  
9 Public Information

<b>WOLF CREEK NUCLEAR OPERATING CORPORATION</b> <b>EVALUATION LOG SHEET</b>	
Name: _____	Date: _____
Assignment: _____	Page: <u>  3  </u> OF <u>      </u>

Date: \_\_\_\_\_

Page: 3 OF       [illegible]

1. Facility Activation
4. Staffing
7. Classifications
10. Protective Action Recommendation

- 3 Teams Dispatched  
6 Radiological Protection  
9 Public Information



**WOLF CREEK NUCLEAR OPERATING CORPORATION**  
**EVALUATION LOG SHEET**

Name: \_\_\_\_\_ Date: \_\_\_\_\_

Assignment: \_\_\_\_\_ Page: 5 OF \_\_\_\_\_

Date: \_\_\_\_\_

Page: 5 OF           [illegible]

1. Facility Activation
4. Staffing
7. Classifications
10. Protective Action Recommendation

- 2 Immediate Emergency Notifications  
5 Accountability  
8 Communication  
11. Command and Control

- 6 Radiological Protection
- 9 Public Information

# **PHONE TEAM CONTROLLER FORM**

Date \_\_\_\_\_ Time Call Placed \_\_\_\_\_ Sequence # \_\_\_\_\_

<b>Evaluator:</b>	<b>Representing:</b> Citizen      Media      Other
<b>Phone # Called:</b>	<b>Phone Team Member:</b>

**Question:**

**Response:**

## **OBSERVATIONS**

**Is the answer received accurate to the best of your knowledge?** YES NO

**If No - Comment:**

**Is the person answering your questions courteous and helpful?** YES NO

**If No - Comment:**

**Does the phone team member seem concerned about you?** YES NO

**Are the answers you get provided in a timely manner?** YES NO

**If No - Comment:**

**If the phone team doesn't know an answer to a particular question, do they get back with you on it?** YES NO

**Do they speculate or give you their opinion of what they "think" may be happening or about to happen?** YES NO

**If Yes - Comment:**

**If you call to ask a question relating to a rumor, do you get a timely response to the validity of the rumor?** YES NO

**If No - Comment:**

**If you ask the same question of several phone team members or spokespersons at virtually the same time, do you receive virtually the same answer?** YES NO

**If No - Comment:**

**Have you identified the phone team members' strengths and weaknesses on the Performance Report?** YES NO

**Other Comment(s):**



## **SCENARIO**

Operational events will be conducted as written. Other events may vary from those written according to the actions of the players.

## **NARRATIVE SUMMARY**

This sequence results in a release of radioactive materials, ensuring that conditions shall require an evacuation of down wind sectors.

### **INITIAL CONDITIONS**

Initial conditions establish the plant is operating at 100% of full power, late in core life. Electrical demand in the area is heavy. 'A' Service Water pump is out of service for repair. Flux mapping is in progress. Per AP 19B-001, "FAILED FUEL ACTION PLAN", we are in Action Level 3. Current levels have been greater than FRI 4 for two days, and levels are continuing to increase. Because of this, the initial containment atmosphere has an elevated concentration of radioactivity. Therefore, the containment area radiation monitors have elevated readings. There is a management meeting scheduled for 1600 to discuss shutting down in order to perform a fuel inspection.

The Fuel Building Rollup door is stuck, fully open. The transfer canal is empty. HEV8585, Recycle Evaporator Feed Filter to Fuel Transfer Canal, is tagged out. Valve has been removed from the piping for repair on a bench.

Towards the end of refuel 12, workers above the area of the transfer tube had dropped material which landed on the transfer tube. There had been some trouble reinstalling the flange, but it was eventually installed. The subsequent inspection did not identify any faults.

### **SEQUENCE OF EVENTS**

At 0800 the Radwaste Building truck bay area radiation monitor alarms (SDRE-07), reading in excess of 240 mR / Hr., then the Control Room is notified of a resin spill in the Radwaste Building. This results in the declaration of an ALERT.

At 0900 transformer XSL31 fails, causing 'B' & 'C' Service Water pumps to fail due to a loss of power, which leads to a reactor trip.

At 0915, transformer XNB01 suffers an internal fault, causing XNB01 to isolate. 'A' diesel generator starts and loads, but after several minutes it stops when its fuel strainer becomes clogged (~0920).

At 0930, PA00201 fails open. The component cooling water to regenerative heat removal isolation valve (EGHV102) fails closed, ensuring that there is no available core cooling after ECCS suction transfers to the containment sumps.

At 1000 an incore thimble tube fails, which, causes the reactor coolant system to begin losing inventory into containment. The initial leak rate is approximately 480 gpm. This results in the declaration of a Site Area Emergency.

At 1030, an accident involving a gasoline transport tanker occurs on Highway 75, beneath the bridge where I-35 crosses over. This forces a temporary closure of both highways.

At 1200 the integrity of the transfer tube fails. The RCS leak rate increases to 10,000 gpm. With the Fuel Building rollup door stuck open, there is an unfiltered release path to the public. This will require an evacuation of down wind populations out to 10 miles. This results in the declaration of a General Emergency.

There is no mitigation that will terminate the release until the plant is cooled to below 212 °F.

Environmental samples shall be collected and transported to the EOF.

The drill will be terminated at approximately 1400.

## TIMELINE

TIME		CLASSIFICATION <sup>2</sup>	EVENT
0730	(H-00:30)		Initial conditions are provided to the Shift Manager.
0800	(H+00:00)		Drill activities begin.
0800	(H+00:00)	ALERT <sup>3</sup>	Resin spill in Radwaste Building. <ul style="list-style-type: none"> <li>• SDRE reading &gt; 240 mR / Hr</li> </ul>
0900	(H+01:00)		XSL31 fails. <ul style="list-style-type: none"> <li>• Reactor trip</li> <li>• B &amp; C Service Water Pumps fail</li> </ul>
0915	(H+01:15)		XNB01 fails
0920	(H+01:20)		'A' Diesel Generator fails
0930	(H+01:30)		PA00201 Fails <ul style="list-style-type: none"> <li>• EGHV0102 fails closed.</li> </ul>
1000	(H+02:00)	SAE <sup>4</sup>	Loss of reactor coolant boundary <ul style="list-style-type: none"> <li>• SIS – Emergency boration begins</li> </ul>
1030	(H+02:30)		Accident at Hwy 75 & 35 interferes with evacuation route
1200	(H+04:00)	GE <sup>5</sup>	Release radioactive materials to the public <ul style="list-style-type: none"> <li>• Transfer tube boundary fails</li> </ul>
1220	(H+04:20)		RCS activity begins to seriously trend upward <ul style="list-style-type: none"> <li>• CHARMs also begins to seriously trend upward</li> </ul>
~1330	(H+05:30)		Offsite teams collect environmental samples.
1400	(H+06:00)		Exercise is terminated.
1600	(H+08:00)		Critique completed.

<sup>2</sup> Times noted for emergency classification are based on the initiation of the causal event and do not reflect time required for event diagnosis. The actual time of classification could vary significantly. The ERO may not always classify an event exactly the way the scenario specifies. Situations can arise in which assessment of classification opportunities is subjective due to deviation from the expected scenario path. The actual subzones which are recommended to be evacuated could be significantly different, depending upon the assumptions used.

<sup>3</sup> An ALERT should be declared per the WCGS Emergency Plan due to the EAL-1, Radiological Effluent Release chart.

Sequence:

- 1-RER-1 No
- 1-RER-5 Yes, SDRE-07 reading in excess of 240 mR/Hr
- 1-RER-3 No
- ALERT Alert

<sup>4</sup> It is expected that a Site Area Emergency will be declared when the loss of reactor coolant begins.

Sequence:

- 3-LRCB-1 Yes, Leak > 25 gpm
- 3-LRCB-2 Yes, Leak > 1 CCP, CTMT rad monitors offscale
- 3-LRCB-3 Yes, GTRE 59 / 60 > 250 R/Hr
- 3-LRCB-4 No.
- 3-LRCB-8 No.
- SAE

<sup>5</sup> It is expected that a General Emergency will be declared when the CHARMs EXCEEDS 2,500 R / Hr..

Sequence:

- 3-LRCB-1 Yes, Leak > 25 gpm
- 3-LRCB-2 Yes, Leak > 1 CCP, CTMT rad monitors offscale
- 3-LRCB-3 Yes, GTRE 59 / 60 > 250 R/Hr
- 3-LRCB-4 No.
- 3-LRCB-8 Yes, GTRE 59 / 60 > 2500 R/Hr
- GENERAL EMERGENCY

# **DAILY PLANT REPORT**

**To be provided only after demonstrating knowledge of where report can be found.**

AIF 21D-002-01, Rev. 2

## **DAILY PLANT REPORT**

Date	<u>TODAY</u>	Time	<u>0400</u>	
Mode	<u>1</u>	Reactor Power	<u>3564</u>	RJU 158MA
Previous Day's Generation 0000 to 2400 hours		GMWH	<u>29582</u>	NMWH <u>28564</u>
Generator Load (Instantaneous) (GMWe)	<u>1239</u>			(MAP0001)
Condenser Absolute Pressure (INHGA)	High	<u>2.96</u>		(ACP0218)
	Intermediate	<u>2.09</u>		(ACP0211)
	Low	<u>1.86</u>		(ACP0204)
Main Condenser In-Leakage (scfm)	<u>29.1</u>			(Systems)/(Operations)
Dissolved O <sub>2</sub> in the Hotwell (PPB)	<u>2.6</u>			(Chemistry)
Blowdown Rate (KP/H)	<u>119</u>			(BMU0704)
Reactor Pressure (PSIG)	<u>2237</u>			(BBU0482)
Reactor Coolant Tavg (°F)	<u>586.5</u>			(BBT0499A)
Reactor Coolant Sys. Boron Concentration (ppm)	<u>60</u>			(Chemistry)
Calendar Days of Continuous Operation (Gen. Output Brkr Clsd)	<u>475</u>			
Lake Level	<u>1087</u>			(EFL0027)
Circ Water Inlet Temperature	<u>56.1</u>			(Avg. of DAT0050 and DAT0049)
Circ Water Pump Discharge Pressure (PSIG)	<u>21</u>			(IPI CW012A)

**Major Plant Activities**

Date: TODAY  
 Work Week: 407  
 Continuous days on line: 475

# Wolf Creek

Nuclear Operating Corporation

## Today's Operational Focus

Mode 1                      Train B                      Plant Awareness Level 1  
 Reactor Power 3564 Mwh                      Generator Load 1238 Mwe

Protected Train: A

Tech Spec/TRM Action Statements [3.2.10]

NIGHTS:

## Emergent work

## Shift Manager Concerns

Failed Fuel Action Level 3.

Rod Drive MG Set  
 Halon. OOS-both banks  
 Continuous Firewatch

## Major POD Activities

☐ ☐ HKE14 Cask Crane

Night Shift

Shift Manger:

Work Week Manager: B Bahr

Call Superintendent: On-Call Emergency Manger

	On Schedule	Goal	Backlog
Control Room Tags	0	5	4
Powerblock Correctives	2	90	121
SR Powerblock Correctives >6 mos	1	5	18
Pre-outage	3	0	0

## Plant Status/Health

### Plant Status

RCS leakage identified .784 gpm  
 Unidentified 0.067 gpm  
 SGBD Flow 56.1 kbh  
 Condenser in-leakage 29.1/9.9 cfm  
 AK: In-service C  
 Stand-by 2 BEDS  
 Ball cleaning in-service: Both  
 Lake temperature 52.3° F  
 Level: 1083.95 ft

Out of Service/Degraded  
 Service Water Pump A, bearing  
 replacement  
 HEV8585, Rebuild

### Additional Items

### Next Working Day

Nights:

## OFFSITE CONTACTS / CONTROL CELL PHONE NUMBERS

AGENCY	ACTUAL NUMBER	CONTROL CELL NUMBER <sup>6</sup>
<b>American Nuclear Insurers</b>	860-561-3433	<b>5695</b>
<b>Coffey County Sheriff</b>	<b>364-2123</b>	<b>5691</b>
<b>ENS</b>		<b>5206</b>
<b>HPN</b>		<b>5209</b>
<b>INPO</b>	800-321-0614	<b>5697</b>
<b>NRC Resident</b>	4574 / 4575	<b>5693</b>
<b>Security</b>	<b>4999</b>	<b>5376</b>
<b>State of Kansas (KDEM)</b>	<b>785-296-3176</b>	<b>5692</b>
<b>System Dispatch</b>	<b>785-575-6078</b>	<b>5694</b>
<b>Work Week Manager</b>		<b>5112</b>
<b>Call Superintendent</b>		
	Team A – Jim Gilmore	(X-4047)
	Team B - Edward Ray	(X-4429)
	Team C – Dale Berry	(X-8269)
	Team D - Bob Kopecky	(X-4732)

### Other Phone Numbers

**Computer Operator    Extension 5696**

In order to make the multi-line phone work for the ENS or HPN control cells, the following directions should be used:

1. When a call comes into your incoming line (5206 for ENS, and 5209 for HPN), pick up the phone then push the button next to the appropriate number (There should be a flashing arrow in the LCD next to the button).
2. Answer the first caller, get his extension, then call him back from the correct outgoing line (5204 for ENS, and 5208 for HPN).
3. When the next person calls:
  - a. push hold once
  - b. push the button next to your incoming number
  - c. get the caller's extension
  - d. push your outgoing number (this will disconnect the incoming line)
  - e. push conference once
  - f. call the second caller
  - g. push conference again - everyone should still be on the line.

You can repeat this as often as necessary to connect as many callers as you receive (it should not exceed 3 but could be less).

<sup>6</sup> Phone numbers normally expected to be used for drill purposes are in bold.

SHIFT MANAGER RELIEF CHECKLIST		
OFF-GOING SHIFT (CHECK BOX) DAYS <input type="checkbox"/> NIGHTS <input checked="" type="checkbox"/>	DATE Today	OFF-GOING SM (PRINT) Off Going ON-COMING SM (PRINT) On Coming
PLANT STATUS SUMMARY ON-COMING SM REVIEW PRIOR TO ASSUMING SHIFT MODE 1 Additional Pages		
EVOLUTIONS IN PROGRESS: 100% Power, End of Core Life Heavy electrical demand AP 19B-001, Failed Fuel Action Plan, Action Level 3		
SIGNIFICANT MAINTENANCE RESTORATION IN PROGRESS: Service Water Pump 'A' OOS, bearing replacement HE V8585 tagged out and removed to the shop for rebuild.		
SIGNIFICANT TESTING/RESTORATION IN PROGRESS:		
RADWASTE STATUS:		
GENERAL: Executives meeting at 1600 to determine a course of action (Degraded fuel / RCS leak).		
REVIEW THE FOLLOWING PRIOR TO ASSUMING SHIFT: (CHECK BOX) <div style="display: flex; justify-content: space-between;"> <div style="width: 45%;"> <input type="checkbox"/> SHIFT MANAGER LOG  <input type="checkbox"/> FIRE PROTECTION IMPAIRMENTS  <input type="checkbox"/> EQUIP. OUT OF SERVICE LOG  <input type="checkbox"/> ESSENTIAL READING  <input type="checkbox"/> SHIFT CREW COMPOSITION  <input type="checkbox"/> SURVEILLANCE SCHEDULE             </div> <div style="width: 45%;"> <input type="checkbox"/> ACTION STATEMENT SUMMARY  <input type="checkbox"/> COMBUSTIBLE MATERIAL LOG  <input type="checkbox"/> BREACH AUTHORIZATIONS  <input type="checkbox"/> IGNITION SOURCE PERMITS             </div> </div> <div style="text-align: right; margin-top: 10px;"> <input type="checkbox"/> LICENSED OPERATOR QTR SIGN-OFF LOG              UPDATED ____/____           </div>		
REVIEW THE FOLLOWING AFTER ASSUMING SHIFT: (CHECK BOX) <div style="display: flex; justify-content: space-between;"> <div style="width: 45%;"> <input type="checkbox"/> TEMP. MODIFICATION LOG  <input type="checkbox"/> CLEARANCE ORDER INDEX  <input type="checkbox"/> OPERATIONS TRACKING PROGRAM              UPDATED ____/____           </div> <div style="width: 45%;"> <input type="checkbox"/> DISCHARGE PERMITS IN EFFECT  <input type="checkbox"/> CONTROL ROOM LOG  <input type="checkbox"/> ENSURE BLDG WATCHES REVIEW              ESSENTIAL READING           </div> </div> <input type="checkbox"/> SUBSTATION AUTHORIZATION FORMS [3.2.22]		
OFF-GOING SM _____ INITIALS	ON-COMING SM _____ INITIALS	

## SHIFT MANAGER RELIEF CHECKLIST

## SHIFT COMPOSITION

<div>SM</div> <div>SHIFT MANAGER</div>			
<div>CRS</div> <div>CONTROL ROOM SUPERVISOR</div>			
<div>RO</div> <div>REACTOR OPERATOR</div>	<div>SE</div> <div>SHIFT ENGINEER</div>		<div>BOP</div> <div>BALANCE OF PLANT</div>
<div>ABO</div> <div>AUXILIARY BUILDING WATCH</div>	<div>TBO</div> <div>TURBINE BUILDING WATCH</div>	<div>RBO</div> <div>RADWASTE BUILDING WATCH</div>	<div>SWO</div> <div>SITE WATCH</div>
<div>WTO</div> <div>WATER TREATMENT OPERATOR</div>		<div>OSC</div> <div>OFF-SITE COMMUNICATOR</div>	

## FIRE BRIGADE

<div></div> <div>BRIGADE LEADER</div>			
<div>M1</div> <div>MEMBER</div>	<div>M2</div> <div>MEMBER</div>	<div>M3</div> <div>MEMBER</div>	<div>M4</div> <div>MEMBER</div>

## OTHER

<div>SUP</div> <div>CALL SUPERINTENDENT</div>	<div>HT</div> <div>HP TECHNICIAN</div>	<div>CT</div> <div>CHEMISTRY TECHNICIAN</div>
---	--	---

**CONTROL ROOM TURNOVER CHECKLIST**

DATE : Today		NIGHT SHIFT		DAY SHIFT		X	MODE- 1	
OFF-GOING: (PRINT)		CRS	OFF going CRS 1	ON-COMING: (PRINT)		CRS	CRS 2	
		RO	OFF going RO 1			RO	RO 2	
		BOP	OFF going BOP 1			BOP	BOP 2	
		SE	OFF going SE 1			SE	SE 2	

**ON-COMING CRS/SE/RO/BOP REVIEW****EVOLUTIONS IN PROGRESS:**

- 1) 100% power for 475 days
- 2) Diluting 200 gals every two hours for temperature control
- 3) AP 19B-001, Failed Fuel Action Plan, Action Level 3

**MAINTENANCE IN PROGRESS: [Commitment Steps 3.2.9, 3.2.11]**

Service Water Pump 'A' OOS for bearing replacement  
 HE V8585 tagged out and removed to shop for rebuild.

**TESTING IN PROGRESS: [Commitment Steps 3.2.9, 3.2.11]**

- 1) None



**CONTROL ROOM TURNOVER CHECKLIST****COMMENTS:**

Executives are meeting to determine a course of action (Degraded fuel / RCS leak). Decisions are expected by 1600.  
CHM notified to expedite LRP generation to support Radwaste processing.

**WORK REQUEST:**

**FOLLOW-UP BUTTONS: NONE**

## CONTROL ROOM TURNOVER CHECKLIST

REACTOR POWER	<u>100</u>	%	RCS: <u>586.5</u>	°F	<u>2235</u>	PSIG
ROD CONTROL	AUTO	<input checked="" type="checkbox"/>				
	MANUAL	<input type="checkbox"/>				
CONTROL BANK D	<u>229</u>	STEPS				
RCS BORON (C <sub>b</sub> )	<u>60</u>	PPM	@	DATE/TIME	<u>Today / 0430</u>	
LEAK RATE (GPM):	ACTUAL IDENTIFIED (B.7.8)	<u>0.784</u>	T/S UNIDENTIFIED (B.8.1)	<u>0.0546</u>	@	DATE/TIME <u>Today / 0430</u>
COND. AIR INLEAKAGE (IAW STN CH-020)	<u>29.1</u>	scfm				

TANKS	AP FILLING	<input type="checkbox"/>	AN FILLING	<input type="checkbox"/>	BL FILLING	<input type="checkbox"/>	BL ON RECIRC	<input type="checkbox"/>
CONDENSATE DEMINS IN SERVICE	A	<input type="checkbox"/>	B	<input type="checkbox"/>	C	<input checked="" type="checkbox"/>	D	<input type="checkbox"/>
	E	<input type="checkbox"/>	F	<input type="checkbox"/>				

## ESF STATUS PANELS AND REACTOR TRIP/BLOCK PANEL

[illegible]

**CONTROL ROOM TURNOVER CHECKLIST**

ON-COMING CRS/SE/RO/BOP REVIEW (Check Box)

## PRIOR TO ASSUMING WATCH

CRS SE RO BOP

	N/A		
	N/A	N/A	N/A
	N/A	N/A	N/A

CONTROL ROOM LOGS  
 ESSENTIAL READING  
 CLEARANCE ORDER LOG  
 INSTRUMENT OUT-OF-SERVICE LOG  
 EQUIPMENT OUT-OF-SERVICE LOG  
 ACTION STATEMENT SUMMARY  
 SURVEILLANCE SCHEDULE  
 FIRE PROTECTION PERMITS  
 KC008 NOT DISABLED/DISARMED WITHOUT DOCUMENTATION  
 DISCHARGE PERMITS  
 MCB WALKDOWN WITH OFF-GOING WATCH

## AFTER ASSUMING WATCH

CRS SE RO BOP

	N/A	N/A	N/A
	N/A	N/A	N/A
		N/A	N/A
	N/A	N/A	N/A
	N/A	N/A	N/A

TEMP MOD LOG  
 LOCKED VALVE LOG  
 COMPUTER ALARM SUMMARY  
 CONDUCT SHIFT BRIEF  
 POD SCHEDULE  
 OPEN PROCEDURES BOOK (Reference Step 3.1.18)  
 OPEN WCGS SUBSTATION WORK AUTHORIZATION FORMS [Commitment Step 3.2.27]  
 BRIEF RO ON 10% RAPID DOWN POWER WHEN  $\geq 10\%$  RTP

ATTACH ANY ADDITIONAL PAGES NEEDED TO DESCRIBE PLANT CONDITIONS. MARK THE NUMBER OF  
 ADDITIONAL PAGES \_\_\_\_\_

## OFF-GOING

CRS OFF going CRS  
 RO OFF going RO  
 BOP OFF going BOP  
 SE OFF going SE  
 INITIALS

## ON-COMING

CRS \_\_\_\_\_  
 RO \_\_\_\_\_  
 BOP \_\_\_\_\_  
 SE \_\_\_\_\_  
 INITIALS

**ALARM WINDOW DESCRIPTION**

<u>WINDOW</u>	<u>NAME</u>	<u>REASON</u>	<u>WRWO</u>

**INTERMITTENT ALARMS**


**KC008 ALARMS**


## EQUIPMENT OUT OF SERVICE LOG

EOL DATE/NUMBER	SYSTEM	DECLARED INOPERABLE DATE/TIME/INITIAL (SM/CRS)	REQUIRED RETURN DATE/TIME/INITIAL (SM/CRS)	APPLICABLE MODES	MODE RESTRAINT	TECH SPEC TRM ODCM	DECLARED OPERABLE DATE/TIME/INITIAL (SM/CRS)
REMARKS/EQUIPMENT/AR/TMO/CO/RETEST							
2003-0040	WS	N/A	N/A	N/A	N/A	N/A	
Service Water Pump A, bearing replacement							

# INSTRUMENT OUT OF SERVICE LOG

OOS SEQUENCE NUMBER	COMPUTER POINT DESIGNATOR (1)	DOCUMENT NUMBER (2)	OOS TIME/ DATE	AFFECTED COMPUTER PROCESS OR READ-OUT DEVICE	REASON APPLIED	SM/CRS VERIFIED APPLICABLE TS, TRM AND MODE RESTRAINT	TAG REMOVAL AUTHORIZATION (SM/CRS INITIAL TIME AND DATE)
				EJ LI 0008 OOS			

NOTE: 1) FOR INSTRUMENTS OTHER THAN COMPUTER POINTS ENTER N/A.

2) VERIFY OOS SEQUENCE NUMBER IS ON ACTION/WORK REQUEST AND LIST ACTION/WORK REQUEST NUMBER IN THIS COLUMN.

[illegible]

CHEMISTRY TURNOVER CHECKLIST					
<b>Date</b>	<b>TODAY</b>	<b>Tech Spec/TRM/ODCM LCO Required Sampling</b>			
<b>On-coming:</b>	<b>On-coming Tech</b>	<b>Sample Required</b>	<b>WCGS Sample Due Time</b>	<b>TS/TRM/ODCM Sample Due Time</b>	<b>Date/Time Sampled</b>
<b>Off-going:</b>	<b>Off-going Tech</b>	<b>Accumulators if added to (due to addition of blended flow to RWST)</b>			
<b>Mode:</b>	<input type="text" value="1"/>				
<b>Nights</b>	<input type="text"/>	<b>Days:</b>	<input checked="" type="checkbox"/>		
<b>Abnormal Conditions</b> (Check all that apply) (Explain in comment section)					
<b>Gas Decay Tank Adds</b>					
Tank Added to _____					
D/T Enter _____					
D/T Exit _____					
[Commitment Step 3.2.1]					
≥ 15% TPC					
Mode 3-2/2-3 Change					
Rad Monitors Inoperable:					
HB-RE-18					
HF-RE-45					
BM-RE-52					
LE-RE-59					
HF-RE-85					
GE-RE-82					
GHRE10B/GTRE21B					
GHRE10A/GTRE21A					
GTRE31/GTRE32					
<b>Pre-Relief Reviews</b>					
<b>Offgoing:</b>					
Pager turned over		<input checked="" type="checkbox"/>	See Board		
Review Abnormal Cond. Forms		<input type="checkbox"/>	1. We are in A.L. 3 for FRI - OPS has increased letdown to 120 gpm.		
Review ticklers		<input checked="" type="checkbox"/>			
CTMT Press. 5"		<input checked="" type="checkbox"/>			
<b>Oncoming:</b>					
Review Abnormal Cond. Forms					
Review Ticklers					
Review Process monitor log					
Review Radwaste tank level log					
Notify Control Room of on-coming Shift Chemist					
Watch Relieved					
Off-going (Init.)					
On-coming (Init.)					
<b>Chem/Ops Action Forms</b>					



MESSAGES  
CLASSIFICATION PLANT ANNOUNCEMENTS

NUE

To be used during drills ONLY!

**NOTE: Precede any use of a Site wide alarm (i.e. Site Evacuation Alarm) with "THIS IS A DRILL. THIS IS A DRILL".**

Section      Message

1. THIS IS A DRILL!  
THIS IS A DRILL!
2. Attention all personnel, attention all personnel. Wolf Creek has declared a Notification of Unusual Event.
3. Personnel required to respond at a Notification of Unusual Event should report to your facility.
4. All other personnel continue with your normal duties unless further instructions are given.
5. THIS IS A DRILL!  
THIS IS A DRILL!

**Repeat Message**

## **ALERT**

To be used during drills ONLY!

**NOTE: Precede any use of a Site wide alarm (i.e. Site Evacuation Alarm) with "THIS IS A DRILL. THIS IS A DRILL".**

<u>Section</u>	<u>Message</u>
----------------	----------------

- |    |   |
|----|---|
| 1. | THIS IS A DRILL!<br>THIS IS A DRILL!  |
| 2. | Attention all personnel, attention all personnel. Wolf Creek has declared an ALERT due to _____ |
| 3. | Emergency Response Organization members report to your assigned location.                       |
| 4. | Personnel not involved in today's drill activities, continue your normal work assignments.      |
| 5. | _____<br>_____<br>Follow instructions from Security and Health Physics personnel.               |
| 6. | THIS IS A DRILL!<br>THIS IS A DRILL!  |

**Repeat Message**

## **SITE AREA EMERGENCY**

To be used during drills ONLY!

**NOTE: Precede any use of a Site wide alarm (i.e. Site Evacuation Alarm) with "THIS IS A DRILL. THIS IS A DRILL".**

- | <u>Section</u> | <u>Message</u>  |
|----------------|---|
| 1.             | THIS IS A DRILL!<br>THIS IS A DRILL!  |
| 2.             | Attention all personnel, attention all personnel. Wolf Creek has declared a Site Area Emergency due to _____. |
| 3.             | Emergency Response Organization members report to your assigned location.                                     |
| 4.             | Personnel not involved in today's drill activities, continue your normal work assignments.                    |
| 5.             | _____<br>_____  |
|                | Follow instructions from Security and Health Physics personnel.   |
| 6.             | THIS IS A DRILL!<br>THIS IS A DRILL!  |

**Repeat Message**

## GENERAL EMERGENCY

To be used during drills ONLY!

**NOTE: Precede any use of a Site wide alarm (i.e. Site Evacuation Alarm) with "THIS IS A DRILL. THIS IS A DRILL".**

- | <u>Section</u> | <u>Message</u>   |
|----------------|--|
| 1.             | THIS IS A DRILL!<br>THIS IS A DRILL!   |
| 2.             | Attention all personnel, attention all personnel. Wolf Creek has declared a General Emergency due to |
| 3.             | _____.<br>Emergency Response Organization members report to your assigned location.                  |
| 4.             | Personnel not involved in today's drill activities, continue your normal work assignments.           |
| 5.             | _____<br>_____<br>Follow instructions from Security and Health Physics personnel.                    |
| 6.             | THIS IS A DRILL!<br>THIS IS A DRILL!   |

**Repeat Message**

## **FIRE BRIGADE**

To be used during drills ONLY!

**NOTE: Precede any use of a Site wide alarm (i.e. Site Evacuation Alarm) with "THIS IS A DRILL. THIS IS A DRILL".**

### **Section      Message**

1. THIS IS A DRILL!  
THIS IS A DRILL!
2. 'Fire, Fire, Fire...', Today's E-Plan designated Fire Brigade members report to the turnout lockers.
3. Duty Fire Brigade members DO NOT have to respond, continue with normal work activities.
4. Personnel not involved in today's drill activities, continue your normal work assignments.
5. THIS IS A DRILL!  
THIS IS A DRILL!

**Repeat Message**

---

**THIS IS A DRILL**

---

**DO NOT** initiate actions affecting normal plant operations.

TO: Facility Controllers

FROM: Facility Lead

TIME: 0730

**NOTE:**

**During an evaluated exercise, Controllers shall limit player contact to only those occasions where appropriately earned data is being provided.**

**Coaching is not allowed during response activities associated with the NRC Performance Indicators or during an NRC evaluated exercise**

**MESSAGE:**

**DO:**

Communicate throughout the controller organization. Over communicate!! You can't communicate too much. Communications are essential to effective drill control.

For Evaluated Exercises, indoctrinate the NRC and FEMA evaluators to the conditions of the scenario.

Ensure that the scenario drill sequence (i.e., time-line) is coordinated with the Simulator and with Facility Lead Controllers.

Monitor the data being received and released from the facility to ensure consistency with the scenario and inform the Drill Lead Controller of any discrepancies.

Any out-of sequence or unanticipated Controller intervention must be authorized.

Identify and resolve potential problems which might adversely affect the progress of the drill or exercise.

Coordinate with the Drill Lead Controller on the issuance of drill messages.

Ensure all message and mini-scenario assignments are clearly understood prior to commencing drill activities.

Consider actions that might be necessary in order to complete a smooth transition to using the paper data, if simulator fails.

If the level of energy within the facility begins to fade, discuss this observation with the facility manager so they can take command and

get the team motivated again. The intended outcome is to:  
keep the drill moving and to keep people thinking and performing.  
provide the Manager a chance to demonstrate command and control.  
ensure that everyone demonstrates good 'gamesmanship'.

Be attentive to player activities being particularly mindful of conditions and actions associated with classification, protective actions and notifications.

Be creative, the scenario cannot contain every detail. Be willing to fill the void. However, if you provide additional information, make sure that that information gets passed along to your facility lead controller. (For example, if there has been a steam line rupture, it would be acceptable to include information indicating that insulation has blown throughout the area)

Watch for snags. Your main function is to make sure that the drill proceeds in accordance with how the timeline describes the sequence of events. Players are allowed some freedom of play, but when player response deviates from how the sequence was predicted, then a decision will need to be made whether or not to intercede.

During drills, coach when necessary. Do not let learning opportunities escape.

Ask questions when you do not understand.

Use the Human Error Prevention Tools.

Be aware of nuclear and personnel safety and intervene if necessary.

Behave in a professional manner.

Maintain comprehensive logs of major activities, paying particular attention to activities associated with risk significant issues.

Coach during the critique to refocus upon the Critique Guideline and to encourage improved presentation.

Ensure that a facility critique is conducted and facilitated by the facility lead player. Call a "TIME-OUT" if the critique does not establish or maintain the appropriate self-critical perspective. Consider giving a short break to allow for refocus.

Provide the opportunity to players to self-identify their own performance errors, but be ready to provide the information if necessary without hesitancy. Do so in a forthright manner.

Collect all logs and paperwork generated by controllers in facility.

Ensure inventories are initiated and completed by players.

Perform a walk-through of the facility and ensure that all equipment is returned to normal status.

Note: Do not turn the equipment off yourself. Ensure the appropriate players are notified to do this. This is a performance issue that should be documented.

**DO NOT:**

Make up data to fill a void, do not make up conditions outside of the scenario guidelines. (Using the example of the steam line rupture, it would be inappropriate to indicate that a near by electrical panel shows signs of being shorted out.)

Hold conversations about observed player actions or upcoming scenario events with other controllers, when within earshot of a player.

Allow observers to become involved in play or the response processes

Fail to communicate with the controller organization. If you didn't ask the question or provide the information, then you did not do your job.

During the Evaluated Exercise

**KEEP THE SCENARIO CONFIDENTIAL!**

**DO NOT COACH NRC EVALUATED ACTIVITIES EITHER  
VERBALLY or WITH BODY LANGUAGE.**

Note of exception to our usual exercise practices: FEMA has an different viewpoint than the NRC regarding errors made during exercise performance. The NRC does not allow coaching during an evaluated exercise. FEMA's evaluation criteria provides for the opportunity of on-the-spot-correction. FEMA views an uncorrected error as a missed learning opportunity. If you are controlling in a FEMA evaluation area involving Non-Wolf Creek emergency response personnel and identify a problem, approach the FEMA evaluator, state that you recognize a problem and ask if on-the-spot correction and re-demonstration will be allowed. If it is an area evaluated by both FEMA and the NRC, it is not clear-cut. In this latter instance, you may discuss the situation with both agencies' evaluators.

---

**THIS IS A DRILL**

---



---

**THIS IS A DRILL**

---

**DO NOT** initiate actions affecting normal plant operations.

TO: Shift Manager

FROM: CR Lead

TIME: 0730

**NOTE:**

1. **DO NOT** pass this message without the consent of the Drill Lead Controller.
2. Ensure that all control room personnel are aware of the control cell phone numbers to be used during this drill. These phone numbers are located on page 21.

**MESSAGE:** Brief the Shift Manager on the initial conditions on pages 18 through 32 of this scenario.

**Meteorological**

It is partly cloudy with winds out of the East. There is a possibility for rain later in the day.

Ensure the Chemistry Technician is aware of the initial conditions on pages 18 and 32 of this scenario.

---

**THIS IS A DRILL**

---

MESSAGE No: 3  
TYPE: DRILL

---

**THIS IS A DRILL**

---

**DO NOT** initiate actions affecting normal plant operations.

TO: Plant Population

FROM: Drill Lead

TIME: 0745

NOTE: Dial 7920, \*22

MESSAGE: Attention in the plant, attention in the plant.

An E-Plan drill is to be conducted today which shall end about 1400.  
Please reserve Gai-tronics line 5 for drill communications.

Attention in the plant, attention in the plant.

An E-Plan drill is to be conducted today which shall end about 1400.  
Please reserve Gai-tronics line 5 for drill communications

---

**THIS IS A DRILL**

---

---

**THIS IS A DRILL**

---

**DO NOT** initiate actions affecting normal plant operations.

**TO:** Notification Communicators

**FROM:** Communications

**TIME:** 0800

**NOTE:** You will need to make copies to ensure that you are only providing the one page.

FOR TRAINING

**MESSAGE:** Provide the list of phone numbers on Page 21 for various offsite agencies. Offsite participation is to be as described on Page 4. Phone calls to offsite agencies shall revert to the control cell if the agency indicates they no longer desire to participate.

---

**THIS IS A DRILL**

---

MESSAGE No: 5  
TYPE: DRILL

---

**THIS IS A DRILL**

---

**DO NOT** initiate actions affecting normal plant operations.

TO: Facility Lead Controllers

FROM: Drill Lead

TIME: 0800

FOR THE

MESSAGE: Drill activities have commenced.

---

**THIS IS A DRILL**

---

---

**THIS IS A DRILL**

---

**DO NOT** initiate actions affecting normal plant operations.

TO: Drill Participants

FROM: Facility Leads

TIME: 0800+

**NOTE:**

1. Initial meteorological data may be provided to any player which asks.
2. Information from the Daily Plant Report or the Daily POD Board may be provided only when it has been demonstrated that the individual has the ability to obtain this information independently.

MESSAGE: Meteorological

It is partly cloudy with winds out of the East. There is a possibility for rain later in the day.

Data from the DAILY PLANT REPORT is available on page 18

Data from the DAILY POD BOARD is available on page 20

---

**THIS IS A DRILL**

---

MESSAGE No: 7  
TYPE: Simulator

---

**THIS IS A DRILL**

---

**DO NOT** initiate actions affecting normal plant operations.

TO: Shift Manager

FROM: CR Lead

TIME: 0800

NOTE:

**DO NOT** pass this message without the consent of the Drill Lead Controller.

Bulleted Items should be provided only as the Information is 'earned'.

MESSAGE: The following plant conditions exist:

There is an audible alarm on RM-11 (SDRE-07 is in alarm).

---

**THIS IS A DRILL**

---

MESSAGE No: 8.  
TYPE: DRILL

---

THIS IS A DRILL

---

**DO NOT** initiate actions affecting normal plant operations.

TO: Shift Manager

FROM: CR Lead Controller

TIME: 0802

NOTE:

**DO NOT** pass this message without the consent of the Drill Lead Controller.

FOR INFORMATION

MESSAGE:

While transferring resin to a HIC, in preparation for shipment, the hose ruptured and we've got resin all over the place. We have left the area. I was unable to complete a comprehensive survey, but I saw general area dose rates of ~250 – 300 mR / Hr, as we were exiting the area.

---

THIS IS A DRILL

---

MESSAGE No: 9  
TYPE: Contingency

---

**THIS IS A DRILL**

---

**DO NOT** initiate actions affecting normal plant operations.

TO: Shift Manager

FROM: CR Lead Controller

TIME: 0817+

**NOTE:**

**DO NOT** pass this message without the consent of the Drill Lead Controller.

Times noted for emergency classification are based on the initiation of the causal event and do not reflect time required for event diagnosis. The actual time of classification could vary significantly.

Depending on the time devoted to leak location diagnostics, this classification may not be declared.

**MESSAGE:** An ALERT should have been declared per the WCGS Emergency Plan due to the EAL-1, RADIOACTIVE EFFLUENT RELEASE chart based on the magnitude of the dose rates in the Radwaste building.

**Sequence:**

1-RER1 No

1-RER5 Yes, SDRE-07 > 240mR / Hr

1-RER3 No

**ALERT**

---

**THIS IS A DRILL**

---



---

**THIS IS A DRILL**

---

**DO NOT** initiate actions affecting normal plant operations.

TO: Shift Manager

FROM: CR Lead Controller

TIME: 0900

NOTE:

**DO NOT** pass this message without the consent of the Drill Lead Controller.

FOR

MESSAGE: Need a message that details the indications of the failure of XSL31.

---

**THIS IS A DRILL**

---

MESSAGE No: 11.  
TYPE: DRILL

---

**THIS IS A DRILL**

---

**DO NOT** initiate actions affecting normal plant operations.

TO: Shift Manager

FROM: CR Lead Controller

TIME: 0902

NOTE:

**DO NOT** pass this message without the consent of the Drill Lead Controller.

**This message should be given in conjunction with message 10.**

MESSAGE: There is a 'B' Service Water Pump low flow alarm.

Flow goes to zero.

---

**THIS IS A DRILL**

---

MESSAGE No: 12  
TYPE: Contingency

---

**THIS IS A DRILL**

---

**DO NOT** initiate actions affecting normal plant operations.

TO: Shift Manager

FROM: CR Lead Controller

TIME: 0903

NOTE:

**DO NOT** pass this message without the consent of the Drill Lead Controller.

Times noted for emergency classification are based on the initiation of the causal event and do not reflect time required for event diagnosis. The actual time of classification could vary significantly.

MESSAGE: There is a 'C' Service Water Pump low flow alarm.

Flow goes to zero.

---

**THIS IS A DRILL**

---

MESSAGE No: 13  
TYPE: Simulator

---

**THIS IS A DRILL**

---

**DO NOT** initiate actions affecting normal plant operations.

TO: Shift Manager

FROM: CR Lead Controller

TIME: ~0920

**NOTE: DO NOT** pass this message without the consent of the Drill Lead Controller.

**MESSAGE:** After the Safety Injection signal, the 'A' Diesel Generator fails to run after a successful start.

---

**THIS IS A DRILL**

---

---

**THIS IS A DRILL**

---

**DO NOT** initiate actions affecting normal plant operations.

TO: Shift Manager

FROM: CR Lead Controller

TIME: 0915

NOTE:

1. **DO NOT** pass this message without the consent of the Drill Lead Controller.
2. Components associated with NB01 lose of power.

FOR

MESSAGE: Annunciator C019 sounds.

---

**THIS IS A DRILL**

---

---

**THIS IS A DRILL**

---

**DO NOT** initiate actions affecting normal plant operations.

TO: Shift Manager

FROM: CR Lead Controller

TIME: 1000

**NOTE: DO NOT** pass this message without the consent of the Drill Lead Controller.

**MESSAGE:** The following plant conditions exist:

Pressurizer pressure has dropped slightly.

Pressurizer level is decreasing slightly.

Containment humidity is trending upward.

Containment temperature is trending upward.

There is a 480 gallon per minute charging / letdown flow mismatch.

---

**THIS IS A DRILL**

---

---

**THIS IS A DRILL**

---

**DO NOT** initiate actions affecting normal plant operations.

TO: Shift Manager

FROM: CR Lead Controller

TIME: 1000+

**NOTE:**

1. **DO NOT** pass this message without the consent of the Drill Lead Controller.
2. Times noted for emergency classification are based on the initiation of the causal event and do not reflect time required for event diagnosis. The actual time of classification could vary significantly.

**MESSAGE:** It is expected that a Site Area Emergency will be declared when the loss of reactor coolant is identified.

**Sequence:**

- 3- LRCB -1 Yes, Leak > 25 gpm
- 3- LRCB -2 Yes, Leak > 1 CCP, CTMT rad monitors off scale
- 3- LRCB -3 Yes, GTRE 59 / 60 >250 R/Hr
- 3- LRCB -4 No.
- 3- LRCB -8 No.

**SAE**

---

**THIS IS A DRILL**

---

MESSAGE No: 17.  
TYPE: Contingency

---

**THIS IS A DRILL**

---

**DO NOT** initiate actions affecting normal plant operations.

TO: RAS

FROM: EOF Lead Controller

TIME: 1015+

**NOTE: DO NOT** pass this message without the consent of the Drill Lead Controller.

**MESSAGE:** John Redmond Reservoir and Coffey County Lake should have been evacuated due to classification of an SAE.

---

**THIS IS A DRILL**

---



---

**THIS IS A DRILL**

---

**DO NOT** initiate actions affecting normal plant operations.

TO: Shift Manager

FROM: CR Lead Controller

TIME: 0945

**NOTE: DO NOT** pass this message without the consent of the Drill Lead Controller.

FOR THE

MESSAGE: CVCS Letdown monitor, SJRE 01, has increased by a factor of 1000 to a level of about  $1.7E+03$  uCi/cc.

---

**THIS IS A DRILL**

---

MESSAGE No: 19  
TYPE: Simulator

---

**THIS IS A DRILL**

---

**DO NOT** initiate actions affecting normal plant operations.

TO: Shift Manager

FROM: CR Lead Controller

TIME: 0930+

**NOTE: DO NOT** pass this message without the consent of the Drill Lead Controller.

MESSAGE: The CHARMS readings are beginning to increase rapidly.

---

**THIS IS A DRILL**

---

MESSAGE No: 20  
TYPE: Drill

---

THIS IS A DRILL

---

**DO NOT** initiate actions affecting normal plant operations.

TO: Shift Manager  
FROM: NRC Control Cell  
TIME: ~0930

NOTE:

1. **DO NOT** pass this message without the consent of the Drill Lead Controller.
2. This call should take about 10 minutes of the Shift Manager's time, not counting time which you may be put on hold.

MESSAGE: This is Ellis Merschoff of NRC regional headquarters. I understand an ALERT has been declared at Wolf Creek. I would like an overview of conditions at your facility.

---

THIS IS A DRILL

---

MESSAGE No: 21.  
TYPE: DRILL

---

**THIS IS A DRILL**

---

**DO NOT** initiate actions affecting normal plant operations.

TO: Shift Manager

FROM: Security Controller

TIME: 1015+

**NOTE: DO NOT** pass this message without the consent of the Drill Lead Controller.

MESSAGE: The Security Guard posted at the Fuel Building roll-up door reports that steam is building up in the Fuel Building and is starting to come out of the roll-up door. He is leaving the area but will maintain sight of the open roll-up door.

---

**THIS IS A DRILL**

---

---

**THIS IS A DRILL**

---

**DO NOT** initiate actions affecting normal plant operations.

TO: County EOC

FROM: County EOC Controller

TIME: 1030

**NOTE: DO NOT** pass this message without the consent of the Drill Lead Controller.

**MESSAGE:**

Dispatch has received a call that an accident involving a gasoline transport tanker has occurred on highway 75, directly below the I-35 overpass. Fire and ambulance have both been dispatched. Highway patrol is responding. They will stop all traffic on both highways in both directions until the situation can be assessed.

The initial report was sketchy, but it is clear that there is a significant fire and possible involvement of more than one vehicle.

---

**THIS IS A DRILL**

---

MESSAGE No: 23  
TYPE: Simulator

---

**THIS IS A DRILL**

---

**DO NOT** initiate actions affecting normal plant operations.

TO: Shift Manager

FROM: CR Lead Controller

TIME: 0945

NOTE: DO NOT pass this message without the consent of the Drill Lead Controller.

FOR TRAINING

MESSAGE: Pressurizer level and pressure are rapidly decreasing.

---

**THIS IS A DRILL**

---

MESSAGE No: 24.  
TYPE: Simulator

---

**THIS IS A DRILL**

---

**DO NOT** initiate actions affecting normal plant operations.

TO: Shift Manager

FROM: CR Lead Controller

TIME: 0945+

**NOTE: DO NOT** pass this message without the consent of the Drill Lead Controller.

MESSAGE: Pressurizer pressure has decreased below 1400 psi.

---

**THIS IS A DRILL**

---

---

**THIS IS A DRILL**

---

**DO NOT** initiate actions affecting normal plant operations.

TO: Emergency Manager

FROM: Facility Lead Controller

TIME: 1200+

**NOTE:**

1. **DO NOT** pass this message without the consent of the Drill Lead Controller.
2. Times noted for emergency classification are based on the initiation of the causal event and do not reflect time required for event diagnosis. The actual time of classification could vary significantly.
3. With the increased leak rate, there may be a core cooling red path. In this event, Block 8 will be answered as 'Yes', leading to a general emergency.

**MESSAGE:** A GENERAL EMERGENCY should have been declared due to the CHARMS readings in excess of 2500 R/Hr.

**Sequence:**

3-LRCB-1 Yes, Leak > 25 gpm

3-LRCB-2 Yes, Leak > 1 CCP, CTMT rad monitors off scale

3-LRCB-3 Yes, GTRE 59 / 60 >250 R / Hr

3-LRCB-4 No

3-LRCB-8 Yes, GTRE 59 / 60 >2500 R / Hr

**GENERAL EMERGENCY**

If a General Emergency was not declared previously, it should be declared when it is determined that a release is in progress.

---

**THIS IS A DRILL**

---



---

**THIS IS A DRILL**

---

**DO NOT** initiate actions affecting normal plant operations.

TO: Emergency Manager

FROM: Facility Lead Controller

TIME: 1200+

**NOTE:**

1. **DO NOT** pass this message without the consent of the Drill Lead Controller.
2. This message should only be transmitted after an attempt has been made to operate this valve.

MESSAGE: Valve ECV-995 will not close.

---

**THIS IS A DRILL**

---

MESSAGE No: 27.  
TYPE: DRILL

---

**THIS IS A DRILL**

---

**DO NOT** initiate actions affecting normal plant operations.

TO: County EOC

FROM: County EOC Controller

TIME: 1200+

**NOTE:**

- 1. DO NOT pass this message without the consent of the Drill Lead Controller.**
- 2. This message should not be given until discussions of evacuating this facility have begun..**

**MESSAGE:** You may briefly discuss potential actions associated with relocating the County EOC. However, for the purposes of this drill, actual relocation is not required.

---

**THIS IS A DRILL**

---

---

**THIS IS A DRILL**

---

**DO NOT** initiate actions affecting normal plant operations.

TO: Off-Site Emergency Manager

FROM: EOF Lead

TIME: 1215+

**NOTE:**

1. The actual subzones which are recommended to be evacuated could be significantly different, depending upon the assumptions used.
2. DO NOT pass this message without the consent of the Drill Lead Controller.

**MESSAGE:** Due to the magnitude of the release, as determined by an assessment of off-site consequences, additional areas should have been evacuated.

See offsite data tables / maps for a detailed description affected subzones.

---

**THIS IS A DRILL**

---

MESSAGE No: 29  
TYPE: DRILL

---

**THIS IS A DRILL**

---

**DO NOT** initiate actions affecting normal plant operations.

TO: County EOC

FROM: County EOC Controller

TIME: 1230

**NOTE: DO NOT** pass this message without the consent of the Drill Lead Controller.

MESSAGE: I heard on the radio that something is happening at Wolf Creek. I didn't hear any sirens, so I'm not sure what to do. I'm over here by 13th and Kafir.

---

**THIS IS A DRILL**

---

---

**THIS IS A DRILL**

---

**DO NOT** initiate actions affecting normal plant operations.

TO: County EOC

FROM: County EOC Controller

TIME: 1230

**NOTE: DO NOT** pass this message without the consent of the Drill Lead Controller.

FOR 1230

MESSAGE: A Sherriff has radioed in that there are protestors on main street that are refusing to evacuate.

---

**THIS IS A DRILL**

---

---

**THIS IS A DRILL**

---

**DO NOT** initiate actions affecting normal plant operations.

TO: EOF Team Director

FROM: Facility Lead Controller

TIME: 1345+

**NOTE:**

1. **DO NOT** pass this message without the consent of the Drill Lead Controller.
2. See Mini-Scenario 6 for additional details.
3. The map provided for this mini-scenario is for convenience only. It is not required that samples be obtained within this area.

**MESSAGE:** Direct the Team Director to have environmental samples collected and transferred to the Facility Technician. Samples to include:

soil  
vegetation  
water

One plume phase air sample should also be transferred to the Facility Technician.

---

**THIS IS A DRILL**

---

MESSAGE No: 32  
TYPE: Simulator

---

**THIS IS A DRILL**

---

**DO NOT** initiate actions affecting normal plant operations.

TO: Shift Manager

FROM: CR Lead Controller

TIME: 1415

**NOTE: DO NOT pass this message without the consent of the Drill Lead Controller.**

FOR TRAINING

MESSAGE: The release has been terminated

---

**THIS IS A DRILL**

---

MESSAGE No: 33.  
TYPE: DRILL

---

THIS IS A DRILL

---

**DO NOT** initiate actions affecting normal plant operations.

TO: Shift Manager

FROM: Security Controller

TIME: 1415+

NOTE: DO NOT pass this message without the consent of the Drill Lead Controller.

MESSAGE: The portal monitors in the Security Building are no longer alarming.

---

THIS IS A DRILL

---



MESSAGE No: 34  
TYPE: DRILL

---

**THIS IS A DRILL**

---

**DO NOT** initiate actions affecting normal plant operations.

TO: Shift Manager

FROM: Security Controller

TIME: 1415+

**NOTE: DO NOT** pass this message without the consent of the Drill Lead Controller.

FOR

**MESSAGE:** A roving Security Guard has reported that there is no longer a plume of steam that can be seen coming from the area of the containment building.

---

**THIS IS A DRILL**

---

MESSAGE No: 35  
TYPE: Simulator

---

**THIS IS A DRILL**

---

**DO NOT** initiate actions affecting normal plant operations.

TO: Shift Manager

FROM: CR Lead Controller

TIME: 1415+

**NOTE: DO NOT** pass this message without the consent of the Drill Lead Controller.

MESSAGE: Containment pressure is remaining stable.

---

**THIS IS A DRILL**

---

MESSAGE No: 36  
TYPE: Drill

---

**THIS IS A DRILL**

---

**DO NOT** initiate actions affecting normal plant operations.

TO: Facility Leads

FROM: Drill Lead

TIME: 1400

MESSAGE: Terminate exercise activities.

---

**THIS IS A DRILL**

---

MESSAGE No: 37.  
TYPE: Drill

---

**THIS IS A DRILL**

---

**DO NOT** initiate actions affecting normal plant operations.

TO: Plant Population

FROM: Drill Lead

TIME: 1400+

MESSAGE: Attention in the plant, attention in the plant.

E-Plan exercise activities have been concluded.

Attention in the plant, attention in the plant.

E-Plan exercise activities have been concluded.

---

**THIS IS A DRILL**

---

**Mini Scenario - 1**  
**(0900) Auxillary Transformer XSL31 (1SL006E) Fails**

**SCENARIO OVERVIEW:**

A line-to-ground fault occurs inside the "C" phase bushing on the 13.8KV side of transformer XSL31. Site personnel in the area notify the Control Room that they can see smoke coming from the transformer. The ground fault causes circuit breaker 13-20 (1SL003E1320) to trip.

**INDICATIONS IN THE CONTROL ROOM:**

**Computer Points:**

- SLD009AF (SLU109AF), "TRANSFORMER SL31", status changes from 1 to 0.
- SLD010AB (SLE110AB), "4.16 KV BUS SL31 VOLTAGE", status changes from 1 to 0.
- SLD010AD (SLU110AD), "4.16 KV BUS SL31", status changes from 1 to 0.

**Alarms:**

- SLUA1010A, "SL31 BUS TROUBLE", comes in on window D010.

**Indications:**

- None.

**OBSERVATIONS: (To be provided time coincident to examining the referenced location)**

**Local Alarms:**

- None.

**Visual Cues:**

- There are soot and burn marks around the cover of the high voltage compartment on the north side of the transformer.

**FIELD OBSERVATIONS:**

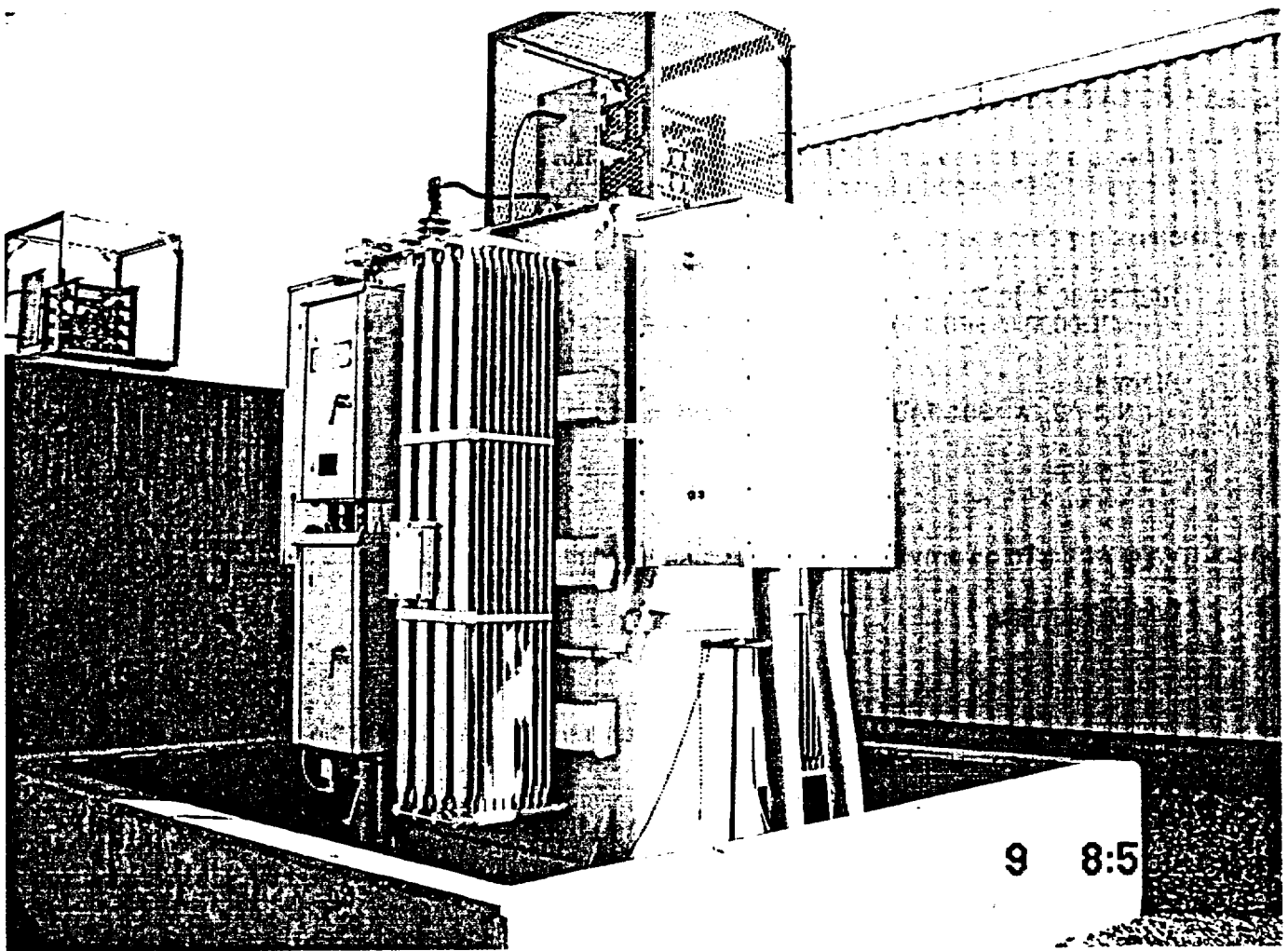
- Breaker Cubicle 1SL003E1320 (Bus SL3, Cubicle 1): The target on the "C" phase, 250/251 relay is set.
- Breaker Cubicle 1SL003E1320 (Bus SL3, Cubicle 1): 286 lockout relay, the mechanical target on the escutcheon plate assembly indicates yellow.
- Breaker Cubicle 1SL003E1320 (Bus SL3, Cubicle 1): Red light is off, Green light is on, Blue light is off.

**POSSIBLE REPAIR STRATEGIES:**

- Inspection of the transformer reveals the "C" phase high voltage bushing is damaged and burned. The bushing must be replaced.
- The transformer must be inspected and tested to determine whether it incurred any other damage.
- The inspections, tests and bushing replacement will take more than one day. Transformer XSL31 will be out of service for the remainder of the drill.

**CONTINGENCIES:**

- If attempts are made to energize bus SL31 (1SL009E) by closing breaker 4-18 (1SL010E418), they will be unsuccessful. Breaker 4-18 fails to close due to an open circuit in the 152X spring release coil.



Auxiliary Transformer XSL31 (1SL006E)

**NOTE:** This equipment should not be returned to service until the Simulator Control Booth Operator has been contacted at extension 5112 or via galtronics.

**Mini Scenario – 2**  
**(0915) ESF Transformer XNB01 Internal Fault**

**SCENARIO OVERVIEW:**

There is a fault inside the ESF transformer XNB01. The cause is unknown. The switchyard circuit breaker 13-48 immediately trips following the XNB01 internal fault.

**INDICATIONS IN THE CONTROL ROOM:**

**Computer Points:**

- NBD0002 (NBP0002), "XNB01 FAULT PRESS", status changes from 0 to 1.

**Alarms:**

- NBPA2, "XNB01 FAULT PRESS", comes in on window C019.

**Indications:**

- None.

**OBSERVATIONS: (To be provided time coincident to examining the referenced location)**

**Local Alarms:**

- None.

**Visual Cues**


- There is soot and oil visible around the pressure relief device on top of the transformer.
- The yellow operation indicator pin is visible in the pressure relief device on top of the transformer.

**FIELD OBSERVATIONS:**

- The annunciator located inside the terminal box on the transformer indicates that the pressure relief device (63PR) has been actuated.

**POSSIBLE REPAIR STRATEGIES:**

- The internal damage is severe and will require the transformer to be sent off site to be rebuilt. The transformer will be out of service for the balance of the drill.



ESF Transformer XNB01

**NOTE: This equipment should not be returned to service until the Simulator Control Booth Operator has been contacted at extension 5112 or via galtronics.**



**Mini Scenario - 3**  
**(0930) 13.8 KV Circuit Breaker PA00201 Fails**

**SCENARIO OVERVIEW:**

Circuit breaker PA00201 trips due to a short-circuited current transformer on the B phase in the breaker cubicle. The short-circuited current transformer causes the 250-251/T2 over-current relay for the B phase to pickup, the 286-1/T2 lockout relay in NB00209 picks up and breaker PA00201 trips. Circuit breaker PA00201 cannot be re-closed until the failed current transformer is replaced.

**INDICATIONS IN THE CONTROL ROOM:**

**Computer Points:**

- NBD0006 (NBQ0006), "XNB02 XFMR", status changes from 1 to 0.
- NBE0012 (NBQ0012), "ESF XFMR NB02 BKR PA0201", status changes from 1 to 0.

**Alarms:**

- NBQA6, "XNB02 XFMR LOCKOUT", comes in on window A022.

**Indications:**

- Switch NBHIS0001 (located on RL016): Red light is off, Green light is on, Amber light is on.

**OBSERVATIONS: (To be provided time coincident to examining the referenced location)**

**Local Alarms:**

- None.

**Visual Cues**

- There is an odor of burned electrical insulation around switchgear cubicle PA00201.

**FIELD OBSERVATIONS:**

- On the door of the PA00201 switchgear cubicle, the target is set on the 250-251/T2 over-current relay for the B phase.

**POSSIBLE REPAIR STRATEGIES:**

- Troubleshooting reveals that the B phase current transformer, for the 250-251/T2 over-current relay in PA00201, is short-circuited. The failed current transformer must be replaced.

**NOTE: This equipment should not be returned to service until the Simulator Control Booth Operator has been contacted at extension 5112 or via gaitronics.**

**Mini Scenario - 4**  
**'A' D/G Fuel Strainer Failure**

**SCENARIO OVERVIEW:**

After the 0915 event, the 'A' diesel generator starts and loads, but shuts down after running for ~ 5 minutes. The shut down was caused by lack of fuel reaching the Emergency D/G. Investigation revealed that the Differential Pressure PDIH0010A across the fuel strainer KJBS0001A indicated very high, indicating a blockage.

**INDICATIONS IN THE CONTROL ROOM:**

**Computer Points:**

- KJP0010 D/G Fuel Oil Strainer Diff Pressure

**Alarms:**

- KJPDAH0010 Amber light located on local panel KJ121 is on.

**Indications:**

- KJPDI0010 shows more than 5 PSID.

**OBSERVATIONS: (To be provided time coincident to examining the referenced location)**

**Local Alarms:**

- None.

**Visual Cues**


- The Scenario will allow the EDG A to be returned to service after the Fuel Strainer blockage is corrected.

**FIELD OBSERVATIONS:**

- Differential Pressure across the strainer indicated very high (DP > 5 PSID).
- The strainers removed had debris and sludge buildup causing blockage.

**POSSIBLE REPAIR STRATEGIES:**

- Remove the strainers and replace them as necessary. The replacement takes about 15 minutes. The EDG A can be returned to service after this replacement, but no sooner than 1000.



**NOTE: This equipment should not be returned to service until the Simulator Control Booth Operator has been contacted at extension 5112 or via Galtronics.**

**Mini Scenario - 5**  
**(At 1200)Fuel Building Roll-up Door Failure**

**SCENARIO OVERVIEW:**

The Fuel Building Rollup Door was opened to allow a truck to enter. The operator's attempt to close the door fails. Initial investigation revealed that the rollup door motor bearings had failed. Any attempt to close the door will fail since the motor bearings and the guide was damaged. The door could not be lowered manually. The crew tried to remove the truck out of the Fuel Building; however, the truck breaks down in the doorway making it impossible to block the door with any temporary means (plastic curtains). This incident will allow the unfiltered release path to outside/ public.

**INDICATIONS IN THE CONTROL ROOM:**

**Computer Points:**

- None

**Alarms:**

- None

**Indications:**

- None

**OBSERVATIONS: (To be provided time coincident to examining the referenced location)**

**Local Alarms:**

- None.

**Visual Cues**

- None

**FIELD OBSERVATIONS:**

- The Rollup door is stuck open and it cannot be closed
- The truck is in the door way and employees had to leave due to high radiation in the area.

**POSSIBLE REPAIR STRATEGIES:**

- Pull the truck out and try to close the door manually, however, they cannot get near the door since the radiation levels are very high. Therefore, every effort will fail to close the door and the door will remain open during the entire drill period.

**NOTE: This equipment should not be returned to service until the Simulator Control Booth Operator has been contacted at extension 5112 or via galtronics.**

**Mini Scenario - 6**  
**Public Information Rumors & Phone Team Rumor Tracking Log**  
 (Check with Lead Public Information Controller before starting phone calls.)

Location: \_\_\_\_\_ Controller: \_\_\_\_\_ Date: \_\_\_\_\_  
 By: \_\_\_\_\_

Information Disseminated

	Rumor / Issue / Concern	First Call	Time Ident.	Time Resolved	Ph Team (Time)	# of News Statement	News Conf.
1	My brother called and said they found a bunch of dead birds at the environmental education center near the plant. Was this because of the radiation from the plant?	~1020					
2	We heard on the scanner that there was an accident at the plant. They say it's because the fuel rods punched a hole in the reactor building.	~1045					
3	I heard on TV that What's happening at Wolf Creek is just like what happened to Chernobyl and all of Coffey County is going to have to be evacuated forever.	~1115					
4	What are all these Army guys doing in town? I saw a bunch of soldiers at the Jump Start station. Are they going to Wolf Creek?	~1145					
5	I was over at The Diner this morning and folks were talking about the problems at the plant. They say that the plant's security is on strike and no one is protecting the plant.	~1230					
6	I heard on the TV that Senator Brownback is coming to the plant to tour the damage. How can he get in when the whole county has been evacuated?	~1255					

**Sample questions from the public** (These are examples of questions. Prepare questions in advance, or make up questions as the drill progresses.)

- ⇒ My alert radio keeps going off but there is only static. What's going on out there? Why won't my radio work right?
- ⇒ A man came to my house selling cleaning products, rubber gloves and some kind of salt pills. He said I need them to clean up the contamination from the accident and if I don't take the pills my hair will fall out and my skin will wrinkle. Should I buy this stuff or will the plant provide it to me? If he won't take a check, who will cash one for me so I can pay him?
- ⇒ I hear sirens outside. Is this another test?
- ⇒ We run a goat dairy in southwest Coffey County. Is the situation going to affect our herd or milk production? What should I do about feed for the goats? This is my livelihood. I have two kids to put through college!
- ⇒ If I'm told to evacuate, who's going to pay for food and clothing if we aren't given time to pack properly?
- ⇒ My son is on a school trip at the Coffey County Museum in Burlington. I don't know how to contact him. Can you help?

**Sample questions from the Media**

- ⇒ "This is the *Kansas City Star*. We want to interview your new CEO about this event. What time can we do this interview and photo shoot? We also want to take pictures of the damaged equipment."
- ⇒ "This is KWCH—We understand the Project on Government Oversight (POGO) published a survey of Security guards at US nuclear power plants. The survey reports security forces are under-manned, under-trained, under-equipped, under paid and unsure of themselves. Were your security guards part of this survey? How do they feel about what's being reported about them? Is it true that Wolf Creek's Security force has not been tested by the NRC since 1998?"

**Phone Team Member Evaluation Guidelines / Observations to consider:** What image does the phone team member provide? The projected image should be that Wolf Creek is safe, responsible, organized, concerned about its employees and the public.

- Does the responding person seem concerned about you, your questions and providing accurate information in a timely manner?
  - Is the answer received accurate?
  - Is the person answering your questions courteous and helpful?
  - If the respondent can't answer a question, do they call back or do they speculate on what they "think" may, or is about, to happen?
  - If you call to ask a question relating to a rumor, do you get a timely response to the validity of the rumor?
  - When several phone team members or POIs are asked the same question of at about the same time, do you receive the same answer?
- What do you feel are the phone team members' strengths and weaknesses?

**SCENARIO DATA**  
**PLANT DATA**

**RADIATION**

In-plant survey map data is provided on the following pages. Data is provided, as appropriate, for each floor level of the auxiliary, fuel and diesel generator and turbine buildings. Scenario data IS NOT provided if readings are to be used as found in the plant. If a map is provided, the data is designated by a letter and corresponds to zones, as marked on the map. Radiation data is provided in the units indicated.

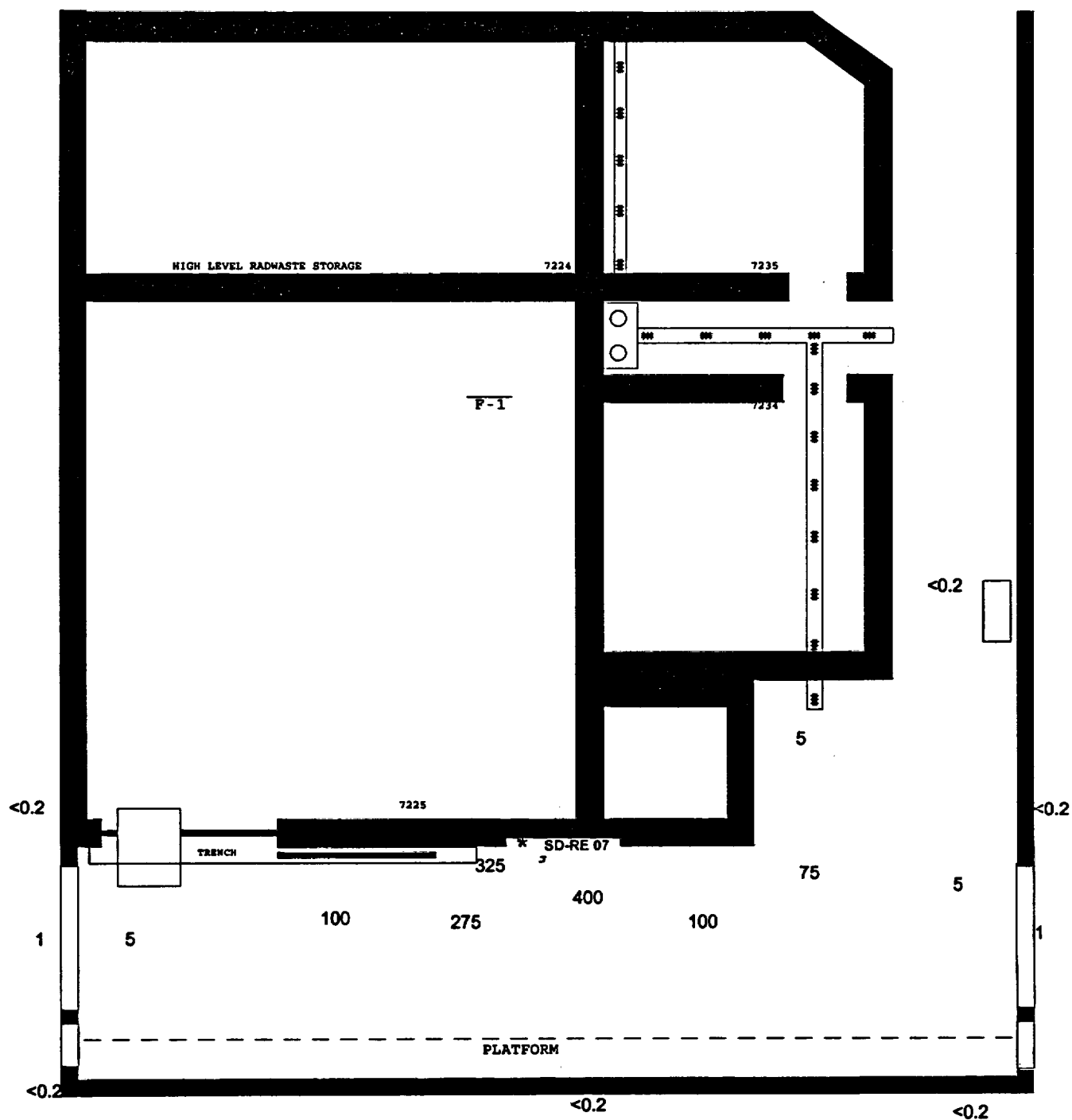
Radiation levels indicated with a '<' sign indicate areas where readings will generally be below the lower level of detectability for instruments used in determining radiation levels.

Area radiation monitors are designated on the maps as the monitor number preceded by an "SD". The data for these monitors is provided on page 151, titled 'AREA RADIATION MONITORS (ARAD2)'.

All radiation levels in the following buildings are as indicated by actual meter readings:

- **RADWASTE BUILDING**
- **CONTAINMENT**

# 2000' RADWASTE - TRUCK BAY





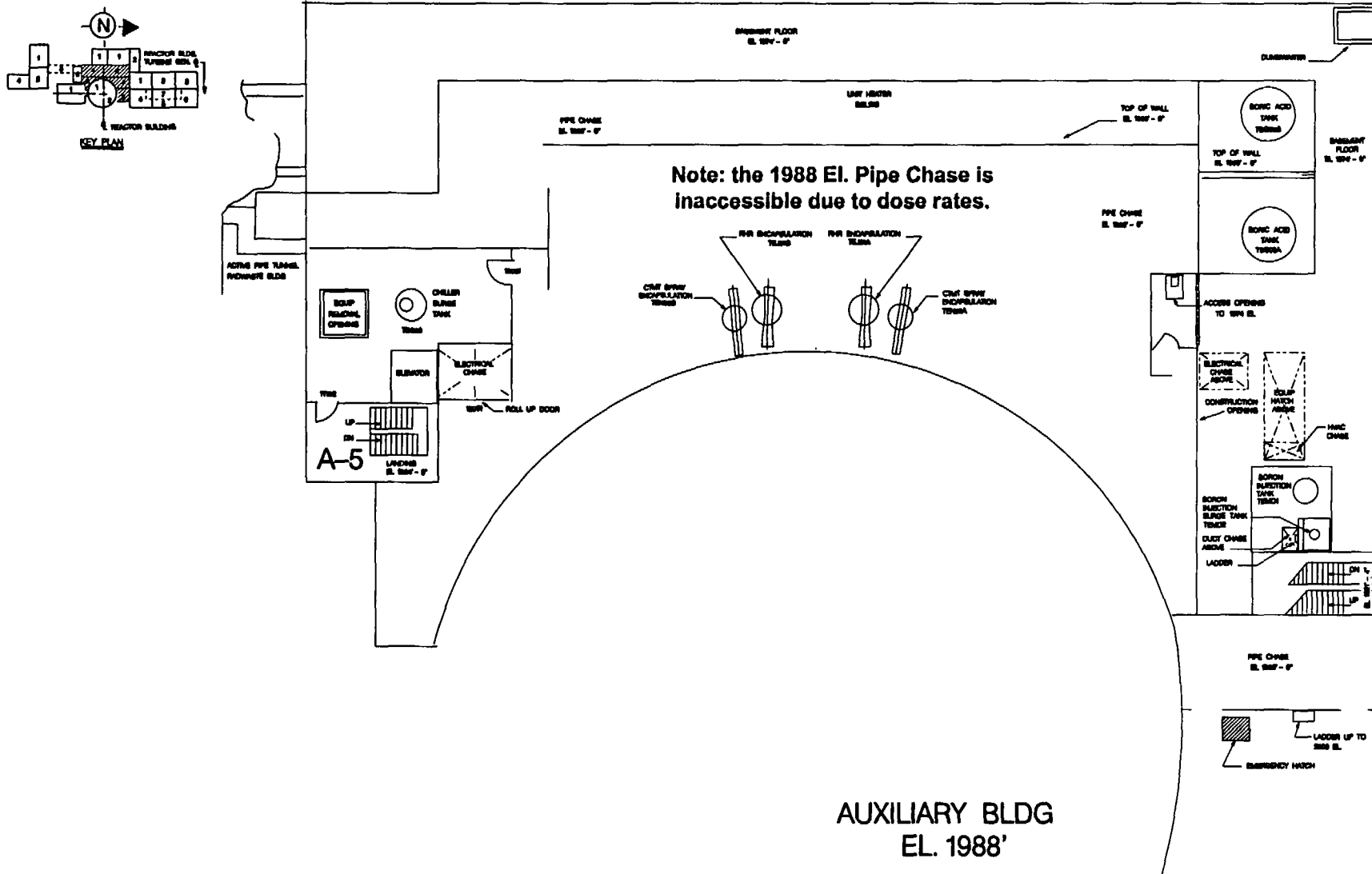
OFF-SCALE ON AN RO-2										OFF-SCALE ON AN RO-2 A										OFF-SCALE ON AN RO-2 A									
11:25 1974 AUX BUILDING Exposure IN REM / HR					BACKGROUND					12:00					BACKGROUND					12:15					BACKGROUND				
ZONE	Gm R/L Hr	G/B R/L Hr	Iodine CPM	Part CPM	Smear CPM/100cm <sup>2</sup>	Iodine CPM	Part CPM	Gm R/L Hr	G/B R/L Hr	Iodine CPM	Part CPM	Smear CPM/100cm <sup>2</sup>	Iodine CPM	Part CPM	Gm R/L Hr	G/B R/L Hr	Iodine CPM	Part CPM	Smear CPM/100cm <sup>2</sup>	Iodine CPM	Part CPM								
A' (Elevator GIA)	<2mR	<2mR	40	00	40	1.00E-09	1.00E-10	<2mR	<2mR	40	00	40	1.00E-09	1.00E-10	<2mR	<2mR	40	00	40	1.00E-09	1.00E-10								
B' (Down SD-12 & Elev.)	<2mR	<2mR	40	00	40	1.00E-09	1.00E-10	<2mR	<2mR	40	00	40	1.00E-09	1.00E-10	<2mR	<2mR	40	00	40	1.00E-09	1.00E-10								
SD-12	<2mR	<2mR	40	00	40	1.00E-09	1.00E-10	<2mR	<2mR	40	00	40	1.00E-09	1.00E-10	<2mR	<2mR	40	00	40	1.00E-09	1.00E-10								
C' (Outside Liftway Hc)	00	100	100,000	OFF SCALE	OFF SCALE	4.39E-03	4.91E-04	00	100	100,000	OFF SCALE	OFF SCALE	4.39E-03	4.91E-04	00	100	100,000	OFF SCALE	OFF SCALE	4.39E-03	4.91E-04								
D' (A/D Dm Hc)	8,000	10,000	OFF SCALE	OFF SCALE	OFF SCALE	4.39E-03	4.91E-04	8,000	10,000	OFF SCALE	OFF SCALE	OFF SCALE	4.39E-03	4.91E-04	8,000	10,000	OFF SCALE	OFF SCALE	OFF SCALE	4.39E-03	4.91E-04								
E' (CORR. - SW CORNER)	<2mR	<2mR	40	00	40	1.00E-09	1.00E-10	<2mR	<2mR	40	00	40	1.00E-09	1.00E-10	<2mR	<2mR	40	00	40	1.00E-09	1.00E-10								
SD-16	<2mR	<2mR	40	00	40	1.00E-09	1.00E-10	<2mR	<2mR	40	00	40	1.00E-09	1.00E-10	<2mR	<2mR	40	00	40	1.00E-09	1.00E-10								
F' (Outsd 'B' Bl Pump Rm)	<2mR	<2mR	40	00	40	1.00E-09	1.00E-10	<2mR	<2mR	40	00	40	1.00E-09	1.00E-10	<2mR	<2mR	40	00	40	1.00E-09	1.00E-10								
SD-15	<2mR	<2mR	40	00	40	1.00E-09	1.00E-10	<2mR	<2mR	40	00	40	1.00E-09	1.00E-10	<2mR	<2mR	40	00	40	1.00E-09	1.00E-10								
G' (Outsd 'A' Bl Pump Rm)	<2mR	<2mR	40	00	40	1.00E-09	1.00E-10	<2mR	<2mR	40	00	40	1.00E-09	1.00E-10	<2mR	<2mR	40	00	40	1.00E-09	1.00E-10								
H' ('B' CCP)	<2mR	<2mR	40	00	40	1.00E-09	1.00E-10	<2mR	<2mR	40	00	40	1.00E-09	1.00E-10	<2mR	<2mR	40	00	40	1.00E-09	1.00E-10								
I' ('B' Bl Pump)	<2mR	<2mR	40	00	40	1.00E-09	1.00E-10	<2mR	<2mR	40	00	40	1.00E-09	1.00E-10	<2mR	<2mR	40	00	40	1.00E-09	1.00E-10								
J' ('A' Bl Pump)	<2mR	<2mR	40	00	40	1.00E-09	1.00E-10	<2mR	<2mR	40	00	40	1.00E-09	1.00E-10	<2mR	<2mR	40	00	40	1.00E-09	1.00E-10								
K' ('A' CCP)	<2mR	<2mR	40	00	40	1.00E-09	1.00E-10	<2mR	<2mR	40	00	40	1.00E-09	1.00E-10	<2mR	<2mR	40	00	40	1.00E-09	1.00E-10								
L' (CORR. - NW CORNER)	<2mR	<2mR	40	00	40	1.00E-09	1.00E-10	<2mR	<2mR	40	00	40	1.00E-09	1.00E-10	<2mR	<2mR	40	00	40	1.00E-09	1.00E-10								
SD-14	<2mR	<2mR	40	00	40	1.00E-09	1.00E-10	<2mR	<2mR	40	00	40	1.00E-09	1.00E-10	<2mR	<2mR	40	00	40	1.00E-09	1.00E-10								
M' (CORR. - NE CORNER)	<2mR	<2mR	40	00	40	1.00E-09	1.00E-10	<2mR	<2mR	40	00	40	1.00E-09	1.00E-10	<2mR	<2mR	40	00	40	1.00E-09	1.00E-10								
SD-13	<2mR	<2mR	40	00	40	1.00E-09	1.00E-10	<2mR	<2mR	40	00	40	1.00E-09	1.00E-10	<2mR	<2mR	40	00	40	1.00E-09	1.00E-10								
N' (Aux. Fl. Room)	<2mR	<2mR	40	00	40	1.00E-09	1.00E-10	<2mR	<2mR	40	00	40	1.00E-09	1.00E-10	<2mR	<2mR	40	00	40	1.00E-09	1.00E-10								
O' (Aux. Fl. Room)	<2mR	<2mR	40	00	40	1.00E-09	1.00E-10	<2mR	<2mR	40	00	40	1.00E-09	1.00E-10	<2mR	<2mR	40	00	40	1.00E-09	1.00E-10								







Page 90



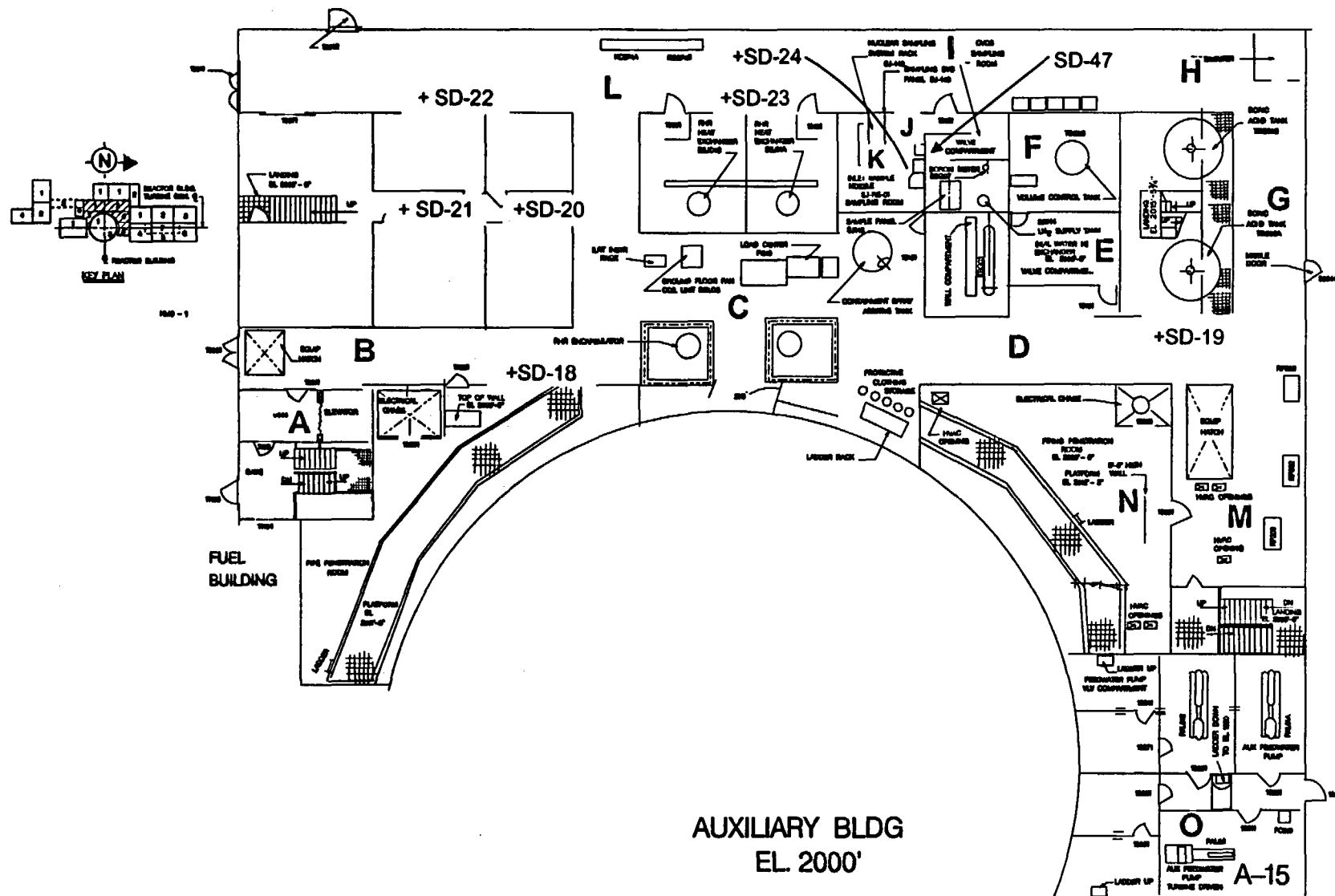
8

<sup>8</sup> Except as indicated, all radiation levels are as indicated by actual meter readings.





OFFICIAL STATE OF NEW YORK									
2000 Ann Volume Control Tank and Value Room Equip									
Unit End of 1998									
Line	Code	C78	Index	Part	Serial	BACKGROUND			
2000E	PLI	PLI	CPB	CPB	CPB	Index	Part		
A (Electric GSA)	<1 mV	<1 mV	40	00	00	41	1.0E-09	1.0E-10	
B (SW of SW-09)	<1 mV	<1 mV	40	00	00	41	1.0E-09	1.0E-10	
C (SW of SW-10)	<1 mV	<1 mV	40	00	00	41	1.0E-09	1.0E-10	
D (SW of SW-11)	99.999	14.999 OFF SCALE	OFF SCALE	OFF SCALE	OFF SCALE	0.0E+00	0.0E+00		
E (SW of SW-12)	230	230	230	230	230	2.3E-34	2.3E-32		
F (SW-19)	<1 mV	<1 mV	40	00	00	41	1.0E-09	1.0E-10	
G (Electric SW Port)	<1 mV	<1 mV	40	00	00	41	1.0E-09	1.0E-10	
H (SW)	00	00	00	00	00	OFF SCALE	OFF SCALE		
I (SW Control)	<1 mV	<1 mV	40	00	00	41	1.0E-09	1.0E-10	
J (SW of SW-20)	<1 mV	<1 mV	40	00	00	41	1.0E-09	1.0E-10	
K (SW-27)	<1 mV	<1 mV	40	00	00	41	1.0E-09	1.0E-10	
L (Electric SW Sample Port)	<1 mV	<1 mV	40	00	00	41	1.0E-09	1.0E-10	
M (SW Sample Port GSA)	<1 mV	<1 mV	40	00	00	41	1.0E-09	1.0E-10	
N (SW-34)	1.000	1.000 OFF SCALE	OFF SCALE	OFF SCALE	OFF SCALE	0.0E+00	0.0E+00		
O (SW Sample Port)	<1 mV	<1 mV	40	00	00	41	1.0E-09	1.0E-10	
P (SW-23)	230	230	230	230	230	2.3E-34	2.3E-32		
Q (SW of SW-23)	30	40	30,000	340,000	10,000	1.6E-08	1.0E-05		
R (SW-22)	80	80	100,000	OFF SCALE	OFF SCALE	0.0E+00	0.0E+00		
S (SW-20)	<1 mV	<1 mV	40	00	00	41	1.0E-09	1.0E-10	
T (SW-21)	<1 mV	<1 mV	40	00	00	41	1.0E-09	1.0E-10	
U (SW of SW-21)	<1 mV	<1 mV	40	00	00	41	1.0E-09	1.0E-10	
V (SW Sample Port GSA)	330	430	400,000	OFF SCALE	OFF SCALE	1.7E-05	1.0E-05		
W (SW-18)	<1 mV	<1 mV	40	00	00	41	1.0E-09	1.0E-10	



<sup>9</sup> Except as indicated, all radiation levels are as indicated by actual meter readings.







OFF-SCALE ON AN RD-2 A										OFF-SCALE ON AN RD-2 A										OFF-SCALE ON AN RD-2 A																
14:00 2025 Exposure to RES / HR										14:15 2025 Exposure to RES / HR										14:30 2025 Exposure to RES / HR																
ZONE	Can Hr	GTS Hr	Index	Part	Score CPH	Score CPH	Score CPH	Score CPH	Score CPH	ZONE	Can Hr	GTS Hr	Index	Part	Score CPH	Score CPH	Score CPH	Score CPH	Score CPH	ZONE	Can Hr	GTS Hr	Index	Part	Score CPH	Score CPH	Score CPH	Score CPH	Score CPH							
A' (Elevator GA)	<2 mR	<2 mR	40	60	40	1.00E-06	1.00E-10	<2 mR	<2 mR	40	60	40	60	40	1.00E-06	1.00E-10	<2 mR	<2 mR	40	60	40	60	40	60	40	1.00E-06	1.00E-10	<2 mR	<2 mR	40	60	40	60	40	1.00E-06	1.00E-10
B' (2' E of SO-26)	10	20	20,000	100,000	10,000	8.77E-06	8.82E-07	10	20	20,000	100,000	10,000	8.77E-06	8.82E-07	10	20	20,000	100,000	10,000	8.77E-06	8.82E-07	10	20	20,000	100,000	10,000	8.77E-06	8.82E-07	10	20	20,000	100,000	10,000	8.77E-06	8.82E-07	
SO-26	100	200	200,000	OFF SCALE	OFF SCALE	8.77E-06	8.82E-04	100	200	200,000	OFF SCALE	OFF SCALE	8.77E-06	8.82E-04	100	200	200,000	OFF SCALE	OFF SCALE	8.77E-06	8.82E-04	100	200	200,000	OFF SCALE	OFF SCALE	8.77E-06	8.82E-04	100	200	200,000	OFF SCALE	OFF SCALE	8.77E-06	8.82E-04	
C' (2' E of SO-26)	20	20	20,000	100,000	10,000	1.29E-05	1.29E-06	20	20	20,000	100,000	10,000	1.29E-05	1.29E-06	20	20	20,000	100,000	10,000	1.29E-05	1.29E-06	20	20	20,000	100,000	10,000	1.29E-05	1.29E-06	20	20	20,000	100,000	10,000	1.29E-05	1.29E-06	
D' (1' RRH Nc)	<2 mR	<2 mR	40	60	40	1.00E-06	1.00E-10	<2 mR	<2 mR	40	60	40	60	40	1.00E-06	1.00E-10	10,000	60,000	OFF SCALE	OFF SCALE	OFF SCALE	OFF SCALE	OFF SCALE	OFF SCALE	OFF SCALE	OFF SCALE	OFF SCALE	OFF SCALE	OFF SCALE	OFF SCALE	OFF SCALE	OFF SCALE	OFF SCALE	OFF SCALE	OFF SCALE	
E' (1' RRH Nc)	50,000	70,000	OFF SCALE	OFF SCALE	OFF SCALE	2.00E-05	2.00E-07	50,000	70,000	OFF SCALE	OFF SCALE	OFF SCALE	OFF SCALE	OFF SCALE	2.00E-05	2.00E-07	50,000	70,000	OFF SCALE	OFF SCALE	OFF SCALE	OFF SCALE	OFF SCALE	OFF SCALE	OFF SCALE	OFF SCALE	OFF SCALE	OFF SCALE	OFF SCALE	OFF SCALE	OFF SCALE	OFF SCALE	OFF SCALE	OFF SCALE		
F' (2' N of SO-26)	100	140	120,000	OFF SCALE	OFF SCALE	8.80E-06	8.14E-04	100	140	120,000	OFF SCALE	OFF SCALE	OFF SCALE	OFF SCALE	8.80E-06	8.14E-04	100	140	120,000	OFF SCALE	OFF SCALE	OFF SCALE	OFF SCALE	OFF SCALE	OFF SCALE	OFF SCALE	OFF SCALE	OFF SCALE	OFF SCALE	OFF SCALE	OFF SCALE	OFF SCALE	OFF SCALE	OFF SCALE	OFF SCALE	
G' (Rm, Study, Pm)	80	100	100,000	OFF SCALE	OFF SCALE	4.30E-05	4.99E-06	80	100	100,000	OFF SCALE	OFF SCALE	OFF SCALE	OFF SCALE	4.30E-05	4.99E-06	80	100	100,000	OFF SCALE	OFF SCALE	OFF SCALE	OFF SCALE	OFF SCALE	OFF SCALE	OFF SCALE	OFF SCALE	OFF SCALE	OFF SCALE	OFF SCALE	OFF SCALE	OFF SCALE	OFF SCALE	OFF SCALE	OFF SCALE	
H' (4 End of Cor.)	2	2	2,000	10,000	2,000	1.10E-06	1.23E-07	2	2	2,000	10,000	2,000	1.10E-06	1.23E-07	2	2	2,000	10,000	2,000	1.10E-06	1.23E-07	2	2	2,000	10,000	2,000	1.10E-06	1.23E-07	2	2	2,000	10,000	2,000	1.10E-06	1.23E-07	
I' (Rm, Pm, Study, Pm)	<2 mR	<2 mR	40	60	40	1.00E-06	1.00E-10	<2 mR	<2 mR	40	60	40	60	40	1.00E-06	1.00E-10	<2 mR	<2 mR	40	60	40	60	40	60	40	1.00E-06	1.00E-10	<2 mR	<2 mR	40	60	40	60	40	1.00E-06	1.00E-10
J' (Main Stn Line GA)	<2 mR	<2 mR	40	60	40	1.00E-06	1.00E-10	<2 mR	<2 mR	40	60	40	60	40	1.00E-06	1.00E-10	<2 mR	<2 mR	40	60	40	60	40	60	40	1.00E-06	1.00E-10	<2 mR	<2 mR	40	60	40	60	40	1.00E-06	1.00E-10

OFF-SCALE ON AN RD-2 A										OFF-SCALE ON AN RD-2 A									
14:45 2025 Exposure to RES / HR										14:50 2025 Exposure to RES / HR									
ZONE					BACKGROUND					ZONE					BACKGROUND				
Can Hr	GTS Hr	Index	Part	Score CPH	Can Hr	GTS Hr	Index	Part	Score CPH	Can Hr	GTS Hr	Index	Part	Score CPH	Can Hr	GTS Hr	Index	Part	Score CPH
<2 mR	<2 mR	40	60	40	<2 mR	<2 mR	40	60	40	<2 mR	<2 mR	40	60	40	<2 mR	<2 mR	40	60	40
30	40	40,000	200,000	20,000	30	40	40,000	200,000	20,000	30	40	40,000	200,000	20,000	30	40	40,000	200,000	20,000
300	400	400,000	OFF SCALE	OFF SCALE	300	400	400,000	OFF SCALE	OFF SCALE	300	400	400,000	OFF SCALE	OFF SCALE	300	400	400,000	OFF SCALE	OFF SCALE
40	60	60,000	300,000	30,000	40	60	60,000	300,000	30,000	40	60	60,000	300,000	30,000	40	60	60,000	300,000	30,000
50,000	60,000	OFF SCALE	OFF SCALE	OFF SCALE	50,000	60,000	OFF SCALE	OFF SCALE	OFF SCALE	50,000	60,000	OFF SCALE	OFF SCALE	OFF SCALE	50,000	60,000	OFF SCALE	OFF SCALE	OFF SCALE
50,000	60,000	OFF SCALE	OFF SCALE	OFF SCALE	50,000	60,000	OFF SCALE	OFF SCALE	OFF SCALE	50,000	60,000	OFF SCALE	OFF SCALE	OFF SCALE	50,000	60,000	OFF SCALE	OFF SCALE	OFF SCALE
100	140	120,000	OFF SCALE	OFF SCALE	100	140	120,000	OFF SCALE	OFF SCALE	100	140	120,000	OFF SCALE	OFF SCALE	100	140	120,000	OFF SCALE	OFF SCALE
80	100	100,000	OFF SCALE	OFF SCALE	80	100	100,000	OFF SCALE	OFF SCALE	80	100	100,000	OFF SCALE	OFF SCALE	80	100	100,000	OFF SCALE	OFF SCALE
2	2	2,000	10,000	2,000	2	2	2,000	10,000	2,000	2	2	2,000	10,000	2,000	2	2	2,000	10,000	2,000
<2 mR	<2 mR	40	60	40	<2 mR	<2 mR	40	60	40	<2 mR	<2 mR	40	60	40	<2 mR	<2 mR	40	60	40
<2 mR	<2 mR	40	60	40	<2 mR	<2 mR	40	60	40	<2 mR	<2 mR	40	60	40	<2 mR	<2 mR	40	60	40

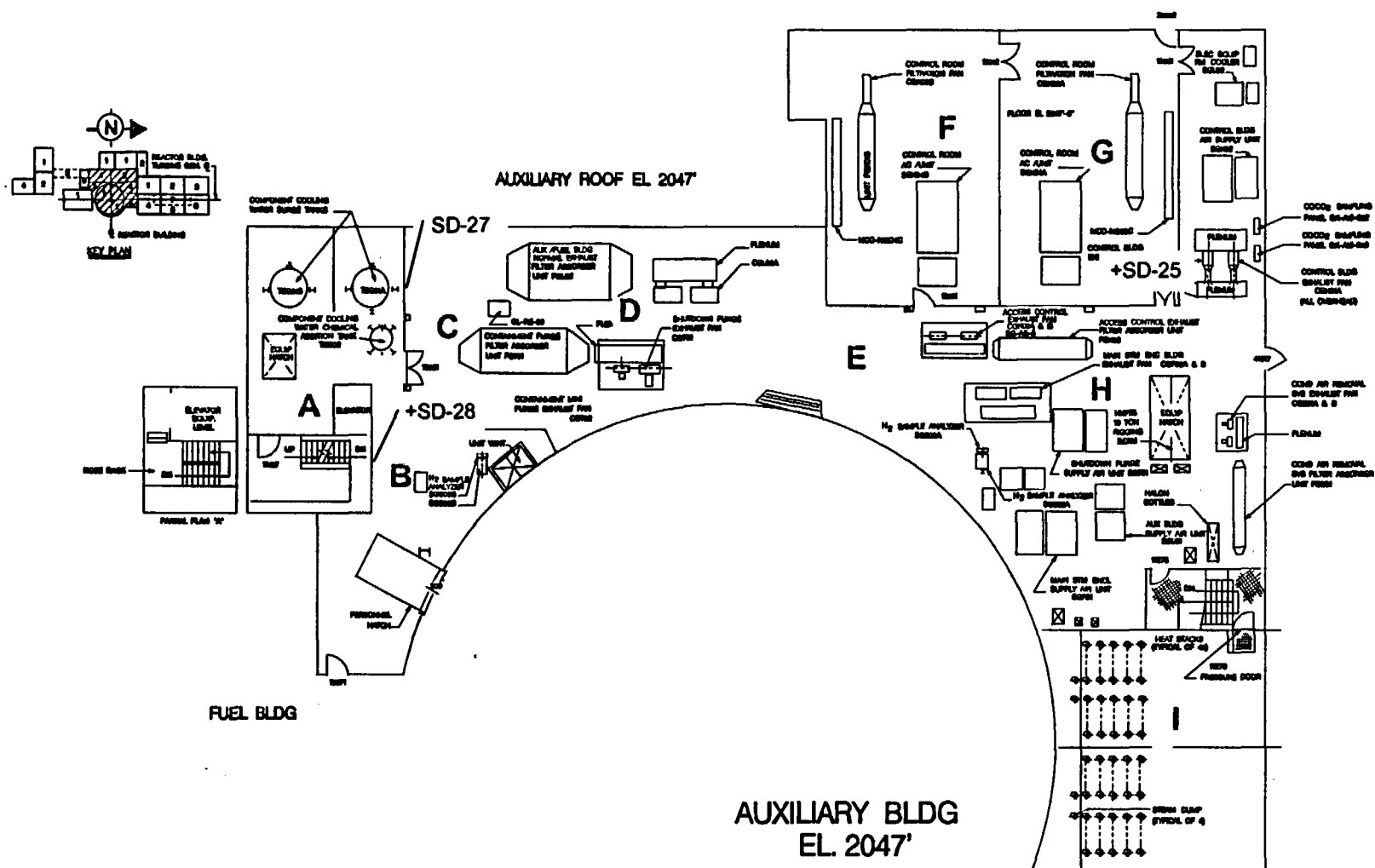


[illegible]

Page 100



003



11

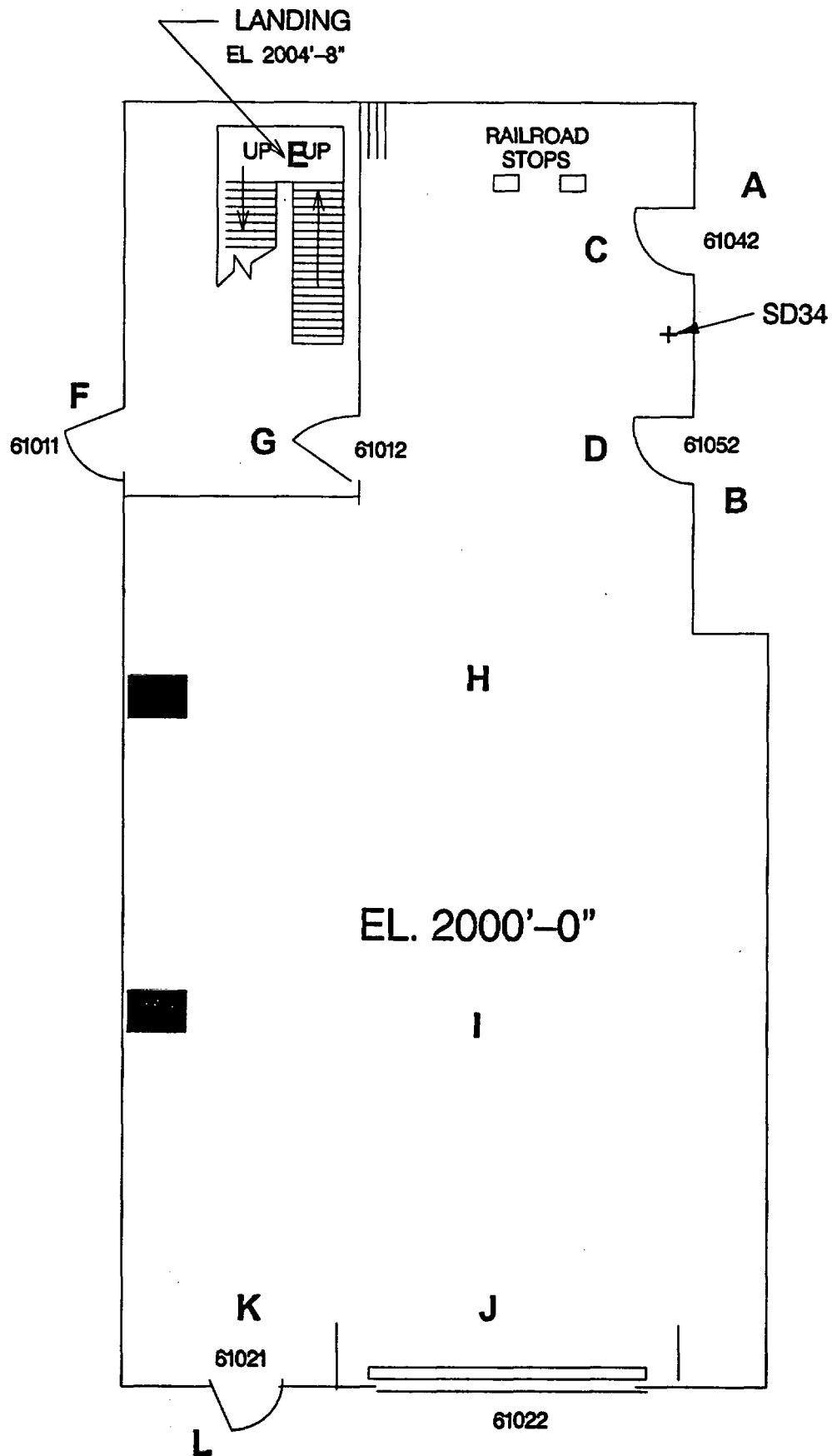
<sup>11</sup> Except as indicated, all radiation levels are as indicated by actual meter readings.









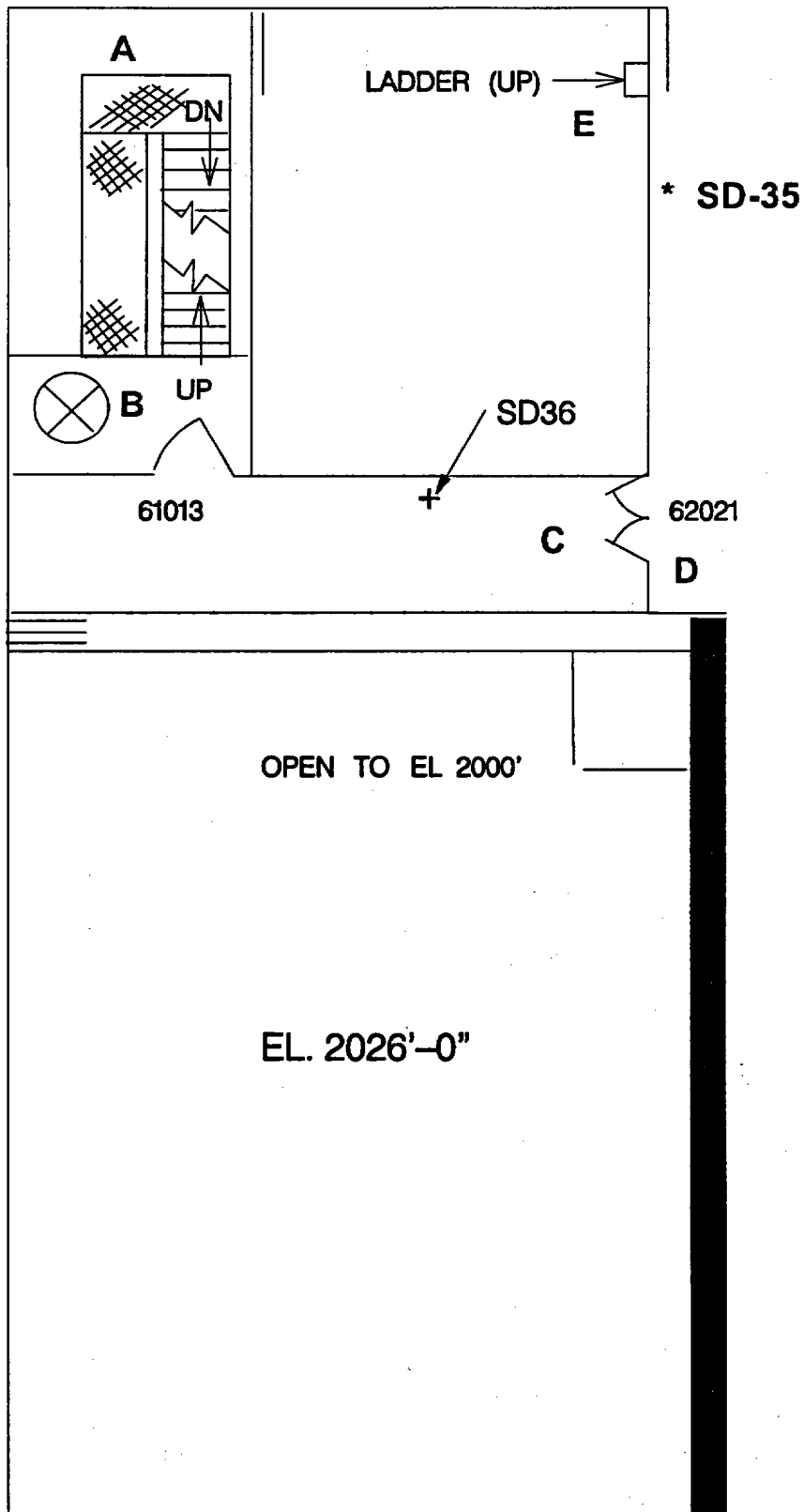




12:30 2026 FUEL BUILDING Exposure in REM / HR										12:45 OFF-SCALE ON AN RO-2 A										13:00 OFF-SCALE ON AN RO-2 A															
40 BACKGROUND										40 BACKGROUND										40 BACKGROUND															
ZONE	Gross M/L Hr	G/B M/L Hr	Iodine CPM	Part CPM	Smear CPM/ 100cm <sup>2</sup>	Iodine Part	Gross M/L Hr	G/B M/L Hr	Iodine CPM	Part CPM	Smear CPM/ 100cm <sup>2</sup>	Iodine Part	Gross M/L Hr	G/B M/L Hr	Iodine CPM	Part CPM	Smear CPM/ 100cm <sup>2</sup>	Iodine Part	Gross M/L Hr	G/B M/L Hr	Iodine CPM	Part CPM	Smear CPM/ 100cm <sup>2</sup>	Iodine Part	Gross M/L Hr	G/B M/L Hr	Iodine CPM	Part CPM	Smear CPM/ 100cm <sup>2</sup>	Iodine Part					
A' (Top of Stairway)	800	1,000	OFF SCALE	OFF SCALE	OFF SCALE	4.30E-04	4.91E-05	800	1,000	OFF SCALE	OFF SCALE	4.30E-04	4.91E-05	800	1,000	OFF SCALE	OFF SCALE	4.30E-04	4.91E-05	800	1,000	OFF SCALE	OFF SCALE	4.30E-04	4.91E-05	800	1,000	OFF SCALE	OFF SCALE	4.30E-04	4.91E-05				
B' (Bottom of Stairway)	30	50	40,000	300,000	20,500	1.97E-03	2.21E-04	40	60	60,000	300,000	20,500	2.19E-03	2.40E-04	40	60	60,000	300,000	20,500	2.19E-03	2.40E-04	40	60	60,000	300,000	20,500	2.19E-03	2.40E-04	40	60	60,000	300,000			
SD-35	3,600	4,800	OFF SCALE	OFF SCALE	OFF SCALE	1.80E-03	2.21E-04	3,600	4,800	OFF SCALE	OFF SCALE	2.00E-03	2.33E-04	3,600	4,800	OFF SCALE	OFF SCALE	2.00E-03	2.33E-04	3,600	4,800	OFF SCALE	OFF SCALE	2.00E-03	2.33E-04	3,600	4,800	OFF SCALE	OFF SCALE	2.00E-03	2.33E-04				
SD-36	3,600	4,800	OFF SCALE	OFF SCALE	OFF SCALE	1.97E-03	2.21E-04	3,600	4,800	OFF SCALE	OFF SCALE	2.00E-03	2.33E-04	3,600	4,800	OFF SCALE	OFF SCALE	2.00E-03	2.33E-04	3,600	4,800	OFF SCALE	OFF SCALE	2.00E-03	2.33E-04	3,600	4,800	OFF SCALE	OFF SCALE	2.00E-03	2.33E-04				
C' (Inside Door 62021)	1,000	2,400	OFF SCALE	OFF SCALE	OFF SCALE	0.80E-04	1.11E-04	4	6	6,000	30,000	OFF SCALE	2.19E-04	2.40E-07	4	6	6,000	30,000	OFF SCALE	2.19E-04	2.40E-07	4	6	6,000	30,000	OFF SCALE	2.19E-04	2.40E-07	4	6	6,000	30,000			
D' (Outside Door 62021)	1,000	1,400	OFF SCALE	OFF SCALE	OFF SCALE	0.80E-04	0.14E-05	<2 mR	<2 mR	40	60	OFF SCALE	1.80E-04	1.80E-10	<2 mR	<2 mR	40	60	OFF SCALE	1.80E-04	1.80E-10	<2 mR	<2 mR	40	60	OFF SCALE	1.80E-04	1.80E-10	<2 mR	<2 mR	40	60	OFF SCALE	1.80E-04	1.80E-10
E' (Base of Ladder)	300	500	400,000	OFF SCALE	OFF SCALE	2.00E-04	2.33E-05	<2 mR	<2 mR	40	60	OFF SCALE	1.80E-04	1.80E-10	<2 mR	<2 mR	40	60	OFF SCALE	1.80E-04	1.80E-10	<2 mR	<2 mR	40	60	OFF SCALE	1.80E-04	1.80E-10	<2 mR	<2 mR	40	60	OFF SCALE	1.80E-04	1.80E-10

13:15 2026 FUEL BUILDING Exposure in REM / HR										13:30 OFF-SCALE ON AN RO-2 A										13:45 OFF-SCALE ON AN RO-2 A															
40 BACKGROUND										40 BACKGROUND										40 BACKGROUND															
ZONE	Gross M/L Hr	G/B M/L Hr	Iodine CPM	Part CPM	Smear CPM/ 100cm <sup>2</sup>	Iodine Part	Gross M/L Hr	G/B M/L Hr	Iodine CPM	Part CPM	Smear CPM/ 100cm <sup>2</sup>	Iodine Part	Gross M/L Hr	G/B M/L Hr	Iodine CPM	Part CPM	Smear CPM/ 100cm <sup>2</sup>	Iodine Part	Gross M/L Hr	G/B M/L Hr	Iodine CPM	Part CPM	Smear CPM/ 100cm <sup>2</sup>	Iodine Part	Gross M/L Hr	G/B M/L Hr	Iodine CPM	Part CPM	Smear CPM/ 100cm <sup>2</sup>	Iodine Part					
A' (Top of Stairway)	800	1,000	OFF SCALE	OFF SCALE	OFF SCALE	4.30E-04	4.91E-05	800	1,000	OFF SCALE	OFF SCALE	4.30E-04	4.91E-05	800	1,000	OFF SCALE	OFF SCALE	4.30E-04	4.91E-05	800	1,000	OFF SCALE	OFF SCALE	4.30E-04	4.91E-05	800	1,000	OFF SCALE	OFF SCALE	4.30E-04	4.91E-05				
B' (Bottom of Stairway)	30	50	40,000	300,000	43,000	2.00E-03	2.33E-05	30	50	40,000	300,000	OFF SCALE	2.00E-03	2.33E-05	30	50	40,000	300,000	OFF SCALE	2.00E-03	2.33E-05	30	50	40,000	300,000	OFF SCALE	2.00E-03	2.33E-05	30	50	40,000	300,000			
SD-35	3,600	4,800	OFF SCALE	OFF SCALE	OFF SCALE	1.87E-03	2.21E-04	3,600	4,800	OFF SCALE	OFF SCALE	2.00E-03	2.33E-04	3,600	4,800	OFF SCALE	OFF SCALE	2.00E-03	2.33E-04	3,600	4,800	OFF SCALE	OFF SCALE	2.00E-03	2.33E-04	3,600	4,800	OFF SCALE	OFF SCALE	2.00E-03	2.33E-04				
SD-36	3,600	4,800	OFF SCALE	OFF SCALE	OFF SCALE	1.97E-03	2.21E-04	3,600	4,800	OFF SCALE	OFF SCALE	2.00E-03	2.33E-04	3,600	4,800	OFF SCALE	OFF SCALE	2.00E-03	2.33E-04	3,600	4,800	OFF SCALE	OFF SCALE	2.00E-03	2.33E-04	3,600	4,800	OFF SCALE	OFF SCALE	2.00E-03	2.33E-04				
C' (Inside Door 62021)	1,000	2,400	OFF SCALE	OFF SCALE	OFF SCALE	0.87E-04	1.11E-04	4	6	6,000	30,000	OFF SCALE	2.19E-04	2.40E-07	4	6	6,000	30,000	OFF SCALE	2.19E-04	2.40E-07	4	6	6,000	30,000	OFF SCALE	2.19E-04	2.40E-07	4	6	6,000	30,000			
D' (Outside Door 62021)	1,000	1,400	OFF SCALE	OFF SCALE	OFF SCALE	0.80E-04	0.14E-05	<2 mR	<2 mR	40	60	OFF SCALE	1.80E-04	1.80E-10	<2 mR	<2 mR	40	60	OFF SCALE	1.80E-04	1.80E-10	<2 mR	<2 mR	40	60	OFF SCALE	1.80E-04	1.80E-10	<2 mR	<2 mR	40	60	OFF SCALE	1.80E-04	1.80E-10
E' (Base of Ladder)	300	500	400,000	OFF SCALE	OFF SCALE	2.00E-04	2.33E-05	<2 mR	<2 mR	40	60	OFF SCALE	1.80E-04	1.80E-10	<2 mR	<2 mR	40	60	OFF SCALE	1.80E-04	1.80E-10	<2 mR	<2 mR	40	60	OFF SCALE	1.80E-04	1.80E-10	<2 mR	<2 mR	40	60	OFF SCALE	1.80E-04	1.80E-10

14:00 2026 FUEL BUILDING Exposure in REM / HR										40 BACKGROUND																			
ZONE		Gross M/L Hr	G/B M/L Hr	Iodine CPM	Part CPM	Smear CPM/ 100cm <sup>2</sup>	Iodine Part																						
A' (Top of Stairway)		800	1,000	OFF SCALE	OFF SCALE	OFF SCALE	4.30E-04	4.91E-05																					
B' (Bottom of Stairway)		30	40	40,000	200,000	OFF SCALE	1.97E-03	2.21E-05																					
SD-35		3,600	4,800	OFF SCALE	OFF SCALE	OFF SCALE	1.80E-03	2.00E-04																					
SD-36		3,600	4,800	OFF SCALE	OFF SCALE	OFF SCALE	1.90E-03	2.00E-04																					
C' (Inside Door 62021)		1,000	2,400	OFF SCALE	OFF SCALE	OFF SCALE	0.80E-04	1.11E-04																					
D' (Outside Door 62021)		800	1,000	OFF SCALE	OFF SCALE	OFF SCALE	4.30E-04	4.91E-05																					
E' (Base of Ladder)		300	400	400,000	OFF SCALE	OFF SCALE	1.90E-04	2.00E-05																					

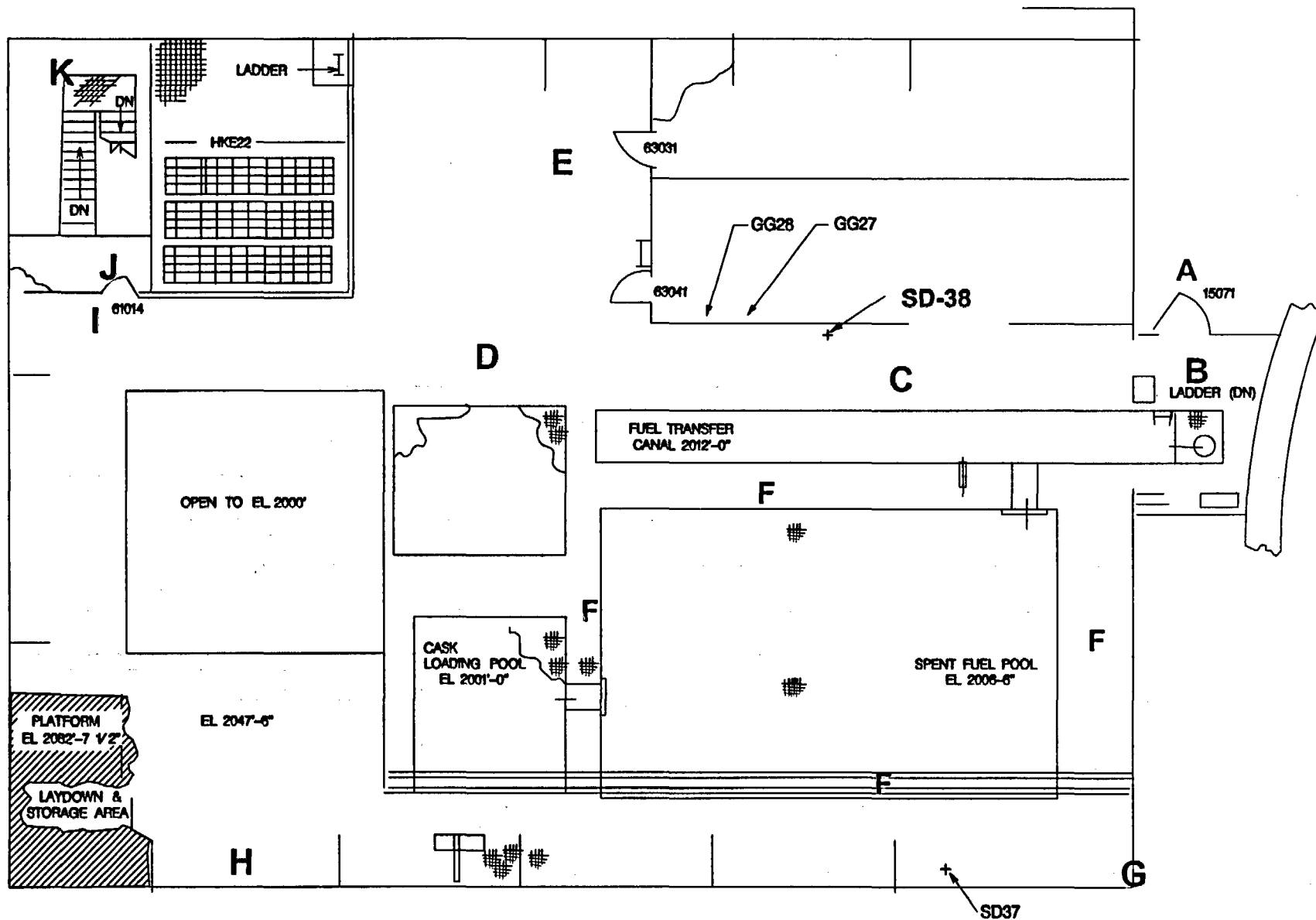


[illegible]

OFF-SCALE ON AN RO-2										OFF-SCALE ON AN RO-2 A										OFF-SCALE ON AN RO-2 A									
11-25		2047 FUEL BUILDING Exposure in REM/HR				BACKGROUND				12-16		BACKGROUND				12-16		BACKGROUND											
ZONE	Gross Sq. Ft.	G/B Inch	Indice CPM	Part CPM	Gross Sq. Ft.	G/B Inch	Indice CPM	Part CPM	Gross Sq. Ft.	G/B Inch	Indice CPM	Part CPM	Gross Sq. Ft.	G/B Inch	Indice CPM	Part CPM	Gross Sq. Ft.	G/B Inch	Indice CPM	Part CPM									
A' (Outside Door 15071)	<2 mR	<2 mR	40	00	40	1,80E-09	1,80E-10	<2 mR	<2 mR	40	00	40	1,80E-09	1,80E-10	98,000	118,000 OFF SCALE	OFF SCALE	OFF SCALE	4,93E-02	8,53E-03									
B' (Inside Door 15071)	<2 mR	<2 mR	40	00	40	1,80E-09	1,80E-10	<2 mR	<2 mR	40	00	40	1,80E-09	1,80E-10	108,000	234,000 OFF SCALE	OFF SCALE	OFF SCALE	9,87E-02	1,11E-02									
C' (20' From Door 15071)	<2 mR	<2 mR	40	00	40	1,80E-09	1,80E-10	<2 mR	<2 mR	40	00	40	1,80E-09	1,80E-10	748,000	1,168,000 OFF SCALE	OFF SCALE	OFF SCALE	4,92E-01	8,91E-02									
3D-30	<2 mR	<2 mR	40	00	40	1,80E-09	1,80E-10	<2 mR	<2 mR	40	00	40	1,80E-09	1,80E-10	748,000	972,000 OFF SCALE	OFF SCALE	OFF SCALE	4,19E-01	4,99E-02									
D' (10' From Door 63041)	<2 mR	<2 mR	40	00	40	1,80E-09	1,80E-10	<2 mR	<2 mR	40	00	40	1,80E-09	1,80E-10	52,000	58,000 OFF SCALE	OFF SCALE	OFF SCALE	2,82E-02	3,19E-03									
E' (Outside Door 63031)	<2 mR	<2 mR	40	00	40	1,80E-09	1,80E-10	<2 mR	<2 mR	40	00	40	1,80E-09	1,80E-10	28,000	34,000 OFF SCALE	OFF SCALE	OFF SCALE	1,43E-02	1,88E-03									
F' (Edge of Spent Fuel Pool)	<2 mR	<2 mR	40	00	40	1,80E-09	1,80E-10	<2 mR	<2 mR	40	00	40	1,80E-09	1,80E-10	898,000	1,168,000 OFF SCALE	OFF SCALE	OFF SCALE	4,92E-01	8,91E-02									
3D-37	<2 mR	<2 mR	40	00	40	1,80E-09	1,80E-10	<2 mR	<2 mR	40	00	40	1,80E-09	1,80E-10	748,000	972,000 OFF SCALE	OFF SCALE	OFF SCALE	4,19E-01	4,99E-02									
G' (NE Corner of Pool)	<2 mR	<2 mR	40	00	40	1,80E-09	1,80E-10	<2 mR	<2 mR	40	00	40	1,80E-09	1,80E-10	898,000	1,168,000 OFF SCALE	OFF SCALE	OFF SCALE	4,92E-01	8,91E-02									
H' (SE Area of Building)	<2 mR	<2 mR	40	00	40	1,80E-09	1,80E-10	<2 mR	<2 mR	40	00	40	1,80E-09	1,80E-10	44,000	58,000 OFF SCALE	OFF SCALE	OFF SCALE	2,41E-02	2,70E-03									
I' (Outside Door 61014)	<2 mR	<2 mR	40	00	40	1,80E-09	1,80E-10	<2 mR	<2 mR	40	00	40	1,80E-09	1,80E-10	8,000	10,000 OFF SCALE	OFF SCALE	OFF SCALE	4,35E-03	4,91E-04									
J' (Inside Door 61014)	<2 mR	<2 mR	40	00	40	1,80E-09	1,80E-10	<2 mR	<2 mR	40	00	40	1,80E-09	1,80E-10	3,000	4,800 OFF SCALE	OFF SCALE	OFF SCALE	1,97E-04	2,27E-04									
K' (Top of Stairway)	<2 mR	<2 mR	40	00	40	1,80E-09	1,80E-10	2	2	2,600	14,000	40	1,10E-06	1,23E-07	300	500	400,000 OFF SCALE	OFF SCALE	2,80E-04	2,33E-05									



OFF-SCALE ON AN RO-2				OFF-SCALE ON AN RO-2 A				OFF-SCALE ON AN RO-2 A			
14:00 3417 FUEL BUILDING Exposure in REM/HR				40 BACKGROUND							
Unit End of Drill	Gas M/L Hr	OTB M/L Hr	Part	CPM	Scatter CPM/ 100cm <sup>2</sup>	Index	Part				
ZONE											
A' (Outside Door 15071)	100,000	100,000 OFF SCALE	OFF SCALE	OFF SCALE	8.8E-02	6.6E-02					
B' (Inside Door 15071)	210,000	200,000 OFF SCALE	OFF SCALE	OFF SCALE	1.1E-01	1.3E-02					
C' (2' From Door 15071)	1,000,000	1,000,000 OFF SCALE	OFF SCALE	OFF SCALE	8.8E-01	6.6E-02					
SD-30	800,000	1,150,000 OFF SCALE	OFF SCALE	OFF SCALE	4.9E-01	5.5E-02					
D' (1' From Door 63041)	60,000	60,000 OFF SCALE	OFF SCALE	OFF SCALE	3.6E-02	3.8E-02					
E' (Outside Door 63031)	32,000	42,000 OFF SCALE	OFF SCALE	OFF SCALE	1.7E-02	1.9E-02					
F' (Edge of Spent Fuel Pool)	1,070,000	1,402,000 OFF SCALE	OFF SCALE	OFF SCALE	5.9E-01	6.8E-02					
SD-37	800,000	1,150,000 OFF SCALE	OFF SCALE	OFF SCALE	4.9E-01	5.5E-02					
G' (NE Corner of Pool)	1,070,000	1,300,000 OFF SCALE	OFF SCALE	OFF SCALE	5.0E-01	6.0E-02					
H' (SE Area of Building)	50,000	70,000 OFF SCALE	OFF SCALE	OFF SCALE	2.0E-02	3.2E-02					
I' (Outside Door 61010)	0,000	10,000 OFF SCALE	OFF SCALE	OFF SCALE	4.0E-03	4.9E-04					
J' (Inside Door 61010)	4,200	6,000 OFF SCALE	OFF SCALE	OFF SCALE	2.0E-03	2.5E-04					
K' (Top of Stairway)	400	600 OFF SCALE	OFF SCALE	OFF SCALE	2.5E-04	2.8E-04					



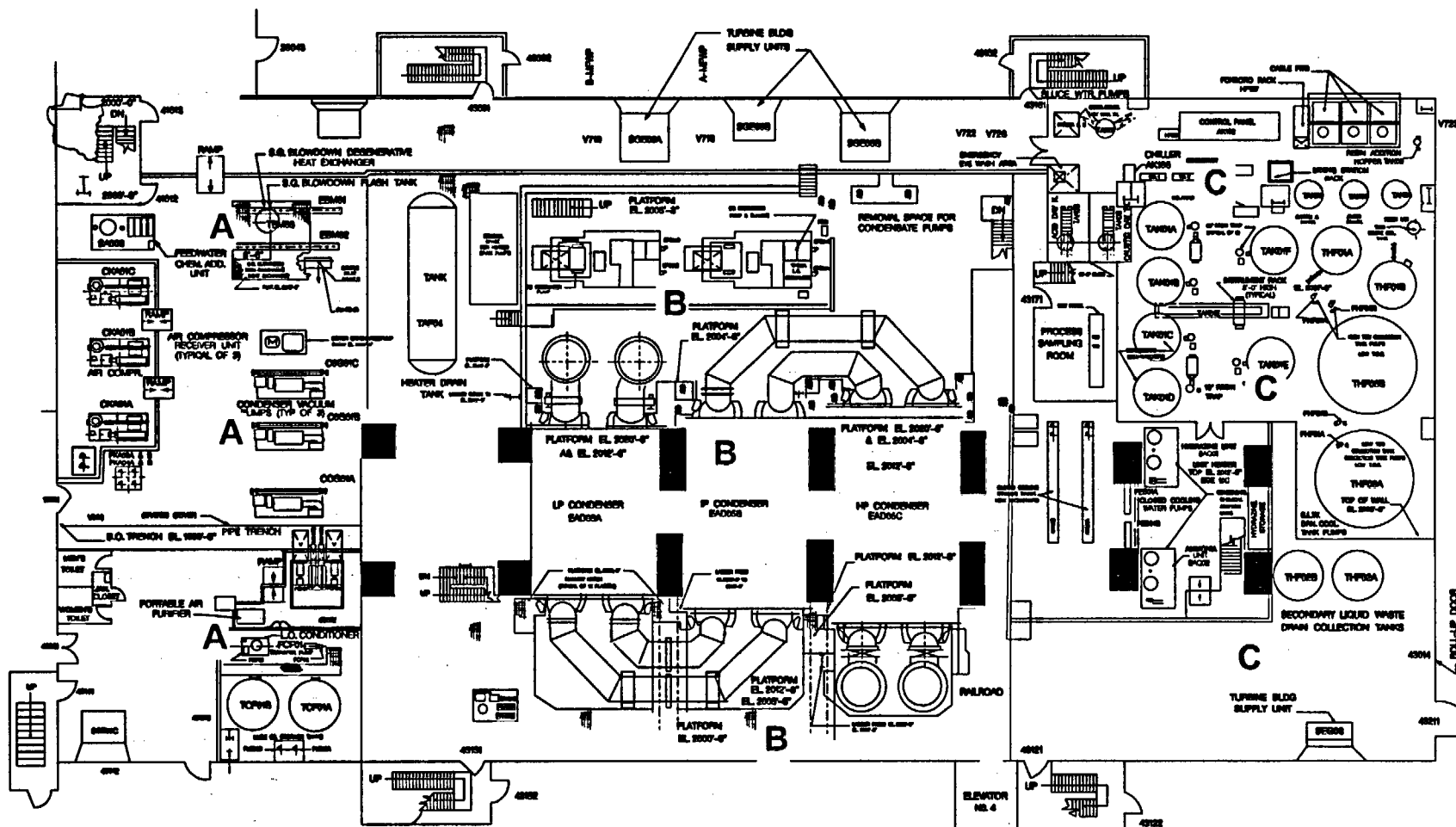












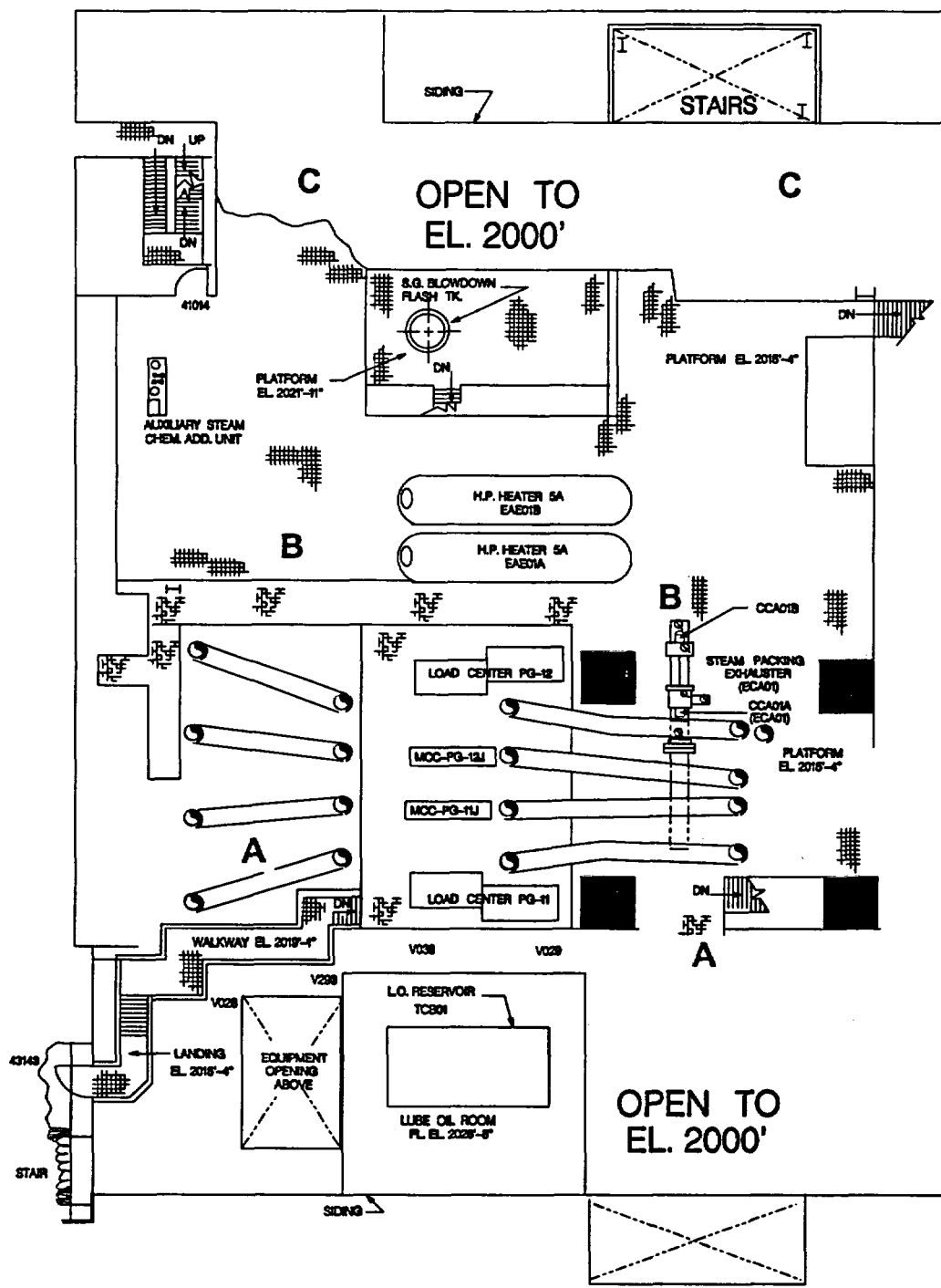
Turbine Building  
Elevation 2000'

<sup>13</sup> Except as indicated, all radiation levels are as indicated by actual meter readings.









**Turbine Building  
Elevation 2015'**

14

<sup>14</sup> Except as indicated, all radiation levels are as indicated by actual meter readings.



11:45 2933 TB Exposure in REM / HR										OFF-SCALE ON AN RO-2 A										OFF-SCALE ON AN RO-2 A											
40 BACKGROUND										40 BACKGROUND										40 BACKGROUND											
ZONE	Gross M/L Hr	G/B M/L Hr	Iodine CPM	Part CPM	Smear CPM/ 100cm <sup>2</sup>	Iodine Part				ZONE	Gross M/L Hr	G/B M/L Hr	Iodine CPM	Part CPM	Smear CPM/ 100cm <sup>2</sup>	Iodine Part				ZONE	Gross M/L Hr	G/B M/L Hr	Iodine CPM	Part CPM	Smear CPM/ 100cm <sup>2</sup>	Iodine Part					
A'	<2 mR	<2 mR	40	60	40	1.00E-09	1.00E-10			A'	<2 mR	<2 mR	40	60	40	1.00E-09	1.00E-10			A'	<2 mR	<2 mR	40	60	40	1.00E-09	1.00E-10				
B'	<2 mR	<2 mR	40	60	40	1.00E-09	1.00E-10			B'	<2 mR	<2 mR	40	60	40	1.00E-09	1.00E-10			B'	<2 mR	<2 mR	40	60	40	1.00E-09	1.00E-10				
C'	<2 mR	<2 mR	40	60	40	1.00E-09	1.00E-10			C'	<2 mR	<2 mR	40	60	40	1.00E-09	1.00E-10			C'	<2 mR	<2 mR	40	60	40	1.00E-09	1.00E-10				

12:30 2933 TB Exposure in REM / HR										OFF-SCALE ON AN RO-2 A										OFF-SCALE ON AN RO-2 A											
40 BACKGROUND										40 BACKGROUND										40 BACKGROUND											
ZONE	Gross M/L Hr	G/B M/L Hr	Iodine CPM	Part CPM	Smear CPM/ 100cm <sup>2</sup>	Iodine Part				ZONE	Gross M/L Hr	G/B M/L Hr	Iodine CPM	Part CPM	Smear CPM/ 100cm <sup>2</sup>	Iodine Part				ZONE	Gross M/L Hr	G/B M/L Hr	Iodine CPM	Part CPM	Smear CPM/ 100cm <sup>2</sup>	Iodine Part					
A'	<2 mR	<2 mR	40	60	40	1.00E-09	1.00E-10			A'	<2 mR	<2 mR	40	60	40	1.00E-09	1.00E-10			A'	<2 mR	<2 mR	40	60	40	1.00E-09	1.00E-10				
B'	<2 mR	<2 mR	40	60	40	1.00E-09	1.00E-10			B'	<2 mR	<2 mR	40	60	40	1.00E-09	1.00E-10			B'	<2 mR	<2 mR	40	60	40	1.00E-09	1.00E-10				
C'	<2 mR	<2 mR	40	60	40	1.00E-09	1.00E-10			C'	<2 mR	<2 mR	40	60	40	1.00E-09	1.00E-10			C'	<2 mR	<2 mR	40	60	40	1.00E-09	1.00E-10				

12:16 2933 TB Exposure in REM / HR										OFF-SCALE ON AN RO-2 A										OFF-SCALE ON AN RO-2 A											
40 BACKGROUND										40 BACKGROUND										40 BACKGROUND											
ZONE	Gross M/L Hr	G/B M/L Hr	Iodine CPM	Part CPM	Smear CPM/ 100cm <sup>2</sup>	Iodine Part				ZONE	Gross M/L Hr	G/B M/L Hr	Iodine CPM	Part CPM	Smear CPM/ 100cm <sup>2</sup>	Iodine Part				ZONE	Gross M/L Hr	G/B M/L Hr	Iodine CPM	Part CPM	Smear CPM/ 100cm <sup>2</sup>	Iodine Part					
A'	<2 mR	<2 mR	40	60	40	1.00E-09	1.00E-10			A'	<2 mR	<2 mR	40	60	40	1.00E-09	1.00E-10			A'	<2 mR	<2 mR	40	60	40	1.00E-09	1.00E-10				
B'	<2 mR	<2 mR	40	60	40	1.00E-09	1.00E-10			B'	<2 mR	<2 mR	40	60	40	1.00E-09	1.00E-10			B'	<2 mR	<2 mR	40	60	40	1.00E-09	1.00E-10				
C'	<2 mR	<2 mR	40	60	40	1.00E-09	1.00E-10			C'	<2 mR	<2 mR	40	60	40	1.00E-09	1.00E-10			C'	<2 mR	<2 mR	40	60	40	1.00E-09	1.00E-10				

14:00 2933 TB Exposure in REM / HR																															
40 BACKGROUND																															
Unit End of Drill	Gross M/L Hr	G/B M/L Hr	Iodine CPM	Part CPM	Smear CPM/ 100cm <sup>2</sup>	Iodine Part				Unit End of Drill	Gross M/L Hr	G/B M/L Hr	Iodine CPM	Part CPM	Smear CPM/ 100cm <sup>2</sup>	Iodine Part				Unit End of Drill	Gross M/L Hr	G/B M/L Hr	Iodine CPM	Part CPM	Smear CPM/ 100cm <sup>2</sup>	Iodine Part					
A'	<2 mR	<2 mR	40	60	40	1.00E-09	1.00E-10			A'	<2 mR	<2 mR	40	60	40	1.00E-09	1.00E-10			A'	<2 mR	<2 mR	40	60	40	1.00E-09	1.00E-10				
B'	<2 mR	<2 mR	40	60	40	1.00E-09	1.00E-10			B'	<2 mR	<2 mR	40	60	40	1.00E-09	1.00E-10			B'	<2 mR	<2 mR	40	60	40	1.00E-09	1.00E-10				
C'	<2 mR	<2 mR	40	60	40	1.00E-09	1.00E-10			C'	<2 mR	<2 mR	40	60	40	1.00E-09	1.00E-10			C'	<2 mR	<2 mR	40	60	40	1.00E-09	1.00E-10				

V7B  
V7H  
V7K  
V7L

OFF-SCALE ON AN RO-3 A										OFF-SCALE ON AN RO-2 A									
8:00 2045 TB Exposure in REM / HR					8:15 BACKGROUND					8:30 BACKGROUND									
ZONE	Gas M/L Hr	G/B M/L Hr	Iodine CPM	Part CPM	Smear CPM/ 100cm <sup>2</sup>	Iodine Part	Gas M/L Hr	G/B M/L Hr	Iodine CPM	Part CPM	Smear CPM/ 100cm <sup>2</sup>	Iodine Part	Gas M/L Hr	G/B M/L Hr	Iodine CPM	Part CPM	Smear CPM/ 100cm <sup>2</sup>	Iodine Part	
A'	<2 mR	<2 mR	40	60	40	1.00E-09	<2 mR	<2 mR	40	60	40	1.00E-09	<2 mR	<2 mR	40	60	40	1.00E-09	
B'	<2 mR	<2 mR	40	60	40	1.00E-09	<2 mR	<2 mR	40	60	40	1.00E-09	<2 mR	<2 mR	40	60	40	1.00E-09	
C'	<2 mR	<2 mR	40	60	40	1.00E-09	<2 mR	<2 mR	40	60	40	1.00E-09	<2 mR	<2 mR	40	60	40	1.00E-09	

OFF-SCALE ON AN RD-3 A										OFF-SCALE ON AN RO-2 A											
8:45 2045 TB Exposure in REM / HR										9:00 40 BACKGROUND											
ZONE	Gas M/L Hr	G/B M/L Hr	Iodine CPM	Part CPM	Smear CPM/ 100cm <sup>2</sup>	Iodine Part	Gas M/L Hr	G/B M/L Hr	Iodine CPM	Part CPM	Smear CPM/ 100cm <sup>2</sup>	Iodine Part	Gas M/L Hr	G/B M/L Hr	Iodine CPM	Part CPM	Smear CPM/ 100cm <sup>2</sup>	Iodine Part			
A'	<2 mR	<2 mR	40	60	40	1.00E-09	1.00E-10	<2 mR	<2 mR	40	60	40	1.00E-09	1.00E-10	<2 mR	<2 mR	40	60	40	1.00E-09	1.00E-10
B'	<2 mR	<2 mR	40	60	40	1.00E-09	1.00E-10	<2 mR	<2 mR	40	60	40	1.00E-09	1.00E-10	<2 mR	<2 mR	40	60	40	1.00E-09	1.00E-10
C'	<2 mR	<2 mR	40	60	40	1.00E-09	1.00E-10	<2 mR	<2 mR	40	60	40	1.00E-09	1.00E-10	<2 mR	<2 mR	40	60	40	1.00E-09	1.00E-10

OFF-SCALE ON AN RO-3 A										OFF-SCALE ON AN RO-2 A									
9:30 2045 TB Exposure in REM / HR					40 BACKGROUND					9:45 40 BACKGROUND					10:00 40 BACKGROUND				
ZONE	Gas M/L Hr	G/B M/L Hr	Iodine CPM	Part CPM	Smear CPM/ 100cm <sup>2</sup>	Iodine Part	Gas M/L Hr	G/B M/L Hr	Iodine CPM	Part CPM	Smear CPM/ 100cm <sup>2</sup>	Iodine Part	Gas M/L Hr	G/B M/L Hr	Iodine CPM	Part CPM	Smear CPM/ 100cm <sup>2</sup>	Iodine Part	
A'	<2 mR	<2 mR	40	60	40	1.00E-09 1.00E-10	<2 mR	<2 mR	40	60	40	1.00E-09 1.00E-10	<2 mR	<2 mR	40	60	40	1.00E-09 1.00E-10	
B'	<2 mR	<2 mR	40	60	40	1.00E-09 1.00E-10	<2 mR	<2 mR	40	60	40	1.00E-09 1.00E-10	<2 mR	<2 mR	40	60	40	1.00E-09 1.00E-10	
C'	<2 mR	<2 mR	40	60	40	1.00E-09 1.00E-10	<2 mR	<2 mR	40	60	40	1.00E-09 1.00E-10	<2 mR	<2 mR	40	60	40	1.00E-09 1.00E-10	

ON-SCALE ON AN RO-3 A										OFF-SCALE ON AN RO-3 A										OFF-SCALE ON AN RO-2 A									
10:15 2045 TB Exposure in REM / HR										10:30 40 BACKGROUND										10:45 40 BACKGROUND									
ZONE	Gas M/L Hr	G/B M/L Hr	Iodine CPM	Part CPM	Smear CPM/ 100cm <sup>2</sup>	Iodine	Part	Gas M/L Hr	G/B M/L Hr	Iodine CPM	Part CPM	Smear CPM/ 100cm <sup>2</sup>	Iodine	Part	Gas M/L Hr	G/B M/L Hr	Iodine CPM	Part CPM	Smear CPM/ 100cm <sup>2</sup>	Iodine	Part								
A'	<2 mR	<2 mR	40	60	40	1.00E-09	1.00E-10	<2 mR	<2 mR	40	60	40	1.00E-09	1.00E-10	<2 mR	<2 mR	40	60	40	1.00E-09	1.00E-10								
B'	<2 mR	<2 mR	40	60	40	1.00E-09	1.00E-10	<2 mR	<2 mR	40	60	40	1.00E-09	1.00E-10	<2 mR	<2 mR	40	60	40	1.00E-09	1.00E-10								
C'	<2 mR	<2 mR	40	60	40	1.00E-09	1.00E-10	<2 mR	<2 mR	40	60	40	1.00E-09	1.00E-10	<2 mR	<2 mR	40	60	40	1.00E-09	1.00E-10								

OFF-SCALE ON AN RO-3 A										OFF-SCALE ON AN RO-2 A									
11:00 2045 TB Exposure in REM / HR										11:15 40 BACKGROUND									
ZONE	Gas M/L Hr	G/B M/L Hr	Iodine CPM	Part CPM	Smear CPM/ 100cm²	Iodine Part	Gas M/L Hr	G/B M/L Hr	Iodine CPM	Part CPM	Smear CPM/ 100cm²	Iodine Part	Gas M/L Hr	G/B M/L Hr	Iodine CPM	Part CPM	Smear CPM/ 100cm²	Iodine Part	
A'	<2 mR	<2 mR	40	60	40	1.00E-09	<2 mR	<2 mR	40	60	40	1.00E-09	<2 mR	<2 mR	40	60	40	1.00E-09	
B'	<2 mR	<2 mR	40	60	40	1.00E-09	<2 mR	<2 mR	40	60	40	1.00E-09	<2 mR	<2 mR	40	60	40	1.00E-09	
C'	<2 mR	<2 mR	40	60	40	1.00E-09	<2 mR	<2 mR	40	60	40	1.00E-09	<2 mR	<2 mR	40	60	40	1.00E-09	

021







TIME	CONTROL ROOM HABITABILITY RESULTS							DOSE RATE mR/h
	BACKGROUND NET COUNTS PER MINUTE	PARTICULATE GROSS COUNTS PER MINUTE	IODINE GROSS COUNTS PER MINUTE	PARTICULATE NET COUNTS PER MINUTE	uCi/cc	IODINE NET COUNTS PER MINUTE	uCi/cc	
8:00	25	60	28	25	1.99E-10	1	4.31E-10	<0.2
8:30	25	60	28	25	1.99E-10	1	4.31E-10	<0.2
9:00	25	60	28	25	1.99E-10	1	4.31E-10	<0.2
9:30	30	65	31	30	2.39E-10	1	4.31E-10	<0.2
10:00	30	55	31	30	2.39E-10	1	4.31E-10	<0.2
10:30	35	60	36	35	2.78E-10	1	4.31E-10	<0.2
11:00	35	60	36	35	2.78E-10	1	4.31E-10	<0.2
11:30	40	65	41	40	3.18E-10	1	4.31E-10	<0.2
12:00	40	65	41	40	3.18E-10	1	4.31E-10	<0.2
12:30	40	65	41	40	3.18E-10	1	4.31E-10	<0.2
13:00	40	65	41	40	3.18E-10	1	4.31E-10	<0.2
13:30	45	70	46	45	3.58E-10	1	4.31E-10	<0.2
14:00	40	65	41	40	3.18E-10	1	4.31E-10	<0.2
14:30	40	65	41	40	3.18E-10	1	4.31E-10	<0.2
15:00	40	65	41	40	3.18E-10	1	4.31E-10	<0.2

**TSC HABITABILITY RESULTS**  
(inside of TSC entrance door)

TIME	RO-2	RO-2	BETA	PIC DOSE	FRISKER		SHIELDED FRISKER		PARTICULATE	PARTICULATE	PART	IODINE	I-2	I-2	DAC-HRS
	OPEN	DOSE RATE			BKGD	BKGD	GROSS CPM	NET CPM							
7:45	<0.2	<0.2	0	0	20	20	40	20	1.59E-10	20	0	0.00E+00	0.00		
8:15	<0.2	<0.2	0	0	20	20	40	20	1.59E-10	20	0	0.00E+00	0.00		
8:30	<0.2	<0.2	0	0	20	20	40	20	1.59E-10	20	0	0.00E+00	0.00		
8:45	<0.2	<0.2	0	0	20	20	40	20	1.59E-10	20	0	0.00E+00	0.00		
9:00	<0.2	<0.2	0	0	20	20	40	20	1.59E-10	20	0	0.00E+00	0.00		
9:15	<0.2	<0.2	0	0	20	20	40	20	1.59E-10	20	0	0.00E+00	0.00		
9:30	<0.2	<0.2	0	0	20	20	40	20	1.59E-10	20	0	0.00E+00	0.00		
9:45	<0.2	<0.2	0	0	20	20	40	20	1.59E-10	20	0	0.00E+00	0.00		
10:00	<0.2	<0.2	0	0	20	20	40	20	1.59E-10	20	0	0.00E+00	0.00		
10:15	<0.2	<0.2	0	0	20	20	40	20	1.59E-10	20	0	0.00E+00	0.00		
10:30	<0.2	<0.2	0	0	20	20	40	20	1.59E-10	20	0	0.00E+00	0.00		
10:45	<0.2	<0.2	0	0	20	20	40	20	1.59E-10	20	0	0.00E+00	0.00		
11:00	<0.2	<0.2	0	0	20	20	40	20	1.59E-10	20	0	0.00E+00	0.00		
11:15	<0.2	<0.2	0	0	20	20	40	20	1.59E-10	20	0	0.00E+00	0.00		
11:15	<0.2	<0.2	0	0	20	20	40	20	1.59E-10	20	0	0.00E+00	0.00		
11:30	<0.2	<0.2	0	0	20	20	40	20	1.59E-10	20	0	0.00E+00	0.00		
11:45	<0.2	<0.2	0	0	20	20	40	20	1.59E-10	20	0	0.00E+00	0.00		
12:00	<0.2	<0.2	0	0	20	20	40	20	1.59E-10	20	0	0.00E+00	0.00		
12:15	<0.2	<0.2	0	0	20	20	40	20	1.59E-10	20	0	0.00E+00	0.00		
12:30	<0.2	<0.2	0	0	20	20	40	20	1.59E-10	20	0	0.00E+00	0.00		
12:45	<0.2	<0.2	0	0	20	20	40	20	1.59E-10	20	0	0.00E+00	0.00		
13:00	<0.2	<0.2	0	0	20	20	40	20	1.59E-10	20	0	0.00E+00	0.00		
13:15	<0.2	<0.2	0	0	20	20	40	20	1.59E-10	20	0	0.00E+00	0.00		
13:30	<0.2	<0.2	0	0	20	20	40	20	1.59E-10	20	0	0.00E+00	0.00		
13:45	<0.2	<0.2	0	0	20	20	40	20	1.59E-10	20	0	0.00E+00	0.00		
14:00	<0.2	<0.2	0	0	20	20	40	20	1.59E-10	20	0	0.00E+00	0.00		
14:15	<0.2	<0.2	0	0	20	20	40	20	1.59E-10	20	0	0.00E+00	0.00		
15:15	<0.2	<0.2	0	0	20	20	40	20	1.59E-10	20	0	0.00E+00	0.00		
15:30	<0.2	<0.2	0	0	20	20	40	20	1.59E-10	20	0	0.00E+00	0.00		
0:00	<0.2	<0.2	0	0	20	20	40	20	1.59E-10	20	0	0.00E+00	0.00		
0:00	<0.2	<0.2	0	0	20	20	40	20	1.59E-10	20	0	0.00E+00	0.00		
0:00	<0.2	<0.2	0	0	20	20	40	20	1.59E-10	20	0	0.00E+00	0.00		
0:00	<0.2	<0.2	0	0	20	20	40	20	1.59E-10	20	0	0.00E+00	0.00		
0:00	<0.2	<0.2	0	0	20	20	40	20	1.59E-10	20	0	0.00E+00	0.00		
0:00	<0.2	<0.2	0	0	20	20	40	20	1.59E-10	20	0	0.00E+00	0.00		
0:00	<0.2	<0.2	0	0	20	20	40	20	1.59E-10	20	0	0.00E+00	0.00		
0:00	<0.2	<0.2	0	0	20	20	40	20	1.59E-10	20	0	0.00E+00	0.00		
0:00	<0.2	<0.2	0	0	20	20	40	20	1.59E-10	20	0	0.00E+00	0.00		
0:00	<0.2	<0.2	0	0	20	20	40	20	1.59E-10	20	0	0.00E+00	0.00		
0:00	<0.2	<0.2	0	0	20	20	40	20	1.59E-10	20	0	0.00E+00	0.00		
0:00	<0.2	<0.2	0	0	20	20	40	20	1.59E-10	20	0	0.00E+00	0.00		
0:00	<0.2	<0.2	0	0	20	20	40	20	1.59E-10	20	0	0.00E+00	0.00		
0:00	<0.2	<0.2	0	0	20	20	40	20	1.59E-10	20	0	0.00E+00	0.00		
0:00	<0.2	<0.2	0	0	20	20	40	20	1.59E-10	20	0	0.00E+00	0.00		
0:00	<0.2	<0.2	0	0	20	20	40	20	1.59E-10	20	0	0.00E+00	0.00		
0:00	<0.2	<0.2	0	0	20	20	40	20	1.59E-10	20	0	0.00E+00	0.00		
0:00	<0.2	<0.2	0	0	20	20	40	20	1.59E-10	20	0	0.00E+00	0.00		
0:00	<0.2	<0.2	0	0	20	20	40	20	1.59E-10	20	0	0.00E+00	0.00		
0:00	<0.2	<0.2	0	0	20	20	40	20	1.59E-10	20	0	0.00E+00	0.00		
0:00	<0.2	<0.2	0	0	20	20	40	20	1.59E-10	20	0	0.00E+00	0.00		
0:00	<0.2	<0.2	0	0	20	20	40	20	1.59E-10	20	0	0.00E+00	0.00		
0:00	<0.2	<0.2	0	0	20	20	40	20	1.59E-10	20	0	0.00E+00	0.00		
0:00	<0.2	<0.2	0	0	20	20	40	20	1.59E-10	20	0	0.00E+00	0.00		
0:00	<0.2	<0.2	0	0	20	20	40	20	1.59E-10	20	0	0.00E+00	0.00		
0:00	<0.2	<0.2	0	0	20	20	40	20	1.59E-10	20	0	0.00E+00	0.00		
0:00	<0.2	<0.2	0	0	20	20	40	20	1.59E-10	20	0	0.00E+00	0.00		
0:00	<0.2	<0.2	0	0	20	20	40	20	1.59E-10	20	0	0.00E+00	0.00		
0:00	<0.2	<0.2	0	0	20	20	40	20	1.59E-10	20	0	0.00E+00	0.00		
0:00	<0.2	<0.2	0	0	20	20	40	20	1.59E-10	20	0	0.00E+00	0.00		
0:00	<0.2	<0.2	0	0	20	20	40	20	1.59E-10	20	0	0.00E+00	0.00		
0:00	<0.2	<0.2	0	0	20	20	40	20	1.59E-10	20	0	0.00E+00	0.00		
0:00	<0.2	<0.2	0	0	20	20	40	20	1.59E-10	20	0	0.00E+00	0.00		
0:00	<0.2	<0.2	0	0	20	20	40	20	1.59E-10	20	0	0.00E+00	0.00		
0:00															

**TSC HABITABILITY RESULTS**  
(outside of TSC entrance door)

TIME	OPEN mREM/Hr	DOSE RATE mR/Hr	BETA mREM/Hr	PIC DOSE (mR)	FRISKER		SHIELDED FRISKER		PARTICULATE GROSS CPM	PARTICULATE NET CPM	PART uCi/cc	IODINE GROSS CPM	I2 NET CPM	I2 uCi/cc	DAC-HRS
					BKGD (CPM)	BKGD (CPM)									
7:45	<0.2	<0.2	0	0	20	20	60	20	1.59E-10	20	0	0.00E+00	0.00	0.00	0.00
8:15	<0.2	<0.2	0	0	20	20	60	20	1.59E-10	20	0	0.00E+00	0.00	0.00	0.00
8:30	<0.2	<0.2	0	0	20	20	60	20	1.59E-10	20	0	0.00E+00	0.00	0.00	0.00
8:45	<0.2	<0.2	0	0	20	20	60	20	1.59E-10	20	0	0.00E+00	0.00	0.00	0.00
9:00	<0.2	<0.2	0	0	20	20	60	20	1.59E-10	20	0	0.00E+00	0.00	0.00	0.00
9:15	<0.2	<0.2	0	0	20	20	60	20	1.59E-10	20	0	0.00E+00	0.00	0.00	0.00
9:30	<0.2	<0.2	0	0	20	20	60	20	1.59E-10	20	0	0.00E+00	0.00	0.00	0.00
9:45	<0.2	<0.2	0	0	20	20	60	20	1.59E-10	20	0	0.00E+00	0.00	0.00	0.00
10:00	<0.2	<0.2	0	0	20	20	60	20	1.59E-10	20	0	0.00E+00	0.00	0.00	0.00
10:15	<0.2	<0.2	0	0	20	20	60	20	1.59E-10	20	0	0.00E+00	0.00	0.00	0.00
10:30	<0.2	<0.2	0	0	20	20	60	20	1.59E-10	20	0	0.00E+00	0.00	0.00	0.00
10:45	<0.2	<0.2	0	0	20	20	60	20	1.59E-10	20	0	0.00E+00	0.00	0.00	0.00
11:00	<0.2	<0.2	0	0	20	20	60	20	1.59E-10	20	0	0.00E+00	0.00	0.00	0.00
11:15	<0.2	<0.2	0	0	20	20	60	20	1.59E-10	20	0	0.00E+00	0.00	0.00	0.00
11:15	<0.2	<0.2	0	0	20	20	60	20	1.59E-10	20	0	0.00E+00	0.00	0.00	0.00
11:30	<0.2	<0.2	0	0	20	20	60	20	1.59E-10	20	0	0.00E+00	0.00	0.00	0.00
11:45	<0.2	<0.2	0	0	20	20	60	20	1.59E-10	20	0	0.00E+00	0.00	0.00	0.00
12:00	<0.2	<0.2	0	0	20	20	60	20	1.59E-10	20	0	0.00E+00	0.00	0.00	0.00
12:15	<0.2	<0.2	0	0	20	20	60	20	1.59E-10	20	0	0.00E+00	0.00	0.00	0.00
12:30	<0.2	<0.2	0	0	20	20	60	20	1.59E-10	20	0	0.00E+00	0.00	0.00	0.00
12:45	<0.2	<0.2	0	0	20	20	60	20	1.59E-10	20	0	0.00E+00	0.00	0.00	0.00
13:00	<0.2	<0.2	0	0	20	20	60	20	1.59E-10	20	0	0.00E+00	0.00	0.00	0.00
13:15	<0.2	<0.2	0	0	20	20	60	20	1.59E-10	20	0	0.00E+00	0.00	0.00	0.00
13:30	<0.2	<0.2	0	0	20	20	60	20	1.59E-10	20	0	0.00E+00	0.00	0.00	0.00
13:45	<0.2	<0.2	0	0	20	20	60	20	1.59E-10	20	0	0.00E+00	0.00	0.00	0.00
14:00	<0.2	<0.2	0	0	20	20	60	20	1.59E-10	20	0	0.00E+00	0.00	0.00	0.00
14:15	<0.2	<0.2	0	0	20	20	60	20	1.59E-10	20	0	0.00E+00	0.00	0.00	0.00
15:15	<0.2	<0.2	0	0	20	20	60	20	1.59E-10	20	0	0.00E+00	0.00	0.00	0.00
15:30	<0.2	<0.2	0	0	20	20	60	20	1.59E-10	20	0	0.00E+00	0.00	0.00	0.00
0:00	<0.2	<0.2	0	0	20	20	60	20	1.59E-10	20	0	0.00E+00	0.00	0.00	0.00
0:00	<0.2	<0.2	0	0	20	20	60	20	1.59E-10	20	0	0.00E+00	0.00	0.00	0.00
0:00	<0.2	<0.2	0	0	20	20	60	20	1.59E-10	20	0	0.00E+00	0.00	0.00	0.00
0:00	<0.2	<0.2	0	0	20	20	60	20	1.59E-10	20	0	0.00E+00	0.00	0.00	0.00
0:00	<0.2	<0.2	0	0	20	20	60	20	1.59E-10	20	0	0.00E+00	0.00	0.00	0.00
0:00	<0.2	<0.2	0	0	20	20	60	20	1.59E-10	20	0	0.00E+00	0.00	0.00	0.00
0:00	<0.2	<0.2	0	0	20	20	60	20	1.59E-10	20	0	0.00E+00	0.00	0.00	0.00
0:00	<0.2	<0.2	0	0	20	20	60	20	1.59E-10	20	0	0.00E+00	0.00	0.00	0.00
0:00	<0.2	<0.2	0	0	20	20	60	20	1.59E-10	20	0	0.00E+00	0.00	0.00	0.00
0:00	<0.2	<0.2	0	0	20	20	60	20	1.59E-10	20	0	0.00E+00	0.00	0.00	0.00
0:00	<0.2	<0.2	0	0	20	20	60	20	1.59E-10	20	0	0.00E+00	0.00	0.00	0.00
0:00	<0.2	<0.2	0	0	20	20	60	20	1.59E-10	20	0	0.00E+00	0.00	0.00	0.00
0:00	<0.2	<0.2	0	0	20	20	60	20	1.59E-10	20	0	0.00E+00	0.00	0.00	0.00
0:00	<0.2	<0.2	0	0	20	20	60	20	1.59E-10	20	0	0.00E+00	0.00	0.00	0.00
0:00	<0.2	<0.2	0	0	20	20	60	20	1.59E-10	20	0	0.00E+00	0.00	0.00	0.00
0:00	<0.2	<0.2	0	0	20	20	60	20	1.59E-10	20	0	0.00E+00	0.00	0.00	0.00
0:00	<0.2	<0.2	0	0	20	20	60	20	1.59E-10	20	0	0.00E+00	0.00	0.00	0.00
0:00	<0.2	<0.2	0	0	20	20	60	20	1.59E-10	20	0	0.00E+00	0.00	0.00	0.00
0:00	<0.2	<0.2	0	0	20	20	60	20	1.59E-10	20	0	0.00E+00	0.00	0.00	0.00
0:00	<0.2	<0.2	0	0	20	20	60	20	1.59E-10	20	0	0.00E+00	0.00	0.00	0.00
0:00	<0.2	<0.2	0	0	20	20	60	20	1.59E-10	20	0	0.00E+00	0.00	0.00	0.00
0:00	<0.2	<0.2	0	0	20	20	60	20	1.59E-10	20	0	0.00E+00	0.00	0.00	0.00
0:00	<0.2	<0.2	0	0	20	20	60	20	1.59E-10	20	0	0.00E+00	0.00	0.00	0.00
0:00	<0.2	<0.2	0	0	20	20	60	20	1.59E-10	20	0	0.00E+00	0.00	0.00	0.00
0:00	<0.2	<0.2	0	0	20	20	60	20	1.59E-10	20	0	0.00E+00	0.00	0.00	0.00
0:00	<0.2	<0.2	0	0	20	20	60	20	1.59E-10	20	0	0.00E+00	0.00	0.00	0.00
0:00	<0.2	<0.2	0	0	20	20	60	20	1.59E-10	20	0	0.00E+00	0.00	0.00	0.00
0:00	<0.2	<0.2	0	0	20	20	60	20	1.59E-10	20	0	0.00E+00	0.00	0.00	0.00
0:00	<0.2	<0.2	0	0	20	20	60	20	1.59E-10	20	0	0.00E+00	0.00	0.00	0.00
0:00	<0.2	<0.2	0	0	20	20	60	20	1.59E-10	20	0	0.00E+00	0.00	0.00	0.00
0:00	<0.2	<0.2	0	0	20	20	60	20	1.59E-10	20	0	0.00E+00	0.00	0.00	0.00
0:00	<0.2	<0.2	0	0	20	20	60	20	1.59E-10	20	0	0.00E+00	0.00	0.00	0.00
0:00	<0.2	<0.2	0	0	20	20	60	20	1.59E-10	20	0	0.00E+00	0.00	0.00	0.00
0:00	<0.2	<0.2	0	0	20	20	60	20	1.59E-10	20	0	0.00E+00	0.00	0.00	0.00
0:00	<0.2	<0.2	0	0	20	20	60	20	1.59E-10	20	0	0.00E+00	0.00	0.00	0.00
0:00	<0.2	<0.2	0	0	20	20	60	20	1.59E-10	20	0	0.00E+00	0.00		

**SECURITY HABITABILITY RESULTS**  
(Inside of SECURITY entrance door)

TIME	RO-2 OPEN mREM/hr	RO-2 DOSE RATE mR / Hr	BETA mREM/hr	PIC DOSE (mR)	FRISKER BKGD (CPM)	SHIELDED FRISKER BKGD (CPM)	PARTICULATE GROSS CPM	PARTICULATE NET CPM	PART uCi/cc	IODINE GROSS CPM	I-2 NET CPM	I-2 uCi/cc	DACHRS
7:45	<0.2	<0.2	0	0	20	20	40	20	1.50E-10	20	0	0.00E+00	0.00
8:15	<0.2	<0.2	0	0	20	20	40	20	1.50E-10	20	0	0.00E+00	0.00
8:30	<0.2	<0.2	0	0	20	20	40	20	1.50E-10	20	0	0.00E+00	0.00
8:45	<0.2	<0.2	0	0	20	20	40	20	1.50E-10	20	0	0.00E+00	0.00
9:00	<0.2	<0.2	0	0	20	20	40	20	1.50E-10	20	0	0.00E+00	0.00
9:15	<0.2	<0.2	0	0	20	20	40	20	1.50E-10	20	0	0.00E+00	0.00
9:30	<0.2	<0.2	0	0	20	20	40	20	1.50E-10	20	0	0.00E+00	0.00
9:45	<0.2	<0.2	0	0	20	20	40	20	1.50E-10	20	0	0.00E+00	0.00
10:00	<0.2	<0.2	0	0	20	20	40	20	1.50E-10	20	0	0.00E+00	0.00
10:15	<0.2	<0.2	0	0	20	20	40	20	1.50E-10	20	0	0.00E+00	0.00
10:30	<0.2	<0.2	0	0	20	20	40	20	1.50E-10	20	0	0.00E+00	0.00
10:45	<0.2	<0.2	0	0	20	20	40	20	1.50E-10	20	0	0.00E+00	0.00
11:00	<0.2	<0.2	0	0	20	20	40	20	1.50E-10	20	0	0.00E+00	0.00
11:15	<0.2	<0.2	0	0	20	20	40	20	1.50E-10	20	0	0.00E+00	0.00
11:15	<0.2	<0.2	0	0	20	20	40	20	1.50E-10	20	0	0.00E+00	0.00
11:24	<0.2	<0.2	0	0	20	20	40	20	1.50E-10	20	0	0.00E+00	0.00
11:28	<0.2	<0.2	0	0	20	20	40	20	1.50E-10	20	0	0.00E+00	0.00
11:31	<0.2	<0.2	0	0	20	20	40	20	1.50E-10	20	0	0.00E+00	0.00
11:33	<0.2	<0.2	0	0	20	20	40	20	1.50E-10	20	0	0.00E+00	0.00
11:36	<0.2	<0.2	0	0	20	20	40	20	1.50E-10	20	0	0.00E+00	0.00
11:38	<0.2	<0.2	0	0	20	20	40	20	1.50E-10	20	0	0.00E+00	0.00
11:43	<0.2	<0.2	0	0	20	20	40	20	1.50E-10	20	0	0.00E+00	0.00
11:48	<0.2	<0.2	0	0	20	20	40	20	1.50E-10	20	0	0.00E+00	0.00
11:50	<0.2	<0.2	0	0	20	20	40	20	1.50E-10	20	0	0.00E+00	0.00
11:51	<0.2	<0.2	0	0	20	20	40	20	1.50E-10	20	0	0.00E+00	0.00
11:53	<0.2	<0.2	0	0	20	20	40	20	1.50E-10	20	0	0.00E+00	0.00
12:00	<0.2	<0.2	0	0	20	20	40	20	1.50E-10	20	0	0.00E+00	0.00
12:15	<0.2	<0.2	0	0	20	20	40	20	1.50E-10	20	0	0.00E+00	0.00
12:30	<0.2	<0.2	0	0	20	20	40	20	1.50E-10	20	0	0.00E+00	0.00
12:45	<0.2	<0.2	0	0	20	20	40	20	1.50E-10	20	0	0.00E+00	0.00
13:00	<0.2	<0.2	0	0	20	20	40	20	1.50E-10	20	0	0.00E+00	0.00
13:15	<0.2	<0.2	0	0	20	20	40	20	1.50E-10	20	0	0.00E+00	0.00
13:30	<0.2	<0.2	0	0	20	20	40	20	1.50E-10	20	0	0.00E+00	0.00
13:45	<0.2	<0.2	0	0	20	20	40	20	1.50E-10	20	0	0.00E+00	0.00
14:00	<0.2	<0.2	0	0	20	20	40	20	1.50E-10	20	0	0.00E+00	0.00
14:15	<0.2	<0.2	0	0	20	20	40	20	1.50E-10	20	0	0.00E+00	0.00
14:30	<0.2	<0.2	0	0	20	20	40	20	1.50E-10	20	0	0.00E+00	0.00
14:45	<0.2	<0.2	0	0	20	20	40	20	1.50E-10	20	0	0.00E+00	0.00
15:15	<0.2	<0.2	0	0	20	20	40	20	1.50E-10	20	0	0.00E+00	0.00
15:30	<0.2	<0.2	0	0	20	20	40	20	1.50E-10	20	0	0.00E+00	0.00
0:00	<0.2	<0.2	0	0	20	20	40	20	1.50E-10	20	0	0.00E+00	0.00
0:00	<0.2	<0.2	0	0	20	20	40	20	1.50E-10	20	0	0.00E+00	0.00
0:00	<0.2	<0.2	0	0	20	20	40	20	1.50E-10	20	0	0.00E+00	0.00

CZL

**SECURITY HABITABILITY RESULTS**  
(outside of SECURITY entrance door)

	OPEN mREM/Hr	DOSE RATE mR / Hr	BETA mREM/Hr	PIC DOSE (mR)	FRISKER BKGD (CPM)	SHIELDED FRISKER BKGD (CPM)	PARTICULATE GROSS CPM	PARTICULATE NET CPM	PART uCi/cc	IODINE GROSS CPM	I-2 NET CPM	I-2 uCi/cc	DAC-HRS
7:45	<0.2	<0.2	0	0	20	20	60	20	1.59E-10	20	0	0.00E+00	0.00
8:15	<0.2	<0.2	0	0	20	20	60	20	1.59E-10	20	0	0.00E+00	0.00
8:30	<0.2	<0.2	0	0	20	20	60	20	1.59E-10	20	0	0.00E+00	0.00
8:45	<0.2	<0.2	0	0	20	20	60	20	1.59E-10	20	0	0.00E+00	0.00
9:00	<0.2	<0.2	0	0	20	20	60	20	1.59E-10	20	0	0.00E+00	0.00
9:15	<0.2	<0.2	0	0	20	20	60	20	1.59E-10	20	0	0.00E+00	0.00
9:30	<0.2	<0.2	0	0	20	20	60	20	1.59E-10	20	0	0.00E+00	0.00
9:45	<0.2	<0.2	0	0	20	20	60	20	1.59E-10	20	0	0.00E+00	0.00
10:00	<0.2	<0.2	0	0	20	20	60	20	1.59E-10	20	0	0.00E+00	0.00
10:15	<0.2	<0.2	0	0	20	20	60	20	1.59E-10	20	0	0.00E+00	0.00
10:30	<0.2	<0.2	0	0	20	20	60	20	1.59E-10	20	0	0.00E+00	0.00
10:45	<0.2	<0.2	0	0	20	20	60	20	1.59E-10	20	0	0.00E+00	0.00
11:00	<0.2	<0.2	0	0	20	20	60	20	1.59E-10	20	0	0.00E+00	0.00
11:15	<0.2	<0.2	0	0	20	20	60	20	1.59E-10	20	0	0.00E+00	0.00
11:15	<0.2	<0.2	0	0	20	20	60	20	1.59E-10	20	0	0.00E+00	0.00
11:24	<0.2	<0.2	0	0	20	20	60	20	1.59E-10	20	0	0.00E+00	0.00
11:28	<0.2	<0.2	0	0	20	20	60	20	1.59E-10	20	0	0.00E+00	0.00
11:31	<0.2	<0.2	0	0	20	20	60	20	1.59E-10	20	0	0.00E+00	0.00
11:33	<0.2	<0.2	0	0	20	20	60	20	1.59E-10	20	0	0.00E+00	0.00
11:38	<0.2	<0.2	0	0	20	20	60	20	1.59E-10	20	0	0.00E+00	0.00
11:38	<0.2	<0.2	0	0	20	20	60	20	1.59E-10	20	0	0.00E+00	0.00
11:43	<0.2	<0.2	0	0	20	20	60	20	1.59E-10	20	0	0.00E+00	0.00
11:48	<0.2	<0.2	0	0	20	20	60	20	1.59E-10	20	0	0.00E+00	0.00
11:50	<0.2	<0.2	0	0	20	20	60	20	1.59E-10	20	0	0.00E+00	0.00
11:51	<0.2	<0.2	0	0	20	20	60	20	1.59E-10	20	0	0.00E+00	0.00
11:53	<0.2	<0.2	0	0	20	20	60	20	1.59E-10	20	0	0.00E+00	0.00
12:00	<0.2	<0.2	0	0	20	20	60	20	1.59E-10	20	0	0.00E+00	0.00
12:15	<0.2	<0.2	0	0	20	20	60	20	1.59E-10	20	0	0.00E+00	0.00
12:30	<0.2	<0.2	0	0	20	20	60	20	1.59E-10	20	0	0.00E+00	0.00
12:45	<0.2	<0.2	0	0	20	20	60	20	1.59E-10	20	0	0.00E+00	0.00
13:00	<0.2	<0.2	0	0	20	20	60	20	1.59E-10	20	0	0.00E+00	0.00
13:15	<0.2	<0.2	0	0	20	20	60	20	1.59E-10	20	0	0.00E+00	0.00
13:30	<0.2	<0.2	0	0	20	20	60	20	1.59E-10	20	0	0.00E+00	0.00
13:45	<0.2	<0.2	0	0	20	20	60	20	1.59E-10	20	0	0.00E+00	0.00
14:00	<0.2	<0.2	0	0	20	20	60	20	1.59E-10	20	0	0.00E+00	0.00
14:15	<0.2	<0.2	0	0	20	20	60	20	1.59E-10	20	0	0.00E+00	0.00
14:30	<0.2	<0.2	0	0	20	20	60	20	1.59E-10	20	0	0.00E+00	0.00
14:45	<0.2	<0.2	0	0	20	20	60	20	1.59E-10	20	0	0.00E+00	0.00
15:15	<0.2	<0.2	0	0	20	20	60	20	1.59E-10	20	0	0.00E+00	0.00
15:30	<0.2	<0.2	0	0	20	20	60	20	1.59E-10	20	0	0.00E+00	0.00
0:00	<0.2	<0.2	0	0	20	20	60	20	1.59E-10	20	0	0.00E+00	0.00
0:00	<0.2	<0.2	0	0	20	20	60	20	1.59E-10	20	0	0.00E+00	0.00
0:00	<0.2	<0.2	0	0	0	0	60	20	1.59E-10	20	0	0.00E+00	0.00

EOF HABITABILITY RESULTS  
(inside of EOF entrance door)

TIME	RO-2 OPEN mREM/hr	RO-2 DOSE RATE mR / Hr	BETA mREM/hr	PIC DOSE (mR)	FRISKER BKGD (CPM)	SHIELDED FRISKER BKGD (CPM)	PARTICULATE GROSS CPM	PARTICULATE NET CPM	PART uCi/cc	IODINE GROSS CPM	I2 NET CPM	I2 uCi/cc	DAC-HRS
7:45	<0.2	<0.2	0	0	20	20	40	20	1.59E-10	20	0	0.00E+00	0.00
8:15	<0.2	<0.2	0	0	20	20	40	20	1.59E-10	20	0	0.00E+00	0.00
8:30	<0.2	<0.2	0	0	20	20	40	20	1.59E-10	20	0	0.00E+00	0.00
8:45	<0.2	<0.2	0	0	20	20	40	20	1.59E-10	20	0	0.00E+00	0.00
9:00	<0.2	<0.2	0	0	20	20	40	20	1.59E-10	20	0	0.00E+00	0.00
9:15	<0.2	<0.2	0	0	20	20	40	20	1.59E-10	20	0	0.00E+00	0.00
9:30	<0.2	<0.2	0	0	20	20	40	20	1.59E-10	20	0	0.00E+00	0.00
9:45	<0.2	<0.2	0	0	20	20	40	20	1.59E-10	20	0	0.00E+00	0.00
10:00	<0.2	<0.2	0	0	20	20	40	20	1.59E-10	20	0	0.00E+00	0.00
10:15	<0.2	<0.2	0	0	20	20	40	20	1.59E-10	20	0	0.00E+00	0.00
10:30	<0.2	<0.2	0	0	20	20	40	20	1.59E-10	20	0	0.00E+00	0.00
10:45	<0.2	<0.2	0	0	20	20	40	20	1.59E-10	20	0	0.00E+00	0.00
11:00	<0.2	<0.2	0	0	20	20	40	20	1.59E-10	20	0	0.00E+00	0.00
11:15	<0.2	<0.2	0	0	20	20	40	20	1.59E-10	20	0	0.00E+00	0.00
11:30	<0.2	<0.2	0	0	20	20	40	20	1.59E-10	20	0	0.00E+00	0.00
11:45	<0.2	<0.2	0	0	20	20	40	20	1.59E-10	20	0	0.00E+00	0.00
12:00	<0.2	<0.2	0	0	20	20	40	20	1.59E-10	20	0	0.00E+00	0.00
12:12	<0.2	<0.2	0	0	20	20	40	20	1.59E-10	20	0	0.00E+00	0.00
12:13	<0.2	<0.2	0	0	20	20	40	20	1.59E-10	20	0	0.00E+00	0.00
12:16	<0.2	<0.2	0	0	20	20	40	20	1.59E-10	20	0	0.00E+00	0.00
12:18	<0.2	<0.2	0	0	20	20	40	20	1.59E-10	20	0	0.00E+00	0.00
12:21	<0.2	<0.2	0	0	20	20	40	20	1.59E-10	20	0	0.00E+00	0.00
12:23	<0.2	<0.2	0	0	20	20	40	20	1.59E-10	20	0	0.00E+00	0.00
12:28	<0.2	<0.2	0	0	20	20	40	20	1.59E-10	20	0	0.00E+00	0.00
12:33	<0.2	<0.2	0	0	20	20	40	20	1.59E-10	20	0	0.00E+00	0.00
12:35	<0.2	<0.2	0	0	20	20	40	20	1.59E-10	20	0	0.00E+00	0.00
12:36	<0.2	<0.2	0	0	20	20	40	20	1.59E-10	20	0	0.00E+00	0.00
12:38	<0.2	<0.2	0	0	20	20	40	20	1.59E-10	20	0	0.00E+00	0.00
12:45	<0.2	<0.2	0	0	20	20	40	20	1.59E-10	20	0	0.00E+00	0.00
13:00	<0.2	<0.2	0	0	20	20	40	20	1.59E-10	20	0	0.00E+00	0.00
13:15	<0.2	<0.2	0	0	20	20	40	20	1.59E-10	20	0	0.00E+00	0.00
13:30	<0.2	<0.2	0	0	20	20	40	20	1.59E-10	20	0	0.00E+00	0.00
13:45	<0.2	<0.2	0	0	20	20	40	20	1.59E-10	20	0	0.00E+00	0.00
14:00	<0.2	<0.2	0	0	20	20	40	20	1.59E-10	20	0	0.00E+00	0.00
14:15	<0.2	<0.2	0	0	20	20	40	20	1.59E-10	20	0	0.00E+00	0.00
14:30	<0.2	<0.2	0	0	20	20	40	20	1.59E-10	20	0	0.00E+00	0.00
14:45	<0.2	<0.2	0	0	20	20	40	20	1.59E-10	20	0	0.00E+00	0.00
15:00	<0.2	<0.2	0	0	20	20	40	20	1.59E-10	20	0	0.00E+00	0.00
15:15	<0.2	<0.2	0	0	20	20	40	20	1.59E-10	20	0	0.00E+00	0.00
15:30	<0.2	<0.2	0	0	20	20	40	20	1.59E-10	20	0	0.00E+00	0.00
16:12	<0.2	<0.2	0	0	20	20	40	20	1.59E-10	20	0	0.00E+00	0.00
16:15	<0.2	<0.2	0	0	20	20	40	20	1.59E-10	20	0	0.00E+00	0.00
0:00	<0.2	<0.2	0	0	20	20	40	20	1.59E-10	20	0	0.00E+00	0.00

EOF HABITABILITY RESULTS  
(outside of EOF entrance door)

	OPEN mREM/hr	DOSE RATE mR / hr	BETA mREM/hr	PIG DOSE (mR)	FRISKER BKGD (CPM)	SHIELDED FRISKER BKGD (CPM)	PARTICULATE GROSS CPM	PARTICULATE NET CPM	PART uCi/cc	IODINE GROSS CPM	I2 NET CPM	I2 uCi/cc	DAC-HRS
7:45	<0.2	<0.2	0	0	20	20	60	20	1.59E-10	20	0	0.00E+00	0.00
8:15	<0.2	<0.2	0	0	20	20	60	20	1.59E-10	20	0	0.00E+00	0.00
8:30	<0.2	<0.2	0	0	20	20	60	20	1.59E-10	20	0	0.00E+00	0.00
8:45	<0.2	<0.2	0	0	20	20	60	20	1.59E-10	20	0	0.00E+00	0.00
9:00	<0.2	<0.2	0	0	20	20	60	20	1.59E-10	20	0	0.00E+00	0.00
9:15	<0.2	<0.2	0	0	20	20	60	20	1.59E-10	20	0	0.00E+00	0.00
9:30	<0.2	<0.2	0	0	20	20	60	20	1.59E-10	20	0	0.00E+00	0.00
9:45	<0.2	<0.2	0	0	20	20	60	20	1.59E-10	20	0	0.00E+00	0.00
10:00	<0.2	<0.2	0	0	20	20	60	20	1.59E-10	20	0	0.00E+00	0.00
10:15	<0.2	<0.2	0	0	20	20	60	20	1.59E-10	20	0	0.00E+00	0.00
10:30	<0.2	<0.2	0	0	20	20	60	20	1.59E-10	20	0	0.00E+00	0.00
10:45	<0.2	<0.2	0	0	20	20	60	20	1.59E-10	20	0	0.00E+00	0.00
11:00	<0.2	<0.2	0	0	20	20	60	20	1.59E-10	20	0	0.00E+00	0.00
11:15	<0.2	<0.2	0	0	20	20	60	20	1.59E-10	20	0	0.00E+00	0.00
11:30	<0.2	<0.2	0	0	20	20	60	20	1.59E-10	20	0	0.00E+00	0.00
11:45	<0.2	<0.2	0	0	20	20	60	20	1.59E-10	20	0	0.00E+00	0.00
12:00	<0.2	<0.2	0	0	20	20	60	20	1.59E-10	20	0	0.00E+00	0.00
12:12	<0.2	<0.2	0	0	20	20	60	20	1.59E-10	20	0	0.00E+00	0.00
12:13	<0.2	<0.2	0	0	20	20	60	20	1.59E-10	20	0	0.00E+00	0.00
12:16	<0.2	<0.2	0	0	20	20	60	20	1.59E-10	20	0	0.00E+00	0.00
12:18	<0.2	<0.2	0	0	20	20	60	20	1.59E-10	20	0	0.00E+00	0.00
12:21	<0.2	<0.2	0	0	20	20	60	20	1.59E-10	20	0	0.00E+00	0.00
12:23	<0.2	<0.2	0	0	20	20	60	20	1.59E-10	20	0	0.00E+00	0.00
12:28	<0.2	<0.2	0	0	20	20	60	20	1.59E-10	20	0	0.00E+00	0.00
12:33	<0.2	<0.2	0	0	20	20	60	20	1.59E-10	20	0	0.00E+00	0.00
12:35	<0.2	<0.2	0	0	20	20	60	20	1.59E-10	20	0	0.00E+00	0.00
12:36	<0.2	<0.2	0	0	20	20	60	20	1.59E-10	20	0	0.00E+00	0.00
12:38	<0.2	<0.2	0	0	20	20	60	20	1.59E-10	20	0	0.00E+00	0.00
12:45	<0.2	<0.2	0	0	20	20	60	20	1.59E-10	20	0	0.00E+00	0.00
13:00	<0.2	<0.2	0	0	20	20	60	20	1.59E-10	20	0	0.00E+00	0.00
13:15	<0.2	<0.2	0	0	20	20	60	20	1.59E-10	20	0	0.00E+00	0.00
13:30	<0.2	<0.2	0	0	20	20	60	20	1.59E-10	20	0	0.00E+00	0.00
13:45	<0.2	<0.2	0	0	20	20	60	20	1.59E-10	20	0	0.00E+00	0.00
14:00	<0.2	<0.2	0	0	20	20	60	20	1.59E-10	20	0	0.00E+00	0.00
14:15	<0.2	<0.2	0	0	20	20	60	20	1.59E-10	20	0	0.00E+00	0.00
14:30	<0.2	<0.2	0	0	20	20	60	20	1.59E-10	20	0	0.00E+00	0.00
14:45	<0.2	<0.2	0	0	20	20	60	20	1.59E-10	20	0	0.00E+00	0.00
15:00	<0.2	<0.2	0	0	20	20	60	20	1.59E-10	20	0	0.00E+00	0.00
15:15	<0.2	<0.2	0	0	20	20	60	20	1.59E-10	20	0	0.00E+00	0.00
15:30	<0.2	<0.2	0	0	20	20	60	20	1.59E-10	20	0	0.00E+00	0.00
16:12	<0.2	<0.2	0	0	20	20	60	20	1.59E-10	20	0	0.00E+00	0.00
16:15	0.00	0.00	0	0	20	20	60	20	1.59E-10	20	0	0.00E+00	0.00
0:00	0.00	0.00	0	0	0	0	60	20	1.59E-10	20	0	0.00E+00	0.00



# OPERATIONS DATA (Page 1 of 2)

TIME (RELATIVE)		0:00	0:30	1:00	1:30	2:00	2:30	3:00	3:30	4:00	4:30	5:00	5:30	6:00	6:30	7:00	7:30	8:00	8:30	9:00	9:30	10:00	10:30	11:00	11:30	12:00
Actual (HR:Min) AM		7:45	8:30	9:15	10:00	10:45	11:30	12:15	13:00	13:45	14:30	15:15	16:00	16:45	17:30	18:15	19:00	19:45	20:30	21:15	22:00	22:45	23:30	00:15	01:00	01:45
Actual (HR:Min) PM		11:45	12:30	13:15	14:00	14:45	15:30	16:15	17:00	17:45	18:30	19:15	20:00	20:45	21:30	22:15	23:00	23:45	00:30	01:15	02:00	02:45	03:30	04:15	05:00	05:45
REACTOR PWR	(%)	101	101	101	101	101	101	0	0	0	0	0	0	0	0	0	0	0	0	0	0	0	0	0	0	0
RCS LVL (Loop 1) BG LI-53A/54A	(MM)	123	123	123	123	123	123	123	123	123	123	123	123	123	123	123	123	123	123	123	123	123	123	123	123	123
WR PRESS	(PSIA)	2284	2284	2284	2284	2284	2284	2315	2298	2298	2282	1515	1528	1486	1486	1486	1486	1486	1486	1486	1486	1486	1486	1486	1486	1486
PZR PRESS	(PSIA)	2234	2234	2234	2234	2234	2234	2267	2250	2250	2234	1963	1962	1962	1962	1962	1962	1962	1962	1962	1962	1962	1962	1962	1962	1962
PZR LEVEL	(%)	57	57	57	57	57	57	33	28	29	28	0	0	0	0	0	0	0	0	0	0	0	0	0	0	0
RCS TEMP	(deg. F)																									
LOOP T-HOT	(deg. F)	617	617	617	617	617	617	580	569	569	558	556	554	551	549	540	512	479	480							
LOOP T-COLD	(deg. F)	565	565	565	565	565	565	568	568	568	557	555	553	551	550	540	512	477	459							
4 LOOP TANG	(deg. F)	586	586	586	586	586	586	569	559	559	556	554	551	550	540	530	530	530	530							
EXIT THERMOCOUPLE TEMP	(deg. F)	629	629	629	629	629	629	629	629	629	629	629	629	629	629	629	629	629	629							
MAX LP FLOW	(%)	8814.5	8814.5	8814.5	8814.5	8814.5	8814.5	9756.9	9768.5	9768.5	9777.0	9082.9	10168.7	10202.8	10193.6	10167.3	10349.9	11805.0	11805.0							
BORON CONC	(PPM)	11	11	11	11	11	11	11	11	11	11	179	449	696	916	1115	1336	1583	1725							
MAIN STEAM FLOW																										
SG 1 STM FLW	(MLBHR)	4	4	4	4	4	4	0	0	0	0	0	0	0	0	0	0	0	0							
SG 2 STM FLW	(MLBHR)	4	4	4	4	4	4	0	0	0	0	0	0	0	0	0	0	0	0							
SG 3 STM FLW	(MLBHR)	4	4	4	4	4	4	0	0	0	0	0	0	0	0	0	0	0	0							
SG 4 STM FLW	(MLBHR)	4	4	4	4	4	4	0	0	0	0	0	0	0	0	0	0	0	0							
SG LEVEL																										
SG 1 LVL NR	(%)	50.0	50.0	50.0	50.0	50.0	50.0	0.0	28.8	44.3	44.9	47.3	48.7	46.9	45.4	35.3	33.5	45.3	52.8							
SG 2 LVL NR	(%)	50.0	50.0	50.0	50.0	50.0	50.0	0.0	34.0	37.4	33.2	41.5	40.8	53.4	48.7	38.4	36.4	47.5	52.2							
SG 3 LVL NR	(%)	50.0	50.0	50.0	50.0	50.0	50.0	0.0	38.8	40.7	33.5	40.3	47.1	55.9	55.3	45.6	42.4	47.8	46.7							
SG 4 LVL NR	(%)	50.0	50.0	50.0	50.0	50.0	50.0	0.0	29.0	44.7	39.5	45.2	50.9	51.9	54.5	48.8	47.0	43.5	37.1							
SG 1 LVL WR	(%)	63.1	63.1	63.1	63.1	63.1	63.1	54.3	58.8	62.1	62.2	62.6	63.0	62.6	62.3	60.7	60.6	63.8	68.0							
SG 2 LVL WR	(%)	63.1	63.1	63.1	63.1	63.1	63.1	54.2	60.5	61.0	60.4	61.7	63.0	63.6	63.0	60.9	60.9	64.2	68.9							
SG 3 LVL WR	(%)	63.1	63.1	63.1	63.1	63.1	63.1	54.3	61.3	61.6	60.4	61.5	62.6	64.0	63.9	62.4	62.1	64.1	64.9							
SG 4 LVL WR	(%)	63.1	63.1	63.1	63.1	63.1	63.1	53.8	58.7	62.2	61.4	62.3	63.2	63.4	63.8	62.9	63.4	63.3								
SG 1 PRESS	(PSIA)	940.1	940.1	940.1	940.1	940.1	940.1	1084.4	1084.5	1081.2	1077.6	1062.8	1048.0	1023.4	1012.4	927.8	729.8	555.6	453.6							
SG 2 PRESS	(PSIA)	940.2	940.2	940.2	940.2	940.2	940.2	1084.4	1084.5	1081.2	1077.6	1062.8	1048.0	1023.4	1012.4	927.8	729.8	555.6	453.6							
SG 3 PRESS	(PSIA)	940.1	940.1	940.1	940.1	940.1	940.1	1084.4	1084.5	1081.2	1077.6	1062.8	1048.0	1023.4	1012.4	927.8	729.8	555.6	453.6							
SG 4 PRESS	(PSIA)	940.0	940.0	940.0	940.0	940.0	940.0	1084.4	1084.5	1081.2	1077.6	1062.8	1048.0	1023.4	1012.4	927.8	729.8	555.6	453.6							
CONT PRESS	(PSIG)	0.2	0.2	0.2	0.2	0.2	0.2	0.3	0.4	0.4	0.4	2.1	3.9	4.6	5.4	6.1	6.6	6.8	7.4							
CONT TEMP	(deg. F)	83.1	83.1	83.1	83.1	83.1	83.1	84.4	88.5	88.7	90.3	112.8	135.3	143.1	150.3	156.3	160.2	162.3	165.0							
CONT HUMIDITY	(%)	57.1	57.1	57.1	57.1	57.1	57.1	55.5	50.3	48.9	45.9	100.0	100.0	100.0	100.0	100.0	100.0	100.0	100.0							
CONT H2 CONC	(% vol.)	0.0	0.0	0.0	0.0	0.0	0.0	0.0	0.0	0.0	0.0	0.0	0.0	0.0	0.0	0.0	0.0	0.0	0.0							
CONT SUMP LVL (RECIRC)	(ELEV.)	5.4	5.4	5.4	5.4	5.4	5.4	5.4	5.4	5.4	5.4	5.4	5.4	5.4	5.4	19.1	95.9	97.5	98.9	100.5						
ACCUM A LVL	(%)	56.4	56.4	56.4	56.4	56.4	56.4	56.4	56.4	56.4	56.4	56.4	56.4	56.4	56.4	56.4	56.4	56.4	56.4							
ACCUM B LVL	(%)	56.4	56.4	56.4	56.4	56.4	56.4	56.4	56.4	56.4	56.4	56.4	56.4	56.4	56.4	56.4	56.4	56.4	56.4							
ACCUM C LVL	(%)	56.4	56.4	56.4	56.4	56.4	56.4	56.4	56.4	56.4	56.4	56.4	56.4	56.4	56.4	56.4	56.4	56.4	56.4							
ACCUM D LVL	(%)	56.4	56.4	56.4	56.4	56.4	56.4	56.4	56.4	56.4	56.4	56.4	56.4	56.4	56.4	56.4	56.4	56.4	56.4							
ACCUM A PRS	(PSIA)	623.5	623.5	623.5	623.5	623.5	623.5	623.5	623.5	623.5	623.5	621.6	619.9	619.2	618.4	617.6	617.1	616.9	616.4							
ACCUM B PRS	(PSIA)	623.5	623.5	623.5	623.5	623.5	623.5	623.5	623.5	623.5	623.5	621.6	619.9	619.2	618.4	617.6	617.1	616.9	616.4							
ACCUM C PRS	(PSIA)	623.5	623.5	623.5	623.5	623.5	623.5	623.5	623.5	623.5	623.5	621.6	619.9	619.2	618.4	617.6	617.1	616.9	616.4							
ACCUM D PRS	(PSIA)	623.5	623.5	623.5	623.5	623.5	623.5	623.5	623.5	623.5	623.5	621.6	619.9	619.2	618.4	617.6	617.1	616.9	616.4							
RWST LEVEL	(%)	98	98	98	98	98	98	98	98	98	98	98	94	82	90	88	85	81	78							
SG A AFW FLW	(MLBHR)	4	4	4	4	4	4	0	0	0	0	0	0	0	0	0	0	0	0							
SG B AFW FLW	(MLBHR)	4	4	4	4	4	4	0	0	0	0	0	0	0	0	0	0	0	0							
SG C AFW FLW	(MLBHR)	4	4	4	4	4	4	0	0	0	0	0	0	0	0	0	0	0	0							
SG D AFW FLW	(MLBHR)	4	4	4	4	4	4	0	0	0	0	0	0	0	0	0	0	0	0							
OST LEVEL	(%)	78	78	78	78	78	78	78	75	73	72	71	70	69	68	67	65	64								
TOT SI FLOW	(GPM)	0	0	0	0	0	0	0	0	0	0	115	77	177	172	323	345	486	253							
TOT CCP FLOW	(GPM)	0	0	0	0	0	0	0	0	0	0	437	435	390	390	416	415	455	391							
TOT RWIR FLOW	(GPM)	0	0	0	0	0	0	0	0	0	0	0	0	0	0	0	0	0	0							
TOT SPRY FLW	(GPM)	0	0	0	0	0	0	0	0	0	0	0	0	0	0	0	0	0	0							
LET DOWN FLOW	(GPM)	124	124	124	124	124	124	125	125	125	124	0	0	0	0	0	0	0	0							
UNIT VENT FLOW	(CFM)	36900	36900	36900	36900	36900	36900	36900	36900	44100	44100	7500	7500	7500	7500	8800	8800	8800	8800							
RAD WASTE VENT FLOW	(CFM)	12500	12500	0	0	0	0	0	0	0	0	0	0	0	0	0	0	0	0							

# OPERATIONS DATA (Page 2 of 2)

TIME (RELATIVE)		4:15	4:30	4:45	5:00	5:15	5:30	5:45	6:00	6:15	6:30	6:45	7:00
Actual (H:MM) AM		12:15	12:30	12:45	13:00	13:15	13:30	13:45	14:00	14:15	14:30	14:45	15:00
Actual (H:MM) PM		16:15	16:30	16:45	17:00	17:15	17:30	17:45	18:00	18:15	18:30	18:45	19:00
REACTOR PWR (%)		0	0	0	0	0	0	0	0	0	0	0	0
RCS LVL (Loop 1) BB LI-55A / 54A	HWG	13	19	22	23	25	28	30	36	36	36	36	36
WR PRESS (PSIA)		308	197	158	134	113	99	91	86	86	86	86	86
PZR PRESS (PSIA)		1092	1092	1092	1092	1092	1092	1092	1092	1092	1092	1092	1092
PZR LEVEL (%)		0	0	0	0	0	0	0	0	0	0	0	0
RCS TEMP (deg. F)													
LOOP T-HOT (deg. F)		426	368	367	353	339	330	322	319	319	319	319	319
LOOP T-COLD (deg. F)		369	354	323	303	247	296	227	241	241	241	241	241
4 LOOP TAVG (deg. F)		530	530	530	530	530	530	530	530	530	530	530	530
EXT THERMOCOUPLE TEMP (deg. F)		629	629	629	629	629	629	629	629	629	629	629	629
MAX LP FLOW (%)		159.3	196.1	180.3	98.3	34.8	933.0	16.7	264.3	264.3	264.3	264.3	264.3
BORON CONC (PPM)		1892	2159	2315	2393	2426	2436	2443	2447	2447	2447	2447	2447
MAIN STEAM FLOW													
SG 1 STM FLW (MLBHR)		0	0	0	0	0	0	0	0	0	0	0	0
SG 2 STM FLW (MLBHR)		0	0	0	0	0	0	0	0	0	0	0	0
SG 3 STM FLW (MLBHR)		0	0	0	0	0	0	0	0	0	0	0	0
SG 4 STM FLW (MLBHR)		0	0	0	0	0	0	0	0	0	0	0	0
SG LEVEL													
SG 1 LVL NR (%)		56.8	52.6	44.7	39.5	36.5	38.3	38.0	34.7	34.7	34.7	34.7	34.7
SG 2 LVL NR (%)		54.5	42.8	33.1	33.2	40.7	46.6	51.8	58.1	58.1	58.1	58.1	58.1
SG 3 LVL NR (%)		40.2	38.5	38.6	37.0	40.0	43.0	45.9	48.5	48.5	48.5	48.5	48.5
SG 4 LVL NR (%)		44.4	57.5	67.0	70.6	67.5	67.3	66.5	64.8	64.8	64.8	64.8	64.8
SG 1 LVL WR (%)		67.9	67.9	67.3	67.0	68.9	67.2	67.5	67.5	67.5	67.5	67.5	67.5
SG 2 LVL WR (%)		67.2	68.2	68.3	68.0	67.7	69.2	70.5	71.6	71.6	71.6	71.6	71.6
SG 3 LVL WR (%)		64.8	65.5	66.2	66.6	67.6	68.6	69.4	70.2	70.2	70.2	70.2	70.2
SG 4 LVL WR (%)		65.8	69.1	71.4	72.5	72.4	72.7	72.8	72.8	72.8	72.8	72.8	72.8
SG 1 PRESS (PSIA)		322.6	225.6	162.8	118.8	105.5	104.5	83.0	76.7	76.7	76.7	76.7	76.7
SG 2 PRESS (PSIA)		322.6	225.6	162.8	118.8	92.7	78.0	65.8	57.6	57.6	57.6	57.6	57.6
SG 3 PRESS (PSIA)		322.6	225.6	162.8	118.8	95.1	77.4	68.9	60.2	60.2	60.2	60.2	60.2
SG 4 PRESS (PSIA)		322.6	225.6	162.8	118.8	109.4	105.7	90.3	83.6	83.6	83.6	83.6	83.6
CONT PRESS (PSIG)		9.0	3.0	0.0	0.0	0.0	0.0	0.0	0.0	0.0	0.0	0.0	0.0
CONT TEMP (deg. F)		199.3	193.9	187.9	184.1	181.5	180.5	180.3	179.8	179.8	179.8	179.8	179.8
CONT HUMIDITY (%)		100.0	100.0	100.0	100.0	100.0	100.0	100.0	100.0	100.0	100.0	100.0	100.0
CONT H2 CONC (% vol.)		0.0	0.0	0.0	0.0	0.0	0.0	0.0	0.0	0.0	0.0	0.0	0.0
CONT SUMP LVL (RECIRC) ELEV.		111.7	111.7	111.7	111.7	113.6	114.4	114.1	113.5	113.5	113.5	113.5	113.5
ACCUM A LVL (%)		0.0	0.0	0.0	0.0	0.0	0.0	0.0	0.0	0.0	0.0	0.0	0.0
ACCUM B LVL (%)		56.4	56.4	56.4	56.4	56.4	56.4	56.4	56.4	56.4	56.4	56.4	56.4
ACCUM C LVL (%)		0.0	0.0	0.0	0.0	0.0	0.0	0.0	0.0	0.0	0.0	0.0	0.0
ACCUM D LVL (%)		56.4	56.4	56.4	56.4	56.4	56.4	56.4	56.4	56.4	56.4	56.4	56.4
ACCUM A PRS (PSIA)		339.6	193.2	153.1	128.5	105.9	92.8	83.6	79.6	79.6	79.6	79.6	79.6
ACCUM B PRS (PSIA)		614.8	620.8	623.9	624.9	625.8	628.1	625.3	625.2	625.2	625.2	625.2	625.2
ACCUM C PRS (PSIA)		339.6	193.5	152.8	128.5	107.3	94.3	85.3	81.3	81.3	81.3	81.3	81.3
ACCUM D PRS (PSIA)		614.8	620.8	623.9	624.9	625.8	628.1	625.3	625.2	625.2	625.2	625.2	625.2
RWST LEVEL (%)		74	69	69	46	34	32	32	32	32	32	32	32
SG A AFW FLW (MLBHR)		0	0	0	0	0	0	0	0	0	0	0	0
SG B AFW FLW (MLBHR)		0	0	0	0	0	0	0	0	0	0	0	0
SG C AFW FLW (MLBHR)		0	0	0	0	0	0	0	0	0	0	0	0
SG D AFW FLW (MLBHR)		0	0	0	0	0	0	0	0	0	0	0	0
CST LEVEL (%)		63	62	62	61	61	60	60	60	60	60	60	60
TOT SI FLOW (GPM)		670	687	703	712	721	788	788	788	788	788	788	788
TOT COP FLOW (GPM)		586	579	584	587	590	609	609	610	610	610	610	610
TOT RW FLOW (GPM)		0	666	1947	2096	2008	2168	2120	2230	2230	2230	2230	2230
TOT SPRY FLOW (GPM)		0	0	0	0	0	0	0	0	0	0	0	0
LET DOWN FLOW (GPM)		0	0	0	0	0	0	0	0	0	0	0	0
UNIT VENT FLOW (CFM)		8800	8800	8800	8800	8800	8800	8800	8800	8800	8800	8800	8800
RAD WASTE VENT FLOW (CFM)		0	0	0	0	0	0	0	0	0	0	0	0

# RCS RADIOCHEMISTRY (Page 1 of 2)

	0.0%	0.0%	0.0%	0.0%	0.0%	0.0%	0.0%	0.0%	0.0%	0.0%	0.0%	0.0%	0.0%	0.0%	0.0%	0.0%	0.0%
% FUEL DAMAGE	0.0000	0.0000	0.0000	0.0000	0.0000	0.0000	0.0000	0.0000	0.0000	0.0000	0.0000	0.0000	0.0000	0.0000	0.0000	0.0000	0.0000
% Cool Damage	0.0000	0.0000	0.0000	0.0000	0.0000	0.0000	0.0000	0.0000	0.0000	0.0000	0.0000	0.0000	0.0000	0.0000	0.0000	0.0000	0.0000
Time	0:00	0:00	0:00	0:00	0:00	0:00	0:00	0:00	0:00	0:00	0:00	0:00	0:00	0:00	0:00	0:00	0:00
Relative(HR:MM)	0:00	0:00	0:00	0:00	0:00	0:00	0:00	0:00	0:00	0:00	0:00	0:00	0:00	0:00	0:00	0:00	0:00
Actual(HR:MM) AM	0:00	0:00	0:00	0:00	0:00	0:00	0:00	0:00	0:00	0:00	0:00	0:00	0:00	0:00	0:00	0:00	0:00
Actual(HR:MM) PM	0:00	0:00	0:00	0:00	0:00	0:00	0:00	0:00	0:00	0:00	0:00	0:00	0:00	0:00	0:00	0:00	0:00
Time since RX Tap	0:00	0:00	0:00	0:00	0:00	0:00	0:00	0:00	0:00	0:00	0:00	0:00	0:00	0:00	0:00	0:00	0:00
Nuclide																	
Co-58	N/A	N/A	N/A	N/A	N/A	N/A	N/A	N/A	N/A	N/A	N/A	N/A	N/A	N/A	N/A	N/A	N/A
Co-59	5.43E-02	5.43E-02	5.43E-02	5.43E-02	5.43E-02	5.43E-02	5.43E-02	5.43E-02	5.43E-02	5.43E-02	5.43E-02	5.43E-02	5.43E-02	5.43E-02	5.43E-02	5.43E-02	5.43E-02
Co-60	1.42E-00	1.42E-00	1.42E-00	1.42E-00	1.42E-00	1.42E-00	1.42E-00	1.42E-00	1.42E-00	1.42E-00	1.42E-00	1.42E-00	1.42E-00	1.42E-00	1.42E-00	1.42E-00	1.42E-00
Co-61	2.75E-00	2.75E-00	2.75E-00	2.75E-00	2.75E-00	2.75E-00	2.75E-00	2.75E-00	2.75E-00	2.75E-00	2.75E-00	2.75E-00	2.75E-00	2.75E-00	2.75E-00	2.75E-00	2.75E-00
Co-62	3.87E-00	3.87E-00	3.87E-00	3.87E-00	3.87E-00	3.87E-00	3.87E-00	3.87E-00	3.87E-00	3.87E-00	3.87E-00	3.87E-00	3.87E-00	3.87E-00	3.87E-00	3.87E-00	3.87E-00
Co-63	N/A	N/A	N/A	N/A	N/A	N/A	N/A	N/A	N/A	N/A	N/A	N/A	N/A	N/A	N/A	N/A	N/A
Co-64	5.37E-02	5.37E-02	5.37E-02	5.37E-02	5.37E-02	5.37E-02	5.37E-02	5.37E-02	5.37E-02	5.37E-02	5.37E-02	5.37E-02	5.37E-02	5.37E-02	5.37E-02	5.37E-02	5.37E-02
Co-65	1.04E-01	1.04E-01	1.04E-01	1.04E-01	1.04E-01	1.04E-01	1.04E-01	1.04E-01	1.04E-01	1.04E-01	1.04E-01	1.04E-01	1.04E-01	1.04E-01	1.04E-01	1.04E-01	1.04E-01
Co-66	< 4.10E-01	< 4.10E-01	< 4.10E-01	< 4.10E-01	< 4.10E-01	< 4.10E-01	< 4.10E-01	< 4.10E-01	< 4.10E-01	< 4.10E-01	< 4.10E-01	< 4.10E-01	< 4.10E-01	< 4.10E-01	< 4.10E-01	< 4.10E-01	< 4.10E-01
Co-67	2.50E-00	2.50E-00	2.50E-00	2.50E-00	2.50E-00	2.50E-00	2.50E-00	2.50E-00	2.50E-00	2.50E-00	2.50E-00	2.50E-00	2.50E-00	2.50E-00	2.50E-00	2.50E-00	2.50E-00
Co-68	2.01E-00	2.01E-00	2.01E-00	2.01E-00	2.01E-00	2.01E-00	2.01E-00	2.01E-00	2.01E-00	2.01E-00	2.01E-00	2.01E-00	2.01E-00	2.01E-00	2.01E-00	2.01E-00	2.01E-00
Co-69	8.10E-00	8.10E-00	8.10E-00	8.10E-00	8.10E-00	8.10E-00	8.10E-00	8.10E-00	8.10E-00	8.10E-00	8.10E-00	8.10E-00	8.10E-00	8.10E-00	8.10E-00	8.10E-00	8.10E-00
Co-70	8.72E-00	8.72E-00	8.72E-00	8.72E-00	8.72E-00	8.72E-00	8.72E-00	8.72E-00	8.72E-00	8.72E-00	8.72E-00	8.72E-00	8.72E-00	8.72E-00	8.72E-00	8.72E-00	8.72E-00
Total Noble Gas	4.08E-01	4.08E-01	4.08E-01	4.08E-01	4.08E-01	4.08E-01	4.08E-01	4.08E-01	4.08E-01	4.08E-01	4.08E-01	4.08E-01	4.08E-01	4.08E-01	4.08E-01	4.08E-01	4.08E-01
Co-120	N/A	N/A	N/A	N/A	N/A	N/A	N/A	N/A	N/A	N/A	N/A	N/A	N/A	N/A	N/A	N/A	N/A
Co-121	4.03E-01	4.03E-01	4.03E-01	4.03E-01	4.03E-01	4.03E-01	4.03E-01	4.03E-01	4.03E-01	4.03E-01	4.03E-01	4.03E-01	4.03E-01	4.03E-01	4.03E-01	4.03E-01	4.03E-01
Co-122	5.83E-01	5.83E-01	5.83E-01	5.83E-01	5.83E-01	5.83E-01	5.83E-01	5.83E-01	5.83E-01	5.83E-01	5.83E-01	5.83E-01	5.83E-01	5.83E-01	5.83E-01	5.83E-01	5.83E-01
Co-123	8.30E-01	8.30E-01	8.30E-01	8.30E-01	8.30E-01	8.30E-01	8.30E-01	8.30E-01	8.30E-01	8.30E-01	8.30E-01	8.30E-01	8.30E-01	8.30E-01	8.30E-01	8.30E-01	8.30E-01
Co-124	9.15E-01	9.15E-01	9.15E-01	9.15E-01	9.15E-01	9.15E-01	9.15E-01	9.15E-01	9.15E-01	9.15E-01	9.15E-01	9.15E-01	9.15E-01	9.15E-01	9.15E-01	9.15E-01	9.15E-01
Co-125	7.79E-01	7.79E-01	7.79E-01	7.79E-01	7.79E-01	7.79E-01	7.79E-01	7.79E-01	7.79E-01	7.79E-01	7.79E-01	7.79E-01	7.79E-01	7.79E-01	7.79E-01	7.79E-01	7.79E-01
Total Iodine	3.51E-00	3.51E-00	3.51E-00	3.51E-00	3.51E-00	3.51E-00	3.51E-00	3.51E-00	3.51E-00	3.51E-00	3.51E-00	3.51E-00	3.51E-00	3.51E-00	3.51E-00	3.51E-00	3.51E-00
Dose Equivalent Iodine	7.29E-01	7.29E-01	7.29E-01	7.29E-01	7.29E-01	7.29E-01	7.29E-01	7.29E-01	7.29E-01	7.29E-01	7.29E-01	7.29E-01	7.29E-01	7.29E-01	7.29E-01	7.29E-01	7.29E-01
Free Solubility Iodine	6.54E-01	6.54E-01	6.54E-01	6.54E-01	6.54E-01	6.54E-01	6.54E-01	6.54E-01	6.54E-01	6.54E-01	6.54E-01	6.54E-01	6.54E-01	6.54E-01	6.54E-01	6.54E-01	6.54E-01
Co-126	2.07E-03	2.07E-03	2.07E-03	2.07E-03	2.07E-03	2.07E-03	2.07E-03	2.07E-03	2.07E-03	2.07E-03	2.07E-03	2.07E-03	2.07E-03	2.07E-03	2.07E-03	2.07E-03	2.07E-03
Co-127	N/A	N/A	N/A	N/A	N/A	N/A	N/A	N/A	N/A	N/A	N/A	N/A	N/A	N/A	N/A	N/A	N/A
Co-128	9.28E-02	9.28E-02	9.28E-02	9.28E-02	9.28E-02	9.28E-02	9.28E-02	9.28E-02	9.28E-02	9.28E-02	9.28E-02	9.28E-02	9.28E-02	9.28E-02	9.28E-02	9.28E-02	9.28E-02
Total Nitrogen	3.80E-00	3.80E-00	3.80E-00	3.80E-00	3.80E-00	3.80E-00	3.80E-00	3.80E-00	3.80E-00	3.80E-00	3.80E-00	3.80E-00	3.80E-00	3.80E-00	3.80E-00	3.80E-00	3.80E-00
Co-129	6.69E-02	6.69E-02	6.69E-02	6.69E-02	6.69E-02	6.69E-02	6.69E-02	6.69E-02	6.69E-02	6.69E-02	6.69E-02	6.69E-02	6.69E-02	6.69E-02	6.69E-02	6.69E-02	6.69E-02
Co-130	N/A	N/A	N/A	N/A	N/A	N/A	N/A	N/A	N/A	N/A	N/A	N/A	N/A	N/A	N/A	N/A	N/A
Co-131	1.86E-02	1.86E-02	1.86E-02	1.86E-02	1.86E-02	1.86E-02	1.86E-02	1.86E-02	1.86E-02	1.86E-02	1.86E-02	1.86E-02	1.86E-02	1.86E-02	1.86E-02	1.86E-02	1.86E-02
Co-132	4.51E-02	4.51E-02	4.51E-02	4.51E-02	4.51E-02	4.51E-02	4.51E-02	4.51E-02	4.51E-02	4.51E-02	4.51E-02	4.51E-02	4.51E-02	4.51E-02	4.51E-02	4.51E-02	4.51E-02
Total Noble Gas uCi/cc	4.08E-01	4.08E-01	4.08E-01	4.08E-01	4.08E-01	4.08E-01	4.08E-01	4.08E-01	4.08E-01	4.08E-01	4.08E-01	4.08E-01	4.08E-01	4.08E-01	4.08E-01	4.08E-01	4.08E-01
Total Iodine uCi/cc	3.51E-00	3.51E-00	3.51E-00	3.51E-00	3.51E-00	3.51E-00	3.51E-00	3.51E-00	3.51E-00	3.51E-00	3.51E-00	3.51E-00	3.51E-00	3.51E-00	3.51E-00	3.51E-00	3.51E-00
Total Cesium uCi/cc	1.30E-01	1.30E-01	1.30E-01	1.30E-01	1.30E-01	1.30E-01	1.30E-01	1.30E-01	1.30E-01	1.30E-01	1.30E-01	1.30E-01	1.30E-01	1.30E-01	1.30E-01	1.30E-01	1.30E-01
RCS Conc. in uCi/cc	4.81E-01	4.81E-01	4.81E-01	4.81E-01	4.81E-01	4.81E-01	4.81E-01	4.81E-01	4.81E-01	4.81E-01	4.81E-01	4.81E-01	4.81E-01	4.81E-01	4.81E-01	4.81E-01	4.81E-01
I / NG RATIO	8.69E-02	8.69E-02	8.69E-02	8.69E-02	8.69E-02	8.69E-02	8.69E-02	8.69E-02	8.69E-02	8.69E-02	8.69E-02	8.69E-02	8.69E-02	8.69E-02	8.69E-02	8.69E-02	8.69E-02
Co / NG RATIO	3.72E-02	3.72E-02	3.72E-02	3.72E-02	3.72E-02	3.72E-02	3.72E-02	3.72E-02	3.72E-02	3.72E-02	3.72E-02	3.72E-02	3.72E-02	3.72E-02	3.72E-02	3.72E-02	3.72E-02
Est. Fuel Damage	1.66E-02	1.66E-02	1.66E-02	1.66E-02	1.66E-02	1.66E-02	1.66E-02	1.66E-02	1.66E-02	1.66E-02	1.66E-02	1.66E-02	1.66E-02	1.66E-02	1.66E-02	1.66E-02	1.66E-02
Total RCS CI	1.16E-04	1.16E-04	1.16E-04	1.16E-04	1.16E-04	1.16E-04	1.16E-04	1.16E-04	1.16E-04	1.16E-04	1.16E-04	1.16E-04	1.16E-04	1.16E-04	1.16E-04	1.16E-04	1.16E-04

Note 1: Results are based on collection, not analysis, time.  
Note 2: Sample results not available due to drill duration.

RCS Leak Rate (GPM)	0.00E+00	0.00E+00	0.00E+00	0.00E+00	0.00E+00	0.00E+00	0.00E+00	0.00E+00	0.00E+00	0.00E+00	0.00E+00	0.00E+00	0.00E+00	0.00E+00	0.00E+00	0.00E+00	0.00E+00
Total NG CI From RCS	2.08E-07	2.08E-07	2.08E-07	2.08E-07	2.08E-07	2.08E-07	2.08E-07	2.08E-07	2.08E-07	2.08E-07	2.08E-07	2.08E-07	2.08E-07	2.08E-07	2.08E-07	2.08E-07	2.08E-07
Total I CI From RCS	1.79E-08	1.79E-08	1.79E-08	1.79E-08	1.79E-08	1.79E-08	1.79E-08	1.79E-08	1.79E-08	1.79E-08	1.79E-08	1.79E-08	1.79E-08	1.79E-08	1.79E-08	1.79E-08	1.79E-08
Total Co CI From RCS	6.67E-04	6.67E-04	6.67E-04	6.67E-04	6.67E-04	6.67E-04	6.67E-04	6.67E-04	6.67E-04	6.67E-04	6.67E-04	6.67E-04	6.67E-04	6.67E-04	6.67E-04	6.67E-04	6.67E-04

# RADIOCHEMISTRY (Page 2 of 2)

TYPE	C	C	C	C	C	C	C	C	C	C	A	A	A
% FUEL DAMAGE	0.144353877	0.144353877	0.144353877	0.144353877	0.144353877	0.144353877	0.144353877	0.144353877	0.144353877	0.144353877	0.144353877	0.144353877	0.144353877
% Clad Damage	0.144353877	0.144353877	0.144353877	0.144353877	0.144353877	0.144353877	0.144353877	0.144353877	0.144353877	0.144353877	0.144353877	0.144353877	0.144353877
Time	0.00	0.00	0.00	0.00	0.00	0.00	0.00	0.00	0.00	0.00	0.00	0.00	0.00
Relative (HTR-20)	0.00	0.00	0.00	0.00	0.00	0.00	0.00	0.00	0.00	0.00	0.00	0.00	0.00
Relative (HTR-20) AM	0.00	0.00	0.00	0.00	0.00	0.00	0.00	0.00	0.00	0.00	0.00	0.00	0.00
Relative (HTR-20) PM	0.00	0.00	0.00	0.00	0.00	0.00	0.00	0.00	0.00	0.00	0.00	0.00	0.00
Time since RX Trip	2.30	2.45	3.00	3.15	3.30	3.45	4.00	4.15	4.30	4.45	5.00	5.15	5.30
Waste	N/A	N/A	N/A	N/A	N/A	N/A	N/A	N/A	N/A	N/A	N/A	N/A	N/A
Co-58	0.00E+00	0.00E+00	0.00E+00	0.00E+00	0.00E+00	0.00E+00	0.00E+00	0.00E+00	0.00E+00	0.00E+00	0.00E+00	0.00E+00	0.00E+00
Co-59	1.57E+03	1.52E+03	1.42E+03	1.33E+03	1.25E+03	1.19E+03	1.12E+03	1.07E+03	1.01E+03	9.51E+02	1.78E+03	1.67E+03	1.54E+03
Co-60	1.14E+03	0.89E+02	0.40E+02	7.21E+02	0.19E+02	0.29E+02	4.00E+02	3.91E+02	3.39E+02	2.87E+02	4.90E+02	4.14E+02	3.49E+02
Co-61	3.43E+03	3.23E+03	2.90E+03	2.71E+03	2.90E+03	2.31E+03	2.14E+03	1.90E+03	1.84E+03	1.70E+03	3.12E+03	2.89E+03	2.57E+03
Co-62	N/A	N/A	N/A	N/A	N/A	N/A	N/A	N/A	N/A	N/A	N/A	N/A	N/A
Co-57m	0.71E+01	0.71E+01	0.60E+01	0.25E+01	0.00E+00	7.89E+01	7.81E+01	7.70E+01	7.57E+01	7.41E+01	1.49E+02	1.40E+02	1.34E+02
Co-55	1.67E+04	1.67E+04	1.62E+04	1.59E+04	1.52E+04	1.46E+04	1.40E+04	1.34E+04	1.28E+04	1.22E+04	2.79E+04	2.67E+04	2.53E+04
Co-53m	0.00E+00	0.00E+00	4.02E+02	4.78E+02	4.67E+02	4.90E+02	4.49E+02	4.41E+02	4.30E+02	4.23E+02	6.24E+02	7.97E+02	7.61E+02
Co-53	3.37E+03	3.31E+03	3.19E+03	3.02E+03	2.81E+03	2.71E+03	2.62E+03	2.53E+03	2.43E+03	2.33E+03	4.67E+03	4.44E+03	4.17E+03
Co-52m	3.70E+03	1.91E+03	0.40E+01	4.69E+01	2.33E+01	1.17E+01	5.04E+02	2.80E+02	1.40E+02	7.29E+03	7.29E+03	3.57E+03	1.74E+03
Co-52	<2.47E-01	<2.47E-01	<2.47E-01	<2.47E-01	<2.47E-01	<2.47E-01	<2.47E-01	<2.47E-01	<2.47E-01	<2.47E-01	<2.47E-01	<2.47E-01	<2.47E-01
Co-51	0.23E+00	4.43E+00	2.07E+00	0.80E+01	4.93E+01	2.15E+01	1.02E+01	4.80E+02	2.27E+02	1.07E+02	1.00E+02	4.89E+03	2.14E+03
Total Noble Gas	2.89E+04	2.94E+04	2.82E+04	2.42E+04	2.33E+04	2.30E+04	2.71E+04	2.13E+04	2.07E+04	2.00E+04	3.87E+04	3.71E+04	3.52E+04
Co-130	N/A	N/A	N/A	N/A	N/A	N/A	N/A	N/A	N/A	N/A	N/A	N/A	N/A
Co-131	3.47E+02	3.47E+02	3.37E+02	3.29E+02	3.21E+02	3.10E+02	3.11E+02	3.00E+02	3.01E+02	2.94E+02	7.19E+03	6.97E+03	6.67E+03
Co-132	2.39E+02	2.21E+02	2.00E+02	1.81E+02	1.64E+02	1.50E+02	1.37E+02	1.25E+02	1.14E+02	1.04E+02	2.35E+03	2.11E+03	1.89E+03
Co-133	0.84E+02	0.89E+02	0.83E+02	0.14E+02	0.97E+02	0.82E+02	0.80E+02	0.59E+02	0.58E+02	0.42E+02	1.29E+04	1.23E+04	1.17E+04
Co-134	1.10E+02	0.00E+00	7.20E+01	5.79E+01	4.03E+01	3.70E+01	3.04E+01	2.49E+01	1.90E+01	1.59E+01	3.20E+02	2.59E+02	2.00E+02
Co-135	5.21E+02	5.00E+02	4.81E+02	4.57E+02	4.39E+02	4.10E+02	4.01E+02	3.89E+02	3.69E+02	3.52E+02	8.39E+03	7.92E+03	7.39E+03
Total Noble Gas	1.30E+03	1.80E+03	1.72E+03	1.64E+03	1.59E+03	1.50E+03	1.42E+03	1.40E+03	1.33E+03	1.29E+03	3.10E+04	2.90E+04	2.70E+04
Co-136	3.80E+02	3.77E+02	3.57E+02	3.40E+02	3.29E+02	3.14E+02	3.03E+02	2.89E+02	2.80E+02	2.70E+02	1.14E+04	1.10E+04	1.05E+04
Co-137	N/A	N/A	N/A	N/A	N/A	N/A	N/A	N/A	N/A	N/A	N/A	N/A	N/A
Co-138	1.72E+03	1.71E+03	1.60E+03	1.60E+03	1.59E+03	1.50E+03	1.50E+03	1.47E+03	1.44E+03	1.40E+03	3.42E+01	3.30E+01	3.14E+01
Co-139	3.07E+03	2.21E+03	1.59E+03	1.00E+03	7.77E+01	5.43E+01	3.89E+01	2.70E+01	1.90E+01	1.39E+01	2.44E+00	1.71E+00	1.18E+00
Total Noble Gas	1.00E+03	1.80E+03	1.72E+03	1.64E+03	1.59E+03	1.50E+03	1.42E+03	1.40E+03	1.33E+03	1.29E+03	3.10E+04	2.90E+04	2.70E+04
Co-134	1.02E+01	1.02E+01	0.94E+00	0.70E+00	0.50E+00	0.39E+00	0.20E+00	0.07E+00	0.92E+00	0.74E+00	2.14E+02	2.07E+02	1.99E+02
Co-135	N/A	N/A	N/A	N/A	N/A	N/A	N/A	N/A	N/A	N/A	N/A	N/A	N/A
Co-136	2.82E+00	2.82E+00	2.74E+00	2.67E+00	2.62E+00	2.57E+00	2.53E+00	2.49E+00	2.40E+00	2.40E+00	5.87E+01	5.89E+01	5.49E+01
Co-137	0.99E+00	0.90E+00	0.71E+00	0.50E+00	0.41E+00	0.31E+00	0.21E+00	0.12E+00	0.02E+00	0.90E+00	1.44E+02	1.40E+02	1.34E+02
Total Noble Gas	2.60E+04	2.64E+04	2.62E+04	2.42E+04	2.33E+04	2.30E+04	2.71E+04	2.13E+04	2.07E+04	2.00E+04	3.87E+04	3.71E+04	3.52E+04
Total Noble Gas	1.89E+03	1.83E+03	1.72E+03	1.64E+03	1.59E+03	1.50E+03	1.40E+03	1.40E+03	1.33E+03	1.29E+03	3.10E+04	2.90E+04	2.70E+04
Total Noble Gas	1.89E+03	1.83E+03	1.72E+03	1.64E+03	1.59E+03	1.50E+03	1.40E+03	1.40E+03	1.33E+03	1.29E+03	3.10E+04	2.90E+04	2.70E+04
Total Noble Gas	2.67E+04	2.64E+04	2.62E+04	2.42E+04	2.33E+04	2.30E+04	2.71E+04	2.13E+04	2.07E+04	2.00E+04	3.87E+04	3.71E+04	3.52E+04
Co-134	0.99E+02	0.91E+02	0.83E+02	0.77E+02	0.70E+02	0.60E+02	0.59E+02	0.54E+02	0.90E+02	0.49E+02	0.91E+01	7.99E+01	7.90E+01
Co-135	1.00E+02	1.00E+02	1.12E+02	1.10E+02	1.10E+02	1.21E+02	1.24E+02	1.27E+02	1.29E+02	1.32E+02	1.34E+02	1.37E+02	1.39E+02
Co-136	2.67E+01	2.67E+01	2.69E+01	2.52E+01	2.47E+01	2.43E+01	2.39E+01	2.39E+01	2.31E+01	2.29E+01	4.41E+01	4.27E+01	4.09E+01
Total Noble Gas	7.20E+03	7.34E+03	6.92E+03	6.61E+03	6.37E+03	6.17E+03	6.89E+03	5.80E+03	5.80E+03	5.44E+03	2.43E+07	2.32E+07	2.19E+07

Note 1: Results are based on collection, not analysis, data.  
Note 2: Sample results not available due to d/t duration.

RCS Leak Rate (GPM)	0.00E+00	1.00E+03	7.32E+03	7.00E+02	0.22E+02	5.90E+02	0.22E+03	3.79E+02	0.22E+03	2.80E+02	0.00E+00	2.20E+02	1.22E+02
Total NO Cl From RCS	0.00E+00	2.02E+03	3.99E+03	4.93E+03	0.10E+03	7.07E+03	7.62E+03	8.49E+03	0.90E+03	0.99E+03	1.00E+03	1.11E+03	1.13E+03
Total I Cl From RCS	0.00E+00	1.80E+03	4.12E+03	0.93E+03	1.02E+03	1.33E+03	1.67E+03	2.02E+03	2.30E+03	7.20E+03	2.80E+03	3.04E+03	3.04E+03
Total Co Cl From RCS	0.00E+00	2.32E+03	0.00E+00	1.14E+03	1.83E+03	2.69E+03	3.71E+03	4.80E+03	0.42E+03	1.11E+03	4.14E+03	7.59E+03	0.24E+03

# CONTAINMENT ATMOSPHERE(Page 1 of 2)

Time	0:15	0:30	0:45	0:30	0:45	1:00	1:15	1:30	1:45	2:00	2:15	2:30	2:45	3:00	3:15
Relative(HR:MM)	7:45	8:00	8:15	8:30	8:45	9:00	9:15	9:30	9:45	10:00	10:15	10:30	10:45	11:00	11:15
Actual(HR:MM) AM	11:45	12:00	12:15	12:30	12:45	13:00	13:15	13:30	13:45	14:00	14:15	14:30	14:45	15:00	15:15
Actual(HR:MM) PM	0:00	0:00	0:00	0:00	0:00	0:00	0:15	0:30	0:45	1:00	1:15	1:30	1:45	2:00	2:00
Time since RX Trip	0:00	0:00	0:00	0:00	0:00	0:00	0:15	0:30	0:45	1:00	1:15	1:30	1:45	2:00	2:00
Nuclide															
Kr-83M	N/A	N/A	N/A	N/A	N/A	N/A	N/A	N/A	N/A	N/A	N/A	N/A	N/A	N/A	N/A
Kr-85	< 1.25E-06	< 1.25E-06	< 1.25E-06	< 1.25E-06	< 1.25E-06	< 1.25E-06	< 1.25E-06	< 1.25E-06	1.12E-04	1.15E-02	2.43E-02	4.11E-02	5.90E-02	8.89E-02	1.23E-01
Kr-85M	5.32E-07	5.32E-07	5.32E-07	5.32E-07	5.32E-07	5.32E-07	5.32E-07	5.12E-07	2.71E-03	2.69E-01	5.46E-01	8.86E-01	1.22E+00	1.77E+00	2.37E+00
Kr-87	1.03E-06	1.03E-06	1.03E-06	1.03E-06	1.03E-06	1.03E-06	1.03E-06	8.97E-07	4.31E-03	3.88E-01	7.13E-01	1.05E+00	1.32E+00	1.73E+00	2.06E+00
Kr-88	1.45E-06	1.45E-06	1.45E-06	1.45E-06	1.45E-06	1.45E-06	1.45E-06	1.36E-06	7.06E-03	8.86E-01	1.36E+00	2.16E+00	2.92E+00	4.14E+00	5.40E+00
Kr-89	1.78E-06	1.78E-06	1.78E-06	1.78E-06	1.78E-06	1.78E-06	1.78E-06	< 7.23E-07	1.37E-05	5.27E-05	4.15E-06	< 7.23E-07	< 7.23E-07	< 7.23E-07	< 7.23E-07
Xe-131M	< 1.31E-07	< 1.31E-07	< 1.31E-07	< 1.31E-07	< 1.31E-07	< 1.31E-07	< 1.31E-07	< 1.31E-07	1.11E-04	1.14E-02	2.40E-02	4.06E-02	5.82E-02	8.76E-02	1.22E-01
Xe-133	3.89E-06	3.89E-06	3.89E-06	3.89E-06	3.89E-06	3.89E-06	3.89E-06	3.89E-06	2.13E-02	2.20E+00	4.63E+00	7.80E+00	1.12E+01	1.68E+01	2.33E+01
Xe-133M	1.21E-07	1.21E-07	1.21E-07	1.21E-07	1.21E-07	1.21E-07	1.21E-07	1.20E-07	6.60E-04	6.79E-02	1.43E-01	2.40E-01	3.44E-01	5.16E-01	7.14E-01
Xe-135	9.37E-07	9.37E-07	9.37E-07	9.37E-07	9.37E-07	9.37E-07	9.37E-07	8.19E-07	4.66E-03	5.02E-01	1.04E+00	1.72E+00	2.42E+00	3.58E+00	4.88E+00
Xe-135M	7.51E-07	7.51E-07	7.51E-07	7.51E-07	7.51E-07	7.51E-07	7.51E-07	3.82E-07	1.07E-03	5.60E-02	6.00E-02	5.15E-02	3.76E-02	2.89E-02	2.03E-02
Xe-137	3.41E-06	3.41E-06	3.41E-06	3.41E-06	3.41E-06	3.41E-06	3.41E-06	< 3.51E-07	8.21E-05	5.81E-04	7.82E-05	8.74E-06	8.30E-07	< 3.51E-07	< 3.51E-07
Xe-138	3.27E-06	3.27E-06	3.27E-06	3.27E-06	3.27E-06	3.27E-06	3.27E-06	1.57E-06	4.14E-03	2.05E-01	2.08E-01	1.68E-01	1.16E-01	8.38E-02	5.58E-02
Total Noble Gas	1.72E-05	1.72E-05	1.72E-05	1.72E-05	1.72E-05	1.72E-05	1.72E-05	8.64E-06	4.65E-02	4.39E+00	8.74E+00	1.42E+01	1.97E+01	2.89E+01	3.91E+01
I-130	N/A	N/A	N/A	N/A	N/A	N/A	N/A	N/A	N/A	N/A	N/A	N/A	N/A	N/A	N/A
I-131	1.51E-07	1.51E-07	1.51E-07	1.51E-07	1.51E-07	1.51E-07	1.51E-07	1.51E-07	4.42E-04	4.56E-02	9.59E-02	1.62E-01	2.32E-01	3.49E-01	4.84E-01
I-132	2.18E-07	2.18E-07	2.18E-07	2.18E-07	2.18E-07	2.18E-07	2.18E-07	2.03E-07	5.52E-04	5.28E-02	1.03E-01	1.62E-01	2.15E-01	3.00E-01	3.87E-01
I-133	3.11E-07	3.11E-07	3.11E-07	3.11E-07	3.11E-07	3.11E-07	3.11E-07	3.08E-07	8.99E-04	9.18E-02	1.92E-01	3.21E-01	4.58E-01	6.84E-01	9.40E-01
I-134	3.43E-07	3.43E-07	3.43E-07	3.43E-07	3.43E-07	3.43E-07	3.43E-07	2.81E-07	6.79E-04	5.74E-02	9.93E-02	1.38E-01	1.62E-01	2.00E-01	2.28E-01
I-135	2.92E-07	2.92E-07	2.92E-07	2.92E-07	2.92E-07	2.92E-07	2.92E-07	2.84E-07	8.17E-04	8.17E-02	1.68E-01	2.76E-01	3.86E-01	5.66E-01	7.65E-01
Total Iodine	1.31E-06	1.31E-06	1.31E-06	1.31E-06	1.31E-06	1.31E-06	1.31E-06	1.23E-06	3.39E-03	3.29E-01	6.58E-01	1.06E+00	1.45E+00	2.10E+00	2.80E+00
Br-82	7.76E-10	7.76E-10	7.76E-10	7.76E-10	7.76E-10	7.76E-10	7.76E-10	7.73E-10	2.26E-06	2.32E-04	4.86E-04	8.17E-04	1.17E-03	1.75E-03	2.41E-03
Br-83	N/A	N/A	N/A	N/A	N/A	N/A	N/A	N/A	N/A	N/A	N/A	N/A	N/A	N/A	N/A
Br-84	N/A	N/A	N/A	N/A	N/A	N/A	N/A	N/A	N/A	N/A	N/A	N/A	N/A	N/A	N/A
Total Halogens	1.32E-06	1.32E-06	1.32E-06	1.32E-06	1.32E-06	1.32E-06	1.32E-06	1.23E-06	3.39E-03	3.29E-01	6.58E-01	1.06E+00	1.45E+00	2.10E+00	2.81E+00
Ce-134	2.50E-08	2.50E-08	2.50E-08	2.50E-08	2.50E-08	2.50E-08	2.50E-08	2.50E-08	1.33E-05	1.35E-03	2.84E-03	4.78E-03	6.85E-03	1.03E-02	1.43E-02
Ce-136	N/A	N/A	N/A	N/A	N/A	N/A	N/A	N/A	N/A	N/A	N/A	N/A	N/A	N/A	N/A
Ce-136	6.95E-09	6.95E-09	6.95E-09	6.95E-09	6.95E-09	6.95E-09	6.95E-09	6.95E-09	3.69E-06	3.74E-04	7.86E-04	1.32E-03	1.90E-03	2.85E-03	3.94E-03
Ce-137	1.69E-08	1.69E-08	1.69E-08	1.69E-08	1.69E-08	1.69E-08	1.69E-08	1.69E-08	8.97E-06	9.11E-04	1.92E-03	3.23E-03	4.62E-03	6.95E-03	9.63E-03
Total Noble Gas uCi/cc	1.72E-05	1.72E-05	1.72E-05	1.72E-05	1.72E-05	1.72E-05	1.72E-05	8.64E-06	4.65E-02	4.39E+00	8.74E+00	1.42E+01	1.97E+01	2.89E+01	3.91E+01
Total Iodine uCi/cc	1.31E-06	1.31E-06	1.31E-06	1.31E-06	1.31E-06	1.31E-06	1.31E-06	1.23E-06	3.39E-03	3.29E-01	6.58E-01	1.06E+00	1.45E+00	2.10E+00	2.80E+00
Total Cesium uCi/cc	4.89E-08	4.89E-08	4.89E-08	4.89E-08	4.89E-08	4.89E-08	4.89E-08	4.89E-08	2.60E-05	2.63E-03	5.54E-03	9.33E-03	1.34E-02	2.01E-02	2.78E-02
Total Containment Conc.	1.98E-05	1.98E-05	1.98E-05	1.98E-05	1.98E-05	1.98E-05	1.98E-05	1.21E-05	6.33E-02	5.06E+00	1.01E+01	1.63E+01	2.26E+01	3.31E+01	4.47E+01
I / NG RATIO	7.66E-02	7.66E-02	7.66E-02	7.66E-02	7.66E-02	7.66E-02	7.66E-02	1.27E-01	7.27E-02	7.49E-02	7.53E-02	7.47E-02	7.38E-02	7.27E-02	7.17E-02
Ce / NG RATIO	3.72E-02	3.72E-02	3.72E-02	3.72E-02	3.72E-02	3.72E-02	3.72E-02	3.98E-02	7.87E-03	8.00E-03	8.42E-03	8.81E-03	9.20E-03	9.57E-03	9.93E-03
Total Containment CI	1.40E+00	1.40E+00	1.40E+00	1.40E+00	1.40E+00	1.40E+00	1.40E+00	8.60E-01	3.78E+03	3.58E+05	7.13E+05	1.15E+06	1.60E+06	2.34E+06	3.17E+06

C34

# CONTAINMENT ATMOSPHERE (Page 2 of 2)

Time	3:30	3:45	4:00	4:15	4:30	4:45	5:00	5:15	5:30	5:45	6:00	6:15	6:30	6:45
Relative(HR:MM)	3:30	3:45	4:00	4:15	4:30	4:45	5:00	5:15	5:30	5:45	6:00	6:15	6:30	6:45
Actual(HR:MM) AM	11:30	11:45	12:00	12:15	12:30	12:45	13:00	13:15	13:30	13:45	14:00	14:15	14:30	14:45
Actual(HR:MM) PM	15:30	15:45	16:00	16:15	16:30	16:45	17:00	17:15	17:30	17:45	18:00	18:15	18:30	18:45
Time since RX Trip	2:15	2:30	2:45	3:00	3:15	3:30	3:45	4:00	4:15	4:30	4:45	5:00	5:15	5:30
Nuclide														
Kr-83M	N/A	N/A	N/A	N/A	N/A	N/A	N/A	N/A	N/A	N/A	N/A	N/A	N/A	N/A
Kr-85	1.62E-01	2.17E-01	2.86E-01	3.27E-01	3.63E-01	3.91E-01	4.12E-01	4.25E-01	4.35E-01	4.41E-01	4.44E-01	8.93E-01	8.93E-01	8.83E-01
Kr-85M	2.99E+00	3.87E+00	4.90E+00	5.39E+00	5.74E+00	5.95E+00	6.04E+00	6.00E+00	5.90E+00	5.75E+00	5.58E+00	1.08E+01	1.04E+01	9.88E+00
Kr-87	2.40E+00	2.81E+00	3.23E+00	3.22E+00	3.11E+00	2.93E+00	2.70E+00	2.43E+00	2.16E+00	1.91E+00	1.68E+00	2.95E+00	2.57E+00	2.22E+00
Kr-88	6.67E+00	8.43E+00	1.04E+01	1.12E+01	1.17E+01	1.19E+01	1.18E+01	1.14E+01	1.10E+01	1.05E+01	9.95E+00	1.88E+01	1.77E+01	1.65E+01
Kr-89	< 7.23E-07	< 7.23E-07	< 7.23E-07	< 7.23E-07	< 7.23E-07	< 7.23E-07	< 7.23E-07	< 7.23E-07	< 7.23E-07	< 7.23E-07	< 7.23E-07	< 7.23E-07	< 7.23E-07	< 7.23E-07
Xe-131M	1.59E-01	2.14E-01	2.82E-01	3.22E-01	3.56E-01	3.84E-01	4.05E-01	4.17E-01	4.26E-01	4.32E-01	4.35E-01	8.73E-01	8.73E-01	8.63E-01
Xe-133	3.06E+01	4.10E+01	5.39E+01	6.16E+01	6.81E+01	7.33E+01	7.72E+01	7.96E+01	8.12E+01	8.22E+01	8.27E+01	1.66E+02	1.66E+02	1.64E+02
Xe-133M	9.33E-01	1.25E+00	1.64E+00	1.87E+00	2.06E+00	2.22E+00	2.33E+00	2.40E+00	2.44E+00	2.47E+00	2.48E+00	4.97E+00	4.95E+00	4.88E+00
Xe-135	6.28E+00	8.29E+00	1.07E+01	1.20E+01	1.30E+01	1.38E+01	1.43E+01	1.45E+01	1.45E+01	1.44E+01	1.43E+01	2.81E+01	2.76E+01	2.68E+01
Xe-135M	1.35E-02	9.25E-03	6.19E-03	3.80E-03	2.02E-03	1.11E-03	5.95E-04	3.12E-04	1.62E-04	8.35E-05	4.28E-05	4.37E-05	2.22E-05	1.12E-05
Xe-137	< 3.51E-07	< 3.51E-07	< 3.51E-07	< 3.51E-07	< 3.51E-07	< 3.51E-07	< 3.51E-07	< 3.51E-07	< 3.51E-07	< 3.51E-07	< 3.51E-07	< 3.51E-07	< 3.51E-07	< 3.51E-07
Xe-138	3.51E-02	2.27E-02	1.43E-02	7.85E-03	4.18E-03	2.16E-03	1.09E-03	5.42E-04	2.66E-04	1.29E-04	6.25E-05	6.03E-05	2.90E-05	1.38E-05
Total Noble Gas	5.02E+01	6.61E+01	8.55E+01	9.60E+01	1.04E+02	1.11E+02	1.15E+02	1.17E+02	1.18E+02	1.18E+02	1.18E+02	2.33E+02	2.31E+02	2.26E+02
I-130	N/A	N/A	N/A	N/A	N/A	N/A	N/A	N/A	N/A	N/A	N/A	N/A	N/A	N/A
I-131	6.35E-01	8.52E-01	1.12E+00	1.28E+00	1.42E+00	1.53E+00	1.61E+00	1.66E+00	1.69E+00	1.72E+00	1.73E+00	4.33E+01	4.33E+01	4.28E+01
I-132	4.70E-01	5.86E-01	7.16E-01	7.59E-01	7.80E-01	7.79E-01	7.63E-01	7.30E-01	6.92E-01	6.51E-01	6.08E-01	1.42E+01	1.31E+01	1.21E+01
I-133	1.22E+00	1.63E+00	2.13E+00	2.41E+00	2.65E+00	2.83E+00	2.97E+00	3.03E+00	3.06E+00	3.09E+00	3.09E+00	7.70E+01	7.63E+01	7.49E+01
I-134	2.46E-01	2.71E-01	2.93E-01	2.75E-01	2.50E-01	2.21E-01	1.91E-01	1.62E-01	1.36E-01	1.13E-01	9.35E-02	1.93E+00	1.58E+00	1.29E+00
I-135	9.78E-01	1.28E+00	1.64E+00	1.83E+00	1.97E+00	2.07E+00	2.13E+00	2.14E+00	2.13E+00	2.10E+00	2.06E+00	5.05E+01	4.92E+01	4.74E+01
Total Iodine	3.55E+00	4.62E+00	5.90E+00	6.56E+00	7.07E+00	7.43E+00	7.66E+00	7.72E+00	7.73E+00	7.68E+00	7.58E+00	1.87E+02	1.84E+02	1.79E+02
Br-82	3.15E-03	4.21E-03	5.52E-03	6.26E-03	6.92E-03	7.42E-03	7.80E-03	8.01E-03	8.14E-03	8.22E-03	8.24E-03	2.06E-01	2.05E-01	2.02E-01
Br-83	N/A	N/A	N/A	N/A	N/A	N/A	N/A	N/A	N/A	N/A	N/A	N/A	N/A	N/A
Br-84	N/A	N/A	N/A	N/A	N/A	N/A	N/A	N/A	N/A	N/A	N/A	N/A	N/A	N/A
Total Halogens	3.56E+00	4.62E+00	5.91E+00	6.56E+00	7.06E+00	7.44E+00	7.67E+00	7.73E+00	7.74E+00	7.68E+00	7.59E+00	1.87E+02	1.84E+02	1.79E+02
Ce-134	1.87E-02	2.51E-02	3.31E-02	3.78E-02	4.18E-02	4.51E-02	4.76E-02	4.91E-02	5.02E-02	5.09E-02	5.13E-02	1.29E+00	1.29E+00	1.27E+00
Ce-135	N/A	N/A	N/A	N/A	N/A	N/A	N/A	N/A	N/A	N/A	N/A	N/A	N/A	N/A
Ce-136	5.17E-03	6.94E-03	9.13E-03	1.04E-02	1.15E-02	1.24E-02	1.31E-02	1.35E-02	1.38E-02	1.40E-02	1.41E-02	3.54E-01	3.54E-01	3.50E-01
Ce-137	1.26E-02	1.70E-02	2.23E-02	2.55E-02	2.83E-02	3.04E-02	3.21E-02	3.32E-02	3.39E-02	3.44E-02	3.46E-02	8.70E-01	8.70E-01	8.61E-01
Total Noble Gas uCi/cc	5.02E+01	6.61E+01	8.55E+01	9.60E+01	1.04E+02	1.11E+02	1.15E+02	1.17E+02	1.18E+02	1.18E+02	1.18E+02	2.33E+02	2.31E+02	2.26E+02
Total Iodine uCi/cc	3.55E+00	4.62E+00	5.90E+00	6.56E+00	7.07E+00	7.43E+00	7.66E+00	7.72E+00	7.73E+00	7.68E+00	7.58E+00	1.87E+02	1.84E+02	1.79E+02
Total Cesium uCi/cc	3.65E-02	4.90E-02	6.45E-02	7.39E-02	8.16E-02	8.80E-02	9.29E-02	9.58E-02	9.79E-02	9.93E-02	1.00E-01	2.51E+00	2.51E+00	2.49E+00
Total Containment Conc.	5.73E+01	7.54E+01	9.73E+01	1.09E+02	1.19E+02	1.26E+02	1.31E+02	1.33E+02	1.34E+02	1.34E+02	1.33E+02	6.10E+02	6.01E+02	5.86E+02
I / NG RATIO	7.06E-02	8.95E-02	6.91E-02	8.83E-02	6.77E-02	6.70E-02	6.65E-02	6.59E-02	6.54E-02	6.50E-02	6.45E-02	8.01E-01	7.96E-01	7.90E-01
Ce / NG RATIO	1.03E-02	1.06E-02	1.09E-02	1.12E-02	1.15E-02	1.18E-02	1.21E-02	1.24E-02	1.27E-02	1.29E-02	1.32E-02	1.34E-02	1.37E-02	1.39E-02
Total Containment CI	4.06E+06	5.34E+06	6.89E+06	7.73E+06	8.40E+06	8.90E+06	9.25E+06	9.39E+06	9.46E+06	9.48E+06	9.40E+06	4.32E+07	4.25E+07	4.15E+07

## GASEOUS PROCESS MONITOR DATA (ARAD) (Page 1 of 2)

Time		0:15	0:30	0:45	1:00	1:15	1:30	1:45	2:00	2:15	2:30	2:45	3:00	3:15
Relative(HR:MM)		0:15	0:30	0:45	1:00	1:15	1:30	1:45	2:00	2:15	2:30	2:45	3:00	3:15
Actual(HR:MM) AM		7:45	8:00	8:15	8:30	8:45	9:00	9:15	9:30	9:45	10:00	10:15	10:30	10:45
Actual(HR:MM) PM		12:45	12:00	12:15	12:30	12:45	13:00	13:15	13:30	13:45	14:00	14:15	14:30	14:45
Time since RX Trip		0:00	0:00	0:00	0:00	0:00	0:00	0:15	0:30	0:45	1:00	1:15	1:30	1:45
CONTROL ROOM	CONTROL ROOM													
GKRE 0405 - P	(1.0 E-12 - 1.0 E-7)	3.57E-12	3.57E-12	3.57E-12	4.02E-12	4.14E-12	3.34E-12	3.54E-12	3.48E-12	3.78E-12	4.11E-12	4.06E-12	3.43E-12	3.48E-12
GKRE 0405 - I	(1.0 E-11 - 1.0 E-6)	1.00E-11	1.00E-11	1.00E-11	1.00E-11	1.00E-11	1.00E-11	1.00E-11	1.00E-11	1.00E-11	1.00E-11	1.00E-11	1.00E-11	1.00E-11
GKRE 0405 - G	(1.0 E-7 - 1.0 E-2)	1.34E-06	1.34E-06	1.34E-06	1.13E-06	1.30E-06	1.14E-06	1.33E-06	1.28E-06	1.90E-06	1.32E-06	1.14E-06	1.39E-06	1.35E-06
RAD WASTE VENT	RAD WASTE VENT													
GHRE 10A - P	(1.0 E-12 - 1.0 E-7)	3.57E-12	3.57E-12	3.57E-12	3.57E-12	3.57E-12	3.57E-12	3.57E-12	3.57E-12	3.57E-12	3.57E-12	3.57E-12	3.57E-12	3.57E-12
GHRE 10A - I	(1.0 E-11 - 1.0 E-6)	3.34E-11	3.34E-11	3.34E-11	3.34E-11	3.34E-11	3.34E-11	3.34E-11	3.34E-11	3.34E-11	3.34E-11	3.34E-11	3.34E-11	3.34E-11
GHRE 10B - G	(1.0 E-7 - 1.0 E-2)	1.07E-06	1.07E-06	1.07E-06	1.07E-06	1.07E-06	1.07E-06	1.07E-06	1.07E-06	1.07E-06	1.07E-06	1.07E-06	1.07E-06	1.07E-06
UNIT VENT														
QTRE 21A - P	(1.0 E-12 - 1.0 E-7)	1.04E-10	1.04E-10	9.84E-11	9.34E-11	7.83E-11	7.85E-11	8.04E-11	7.80E-11	8.50E-11	8.43E-11	1.00E-12	1.00E-12	1.00E-12
QTRE 21A - I	(1.0 E-11 - 1.0 E-6)	1.00E-11	1.00E-11	1.00E-11	1.00E-11	1.00E-11	1.00E-11	1.00E-11	1.00E-11	1.00E-11	1.00E-11	1.00E-11	1.00E-11	1.00E-11
QTRE 21B - G	(1.0 E-7 - 1.0 E-2)	1.00E-07	1.00E-07	1.00E-07	1.00E-07	1.00E-07	1.00E-07	1.00E-07	1.07E-07	2.34E-07	1.90E-07	1.14E-06	1.15E-06	1.14E-06
MINI PURGE														
QTRE 2233 - P	(1.0 E-12 - 1.0 E-7)	4.80E-10	4.80E-10	4.80E-10	5.33E-10	5.34E-10	5.70E-10	5.80E-10	6.41E-10	5.83E-10	6.01E-10	5.47E-10	5.03E-10	5.16E-10
QTRE 2233 - I	(1.0 E-11 - 1.0 E-6)	1.32E-08	1.32E-08	1.27E-08	1.37E-08	1.34E-08	1.43E-08	1.36E-08	1.42E-08	1.50E-08	1.37E-08	1.40E-08	1.56E-08	1.69E-08
QTRE 2233 - G	(1.0 E-7 - 1.0 E-2)	1.75E-07	1.75E-07	1.60E-07	1.74E-07	1.63E-07	1.72E-07	1.63E-07	1.53E-07	1.40E-07	1.61E-07	1.54E-07	1.50E-07	1.70E-07
FUEL BLDG EXHAUST														
QGRE 2728 - P	(1.0 E-12 - 1.0 E-7)	1.00E-12	1.00E-12	1.00E-12	1.00E-12	1.00E-12	1.00E-12	1.00E-12	1.00E-12	1.00E-12	1.00E-12	1.00E-12	1.00E-12	1.00E-12
QGRE 2728 - I	(1.0 E-11 - 1.0 E-6)	1.00E-11	1.00E-11	1.00E-11	1.00E-11	1.00E-11	1.00E-11	1.00E-11	1.00E-11	1.00E-11	1.00E-11	1.00E-11	1.00E-11	1.00E-11
QGRE 2728 - G	(1.0 E-7 - 1.0 E-2)	1.12E-06	1.12E-06	1.17E-06	1.30E-06	1.21E-06	1.30E-06	1.14E-06	1.10E-06	1.34E-06	1.12E-06	1.14E-06	1.15E-06	1.16E-06
CONTAINMENT ATMOSPHERE														
QTRE 3132 - P	(1.0 E-12 - 1.0 E-7)	4.89E-08	4.89E-08	4.89E-08	4.89E-08	4.89E-08	4.89E-08	4.89E-08	4.89E-08	1.00E-07	1.00E-07	1.00E-07	1.00E-07	1.00E-07
QTRE 3132 - I	(1.0 E-11 - 1.0 E-6)	1.00E-06	1.00E-06	1.00E-06	1.00E-06	1.00E-06	1.32E-07	1.00E-06	1.00E-06	1.00E-06	1.00E-06	1.00E-06	1.00E-06	1.00E-06
QTRE 3132 - G	(1.0 E-7 - 1.0 E-2)	1.75E-06	1.75E-06	1.75E-06	1.75E-06	1.75E-06	1.75E-06	1.75E-06	1.62E-06	1.90E-06	1.00E-06	1.00E-06	1.00E-06	1.00E-06
RAD WASTE EXHAUST														
GHRE 22 - P	(1.0 E-12 - 1.0 E-7)	3.57E-12	3.57E-12	3.54E-12	4.20E-12	3.44E-12	3.75E-12	3.33E-12	4.17E-12	3.30E-12	3.75E-12	4.05E-12	3.30E-12	4.05E-12
ACCESS CONTROL														
GKRE 41 - P	(1.0 E-12 - 1.0 E-7)	3.78E-12	3.78E-12	4.17E-12	3.90E-12	3.64E-12	3.37E-12	4.20E-12	3.75E-12	3.30E-12	3.30E-12	3.45E-12	3.93E-12	3.84E-12
AUX BLDG EXHAUST														
QGRE 68 - P	(1.0 E-12 - 1.0 E-7)	1.12E-10	1.12E-10	1.00E-10	9.80E-11	8.22E-11	8.14E-11	8.33E-11	8.74E-11	1.07E-10	1.05E-10	9.33E-11	9.28E-11	9.80E-11
ABRE 114 - SG A(mR/hr) *		0.010	1.00E-02	0.010	1.00E-02	0.010	1.00E-02	0.010	1.00E-02	0.010	1.00E-02	0.010	1.00E-02	0.010
ABRE 115 - SG B(mR/hr) *		0.010	0.010	0.010	0.010	0.010	0.010	0.010	0.010	0.010	0.010	0.010	0.010	0.010
ABRE 112 - SG C(mR/hr) *		0.010	1.00E-02	0.010	1.00E-02	0.010	1.00E-02	0.010	1.00E-02	0.010	1.00E-02	0.010	1.00E-02	0.010
ABRE 111 - SG D(mR/hr) *		0.010	1.00E-02	0.010	1.00E-02	0.010	1.00E-02	0.010	1.00E-02	0.010	1.00E-02	0.010	1.00E-02	0.010
FCRE 385 Aux. TT (mR/hr) *		0.240	0.240	0.255	0.252	0.254	0.245	0.257	0.271	0.263	0.264	0.257	0.251	0.253
QTRE 5050(R/hr) (ARAD3)	CHARMS	1.00E+00	1.00E+00	1.00E+00	1.00E+00	1.00E+00	1.00E+00	1.00E+00	1.00E+00	1.00E+00	1.14E+02	3.71E+02	5.58E+02	8.09E+02
CONDENSER OFF GAS														
GERE 92 - G (RM-11, 925)	(1.0 E-7 - 1.0 E-2)	4.45E-07	4.45E-07	4.34E-07	4.52E-07	4.74E-07	5.80E-07	4.45E-07	4.20E-07	4.94E-07	4.13E-07	4.45E-07	4.52E-07	4.30E-07
GAS DECAY TK DISCHARGE														
GHRE 23 - G (RM-11, 235)	(1.0 E-7 - 1.0 E-2)	3.23E-04	3.23E-04	3.52E-04	4.82E-04	4.18E-04	3.83E-04	4.90E-04	4.12E-04	2.00E-04	2.80E-04	2.82E-04	4.54E-04	3.88E-04
UNIT VENT														

# GASEOUS PROCESS MONITOR DATA (ARAD) (Page 2 of 2)

Time		2:30	3:45	4:00	4:15	4:30	4:45	5:00	5:15	5:30	5:45	6:00	6:15	6:30	6:45
Relative(HR-MN)		11:30	11:45	12:00	12:15	12:30	12:45	13:00	13:15	13:30	13:45	14:00	14:15	14:30	14:45
Actual(HR-MN) AM		12:30	12:45	13:00	13:15	13:30	13:45	14:00	14:15	14:30	14:45	15:00	15:15	15:30	15:45
Time since FX Trip		2:15	2:30	2:45	3:00	3:15	3:30	3:45	4:00	4:15	4:30	4:45	5:00	5:15	5:30
CONTROL ROOM	CONTROL ROOM														
GHRE 0405 - P	(1.0 E-12 - 1.0 E-7)	3.99E-12	3.97E-12	3.42E-12	3.99E-12	4.11E-12	3.99E-12	3.90E-12	3.90E-12	3.99E-12	3.99E-12	3.99E-12	3.99E-12	3.99E-12	4.00E-12
GHRE 0405 - I	(1.0 E-11 - 1.0 E-6)	1.00E-11	1.00E-11	1.00E-11	1.00E-11	1.00E-11	1.00E-11	1.00E-11	1.00E-11	1.00E-11	1.00E-11	1.00E-11	1.00E-11	1.00E-11	1.00E-11
GHRE 0405 - G	(1.0 E-7 - 1.0 E-2)	1.25E-06	1.10E-06	1.10E-06	1.40E-06	1.14E-06	1.19E-06	1.29E-06	1.21E-06	1.29E-06	1.29E-06	1.29E-06	1.29E-06	1.29E-06	1.29E-06
RAD WASTE VENT	RAD WASTE VENT														
GHRE 10A - P	(1.0 E-12 - 1.0 E-7)	3.97E-12	3.97E-12	3.97E-12	3.97E-12	3.97E-12	3.97E-12	3.97E-12	3.97E-12	3.97E-12	3.97E-12	3.97E-12	3.97E-12	3.97E-12	3.97E-12
GHRE 10A - I	(1.0 E-11 - 1.0 E-6)	6.30E-11	6.30E-11	6.30E-11	6.30E-11	6.30E-11	6.30E-11	6.30E-11	6.30E-11	6.30E-11	6.30E-11	6.30E-11	6.30E-11	6.30E-11	6.30E-11
GHRE 10B - G	(1.0 E-7 - 1.0 E-2)	1.07E-06	1.07E-06	1.07E-06	1.07E-06	1.07E-06	1.07E-06	1.07E-06	1.07E-06	1.07E-06	1.07E-06	1.07E-06	1.07E-06	1.07E-06	1.07E-06
UNIT VENT															
GTRE 21A - P	(1.0 E-12 - 1.0 E-7)	1.00E-12	1.00E-12	1.00E-12	1.00E-12	1.00E-12	1.00E-12	1.00E-12	1.00E-12	1.00E-12	1.00E-12	1.00E-12	1.00E-12	1.00E-12	1.00E-12
GTRE 21A - I	(1.0 E-11 - 1.0 E-6)	1.00E-11	1.00E-11	1.00E-11	1.00E-11	1.00E-11	1.00E-11	1.00E-11	1.00E-11	1.00E-11	1.00E-11	1.00E-11	1.00E-11	1.00E-11	1.00E-11
GTRE 21B - G	(1.0 E-7 - 1.0 E-2)	1.07E-06	1.09E-06	9.89E-07	9.99E-07	1.07E-06	9.99E-07	1.13E-06	9.99E-07	1.13E-06	1.14E-06	9.89E-07	1.31E-06	1.14E-06	1.14E-06
MINI PURGE															
GTRE 2233 - P	(1.0 E-12 - 1.0 E-7)	4.99E-10	4.99E-10	8.14E-10	4.99E-10	4.79E-10	4.99E-10	4.82E-10	4.82E-10	4.82E-10	4.82E-10	4.82E-10	4.99E-10	4.99E-10	5.10E-10
GTRE 2233 - I	(1.0 E-11 - 1.0 E-6)	1.90E-08	1.79E-08	1.99E-08	1.79E-08	1.93E-08	1.73E-08	1.73E-08	1.89E-08	1.70E-08	1.95E-08	1.72E-08	1.82E-08	1.77E-08	1.91E-08
GTRE 2233 - G	(1.0 E-7 - 1.0 E-2)	1.90E-07	1.47E-07	1.39E-07	1.32E-07	1.33E-07	1.40E-07	1.32E-07	1.22E-07	1.27E-07	1.35E-07	1.31E-07	1.20E-07	1.17E-07	1.19E-07
FUEL BLDG EXHAUST															
GHRE 2728 - P	(1.0 E-12 - 1.0 E-7)	1.00E-12	1.00E-12	1.00E-07	1.00E-07	1.00E-07	1.00E-07	1.00E-07	1.00E-07	1.00E-07	1.00E-07	1.00E-07	1.00E-07	1.00E-07	1.00E-07
GHRE 2728 - I	(1.0 E-11 - 1.0 E-6)	1.00E-11	1.00E-11	2.09E-07	1.77E-07	1.99E-07	1.87E-07	1.73E-07	2.09E-07	1.70E-07	1.83E-07	2.00E-07	1.80E-07	1.78E-07	1.78E-07
GHRE 2728 - G	(1.0 E-7 - 1.0 E-2)	1.14E-06	1.33E-06	1.00E-02	1.00E-02	1.00E-02	1.00E-02	1.00E-02	1.00E-02	1.00E-02	1.00E-02	1.00E-02	1.00E-02	1.00E-02	1.00E-02
CONTAINMENT ATMOSPHERE															
GTRE 3132 - P	(1.0 E-12 - 1.0 E-7)	1.00E-07	1.00E-07	1.00E-07	1.00E-07	1.00E-07	1.00E-07	1.00E-07	1.00E-07	1.00E-07	1.00E-07	1.00E-07	1.00E-07	1.00E-07	1.00E-07
GTRE 3132 - I	(1.0 E-11 - 1.0 E-6)	1.00E-08	1.00E-08	1.00E-08	1.00E-08	1.00E-08	1.00E-08	1.00E-08	1.00E-08	1.00E-08	1.00E-08	1.00E-08	1.00E-08	1.00E-08	1.00E-08
GTRE 3132 - G	(1.0 E-7 - 1.0 E-2)	1.00E-02	1.00E-02	1.00E-02	1.00E-02	1.00E-02	1.00E-02	1.00E-02	1.00E-02	1.00E-02	1.00E-02	1.00E-02	1.00E-02	1.00E-02	1.00E-02
RAD WASTE EXHAUST															
GHRE 22 - P	(1.0 E-12 - 1.0 E-7)	3.72E-12	3.97E-12	3.79E-12	3.40E-12	3.30E-12	4.99E-12	3.90E-12	4.17E-12	3.99E-12	3.94E-12	3.79E-12	3.91E-12	3.97E-12	3.42E-12
ACCESS CONTROL															
GHRE 41 - P	(1.0 E-12 - 1.0 E-7)	3.90E-12	3.99E-12	3.42E-12	3.99E-12	3.30E-12	3.42E-12	3.30E-12	4.02E-12	3.90E-12	3.90E-12	3.90E-12	3.90E-12	3.90E-12	3.33E-12
AUX BLDG EXHAUST															
GHRE 00 - P	(1.0 E-12 - 1.0 E-7)	1.19E-10	1.10E-10	1.37E-10	1.39E-10	1.41E-10	1.30E-10	1.33E-10	1.10E-10	1.29E-10	1.29E-10	1.32E-10	1.24E-10	1.22E-10	1.10E-10
ABRE 114 - SG A(mR/hr)*		0.010	1.00E-02	0.010	1.00E-02	0.010	1.00E-02	0.010	1.00E-02	0.010	1.00E-02	0.010	1.00E-02	0.010	1.00E-02
ABRE 113 - SG B(mR/hr)*		0.010	0.010	0.010	0.010	0.010	0.010	0.010	0.010	0.010	0.010	0.010	0.010	0.010	0.010
ABRE 112 - SG C(mR/hr)*		0.010	1.00E-02	0.010	1.00E-02	0.010	1.00E-02	0.010	1.00E-02	0.010	1.00E-02	0.010	1.00E-02	0.010	1.00E-02
ABRE 111 - SG D(mR/hr)*		0.010	1.00E-02	0.010	1.00E-02	0.010	1.00E-02	0.010	1.00E-02	0.010	1.00E-02	0.010	1.00E-02	0.010	1.00E-02
PCRE 305 Aux. TT(mR/hr)*		0.252	0.252	0.252	0.252	0.252	0.271	0.252	0.254	0.257	0.251	0.253	0.253	0.254	0.252
GTRE 5900(mR/hr) (ARAD2)	CHARMS	1.77E+03	2.11E+03	2.99E+03	3.40E+03	3.83E+03	3.79E+03	3.84E+03	3.99E+03	3.74E+03	3.98E+03	3.43E+03	2.17E+04	2.10E+04	2.04E+04
CONDENSER OFF GAS															
GHRE 02 - G (RM-11, 025)	(1.0 E-7 - 1.0 E-2)	4.30E-07	4.82E-07	4.97E-07	4.69E-07	4.39E-07	4.62E-07	4.30E-07	4.30E-07	4.70E-07	4.94E-07	4.27E-07	4.07E-07	4.20E-07	4.30E-07
GAS DECAY TX DISCHARGE															
GHRE 23 - G (RM-11, 235)	(1.0 E-7 - 1.0 E-2)	2.27E-06	2.41E-06	4.30E-06	2.43E-06	2.49E-06	4.83E-06	3.84E-06	3.21E-06	3.11E-06	4.49E-06	3.17E-06	3.82E-06	4.70E-06	2.22E-06
UNIT VENT	POBLE GASES (mR/hr)	8.10E+00	8.33E+00	8.11E+00	8.39E+00	8.06E+00	8.39E+00	8.71E+00	8.71E+00	8.78E+00	8.78E+00	8.07E+00	9.94E+00	8.13E+00	8.13E+00



# LIQUID PROCESS MONITOR DATA (Page 1 of 2)

Relative(HR:MM)		0:15	0:00	0:15	0:30	0:45	1:00	1:15	1:30	1:45	2:00	2:15	2:30	2:45	3:00	3:15
Actual(HR:MM) AM		7:45	8:00	8:15	8:30	8:45	9:00	9:15	9:30	9:45	10:00	10:15	10:30	10:45	11:00	11:15
Actual(HR:MM)		11:45	12:00	12:15	12:30	12:45	13:00	13:15	13:30	13:45	14:00	14:15	14:30	14:45	15:00	15:15
Time since RX Trip		0:00	0:00	0:00	0:00	0:00	0:00	0:15	0:30	0:45	1:00	1:15	1:30	1:45	2:00	2:15
Monitor																
SJRE 01 (016)	CVCS Latdown	5.18E+01	5.18E+01	5.18E+01	5.18E+01	5.18E+01	5.18E+01	5.18E+01	3.27E+01	1.70E+03	1.70E+03	1.70E+03	1.70E+03	1.70E+03	1.70E+03	1.70E+03
SJRE 02 (026)	SIG Liquid	2.67E-05	2.67E-05	2.69E-05	2.73E-05	2.75E-05	2.75E-05	2.71E-05	2.73E-05	2.73E-05	2.73E-05	2.69E-05	2.64E-05	2.69E-05	2.73E-05	2.71E-05
BMRE 25 (256)	SIG Blowdn Process	5.12E-07	5.12E-07	5.05E-07	5.05E-07	5.12E-07	5.18E-07	5.18E-07	5.17E-07	5.27E-07	5.20E-07	5.21E-07	5.22E-07	5.22E-07	5.16E-07	5.12E-07
BMRE 52 (526)	SIG Blowdown Dischg	3.48E-07	3.48E-07	3.43E-07	3.40E-07	3.44E-07	3.41E-07	3.38E-07	3.36E-07	3.39E-07	3.45E-07	3.49E-07	3.51E-07	3.50E-07	3.46E-07	3.48E-07
FBRE 50 (506)	Aux. Steam Cond. Recovery Tank	4.22E-07	4.22E-07	4.19E-07	4.20E-07	4.14E-07	4.09E-07	4.18E-07	4.16E-07	4.08E-07	4.06E-07	4.11E-07	4.12E-07	4.05E-07	4.05E-07	4.01E-07
HFRE 45 (456)	Sec. Liquid Waste	1.00E-07	1.00E-07	1.00E-07	1.00E-07	1.00E-07	1.00E-07	1.00E-07	1.00E-07	1.00E-07	1.00E-07	1.00E-07	1.00E-07	1.00E-07	1.00E-07	1.00E-07
HBRE10 (186)	Liquid Waste Dischg	6.71E-05	6.71E-05	6.63E-05	6.60E-05	6.70E-05	6.60E-05	6.48E-05	6.43E-05	6.51E-05	6.40E-05	6.46E-05	6.53E-05	6.47E-05	6.41E-05	6.50E-05
LERE 50 (506) (High Setpoint 3.0E-07)	Turbine Bldg. Drain	2.00E-07	2.00E-07	1.99E-07	2.01E-07	2.01E-07	1.99E-07	2.02E-07	2.00E-07	1.97E-07	1.95E-07	1.96E-07	1.93E-07	1.91E-07	1.90E-07	1.94E-07
EGRE 9/10 (096 / 106)	CCW	2.74E-07	2.74E-07	2.79E-07	2.84E-07	2.89E-07	2.84E-07	2.83E-07	2.86E-07	2.81E-07	2.77E-07	2.82E-07	2.82E-07	2.85E-07	2.82E-07	2.86E-07
HFRE 95 (956) (High Setpoint 1.0E-05)	Waste Water Trtment	2.00E-07	2.00E-07	2.01E-07	1.97E-07	1.93E-07	1.90E-07	1.89E-07	1.89E-07	1.86E-07	1.87E-07	1.84E-07	1.86E-07	1.89E-07	1.91E-07	1.88E-07

LOW END OF SCALE  
NORMAL READING

ALERT  
ALARM

HIGH END OF SCALE

# LIQUID PROCESS MONITOR DATA (Page 2 of 2)

Relative(HR:MM)		3:30	3:45	4:00	4:15	4:30	4:45	5:00	5:15	5:30	5:45	6:00	6:15	6:30	6:45
Actual(HR:MM) AM		11:30	11:45	12:00	12:15	12:30	12:45	13:00	13:15	13:30	13:45	14:00	14:15	14:30	14:45
Actual(HR:MM)		13:30	13:45	14:00	14:15	14:30	14:45	15:00	15:15	15:30	15:45	16:00	16:15	16:30	16:45
Time since RX Trip		2:30	2:45	3:00	3:15	3:30	3:45	4:00	4:15	4:30	4:45	5:00	5:15	5:30	
Monitor															
SJRE 01 (016)	CYCS Letdown	1.70E+03	1.70E+03	1.70E+03	1.70E+03	1.70E+03	1.70E+03	1.70E+03	1.70E+03	1.70E+03	1.70E+03	1.70E+03	1.70E+03	1.70E+03	1.70E+03
SJRE 02 (026)	S/G Liquid	2.69E-05	2.68E-05	2.67E-05	2.65E-05	2.67E-05	2.71E-05	2.67E-05	2.71E-05	2.73E-05	2.69E-05	2.73E-05	2.76E-05	2.75E-05	
BMRE 25 (236)	S/G Blowdown Process	5.13E-07	5.19E-07	5.12E-07	5.05E-07	5.10E-07	5.09E-07	5.03E-07	5.11E-07	5.03E-07	4.96E-07	4.96E-07	4.89E-07	4.83E-07	
BMRE 52 (526)	S/G Blowdown Dischg	3.50E-07	3.50E-07	3.50E-07	3.54E-07	3.47E-07	3.48E-07	3.42E-07	3.49E-07	3.43E-07	3.37E-07	3.38E-07	3.37E-07	3.38E-07	
FBRE 50 (506)	Aux. Steam Cond. Recovery Tank	4.01E-07	4.00E-07	4.10E-07	4.11E-07	4.18E-07	4.23E-07	4.20E-07	4.15E-07	4.18E-07	4.18E-07	4.14E-07	4.21E-07	4.15E-07	
HFRE 45 (456)	Sec. Liquid Waste	1.00E-07	1.00E-07	1.00E-07	1.00E-07	1.00E-07	1.00E-07	1.00E-07	1.00E-07	1.00E-07	1.00E-07	1.00E-07	1.00E-07	1.00E-07	
HBRE 18 (186)	Liquid Waste Dischg	6.41E-05	6.51E-05	6.41E-05	6.41E-05	6.34E-05	6.43E-05	6.51E-05	6.44E-05	6.52E-05	6.40E-05	6.53E-05	6.66E-05	6.77E-05	
LERE 59 (596)	Turbine Bldg. Drain	1.97E-07	2.01E-07	2.04E-07	2.02E-07	2.04E-07	2.07E-07	2.06E-07	2.03E-07	2.07E-07	2.03E-07	1.99E-07	1.96E-07	1.97E-07	
(High Setpoint 3.0E-07)															
EGRE 9/10 (096 / 106)	CCW	2.83E-07	2.87E-07	2.89E-07	2.90E-07	2.89E-07	2.85E-07	2.88E-07	2.89E-07	2.94E-07	2.99E-07	2.97E-07	2.94E-07	2.92E-07	
HFRE 95 (956)	Waste Water Trtment	1.84E-07	1.82E-07	1.83E-07	1.84E-07	1.88E-07	1.88E-07	1.91E-07	1.94E-07	1.92E-07	1.93E-07	1.92E-07	1.92E-07	1.91E-07	
(High Setpoint 1.0E-05)															

LOW END OF SCALE  
NORMAL READING

ALERT  
ALARM

HIGH END OF SCALE

**TURBINE BUILDING SUMP (Page 1 of 2)**

Time																	
Relative(HR:MM)	0:00	0:00	0:15	0:30	0:45	T/O	1:00	1:15	1:30	1:45	2:00	2:15	2:30	2:45	3:00	3:15	3:30
Actual(HR:MM) AM	7:45	8:00	8:15	8:30	8:45	9:00	9:15	9:30	9:45	10:00	10:15	10:30	10:45	11:00	11:15	11:30	11:45
Actual(HR:MM) PM	11:45	12:00	12:15	12:30	12:45	13:00	13:15	13:30	13:45	14:00	14:15	14:30	14:45	15:00	15:15	15:30	15:45
Nuclide																	
Ar-41	< 4.34E-08	< 4.34E-08	< 4.34E-08	< 4.34E-08	< 4.34E-08	< 4.34E-08	< 4.34E-08	< 4.34E-08	< 4.34E-08	< 4.34E-08	< 4.34E-08	< 4.34E-08	4.52E-08	5.58E-08	6.55E-08	7.46E-08	8.85E-08
Kr-85m	< 3.01E-08	< 3.01E-08	< 3.01E-08	< 3.01E-08	< 3.01E-08	< 3.01E-08	< 3.01E-08	< 3.01E-08	3.77E-08	6.89E-08	7.51E-08	8.73E-08	9.38E-08	1.11E-05	1.26E-05	1.38E-05	1.57E-05
Kr-85	< 9.29E-08	< 9.29E-08	< 9.29E-08	< 9.29E-08	< 9.29E-08	< 9.29E-08	< 9.29E-08	< 9.29E-08	< 9.29E-08	< 9.29E-08	< 9.29E-08	< 9.29E-08	< 9.29E-08	< 9.29E-08	< 9.29E-08	< 9.29E-08	< 9.29E-08
Kr-87	< 1.51E-07	< 1.51E-07	< 1.51E-07	< 1.51E-07	< 1.51E-07	< 1.51E-07	< 1.51E-07	< 1.51E-07	5.99E-08	9.93E-08	9.82E-08	1.03E-05	1.01E-05	1.09E-05	1.11E-05	1.11E-05	1.14E-05
Kr-88	< 1.16E-07	< 1.16E-07	< 1.16E-07	< 1.16E-07	< 1.16E-07	< 1.16E-07	< 1.16E-07	< 1.16E-07	9.83E-08	1.76E-05	1.87E-05	2.13E-05	2.24E-05	2.60E-05	2.87E-05	3.07E-05	3.43E-05
Xe-133m	< 2.12E-07	< 2.12E-07	< 2.12E-07	< 2.12E-07	< 2.12E-07	< 2.12E-07	< 2.12E-07	< 2.12E-07	9.18E-07	1.74E-08	1.96E-08	2.36E-08	2.63E-08	3.24E-08	3.79E-08	4.30E-08	5.09E-08
Xe-133	< 4.34E-07	< 4.34E-07	< 4.34E-07	< 4.34E-07	< 4.34E-07	< 4.34E-07	< 4.34E-07	< 4.34E-07	2.97E-05	5.63E-05	6.37E-05	7.68E-05	8.57E-05	1.06E-04	1.24E-04	1.41E-04	1.67E-04
Xe-135m	< 2.74E-08	< 2.74E-08	< 2.74E-08	< 2.74E-08	< 2.74E-08	< 2.74E-08	< 2.74E-08	< 2.74E-08	1.48E-08	1.43E-08	8.26E-07	5.07E-07	2.88E-07	1.81E-07	1.08E-07	6.24E-08	3.76E-08
Xe-135	< 8.34E-08	< 8.34E-08	< 8.34E-08	< 8.34E-08	< 8.34E-08	< 8.34E-08	< 8.34E-08	< 8.34E-08	6.90E-08	1.29E-05	1.43E-05	1.69E-05	1.86E-05	2.25E-05	2.59E-05	2.90E-05	3.37E-05
Total Noble Gas	0.00E+00	0.00E+00	0.00E+00	0.00E+00	0.00E+00	0.00E+00	0.00E+00	0.00E+00	6.85E-08	1.07E-04	1.17E-04	1.37E-04	1.49E-04	1.80E-04	2.06E-04	2.30E-04	2.67E-04
I-131	< 3.17E-08	< 3.17E-08	< 3.17E-08	< 3.17E-08	< 3.17E-08	< 3.17E-08	< 3.17E-08	< 3.17E-08	< 3.17E-08	3.69E-08	4.12E-08	4.91E-08	5.41E-08	6.58E-08	7.62E-08	8.55E-08	1.00E-07
I-132	< 5.39E-08	< 5.39E-08	< 5.39E-08	< 5.39E-08	< 5.39E-08	< 5.39E-08	< 5.39E-08	< 5.39E-08	6.15E-07	1.17E-08	1.32E-08	1.59E-08	1.78E-08	2.19E-08	2.57E-08	2.92E-08	3.47E-08
I-133	< 3.51E-08	< 3.51E-08	< 3.51E-08	< 3.51E-08	< 3.51E-08	< 3.51E-08	< 3.51E-08	< 3.51E-08	7.68E-07	1.35E-08	1.42E-08	1.59E-08	1.65E-08	1.89E-08	2.05E-08	2.17E-08	2.39E-08
I-134	< 2.89E-07	< 2.89E-07	< 2.89E-07	< 2.89E-07	< 2.89E-07	< 2.89E-07	< 2.89E-07	< 2.89E-07	1.25E-08	2.35E-08	2.64E-08	3.16E-08	3.51E-08	4.29E-08	5.00E-08	5.64E-08	6.64E-08
I-135	< 2.34E-07	< 2.34E-07	< 2.34E-07	< 2.34E-07	< 2.34E-07	< 2.34E-07	< 2.34E-07	< 2.34E-07	9.44E-07	1.47E-08	1.37E-08	1.35E-08	1.24E-08	1.26E-08	1.21E-08	1.13E-08	1.10E-08
Total Iodine	0.00E+00	0.00E+00	0.00E+00	0.00E+00	0.00E+00	0.00E+00	0.00E+00	0.00E+00	3.68E-08	6.39E-08	6.79E-08	7.75E-08	8.23E-08	9.69E-08	1.09E-05	1.19E-05	1.37E-05
Rb-88	< 2.77E-08	< 2.77E-08	< 2.77E-08	< 2.77E-08	< 2.77E-08	< 2.77E-08	< 2.77E-08	< 2.77E-08	< 2.77E-08	< 2.77E-08	< 2.77E-08	< 2.77E-08	< 2.77E-08	< 2.77E-08	2.87E-08	3.07E-08	3.43E-08
Ce-134	< 4.95E-08	< 4.95E-08	< 4.95E-08	< 4.95E-08	< 4.95E-08	< 4.95E-08	< 4.95E-08	< 4.95E-08	< 4.95E-08	< 4.95E-08	< 4.95E-08	< 4.95E-08	5.25E-08	6.46E-08	7.58E-08	8.62E-08	1.02E-07
Ce-136	< 4.95E-08	< 4.95E-08	< 4.95E-08	< 4.95E-08	< 4.95E-08	< 4.95E-08	< 4.95E-08	< 4.95E-08	< 4.95E-08	< 4.95E-08	< 4.95E-08	< 4.95E-08	< 4.95E-08	< 4.95E-08	< 4.95E-08	< 4.95E-08	< 4.95E-08
Ce-137	< 4.88E-08	< 4.88E-08	< 4.88E-08	< 4.88E-08	< 4.88E-08	< 4.88E-08	< 4.88E-08	< 4.88E-08	< 4.88E-08	< 4.88E-08	< 4.88E-08	< 4.88E-08	< 4.88E-08	< 4.88E-08	< 4.88E-08	< 4.88E-08	< 4.88E-08
Ce-138	< 5.34E-08	< 5.34E-08	< 5.34E-08	< 5.34E-08	< 5.34E-08	< 5.34E-08	< 5.34E-08	< 5.34E-08	< 5.34E-08	< 5.34E-08	< 5.34E-08	< 5.34E-08	< 5.34E-08	< 5.34E-08	< 5.34E-08	5.82E-08	6.90E-08
La-140	< 3.09E-08	< 3.09E-08	< 3.09E-08	< 3.09E-08	< 3.09E-08	< 3.09E-08	< 3.09E-08	< 3.09E-08	< 3.09E-08	< 3.09E-08	< 3.09E-08	< 3.09E-08	< 3.09E-08	< 3.09E-08	< 3.09E-08	< 3.09E-08	< 3.09E-08
Be-140	< 2.28E-08	< 2.28E-08	< 2.28E-08	< 2.28E-08	< 2.28E-08	< 2.28E-08	< 2.28E-08	< 2.28E-08	< 2.28E-08	< 2.28E-08	< 2.28E-08	< 2.28E-08	< 2.28E-08	< 2.28E-08	< 2.28E-08	2.33E-08	2.76E-08
Ce-144	< 2.81E-08	< 2.81E-08	< 2.81E-08	< 2.81E-08	< 2.81E-08	< 2.81E-08	< 2.81E-08	< 2.81E-08	< 2.81E-08	< 2.81E-08	< 2.81E-08	< 2.81E-08	< 2.81E-08	< 2.81E-08	< 2.81E-08	< 2.81E-08	< 2.81E-08
Total Particulate	0.00E+00	0.00E+00	0.00E+00	0.00E+00	0.00E+00	0.00E+00	0.00E+00	0.00E+00	0.00E+00	0.00E+00	0.00E+00	0.00E+00	5.25E-08	6.46E-08	2.95E-08	3.24E-08	3.63094E-06
Total Activity	0.00E+00	0.00E+00	0.00E+00	0.00E+00	0.00E+00	0.00E+00	0.00E+00	0.00E+00	6.21E-05	1.13E-04	1.24E-04	1.45E-04	1.57E-04	1.89E-04	2.20E-04	2.45E-04	2.85E-04

**TURBINE BUILDING SUMP (Page 2 of 2)**

Time													
Relative(HR:MM)	3:15	4:00	4:15	4:30	4:45	5:00	5:15	5:30	5:45	6:00	6:15	6:30	6:45
Actual(HR:MM) AM	12:00	12:15	12:30	12:45	13:00	13:15	13:30	13:45	14:00	14:15	14:30	14:45	15:00
Actual(HR:MM) PM	18:00	18:15	18:30	18:45	19:00	19:15	19:30	19:45	20:00	20:15	20:30	20:45	21:00
Nuclide													
Ar-41	8.85E-08	8.86E-08	8.61E-08	8.40E-08	8.23E-08	8.10E-08	7.97E-08	7.85E-08	7.73E-08	7.57E-08	1.48E-07	1.44E-07	1.38E-07
Kr-83m	1.57E-05	1.52E-05	1.42E-05	1.33E-05	1.25E-05	1.19E-05	1.12E-05	1.07E-05	1.01E-05	9.51E-06	1.79E-05	1.67E-05	1.54E-05
Kr-85	< 9.29E-06	< 9.29E-06	< 9.29E-06	< 9.29E-06	< 9.29E-06	< 9.29E-06	< 9.29E-06	< 9.29E-06	< 9.29E-06	< 9.29E-06	< 9.29E-06	< 9.29E-06	< 9.29E-06
Kr-87	1.14E-05	9.99E-06	8.48E-06	7.21E-06	6.16E-06	5.29E-06	4.55E-06	3.91E-06	3.36E-06	2.87E-06	4.90E-06	4.14E-06	3.46E-06
Kr-88	3.43E-05	3.23E-05	2.96E-05	2.71E-05	2.50E-05	2.31E-05	2.14E-05	1.99E-05	1.84E-05	1.70E-05	3.12E-05	2.85E-05	2.57E-05
Xe-133m	5.09E-08	5.08E-08	4.92E-08	4.78E-08	4.67E-08	4.58E-08	4.49E-08	4.41E-08	4.33E-08	4.23E-08	8.24E-08	7.97E-08	7.61E-08
Xe-133	1.67E-04	1.67E-04	1.62E-04	1.58E-04	1.54E-04	1.52E-04	1.49E-04	1.47E-04	1.44E-04	1.41E-04	2.75E-04	2.67E-04	2.55E-04
Xe-135m	3.76E-08	< 2.74E-08	< 2.74E-08	< 2.74E-08	< 2.74E-08	< 2.74E-08	< 2.74E-08	< 2.74E-08	< 2.74E-08	< 2.74E-08	< 2.74E-08	< 2.74E-08	< 2.74E-08
Xe-135	3.37E-05	3.31E-05	3.16E-05	3.02E-05	2.91E-05	2.81E-05	2.71E-05	2.62E-05	2.53E-05	2.43E-05	4.67E-05	4.44E-05	4.17E-05
Total Noble Gas	2.67E-04	2.63E-04	2.51E-04	2.40E-04	2.32E-04	2.25E-04	2.18E-04	2.12E-04	2.06E-04	1.99E-04	3.85E-04	3.69E-04	3.49E-04
I-131	1.00E-07	9.87E-08	9.45E-08	9.10E-08	8.79E-08	8.54E-08	8.28E-08	8.05E-08	7.81E-08	7.55E-08	1.82E-08	1.74E-08	1.64E-08
I-132	3.47E-06	3.47E-06	3.37E-06	3.28E-06	3.21E-06	3.16E-06	3.11E-06	3.06E-06	3.01E-06	2.94E-06	7.19E-06	6.97E-06	6.67E-06
I-133	2.39E-08	2.21E-08	2.00E-08	1.81E-08	1.64E-08	1.50E-08	1.37E-08	1.25E-08	1.14E-08	1.04E-08	2.35E-08	2.11E-08	1.88E-08
I-134	6.64E-06	6.59E-06	6.35E-06	6.14E-06	5.97E-06	5.82E-06	5.68E-06	5.56E-06	5.42E-06	5.27E-06	1.28E-04	1.23E-04	1.17E-04
I-135	1.10E-06	9.06E-07	7.23E-07	5.79E-07	4.65E-07	3.76E-07	3.04E-07	2.46E-07	< 2.34E-07	< 2.34E-07	3.20E-06	2.55E-06	2.00E-06
Total Iodine	1.37E-05	1.33E-05	1.25E-05	1.19E-05	1.14E-05	1.09E-05	1.05E-05	1.02E-05	9.65E-06	9.32E-06	2.28E-04	2.18E-04	2.06E-04
Rb-88	3.43E-06	3.23E-06	2.96E-06	< 2.77E-06	< 2.77E-06	< 2.77E-06	< 2.77E-06	< 2.77E-06	< 2.77E-06	< 2.77E-06	3.12E-06	2.85E-06	< 2.77E-06
Cs-134	1.02E-07	1.02E-07	9.94E-08	9.70E-08	9.50E-08	9.35E-08	9.20E-08	9.07E-08	8.92E-08	8.74E-08	2.14E-06	2.07E-06	1.99E-06
Cs-136	< 4.95E-08	< 4.95E-08	< 4.95E-08	< 4.95E-08	< 4.95E-08	< 4.95E-08	< 4.95E-08	< 4.95E-08	< 4.95E-08	< 4.95E-08	< 4.95E-08	< 4.95E-08	< 4.95E-08
Cs-137	< 4.88E-08	< 4.88E-08	< 4.88E-08	< 4.88E-08	< 4.88E-08	< 4.88E-08	< 4.88E-08	< 4.88E-08	< 4.88E-08	< 4.88E-08	5.87E-07	5.69E-07	5.45E-07
Cs-138	6.90E-08	6.90E-08	6.71E-08	6.55E-08	6.41E-08	6.31E-08	6.21E-08	6.12E-08	6.02E-08	5.90E-08	1.44E-06	1.40E-06	1.34E-06
La-140	< 3.09E-08	< 3.09E-08	< 3.09E-08	< 3.09E-08	< 3.09E-08	< 3.09E-08	< 3.09E-08	< 3.09E-08	< 3.09E-08	< 3.09E-08	2.89E-07	2.80E-07	2.68E-07
Ba-140	2.76E-08	2.76E-08	2.68E-08	2.62E-08	2.57E-08	2.52E-08	2.48E-08	2.45E-08	2.41E-08	2.36E-08	5.77E-07	5.60E-07	5.36E-07
Co-144	< 2.81E-08	< 2.81E-08	< 2.81E-08	< 2.81E-08	< 2.81E-08	< 2.81E-08	< 2.81E-08	< 2.81E-08	< 2.81E-08	< 2.81E-08	3.17E-07	3.08E-07	2.95E-07
Total Particulate	3.83E-06	3.43E-06	3.15E-06	1.89E-07	1.85E-07	1.82E-07	1.79E-07	1.76E-07	1.74E-07	1.70E-07	8.47E-06	8.04E-06	4.97E-06
Total Activity	2.85E-04	2.79E-04	2.68E-04	2.53E-04	2.43E-04	2.36E-04	2.29E-04	2.22E-04	2.16E-04	2.08E-04	6.21E-04	5.95E-04	5.60E-04

# METEOROLOGICAL DATA (MET) (Page 1 of 2)

TIME (RELATIVE)	7:15	8:00	8:15	8:30	8:45	9:00	9:15	9:30	9:45	10:00	10:15	10:30	10:45	11:00	11:15	11:30	11:45	12:00	12:15	12:30	12:45
Actual(HR:MM) AM	7:45	8:00	8:15	8:30	8:45	9:00	9:15	9:30	9:45	10:00	10:15	10:30	10:45	11:00	11:15	11:30	11:45	12:00	12:15	12:30	12:45
Actual(HR:MM) PM	11:45	12:00	12:15	12:30	12:45	13:00	13:15	13:30	13:45	14:00	14:15	14:30	14:45	15:00	15:15	15:30	15:45	16:00	16:15	16:30	16:45
WIND SPEED (KPH)																					
10M	20.8	20.8	21.8	21.5	21.3	20.8	20.1	21.1	21.3	20.8	20.6	21.6	20.6	21.1	20.8	21.3	20.3	20.8	20.3	20.8	21.3
35M	19.2	19.2	23.0	22.7	22.5	22.0	21.3	22.3	22.5	22.0	21.8	22.8	21.8	22.3	22.0	22.5	21.5	22.0	21.5	22.0	22.5
60M	24.8	24.8	23.8	23.5	23.3	22.8	22.1	23.1	23.3	22.8	22.6	23.6	22.6	23.1	22.8	23.3	22.3	22.8	22.3	22.8	23.3
WIND SPEED (MPH)																					
10M	13.0	13.0	13.6	13.4	13.3	13.0	12.5	13.2	13.3	13.0	12.8	13.5	12.8	13.2	13.0	13.3	12.7	13.0	12.7	13.0	13.3
35M	12.0	12.0	14.4	14.2	14.1	13.8	13.3	13.9	14.1	13.8	13.6	14.2	13.6	13.9	13.8	14.1	13.4	13.8	13.4	13.8	14.1
60M	15.5	15.5	14.9	14.7	14.6	14.3	13.8	14.4	14.6	14.3	14.1	14.7	14.1	14.4	14.3	14.6	13.9	14.3	13.9	14.3	14.6
WIND DIR																					
10M (DEG FROM)	68	68	70	68	67	69	66	68	66	69	71	69	67	66	68	69	68	69	71	70	72
35M (DEG FROM)	83	83	85	83	82	84	81	83	81	84	88	84	82	81	83	84	83	84	88	85	87
60M (DEG FROM)	90	90	92	90	89	91	88	90	88	91	93	91	89	88	90	91	90	91	93	92	94
WIND DIR (DEG TO)																					
10M (DEG TO)	248	248	250	248	247	249	246	248	246	249	251	249	247	246	248	249	248	249	251	250	252
35M (DEG TO)	263	263	265	263	262	264	261	263	261	264	266	264	262	261	263	264	263	264	266	265	267
60M (DEG TO)	270	270	272	270	269	271	268	270	268	271	273	271	269	268	270	271	270	271	273	272	274
WIND DIR VAR																					
10M (DEG)	8.7	8.7	12.7	13.0	13.0	13.4	13.4	13.4	13.6	13.6	13.6	13.6	13.6	13.6	13.6	14.1	14.3	14.5	14.8	15.0	13.0
60M (DEG)	9.0	9.0	12.5	12.8	12.8	13.1	13.1	13.1	13.4	13.4	13.4	13.4	13.4	13.4	13.4	13.6	13.7	13.8	13.9	14.0	12.8
VERT TEMP DIFF																					
10-35M (DEG C)	0.1	0.1	0.1	0.1	0.1	0.2	0.2	0.2	0.2	0.2	0.2	0.3	0.3	0.3	0.3	0.3	0.4	0.3	0.3	0.3	0.3
10-60M (DEG C)	0.3	0.3	0.2	0.2	0.2	0.3	0.2	0.3	0.3	0.3	0.3	0.2	0.2	0.3	0.3	0.3	0.3	0.3	0.3	0.3	0.2
10-85M (DEG C)	0.4	0.4	0.4	0.3	0.3	0.4	0.4	0.4	0.4	0.4	0.4	0.4	0.3	0.4	0.4	0.4	0.4	0.4	0.4	0.4	0.4
VERT TEMP DIFF																					
10-35M (DEG F)	0.2	0.2	0.2	0.2	0.3	0.3	0.3	0.4	0.4	0.4	0.4	0.5	0.5	0.5	0.6	0.6	0.6	0.6	0.6	0.6	0.5
10-60M (DEG F)	0.5	0.5	0.4	0.4	0.4	0.5	0.4	0.5	0.5	0.5	0.5	0.4	0.4	0.5	0.5	0.5	0.5	0.5	0.5	0.5	0.4
10-85M (DEG F)	0.7	0.7	0.6	0.6	0.6	0.7	0.6	0.7	0.7	0.7	0.7	0.6	0.6	0.7	0.7	0.7	0.7	0.7	0.7	0.7	0.6
DEW POINT																					
10M (DEG C)	18.7	18.7	18.1	18.2	18.6	17.2	17.4	17.7	18.2	18.4	18.7	18.9	18.7	18.9	18.3	18.6	19.1	19.3	19.6	19.9	22.6
10M (DEG F)	65.6	65.6	64.7	64.8	65.5	62.9	63.4	63.8	64.7	65.1	65.7	66.1	65.7	66.1	64.9	65.6	66.5	66.8	67.3	67.9	72.7
REF TEMP																					
10M (DEG C)	17.8	17.8	18.0	18.4	18.9	19.1	19.3	19.7	20.2	20.4	20.7	20.9	20.7	20.9	20.6	21.0	21.5	21.7	21.9	22.3	22.8
10M (DEG F)	64.0	64.0	64.5	65.1	66.0	66.3	66.8	67.4	68.3	68.7	69.3	69.7	69.3	69.7	69.1	69.8	70.7	71.0	71.5	72.1	73.0
PRECIP (IN)	0	0	0	0	0	0	0	0	0	0	0	0	0	0	0	0	0	0	0	0	0
STAB CLASS	E	E	E	E	E	E	E	E	E	E	E	E	E	E	E	E	E	E	E	E	E

**METEOROLOGICAL DATA (MET) (Page 2 of 2)**

TIME (RELATIVE)	5:00	5:15	5:30	5:45	6:00	6:15	6:30	6:45	7:00	7:15	7:30	7:45	8:00	8:15	8:30	8:45	9:00	9:15
Actual(HR:MM) AM	13:00	13:15	13:30	13:45	14:00	14:15	14:30	14:45	15:00	15:15	15:30	15:45	16:00	16:15	16:30	16:45	17:00	17:15
Actual(HR:MM) PM	17:00	17:15	17:30	17:45	18:00	18:15	18:30	18:45	19:00	19:15	19:30	19:45	20:00	20:15	20:30	20:45	21:00	21:15
<b>WIND SPEED (KPH)</b>																		
10M	20.8	21.5	20.7	21.1	20.6	20.1	20.4	20.9	21.4	20.9	20.4	20.5	21.0	20.7	21.2	20.7	21.2	21.0
35M	22.0	22.7	21.9	22.3	21.8	21.3	21.6	22.1	22.6	22.1	21.6	21.7	22.2	21.9	22.4	21.9	22.4	22.2
60M	22.8	23.5	22.7	23.1	22.6	22.1	22.4	22.9	23.4	22.9	22.4	22.5	23.0	22.7	23.2	22.7	23.2	23.0
<b>WIND SPEED (MPH)</b>																		
10M	13.0	13.4	12.9	13.2	12.9	12.6	12.7	13.0	13.3	13.0	12.7	12.8	13.1	12.9	13.3	12.9	13.3	13.1
35M	13.8	14.2	13.7	13.9	13.6	13.3	13.5	13.8	14.1	13.8	13.5	13.5	13.8	13.7	14.0	13.7	14.0	13.8
60M	14.3	14.7	14.2	14.4	14.1	13.8	14.0	14.3	14.6	14.3	14.0	14.0	14.3	14.2	14.5	14.2	14.5	14.3
<b>WIND DIR</b>																		
10M (DEG FROM)	73	72	71	73	71	72	71	72	70	71	72	70	73	74	72	73	71	72
35M (DEG FROM)	88	87	86	88	86	87	86	87	85	86	87	85	88	89	87	88	86	87
60M (DEG FROM)	95	94	93	95	93	94	93	94	92	93	94	92	95	96	94	95	93	94
<b>WIND DIR (DEG TO)</b>																		
10M (DEG TO)	253	252	251	253	251	252	251	252	250	251	252	250	253	254	252	253	251	252
35M (DEG TO)	268	267	266	268	266	267	266	267	265	266	267	265	268	269	267	268	266	267
60M (DEG TO)	275	274	273	275	273	274	273	274	272	273	274	272	275	276	274	275	273	274
<b>WIND DIR VAR</b>																		
10M (DEG)	13.0	13.4	13.4	13.4	13.6	13.6	13.6	14.1	14.3	14.5	14.8	15.0	15.0	15.0	15.0	15.0	15.0	15.0
60M (DEG)	12.8	13.1	13.1	13.1	13.4	13.4	13.4	13.8	13.7	13.8	13.9	14.0	14.0	14.0	14.0	14.0	14.0	14.0
<b>VERT TEMP DIFF</b>																		
10-35M (DEG C)	0.3	0.3	0.3	0.3	0.3	0.4	0.3	0.3	0.3	0.3	0.4	0.3	0.3	0.3	0.3	0.3	0.3	0.3
10-60M (DEG C)	0.2	0.2	0.2	0.3	0.3	0.3	0.3	0.3	0.3	0.3	0.3	0.3	0.3	0.3	0.3	0.2	0.2	0.2
10-85M (DEG C)	-0.3	-0.3	-0.3	-0.5	-0.5	-0.4	-0.5	-0.5	-0.5	-0.5	-0.4	-0.5	-0.5	-0.5	-0.5	-0.5	-0.5	-0.5
<b>VERT TEMP DIFF</b>																		
10-35M (DEG F)	0.5	0.5	0.5	0.6	0.6	0.6	0.6	0.6	0.6	0.6	0.6	0.6	0.6	0.6	0.6	0.5	0.5	0.5
10-60M (DEG F)	0.4	0.4	0.4	0.5	0.5	0.5	0.5	0.5	0.5	0.5	0.5	0.5	0.5	0.5	0.5	0.4	0.4	0.4
10-85M (DEG F)	-0.5	-0.5	-0.6	-0.9	-0.9	-0.8	-0.8	-0.8	-0.9	-0.9	-0.8	-0.8	-0.8	-0.9	-0.9	-0.9	-0.9	-0.9
<b>DEW POINT</b>																		
10M (DEG C)	22.7	21.3	21.7	22.1	22.3	22.5	22.5	23.0	23.3	23.6	24.1	24.3	24.5	24.7	24.9	25.1	25.3	25.5
10M (DEG F)	72.9	70.4	71.0	71.7	72.1	72.6	72.6	73.5	73.9	74.6	75.5	75.8	76.2	76.5	76.9	77.3	77.6	78.0
<b>REF TEMP</b>																		
10M (DEG C)	23.0	23.2	23.6	24.1	24.3	24.5	24.9	25.4	25.6	26.0	26.5	26.7	26.9	27.1	27.3	27.5	27.7	27.9
10M (DEG F)	73.4	73.8	74.4	75.3	75.7	76.2	76.8	77.7	78.1	78.8	79.7	80.0	80.4	80.7	81.1	81.5	81.8	82.2
<b>PRECIP (IN)</b>	0	0	0	0	0	0	0	0	0	0	0	0	0	0	0	0	0	0
<b>STAB CLASS</b>	E	E	E	E	E	E	E	E	E	E	E	E	E	E	E	E	E	E

**AREA RADIATION MONITORS (ARAD2) (Page 1 of 2)**

TIME (RELATIVE)		7:45	8:00	8:15	8:30	8:45	9:00	9:15	9:30	9:45	10:00	10:15	10:30	10:45	11:00	11:15	11:30	11:45	
Actual(HR:MIN) AM		7:45	8:00	8:15	8:30	8:45	9:00	9:15	9:30	9:45	10:00	10:15	10:30	10:45	11:00	11:15	11:30	11:45	
Actual(HR:MIN) PM		11:45	12:00	12:15	12:30	12:45	13:00	13:15	13:30	13:45	14:00	14:15	14:30	14:45	15:00	15:15	15:30	15:45	
MONITOR		DOSE RATE																	
(SDRE) LOCATION	(mR/hr)																		
01 RWSTE BLDG CORR, BASEMENT (W)	0.2	0.2	0.2	0.2	0.2	0.2	0.2	0.2	0.2	0.2	0.2	0.2	0.2	0.2	0.2	0.2	0.2	0.2	
02 RWSTE BLDG CORR, BASEMENT (Cnrl)	0.2	0.2	0.2	0.2	0.2	0.2	0.2	0.2	0.2	0.2	0.2	0.2	0.2	0.2	0.2	0.2	0.2	0.2	
03 RWSTE BLDG CORR, BASEMENT (E)	0.2	0.2	0.2	0.2	0.2	0.2	0.2	0.2	0.2	0.2	0.2	0.2	0.2	0.2	0.2	0.2	0.2	0.2	
04 RWSTE BLDG CORR, 2000' (W)	0.2	0.2	0.2	0.2	0.2	0.2	0.2	0.2	0.2	0.2	0.2	0.2	0.2	0.2	0.2	0.2	0.2	0.2	
05 RWSTE BLDG CORR, 2000' (Cnrl)	0.5	0.5	0.5	0.5	0.5	0.5	0.5	0.5	0.5	0.5	0.5	0.5	0.5	0.5	0.5	0.5	0.5	0.5	
06 SOLID RADWASTE AREA, 2000'	0.2	0.2	0.2	0.2	0.2	0.2	0.2	0.2	0.2	0.2	0.2	0.2	0.2	0.2	0.2	0.2	0.2	0.2	
07 RWSTE BLDG TRUCK SPACE, 2000'	0.2	310.0	310.0	310.0	310.0	310.0	310.0	310.0	310.0	310.0	310.0	310.0	310.0	310.0	310.0	310.0	310.0	310.0	
08 RWSTE BLDG SAMPLE LAB	0.2	0.2	0.2	0.2	0.2	0.2	0.2	0.2	0.2	0.2	0.2	0.2	0.2	0.2	0.2	0.2	0.2	0.2	
09 RWSTE BLDG VLVE RM CORR, 2047' (E)	0.2	0.2	0.2	0.2	0.2	0.2	0.2	0.2	0.2	0.2	0.2	0.2	0.2	0.2	0.2	0.2	0.2	0.2	
10 RWSTE BLDG VLVE RM CORR, 2047' (W)	0.2	0.2	0.2	0.2	0.2	0.2	0.2	0.2	0.2	0.2	0.2	0.2	0.2	0.2	0.2	0.2	0.2	0.2	
11 RWSTE BLDG HVAC FILTER UNIT	0.2	0.2	0.2	0.2	0.2	0.2	0.2	0.2	0.2	0.2	0.2	0.2	0.2	0.2	0.2	0.2	0.2	0.2	
12 AUX BLDG CORR, BSMENT 1974' (SE)	0.2	0.2	0.2	0.2	0.2	0.2	0.2	0.2	0.2	0.9	1.6	1.6	1.6	1.6	1.6	1.6	1.6	1.6	
13 AUX BLDG CORR, BSMENT 1974' (NE)	0.2	0.2	0.2	0.2	0.2	0.2	0.2	0.2	0.2	0.8	0.8	0.8	0.8	0.8	0.8	0.8	0.8	0.8	
14 AUX BLDG CORR, BSMENT 1974' (N)	0.2	0.2	0.2	0.2	0.2	0.2	0.2	0.2	0.2	0.2	0.2	0.2	0.2	0.2	0.2	0.2	0.2	0.2	
15 AUX BLDG CORR, BSMENT 1974' (W)	0.2	0.2	0.2	0.2	0.2	0.2	0.2	0.2	0.2	0.2	0.2	0.2	0.2	0.2	0.2	0.2	0.2	0.2	
16 AUX BLDG CORR, BSMENT 1974' (SW)	0.2	0.2	0.2	0.2	0.2	0.2	0.2	0.2	0.2	0.2	0.2	0.2	0.2	0.2	0.2	0.2	0.2	0.2	
17 NON-RAD PIPE TUN & PERS ACC 1974'	0.2	0.2	0.2	0.2	0.2	0.2	0.2	0.2	0.2	0.2	0.2	0.2	0.2	0.2	0.2	0.2	0.2	0.2	
18 AUX BLDG GRND FLR CORR 2000' (N)	0.2	0.2	0.2	0.2	0.2	0.2	0.2	0.2	0.2	0.2	0.2	0.2	0.2	0.2	0.2	0.2	0.2	0.2	
19 AUX BLDG GRND FLR CORR 2000' (SE)	0.2	0.2	0.2	0.2	0.2	0.2	0.2	0.2	0.2	0.2	0.2	0.2	0.2	0.2	0.2	0.2	0.2	0.2	
20 AUX BLDG VLVE RM CORR 2000' (S)	0.2	0.2	0.2	0.2	0.2	0.2	0.2	0.2	0.2	0.2	0.2	0.2	0.2	0.2	0.2	0.2	0.2	0.2	
21 AUX BLDG VLVE RM CORR 2000' (S)	0.2	0.2	0.2	0.2	0.2	0.2	0.2	0.2	0.2	0.2	0.2	0.2	0.2	0.2	0.2	0.2	0.2	0.2	
22 AUX BLDG GRND FLR 2000' (SW)	0.2	0.2	0.2	0.2	0.2	0.2	0.2	0.2	0.2	0.2	0.2	0.2	0.2	0.2	0.2	0.2	0.2	0.2	
23 AUX BLDG GRND FLR 2000' (W)	0.2	0.2	0.2	0.2	0.2	0.2	0.2	0.2	0.2	0.2	0.2	0.2	0.2	0.2	0.2	0.2	0.2	0.2	
24 AUX BLDG SAMPLING RM 2000' (Cnrl)	12.0	12.0	12.0	12.0	12.0	12.0	12.0	12.0	10.8	272.8	489.0	532.4	621.0	675.1	813.8	839.0	1053.7	1236.3	
25 AUX BLDG VENT FILTER	0.2	0.2	0.2	0.2	0.2	0.2	0.2	0.2	0.2	0.2	0.2	0.2	0.2	0.2	0.2	0.2	0.2	0.2	
26 RHR HEAT EXCHANGER OUTSIDE 2026'	0.2	0.2	0.2	0.2	0.2	0.2	0.2	0.2	0.2	0.2	0.2	0.2	0.2	0.2	0.2	0.2	0.2	0.2	
27 CONT PURGE EXHST FILT UNIT 2047'	0.2	0.2	0.2	0.2	0.2	0.2	0.2	0.2	0.2	0.2	0.2	0.2	0.2	0.2	0.2	0.2	0.2	0.2	
28 CONT PERSONNEL HATCH 2047'	0.2	0.2	0.2	0.2	0.2	0.2	0.2	0.2	0.2	0.2	0.2	0.2	0.2	0.2	0.2	0.2	0.2	0.2	
29 HOT MACHINE SHOP	0.2	0.2	0.2	0.2	0.2	0.2	0.2	0.2	0.2	0.2	0.2	0.2	0.2	0.2	0.2	0.2	0.2	0.2	
30 HOT INSTRUMENT SHOP	0.2	0.2	0.2	0.2	0.2	0.2	0.2	0.2	0.2	0.2	0.2	0.2	0.2	0.2	0.2	0.2	0.2	0.2	
31 CONTROL BLDG HOT LAB	0.2	0.2	0.2	0.2	0.2	0.2	0.2	0.2	0.2	0.2	0.2	0.2	0.2	0.2	0.2	0.2	0.2	0.2	
32 CONTROL BLDG CORRIDOR	0.2	0.2	0.2	0.2	0.2	0.2	0.2	0.2	0.2	0.2	0.2	0.2	0.2	0.2	0.2	0.2	0.2	0.2	
33 CONTROL ROOM 2047'	0.2	0.2	0.2	0.2	0.2	0.2	0.2	0.2	0.2	0.2	0.2	0.2	0.2	0.2	0.2	0.2	0.2	0.2	
34 CASK HANDLING AREA 2000'	0.2	0.2	0.2	0.2	0.2	0.2	0.2	0.2	0.2	0.2	0.2	0.2	0.2	0.2	0.2	0.2	0.2	0.2	
35 NEW FUEL STORAGE 2026'	0.2	0.2	0.2	0.2	0.2	0.2	0.2	0.2	0.2	0.2	0.2	0.2	0.2	0.2	0.2	0.2	0.2	0.2	
36 NEW FUEL STORAGE CORRIDOR 2026'	0.2	0.2	0.2	0.2	0.2	0.2	0.2	0.2	0.2	0.2	0.2	0.2	0.2	0.2	0.2	0.2	0.2	0.2	
37 SPENT FUEL POOL AREA	0.2	0.2	0.2	0.2	0.2	0.2	0.2	0.2	0.2	0.2	0.2	0.2	0.2	0.2	0.2	0.2	0.2	0.2	
38 SPENT FUEL POOL AREA	0.2	0.2	0.2	0.2	0.2	0.2	0.2	0.2	0.2	0.2	0.2	0.2	0.2	0.2	0.2	0.2	0.2	0.2	
39 SEAL TABLE AREA 2026' (N)	10.0	10.0	10.0	10.0	10.0	10.0	10.0	10.0	10.0	182.1	10000.0	10000.0	10000.0	10000.0	10000.0	10000.0	10000.0	10000.0	
40 PERS HATCH AREA INSIDE 2047' (SW)	7.0	7.0	7.0	7.0	7.0	7.0	7.0	7.0	7.0	285.2	10000.0	10000.0	10000.0	10000.0	10000.0	10000.0	10000.0	10000.0	
41 CONTAINMENT BLDG 2047' (NW)	30.0	30.0	30.0	30.0	30.0	30.0	30.0	30.0	30.0	304.2	10000.0	10000.0	10000.0	10000.0	10000.0	10000.0	10000.0	10000.0	
42 CONTAINMENT BLDG 2047' (E)	2.0	2.0	2.0	2.0	2.0	2.0	2.0	2.0	2.0	313.8	10000.0	10000.0	10000.0	10000.0	10000.0	10000.0	10000.0	10000.0	
47 PASS SAMPLING ROOM 2000' (FV Hr)	0.0	0.0	0.0	0.0	0.0	0.0	0.0	0.0	0.0	0.0	0.0	0.0	0.0	0.0	0.0	0.0	0.0	0.0	
43 TECHNICAL SUPPORT CENTER	0.2	0.2	0.2	0.2	0.2	0.2	0.2	0.2	0.2	0.2	0.2	0.2	0.2	0.2	0.2	0.2	0.2	0.2	
44 EMERGENCY OPERATIONS FACILITY	0.2	0.2	0.2	0.2	0.2	0.2	0.2	0.2	0.2	0.2	0.2	0.2	0.2	0.2	0.2	0.2	0.2	0.2	
		LOW END OF SCALE				ALERT				HIGH END OF SCALE									
		NORMAL READING				ALARM													

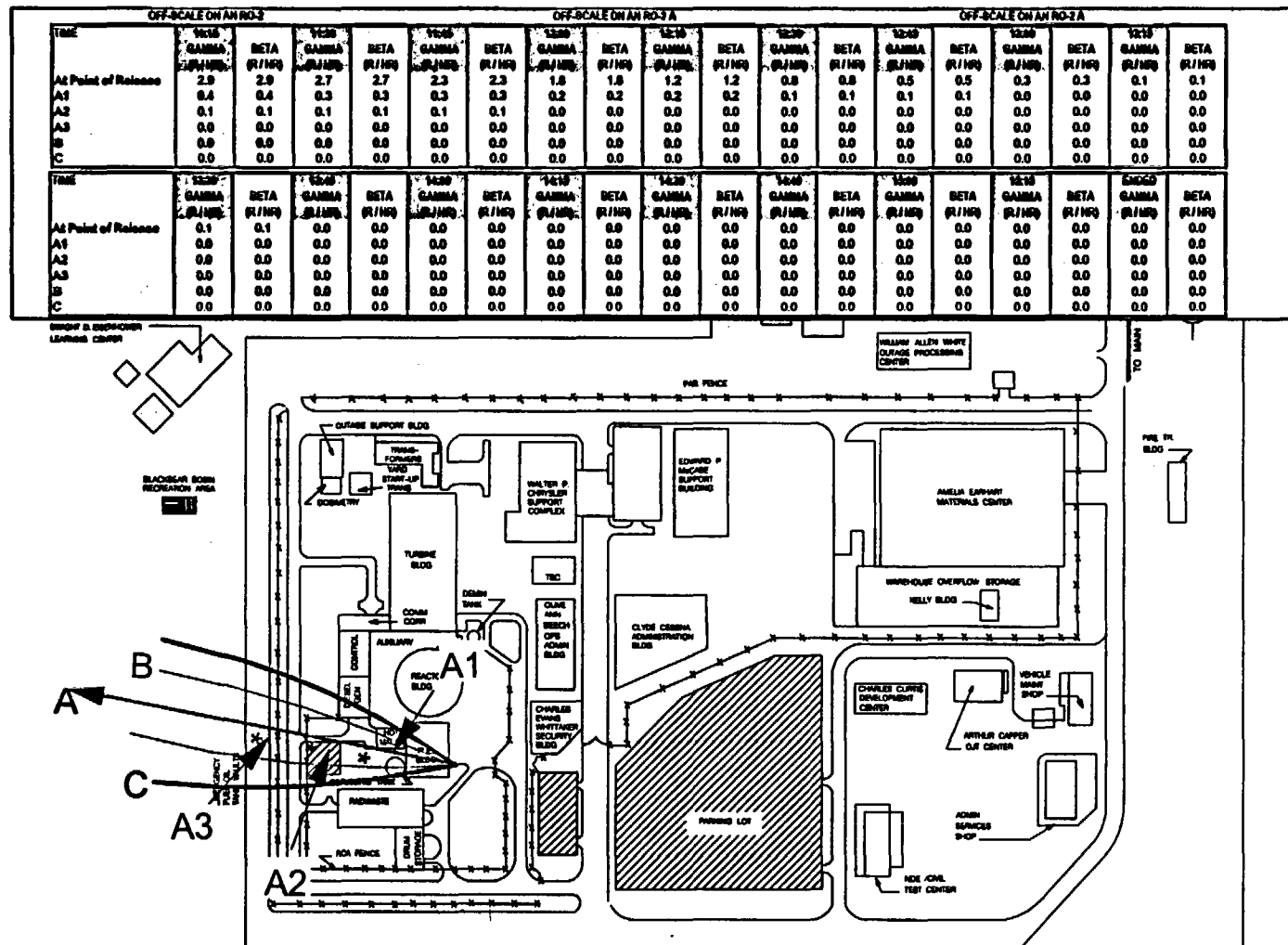
# AREA RADIATION MONITORS (ARAD2) (Page 2 of 2)

		4:00	4:15	4:30	4:45	5:00	5:15	5:30	5:45	6:00	6:15	6:30	6:45
TIME (RELATIVE)		12:00	12:15	12:30	12:45	13:00	13:15	13:30	13:45	14:00	14:15	14:30	14:45
Actual(HR:MM) AM		16:00	16:15	16:30	16:45	17:00	17:15	17:30	17:45	18:00	18:15	18:30	18:45
Actual(HR:MM) PM													
MONITOR	DOSE RATE												
(SDRE) LOCATION	(mR/hr)												
01 RWSTE BLDG CORR, BASEMENT (W)	0.2	0.2	0.2	0.2	0.2	0.2	0.2	0.2	0.2	0.2	0.2	0.2	0.2
02 RWSTE BLDG CORR, BASEMENT (Cnrl)	0.2	0.2	0.2	0.2	0.2	0.2	0.2	0.2	0.2	0.2	0.2	0.2	0.2
03 RWSTE BLDG CORR, BASEMENT (E)	0.2	0.2	0.2	0.2	0.2	0.2	0.2	0.2	0.2	0.2	0.2	0.2	0.2
04 RWSTE BLDG CORR, 2000' (W)	0.2	0.2	0.2	0.2	0.2	0.2	0.2	0.2	0.2	0.2	0.2	0.2	0.2
05 RWSTE BLDG CORR, 2000' (Cnrl)	0.5	0.5	0.5	0.5	0.5	0.5	0.5	0.5	0.5	0.5	0.5	0.5	0.5
06 SOLID RADWASTE AREA, 2000'	0.2	0.2	0.2	0.2	0.2	0.2	0.2	0.2	0.2	0.2	0.2	0.2	0.2
07 RWSTE BLDG TRUCK SPACE, 2000'	310.0	310.0	310.0	310.0	310.0	310.0	310.0	310.0	310.0	310.0	310.0	310.0	310.0
08 RWSTE BLDG SAMPLE LAB	0.2	0.2	0.2	0.2	0.2	0.2	0.2	0.2	0.2	0.2	0.2	0.2	0.2
09 RWSTE BLDG VLVE RM CORR, 2047' (E)	0.2	0.2	0.2	0.2	0.2	0.2	0.2	0.2	0.2	0.2	0.2	0.2	0.2
10 RWSTE BLDG VLVE RM CORR, 2047' (W)	0.2	0.2	0.2	0.2	0.2	0.2	0.2	0.2	0.2	0.2	0.2	0.2	0.2
11 RWSTE BLDG HVAC FILTER UNIT	0.2	0.2	0.2	0.2	0.2	0.2	0.2	0.2	0.2	0.2	0.2	0.2	0.2
12 AUX BLDG CORR, BSMNT 1974' (SE)	1.6	1.6	1.6	1.6	1.6	4.5	4.4	4.3	4.2	10.4	10.1	10.0	
13 AUX BLDG CORR, BSMNT 1974' (NE)	0.8	0.8	0.8	0.8	0.8	6.7	6.5	6.3	6.0	9.1	9.0	8.9	
14 AUX BLDG CORR, BSMNT 1974' (N)	0.2	0.2	0.2	0.2	0.2	0.2	0.2	0.2	0.2	0.2	0.2	0.2	0.2
15 AUX BLDG CORR, BSMNT 1974' (W)	0.2	0.2	0.2	0.2	0.2	149.0	142.9	137.0	131.5	334.1	327.5	322.8	
16 AUX BLDG CORR, BSMNT 1974' (SW)	0.2	0.2	0.2	0.2	0.2	79.5	78.2	73.1	70.1	171.4	168.2	165.8	
17 NON-RAD PIPE TUN & PERS ACC 1974'	0.2	0.2	0.2	0.2	0.2	0.2	0.2	0.2	0.2	0.2	0.2	0.2	0.2
18 AUX BLDG GRND FLR CORR 2000' (N)	0.2	0.2	0.2	0.2	0.2	0.2	0.2	0.2	0.2	5.1	5.0	4.8	
19 AUX BLDG GRND FLR CORR 2000' (SE)	0.2	0.2	0.2	0.2	0.2	0.2	0.2	0.2	0.2	0.2	0.2	0.2	0.2
20 AUX BLDG VLVE RM CORR 2000' (S)	0.2	0.2	0.2	0.2	0.2	0.6	0.6	0.5	0.5	51.2	49.5	48.4	
21 AUX BLDG VLVE RM CORR 2000' (S)	0.2	0.2	0.2	0.2	0.2	0.2	0.2	0.2	0.2	5.1	5.0	4.8	
22 AUX BLDG GRND FLR 2000' (SW)	0.2	0.2	0.2	0.2	0.2	79.5	78.2	73.1	70.1	171.4	168.2	165.8	
23 AUX BLDG GRND FLR 2000' (W)	0.2	0.2	0.2	0.2	0.2	239.4	229.6	220.1	211.3	363.3	358.4	354.8	
24 AUX BLDG SAMPLING RM 2000' (Cnrl)	1220.3	1170.3	1123.6	1078.9	1035.6	994.6	953.7	914.4	877.8	851.8	824.4	804.6	
25 AUX BLDG VENT FILTER	0.2	0.2	0.2	0.2	0.2	0.2	0.2	0.2	0.2	0.2	0.2	0.2	0.2
26 RHR HEAT EXCHANGER OUTSIDE 2026'	0.2	0.2	0.2	0.2	0.2	179.0	171.6	164.6	158.0	360.5	354.0	349.3	
27 CONT PURGE EXHST FILT UNIT 2047'	0.2	0.2	0.2	0.2	0.2	0.2	0.2	0.2	0.2	0.2	0.2	0.2	0.2
28 CONT PERSONNEL HATCH 2047'	0.2	0.2	0.2	0.2	0.2	0.2	0.2	0.2	0.2	0.2	0.2	0.2	0.2
29 HOT MACHINE SHOP	0.2	0.2	0.2	0.2	0.2	0.2	0.2	0.2	0.2	0.2	0.2	0.2	0.2
30 HOT INSTRUMENT SHOP	0.2	0.2	0.2	0.2	0.2	0.2	0.2	0.2	0.2	0.2	0.2	0.2	0.2
31 CONTROL BLDG HOT LAB	0.2	0.2	0.2	0.2	0.2	0.2	0.2	0.2	0.2	0.2	0.2	0.2	0.2
32 CONTROL BLDG CORRIDOR	0.2	0.2	0.2	0.2	0.2	0.2	0.2	0.2	0.2	0.2	0.2	0.2	0.2
33 CONTROL ROOM 2047'	0.2	0.2	0.2	0.2	0.2	0.2	0.2	0.2	0.2	0.2	0.2	0.2	0.2
34 CASK HANDLING AREA 2000'	10000.0	10000.0	10000.0	10000.0	10000.0	10000.0	10000.0	10000.0	10000.0	10000.0	10000.0	10000.0	10000.0
35 NEW FUEL STORAGE 2026'	2989.3	3400.2	3634.7	3776.6	3839.5	3692.7	3736.9	3582.1	3427.4	3272.6	3117.9	3303.2	
36 NEW FUEL STORAGE CORRIDOR 2026'	2989.3	3400.2	3634.7	3776.6	3839.5	3692.7	3736.9	3582.1	3427.4	3272.6	3117.9	3303.2	
37 SPENT FUEL POOL AREA	10000.0	10000.0	10000.0	10000.0	10000.0	10000.0	10000.0	10000.0	10000.0	10000.0	10000.0	10000.0	10000.0
38 SPENT FUEL POOL AREA	10000.0	10000.0	10000.0	10000.0	10000.0	10000.0	10000.0	10000.0	10000.0	10000.0	10000.0	10000.0	10000.0
39 SEAL TABLE AREA 2026' (N)	10000.0	10000.0	10000.0	10000.0	10000.0	10000.0	10000.0	10000.0	10000.0	10000.0	10000.0	10000.0	10000.0
40 PERS HATCH AREA INSIDE 2047' (SW)	10000.0	10000.0	10000.0	10000.0	10000.0	10000.0	10000.0	10000.0	10000.0	10000.0	10000.0	10000.0	10000.0
41 CONTAINMENT BLDG 2047' (NW)	10000.0	10000.0	10000.0	10000.0	10000.0	10000.0	10000.0	10000.0	10000.0	10000.0	10000.0	10000.0	10000.0
42 CONTAINMENT BLDG 2047' (E)	10000.0	10000.0	10000.0	10000.0	10000.0	10000.0	10000.0	10000.0	10000.0	10000.0	10000.0	10000.0	10000.0
47 PASS SAMPLING ROOM 2000'	0.0	0.0	0.0	0.0	0.0	0.0	0.0	0.0	0.0	0.0	0.0	0.0	0.0
43 TECHNICAL SUPPORT CENTER	0.2	0.2	0.2	0.2	0.2	0.2	0.2	0.2	0.2	0.2	0.2	0.2	0.2
44 EMERGENCY OPERATIONS FACILITY	0.2	0.2	0.2	0.2	0.2	0.2	0.2	0.2	0.2	0.2	0.2	0.2	0.2
		LOW END OF SCALE				ALERT		HIGH END OF SCALE					
		NORMAL READING				ALARM							

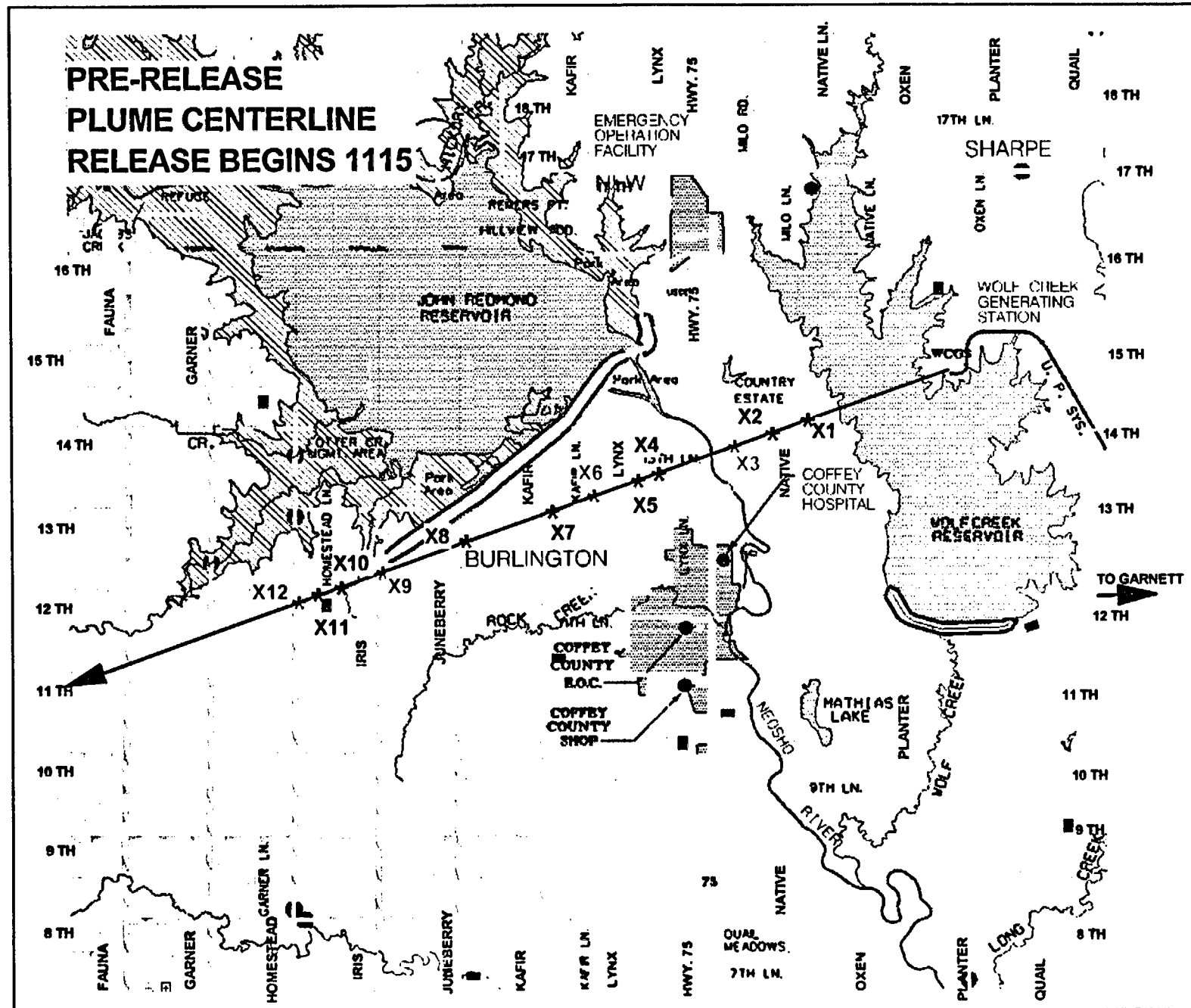
CHE



# ONSITE PLUME DATA



# OFFSITE PLUME DATA



TIME: ACTUAL 11:23			RELATIVE 3:23				POST RELEASE 0:08				EDCP (per Scenario / 4Hr)			
LOCATION	DIST (MI)	X/Q	OPEN mREM/Hr	DOSE RATE mR / Hr	BETA mREM/Hr	TEDE REM/Hr	PIC DOSE RATE (mR/min)	PART CPM	PART uCi/cc	I-2 CPM	I-2 uCi/cc	I-2 CDE REM/Hr	CTR	W1
EAB	0.75	1.68E-05	80	60	80	0.588	1.0	460,000	3.68E-06	80,000	3.29E-06	9.319	CCL	SW-2
X1	1.81	4.33E-06	14	10	18	0.095	0.2	80,000	5.95E-07	12,000	6.31E-06	1.979	JRR	W-2
													SW1	

BACKGROUND = 40 CPM

NOTE: 1. Affected subzones are based on the constructed sequence of this scenario.

MAP - 250

or 06-006 Att. A

- FIELD TEAM DATA

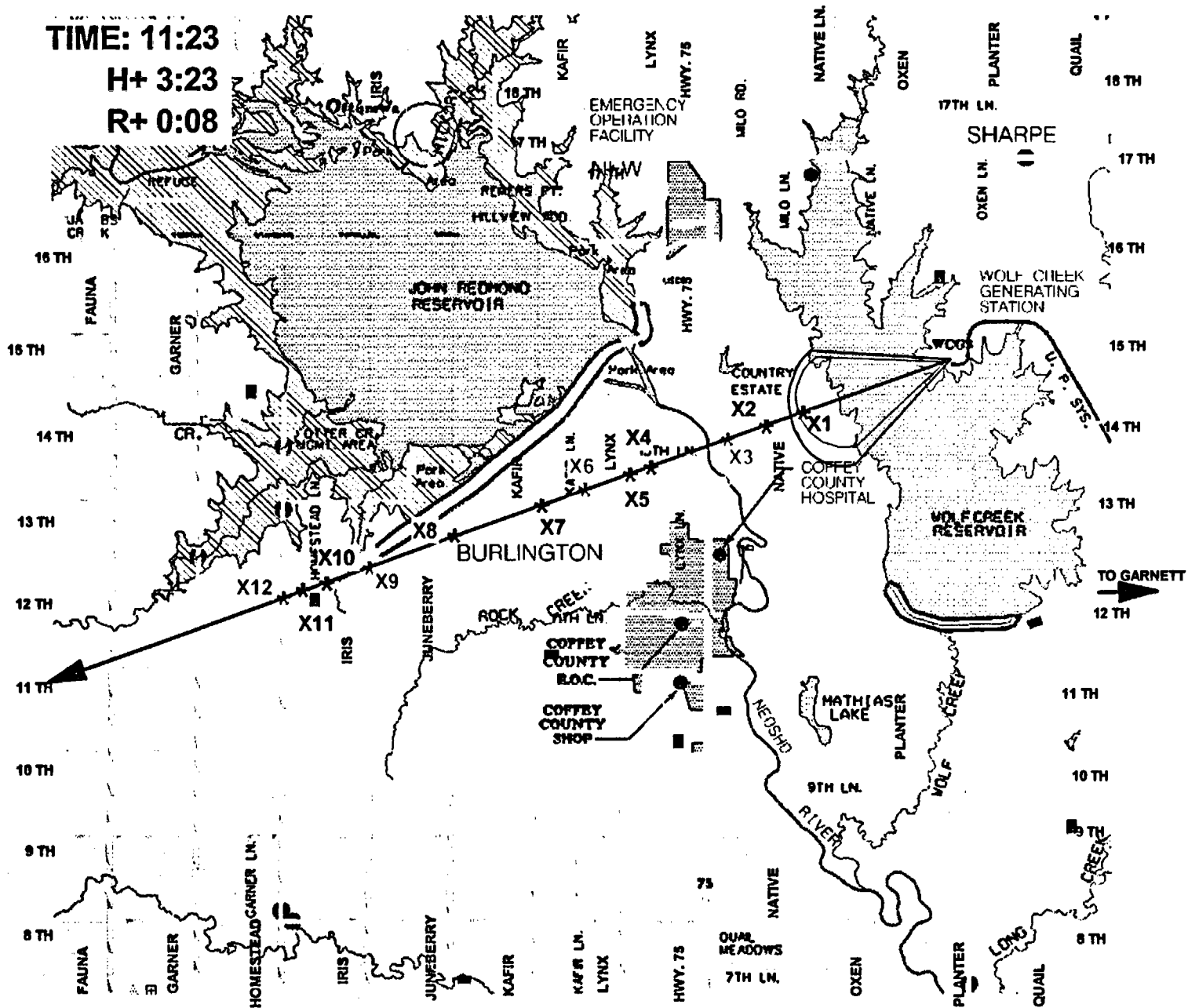
- CALCULATED RESULTS

2. Green reflects the additional zones affected by a 4 Hr. release, a value often used to assume time to cooldown / terminate the release. Other assumptions may result in a variance in affected subzones.
3. The zones in red indicates that additional subzones which EPP 06-006 Attachment A identifies as being affected.

TIME: 11:23

H+ 3:23

R+ 0:08



TIME: ACTUAL			11:24			RELATIVE			3:24			POST RELEASE			0:09			EDCP (per Scenario / 4Hr)		
LOCATION	DIST (MI)	X/Q	OPEN mREM/Hr	DOSE RATE mR / Hr	BETA mREM/Hr	TEDE REM/Hr	PIC DOSE RATE (mR/min)	PART CPM	PART uCi/cc	I-2 CPM	I-2 uCi/cc	I-2 CDE REM/Hr	CTR	W1						
EAB	0.75	1.68E-05	80	60	80	0.588	1.0	480,000	3.68E-06	80,000	3.29E-05	9.319	CCL	SW-2						
X1	1.81	4.33E-06	14	10	16	0.095	0.2	80,000	5.95E-07	12,000	5.31E-06	1.979	JRR	W-2						
X2	1.97	3.80E-06	14	10	16	0.097	0.2	80,000	6.12E-07	12,000	5.47E-06	1.741	SW1							
2 MI	2.00	3.71E-06	18	14	16	0.133	0.2	100,000	8.39E-07	18,000	7.49E-06	1.699								

BACKGROUND = 40 CPM

NOTE: 1. Affected subzones are based on the constructed sequence of this scenario.

MAP - 250

or 06-006 Att. A

- FIELD TEAM DATA

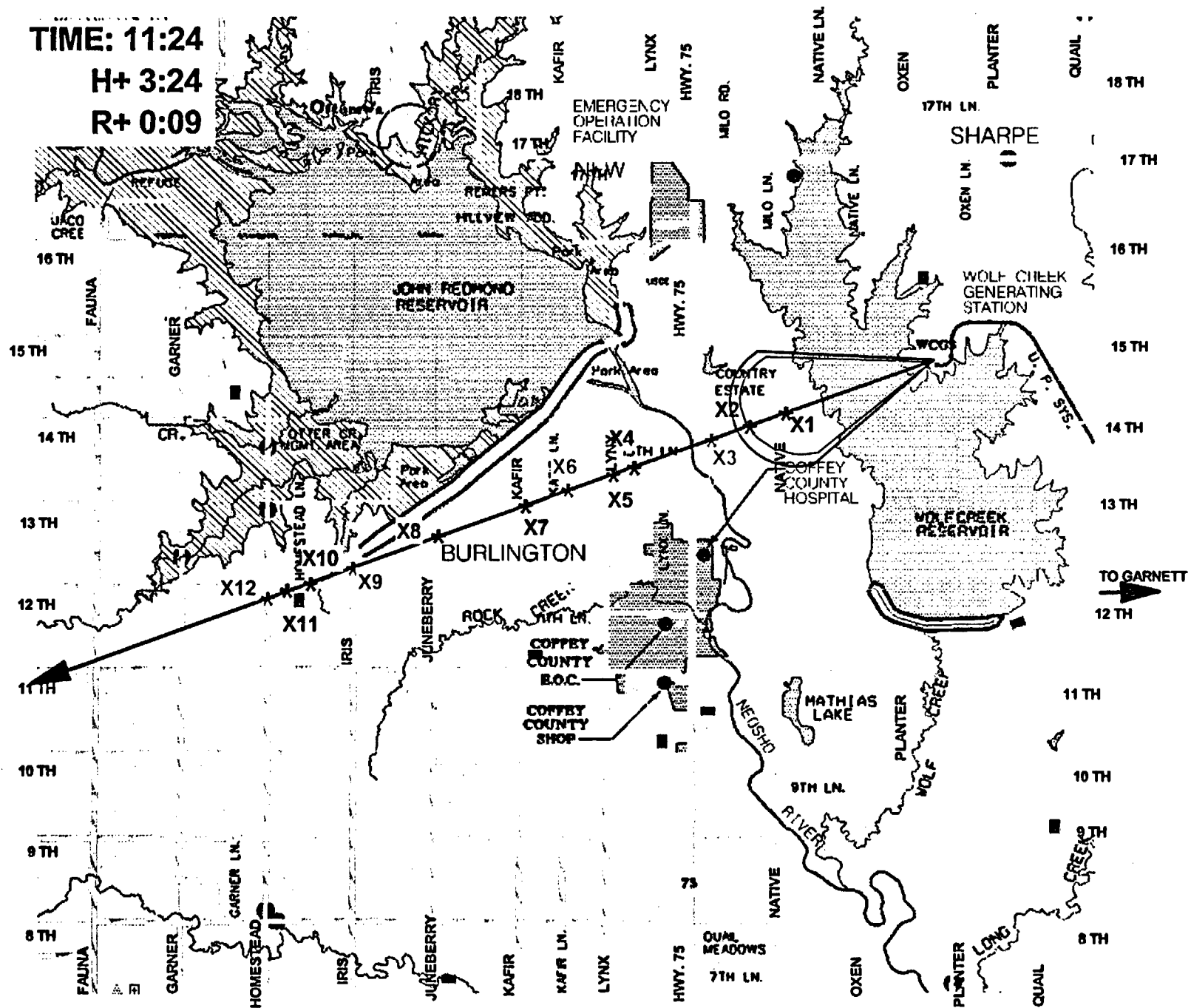
- CALCULATED RESULTS

2. Green reflects the additional zones affected by a 4 Hr. release, a value often used to assume time to cooldown / terminate the release. Other assumptions may result in a variance in affected subzones.
3. The zones in red indicates that additional subzones which EPP 06-006 Attachment A identifies as being affected.

TIME: 11:24

H+ 3:24

R+ 0:09



TIME: ACTUAL 11:28			RELATIVE 3:28			POST RELEASE 0:13			EDCP (per Scenario / 4Hr)					
LOCATION	DIST (MI)	X/Q	OPEN mREM/Hr	DOSE RATE mR / Hr	BETA mREM/Hr	TEDE REM/Hr	PIC DOSE RATE (mR/min)	PART CPM	PART uCi/cc	I-2 CPM	I-2 uCi/cc	I-2 CDE REM/Hr	CTR	W1
EAB	0.75	1.68E-05	80	60	80	0.588	1.0	480,000	3.68E-06	80,000	3.29E-06	9.319	CCL	SW-2
X1	1.81	4.33E-06	14	10	16	0.095	0.2	80,000	5.95E-07	12,000	5.31E-06	1.979	JRR	W-2
X2	1.97	3.80E-06	14	10	16	0.097	0.2	80,000	6.12E-07	12,000	5.47E-06	1.741	SW1	
2 MI	2.00	3.71E-06	18	14	16	0.133	0.2	100,000	8.39E-07	18,000	7.49E-06	1.699		
2.5 MI	2.50	2.71E-06	14	10	16	0.087	0.2	60,000	5.49E-07	12,000	4.90E-06	1.240		
X3	2.80	2.32E-06	10	8	8	0.071	0.1	60,000	4.44E-07	10,000	3.96E-06	1.059		

BACKGROUND = 40 CPM

NOTE: 1. Affected subzones are based on the constructed sequence of this scenario.

MAP - 250

or 06-006 Att. A

- FIELD TEAM DATA

- CALCULATED RESULTS

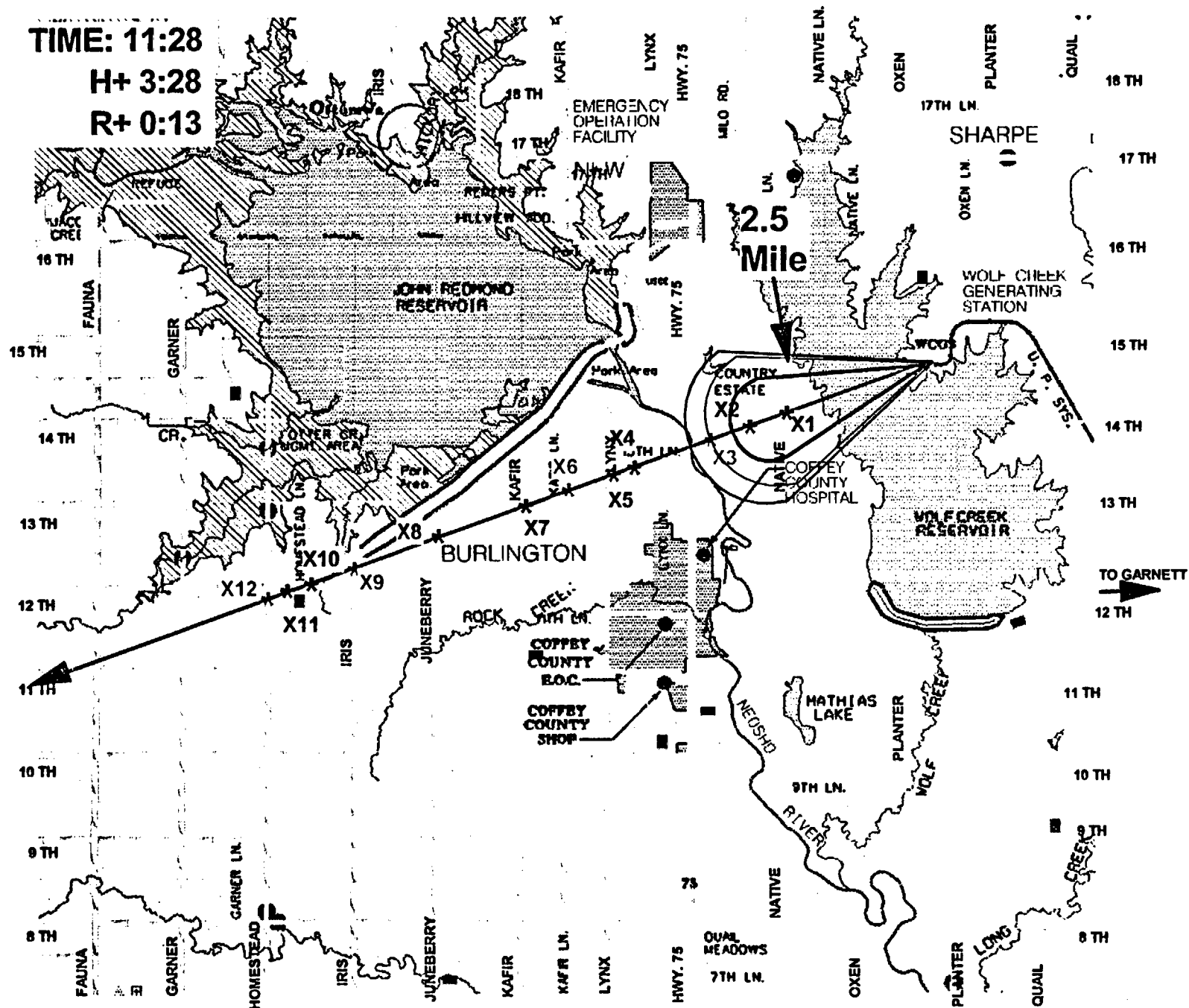
2. Green reflects the additional zones affected by a 4 Hr. release, a value often used to assume time to cooldown / terminate the release. Other assumptions may result in a variance in affected subzones.

3. The zones in red indicates that additional subzones which EPP 06-006 Attachment A identifies as being affected.

TIME: 11:28

H+ 3:28

R+ 0:13





TIME: ACTUAL			11:31		RELATIVE		3:31		POST RELEASE		0:16		EDCP (per Scenario / 4Hr)		
LOCATION	DIST (MI)	X/Q	OPEN mREM/Hr	DOSE RATE mR / Hr	BETA mREM/Hr	TEDE REM/Hr	PIC DOSE RATE (mR/min)	PART CPM	PART uCi/cc	I-2 CPM	I-2 uCi/cc	I-2 CDE REM/Hr	CTR	W1	
EAB	0.75	1.68E-05	80	60	80	0.588	1.0	480,000	3.68E-06	80,000	3.29E-06	9.319	CCL	SW-2	
X1	1.81	4.33E-06	14	10	16	0.095	0.2	80,000	5.95E-07	12,000	5.31E-06	1.979	JRR	W-2	
X2	1.97	3.80E-06	14	10	16	0.097	0.2	80,000	6.12E-07	12,000	5.47E-06	1.741	SW1		
2 MI	2.00	3.71E-06	18	14	16	0.133	0.2	100,000	8.39E-07	18,000	7.48E-06	1.699			
2.5 MI	2.50	2.71E-06	14	10	16	0.087	0.2	60,000	5.49E-07	12,000	4.90E-06	1.240			
X3	2.80	2.32E-06	10	8	8	0.071	0.1	60,000	4.44E-07	10,000	3.96E-06	1.059			
X4	3.48	1.71E-06	8	6	8	0.058	0.1	48,000	3.62E-07	8,000	3.23E-06	0.783			

BACKGROUND = 40 CPM

NOTE: 1. Affected subzones are based on the constructed sequence of this scenario.

MAP - 250

or 06-006 Att. A

- FIELD TEAM DATA

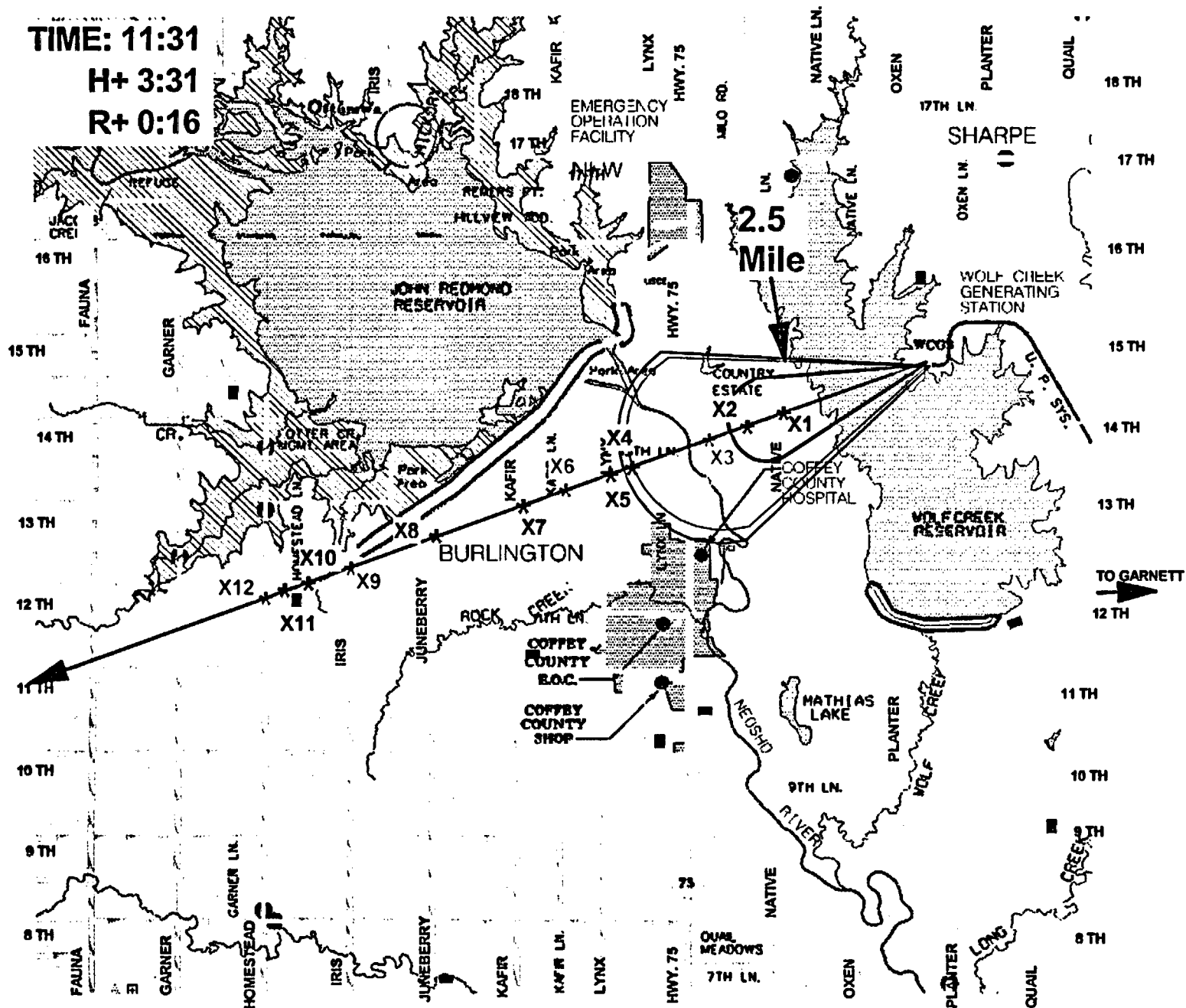
- CALCULATED RESULTS

2. Green reflects the additional zones affected by a 4 Hr. release, a value often used to assume time to cooldown / terminate the release. Other assumptions may result in a variance in affected subzones.
3. The zones in red indicates that additional subzones which EPP 06-006 Attachment A identifies as being affected.

TIME: 11:31

H+ 3:31

R+ 0:16



TIME: ACTUAL			11:33		RELATIVE		3:33		POST RELEASE		0:18		EDCP (per Scenario / 4Hr)		
LOCATION	DIST (MI)	X/Q	OPEN mREM/Hr	DOSE RATE mR / Hr	BETA mREM/Hr	TEDE REM/Hr	PIC DOSE RATE (mR/min)	PART CPM	PART uCi/cc	I-2 CPM	I-2 uCi/cc	I-2 CDE REM/Hr	CTR	W1	
EAB	0.75	1.68E-05	80	60	80	0.555	1.0	440,000	3.49E-06	80,000	3.12E-06	8.828	CCL	SW-2	
X1	1.81	4.33E-06	14	10	16	0.095	0.2	80,000	5.95E-07	12,000	5.31E-06	1.979	JRR	W-2	
X2	1.97	3.80E-06	14	10	16	0.097	0.2	80,000	6.12E-07	12,000	5.47E-06	1.741	SW1		
2 MI	2.00	3.71E-06	18	14	16	0.133	0.2	100,000	8.39E-07	18,000	7.49E-06	1.699			
2.5 MI	2.50	2.71E-06	14	10	16	0.087	0.2	60,000	5.49E-07	12,000	4.90E-06	1.240			
X3	2.80	2.32E-06	10	8	8	0.071	0.1	60,000	4.44E-07	10,000	3.96E-06	1.059			
X4	3.48	1.71E-06	8	6	8	0.058	0.1	46,000	3.62E-07	8,000	3.23E-06	0.783			
X5	3.98	1.41E-06	8	6	8	0.048	0.1	38,000	3.01E-07	6,000	2.68E-06	0.644			

BACKGROUND = 40 CPM

NOTE: 1. Affected subzones are based on the constructed sequence of this scenario.

MAP - 250

or 06-006 Att. A

- FIELD TEAM DATA

- CALCULATED RESULTS

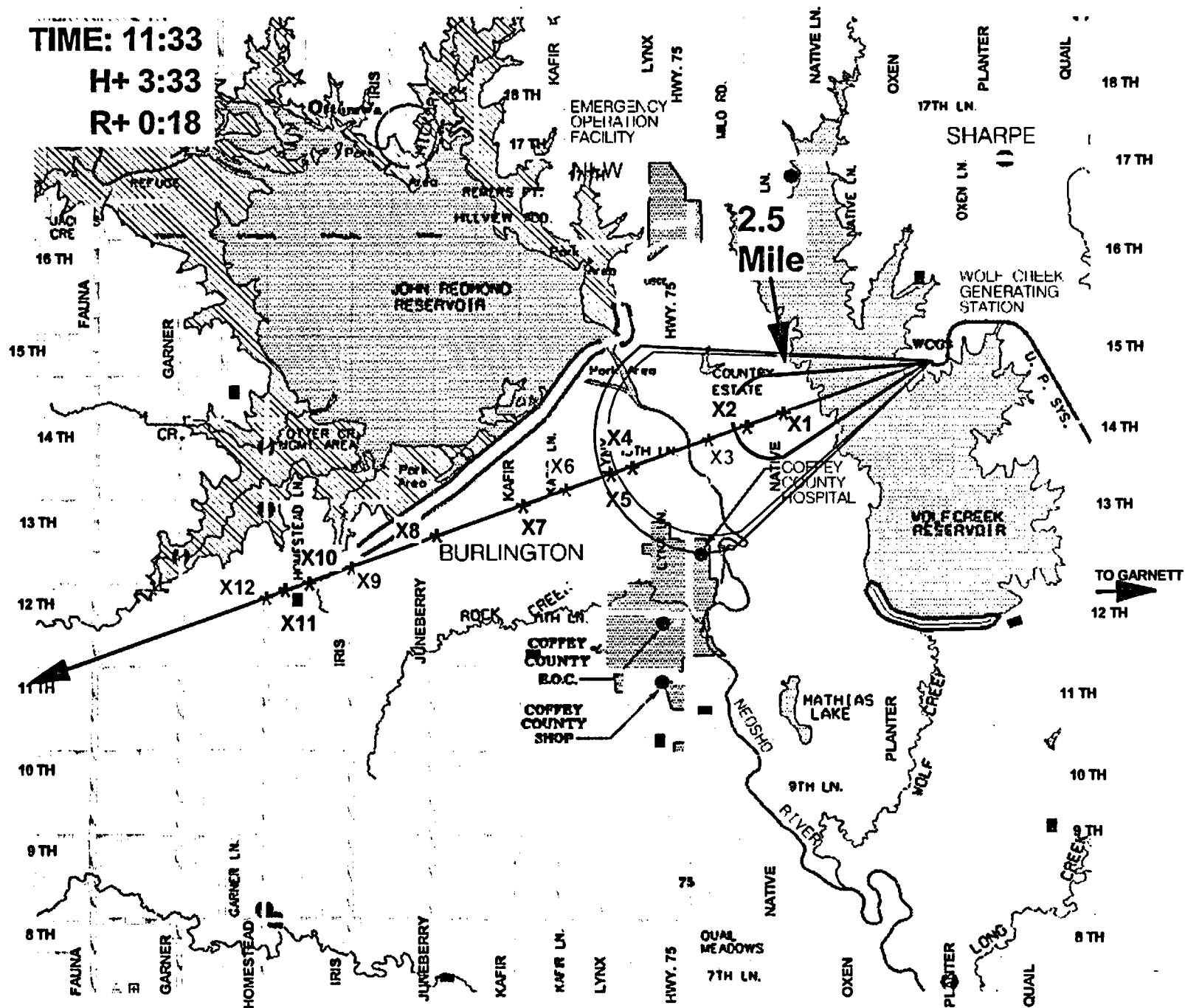
2. Green reflects the additional zones affected by a 4 Hr. release, a value often used to assume time to cooldown / terminate the release. Other assumptions may result in a variance in affected subzones.

3. The zones in red indicates that additional subzones which EPP 06-006 Attachment A identifies as being affected.

TIME: 11:33

H+ 3:33

R+ 0:18



TIME: ACTUAL			11:36		RELATIVE		3:36		POST RELEASE		0:21		EDCP (per Scenario / 4Hr)	
LOCATION	DIST (MI)	X/Q	OPEN mREM/Hr	DOSE RATE mR / Hr	BETA mREM/Hr	TEDE REM/Hr	PIC DOSE RATE (mR/min)	PART CPM	PART uCi/cc	I-2 CPM	I-2 uCi/cc	I-2 CDE REM/Hr	CTR JRR SW1	W1 SW-2 W-2
EAB	0.75	1.68E-05	80	60	80	0.556	1.0	440,000	3.49E-06	80,000	3.12E-05	8.828		
X1	1.81	4.33E-06	14	10	16	0.095	0.2	80,000	5.95E-07	12,000	5.31E-06	1.979		
X2	1.97	3.80E-06	14	10	16	0.097	0.2	80,000	6.12E-07	12,000	5.47E-06	1.741		
2 MI	2.00	3.71E-06	18	14	16	0.133	0.2	100,000	8.39E-07	18,000	7.49E-06	1.699		
2.5 MI	2.50	2.71E-06	14	10	16	0.087	0.2	60,000	5.49E-07	12,000	4.90E-06	1.240		
X3	2.80	2.32E-06	10	8	8	0.071	0.1	60,000	4.44E-07	10,000	3.96E-06	1.050		
X4	3.48	1.71E-06	8	6	8	0.056	0.1	48,000	3.62E-07	8,000	3.23E-06	0.783		
X5	3.98	1.41E-06	8	6	8	0.048	0.1	38,000	3.01E-07	6,000	2.68E-06	0.644		
X6	4.49	1.19E-06	6	4	8	0.028	0.1	22,000	1.78E-07	3,800	1.59E-06	0.543		

BACKGROUND = 40 CPM

NOTE: 1. Affected subzones are based on the constructed sequence of this scenario.

MAP - 250

or 06-006 Att. A

2. Green reflects the additional zones affected by a 4 Hr. release, a value often used to assume time to cooldown / terminate the release. Other assumptions may result in a variance in affected subzones.
3. The zones in red indicates that additional subzones which EPP 06-006 Attachment A identifies as being affected.

- FIELD TEAM DATA

- CALCULATED RESULTS



TIME: ACTUAL			11:38		RELATIVE		3:38		POST RELEASE		0:23		EDCP (per Scenario / 4Hr)	
LOCATION	DIST (MI)	X/Q	OPEN mREM/Hr	DOSE RATE mR / Hr	BETA mREM/Hr	TEDE REM/Hr	PIC DOSE RATE (mR/min)	PART CPM	PART uCi/cc	I-2 CPM	I-2 uCi/cc	I-2 CDE REM/Hr	CTR	W1
EAB	0.75	1.68E-05	80	60	80	0.555	1.0	440,000	3.49E-06	80,000	3.12E-05	8.828	CCL	SW-2
X1	1.81	4.33E-06	14	10	16	0.089	0.2	80,000	5.60E-07	12,000	5.00E-06	1.815	JRR	W-2
X2	1.97	3.80E-06	14	10	16	0.097	0.2	80,000	6.12E-07	12,000	5.47E-06	1.741		
2 MI	2.00	3.71E-06	18	14	16	0.133	0.2	100,000	8.39E-07	18,000	7.49E-06	1.699		
2.5 MI	2.50	2.71E-06	14	10	16	0.087	0.2	60,000	5.49E-07	12,000	4.90E-06	1.240		
X3	2.80	2.32E-06	10	8	8	0.071	0.1	60,000	4.44E-07	10,000	3.96E-06	1.059		
X4	3.48	1.71E-06	8	6	8	0.058	0.1	48,000	3.62E-07	8,000	3.23E-06	0.783		
X5	3.98	1.41E-06	8	6	8	0.048	0.1	38,000	3.01E-07	6,000	2.68E-06	0.644		
X6	4.49	1.19E-06	6	4	8	0.028	0.1	22,000	1.78E-07	3,800	1.59E-06	0.543		
5 MI	5.00	1.02E-06	6	4	8	0.028	0.1	22,000	1.73E-07	3,600	1.55E-06	0.466		
X7	5.04	1.01E-06	6	4	8	0.032	0.1	26,000	2.02E-07	4,200	1.81E-06	0.481		

BACKGROUND = 40 CPM

NOTE: 1. Affected subzones are based on the constructed sequence of this scenario.

MAP - 250

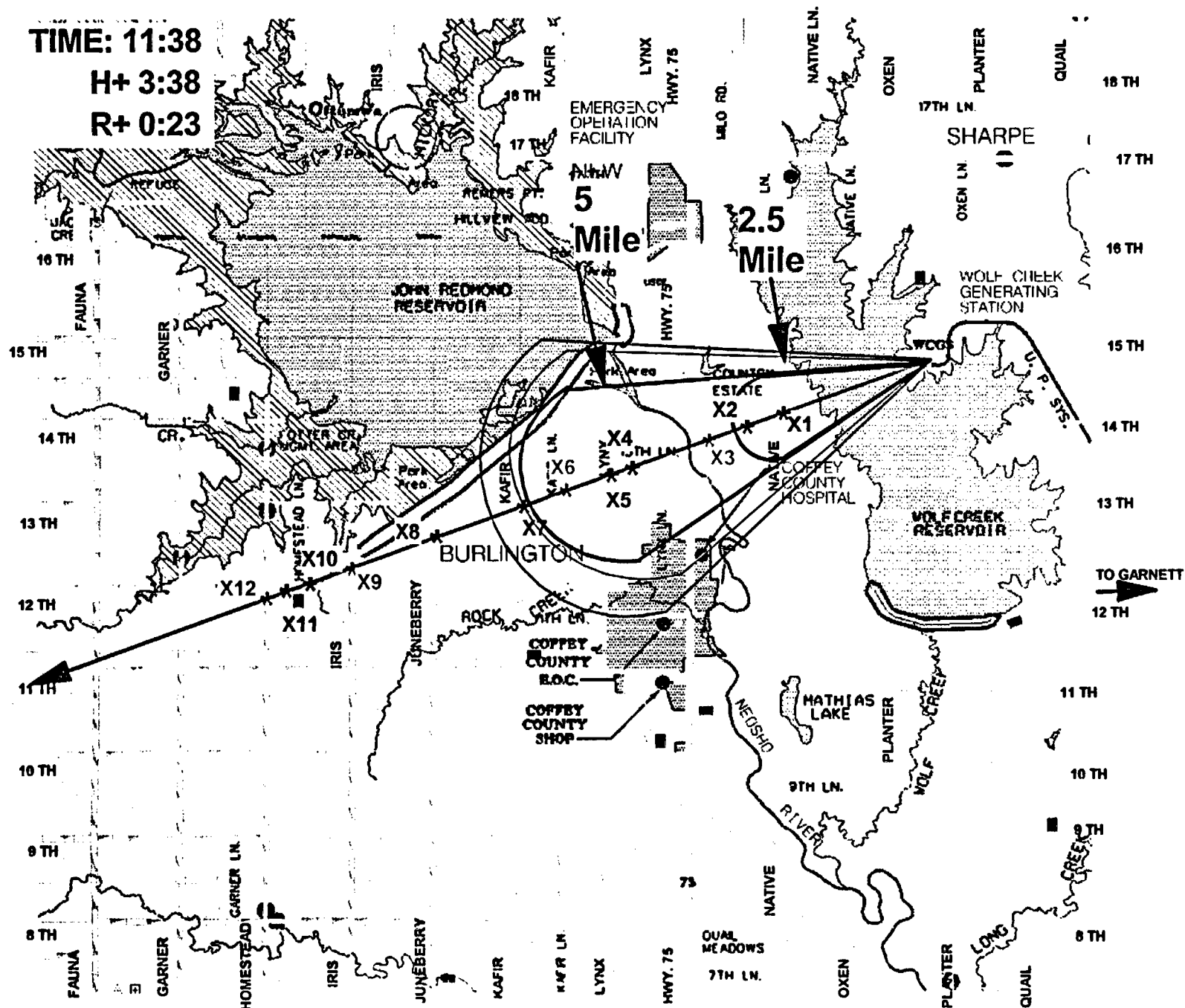
or 06-006 Att. A

- FIELD TEAM DATA

- CALCULATED RESULTS

2. Green reflects the additional zones affected by a 4 Hr. release, a value often used to assume time to cooldown / terminate the release. Other assumptions may result in a variance in affected subzones.
3. The zones in red indicates that additional subzones which EPP 06-006 Attachment A identifies as being affected.

TIME: 11:38  
H+ 3:38  
R+ 0:23





TIME: ACTUAL			11:43		RELATIVE		3:43		POST RELEASE		0:28		EDCP (per Scenario / 4Hr)		
LOCATION	DIST (MI)	X/Q	OPEN mREM/Hr	DOSE RATE mR / Hr	BETA mREM/Hr	TEDE REM/Hr	PIC DOSE RATE (mR/min)	PART CPM	PART uCi/cc	I-2 CPM	I-2 uCi/cc	I-2 CDE REM/Hr	CTR CCL JRR SW1	W1 SW-2 W-2	
EAB	0.75	1.68E-05	80	60	80	0.555	1.0	440,000	3.49E-06	80,000	3.12E-05	8.828			
X1	1.81	4.33E-06	14	10	16	0.089	0.2	80,000	5.60E-07	12,000	5.00E-06	1.815			
X2	1.97	3.80E-06	18	14	16	0.123	0.2	100,000	7.76E-07	16,000	6.93E-06	1.596			
2 MI	2.00	3.71E-06	14	10	16	0.093	0.2	80,000	5.85E-07	12,000	5.22E-06	1.558			
2.5 MI	2.50	2.71E-06	10	8	8	0.076	0.1	60,000	4.76E-07	10,000	4.26E-06	1.137			
X3	2.80	2.32E-06	10	8	8	0.074	0.1	60,000	4.85E-07	10,000	4.15E-06	0.971			
X4	3.46	1.71E-06	8	6	8	0.068	0.1	48,000	3.82E-07	8,000	3.23E-06	0.783			
X5	3.98	1.41E-06	8	6	8	0.048	0.1	38,000	3.01E-07	6,000	2.68E-06	0.644			
X6	4.49	1.19E-06	8	4	8	0.028	0.1	22,000	1.78E-07	3,800	1.59E-06	0.543			
5 MI	5.00	1.02E-06	6	4	8	0.028	0.1	22,000	1.73E-07	3,600	1.55E-06	0.466			
X7	5.04	1.01E-06	6	4	8	0.032	0.1	26,000	2.02E-07	4,200	1.81E-06	0.461			
X8	6.10	7.73E-07	6	4	8	0.027	0.1	22,000	1.69E-07	3,600	1.51E-06	0.354			

BACKGROUND = 40 CPM

NOTE: 1. Affected subzones are based on the constructed sequence of this scenario.

MAP - 250

or 06-006 Att. A

- FIELD TEAM DATA

- CALCULATED RESULTS

2. Green reflects the additional zones affected by a 4 Hr. release, a value often used to assume time to cooldown / terminate the release. Other assumptions may result in a variance in affected subzones.
3. The zones in red indicates that additional subzones which EPP 06-006 Attachment A identifies as being affected.



TIME: ACTUAL 11:48			RELATIVE 3:48				POST RELEASE 0:33				EDCP (per Scenario / 4Hr)			
LOCATION	DIST (MI)	X/Q	OPEN mREM/Hr	DOSE RATE mR / Hr	BETA mREM/Hr	TEDE REM/Hr	PIC DOSE RATE (mR/min)	PART CPM	PART uCi/cc	I-2 CPM	I-2 uCi/cc	I-2 CDE REM/Hr	CTR CCL JRR SW1	W1 SW-2 W-2
EAB	0.75	1.68E-05	60	40	80	0.354	0.7	280,000	2.23E-06	48,000	1.90E-05	5.835		
X1	1.81	4.33E-06	14	10	16	0.089	0.2	80,000	5.60E-07	12,000	5.00E-06	1.815		
X2	1.97	3.80E-06	18	14	18	0.123	0.2	100,000	7.76E-07	16,000	6.93E-06	1.596		
2 MI	2.00	3.71E-06	14	10	16	0.093	0.2	80,000	5.85E-07	12,000	5.22E-06	1.558		
2.5 MI	2.50	2.71E-06	10	8	8	0.076	0.1	60,000	4.76E-07	10,000	4.25E-06	1.137		
X3	2.80	2.32E-06	10	8	8	0.074	0.1	60,000	4.65E-07	10,000	4.15E-06	0.971		
X4	3.48	1.71E-06	8	6	8	0.056	0.1	44,000	3.52E-07	8,000	3.14E-06	0.718		
X5	3.98	1.41E-06	8	6	8	0.045	0.1	36,000	2.83E-07	6,000	2.52E-06	0.591		
X6	4.49	1.19E-06	8	4	8	0.028	0.1	22,000	1.78E-07	3,800	1.50E-06	0.543		
5 MI	5.00	1.02E-06	6	4	8	0.028	0.1	22,000	1.73E-07	3,600	1.55E-06	0.466		
X7	5.04	1.01E-06	6	4	8	0.032	0.1	26,000	2.02E-07	4,200	1.81E-06	0.481		
X8	6.10	7.73E-07	6	4	8	0.027	0.1	22,000	1.69E-07	3,800	1.51E-06	0.354		
X9	7.13	6.23E-07	2	2	0	0.022	0.0	18,000	1.40E-07	3,000	1.25E-06	0.285		

BACKGROUND = 40 CPM

NOTE: 1. Affected subzones are based on the constructed sequence of this scenario.

MAP - 250

or 06-006 Att. A

2. Green reflects the additional zones affected by a 4 Hr. release, a value often used to assume time to cooldown / terminate the release. Other assumptions may result in a variance in affected subzones.
3. The zones in red indicates that additional subzones which EPP 06-006 Attachment A identifies as being affected.

- FIELD TEAM DATA

- CALCULATED RESULTS



TIME: ACTUAL			11:50		RELATIVE		3:50		POST RELEASE		0:35		EDCP (per Scenario / 4Hr)		
LOCATION	DIST (MI)	X/Q	OPEN mREM/Hr	DOSE RATE mR / Hr	BETA mREM/Hr	TEDE REM/Hr	PIC DOSE RATE (mR/min)	PART CPM	PART uCi/cc	I-2 CPM	I-2 uCi/cc	I-2 CDE REM/Hr	CTR	W1	
EAB	0.75	1.68E-05	60	40	80	0.354	0.7	280,000	2.23E-06	46,000	1.99E-06	5.635	CCL	SW-2	
X1	1.81	4.33E-06	14	10	16	0.089	0.2	80,000	5.60E-07	12,000	5.00E-06	1.815	JRR	W-2	
X2	1.97	3.80E-06	18	14	16	0.123	0.2	100,000	7.76E-07	16,000	6.93E-06	1.596	SW1		
2 MI	2.00	3.71E-06	14	10	16	0.093	0.2	80,000	5.85E-07	12,000	5.22E-06	1.558			
2.5 MI	2.50	2.71E-06	10	8	8	0.076	0.1	60,000	4.76E-07	10,000	4.25E-06	1.137			
X3	2.80	2.32E-06	10	8	8	0.074	0.1	60,000	4.65E-07	10,000	4.15E-06	0.971			
X4	3.48	1.71E-06	8	6	8	0.056	0.1	44,000	3.52E-07	8,000	3.14E-06	0.718			
X5	3.98	1.41E-06	8	6	8	0.045	0.1	36,000	2.83E-07	6,000	2.52E-06	0.591			
X6	4.49	1.19E-06	6	4	8	0.028	0.1	22,000	1.78E-07	3,800	1.59E-06	0.543			
5 MI	5.00	1.02E-06	6	4	8	0.028	0.1	22,000	1.73E-07	3,600	1.55E-06	0.466			
X7	5.04	1.01E-06	6	4	8	0.032	0.1	26,000	2.02E-07	4,200	1.81E-06	0.481			
X8	6.10	7.73E-07	6	4	8	0.027	0.1	22,000	1.69E-07	3,600	1.51E-06	0.354			
X9	7.13	6.23E-07	2	2	0	0.022	0.0	18,000	1.40E-07	3,000	1.25E-06	0.285			
7.5 MI	7.50	5.81E-07	NO DATA	CPM	NO DATA	0.015	0.0	12,000	9.14E-08	2,000	8.16E-07	0.266			
X10	7.64	5.66E-07	2	2	0	0.019	0.0	14,000	1.17E-07	2,400	1.04E-06	0.259			

BACKGROUND = 40 CPM

NOTE: 1. Affected subzones are based on the constructed sequence of this scenario.

MAP - 250

or 06-006 Att. A

- FIELD TEAM DATA

- CALCULATED RESULTS

2. Green reflects the additional zones affected by a 4 Hr. release, a value often used to assume time to cooldown / terminate the release. Other assumptions may result in a variance in affected subzones.
3. The zones in red indicates that additional subzones which EPP 06-006 Attachment A identifies as being affected.



TIME: ACTUAL			11:51		RELATIVE		3:51		POST RELEASE		0:36		EDCP (per Scenario / 4Hr)		
LOCATION	DIST (MI)	X/Q	OPEN mREM/Hr	DOSE RATE mR / Hr	BETA mREM/Hr	TEDE REM/Hr	PIC DOSE RATE (mR/min)	PART CPM	PART uCi/cc	I-2 CPM	I-2 uCi/cc	I-2 CDE REM/Hr	CTR	W1	
EAB	0.75	1.88E-05	60	40	80	0.354	0.7	280,000	2.23E-06	48,000	1.99E-06	5.635	CCL	SW-2	
X1	1.81	4.33E-06	14	10	16	0.089	0.2	80,000	5.60E-07	12,000	5.00E-06	1.815	JRR	W-2	
X2	1.97	3.80E-06	18	14	16	0.123	0.2	100,000	7.76E-07	16,000	6.93E-06	1.598	SW1		
2 MI	2.00	3.71E-06	14	10	16	0.093	0.2	80,000	5.85E-07	12,000	5.22E-06	1.558			
2.5 MI	2.50	2.71E-06	10	8	8	0.076	0.1	60,000	4.76E-07	10,000	4.25E-06	1.137			
X3	2.80	2.32E-06	10	8	8	0.074	0.1	60,000	4.65E-07	10,000	4.15E-06	0.971			
X4	3.48	1.71E-06	8	6	8	0.056	0.1	44,000	3.52E-07	8,000	3.14E-06	0.718			
X5	3.98	1.41E-06	8	6	8	0.045	0.1	36,000	2.83E-07	6,000	2.52E-06	0.591			
X6	4.49	1.19E-06	8	4	8	0.031	0.1	24,000	1.97E-07	4,200	1.76E-06	0.498			
5 MI	5.00	1.02E-06	6	4	8	0.028	0.1	22,000	1.73E-07	3,600	1.55E-06	0.466			
X7	5.04	1.01E-06	6	4	8	0.032	0.1	26,000	2.02E-07	4,200	1.81E-06	0.481			
X8	6.10	7.73E-07	6	4	8	0.027	0.1	22,000	1.69E-07	3,600	1.51E-06	0.354			
X9	7.13	6.23E-07	2	2	0	0.022	0.0	18,000	1.40E-07	3,000	1.25E-06	0.285			
7.5 MI	7.50	5.81E-07	NO DATA	CPM	NO DATA	0.015	0.0	12,000	9.14E-08	2,000	8.16E-07	0.268			
X10	7.64	5.68E-07	2	2	0	0.018	0.0	14,000	1.17E-07	2,400	1.04E-06	0.259			
X11	7.91	5.39E-07	NO DATA	CPM	NO DATA	0.018	0.0	14,000	1.11E-07	2,400	9.92E-07	0.247			

BACKGROUND = 40 CPM

NOTE: 1. Affected subzones are based on the constructed sequence of this scenario.

MAP - 250

or 06-006 Att. A

- FIELD TEAM DATA

- CALCULATED RESULTS

2. Green reflects the additional zones affected by a 4 Hr. release, a value often used to assume time to cooldown / terminate the release. Other assumptions may result in a variance in affected subzones.
3. The zones in red indicates that additional subzones which EPP 06-006 Attachment A identifies as being affected.





TIME: ACTUAL			11:53		RELATIVE		3:53		POST RELEASE		0:38		EDCP (per Scenario / 4Hr)		
LOCATION	DIST (MI)	X/Q	OPEN mREM/Hr	DOSE RATE mR / Hr	BSTA mREM/Hr	TEDE REM/Hr	PIC DOSE RATE (mR/min)	PART CPM	PART uCi/cc	I-2 CPM	I-2 uCi/cc	I-2 CDE REM/Hr	CTR	W1	
EAB	0.75	1.68E-05	60	40	80	0.354	0.7	280,000	2.23E-06	48,000	1.90E-05	5.635	CCL	SW-2	
X1	1.81	4.33E-06	14	10	16	0.098	0.2	80,000	6.19E-07	12,000	5.52E-06	1.665	JRR	W-2	
X2	1.97	3.80E-06	18	14	16	0.123	0.2	100,000	7.76E-07	18,000	6.93E-06	1.596	SW1		
2 MI	2.00	3.71E-06	14	10	16	0.093	0.2	80,000	5.85E-07	12,000	5.22E-06	1.558			
2.5 MI	2.50	2.71E-06	10	8	8	0.076	0.1	60,000	4.76E-07	10,000	4.26E-06	1.137			
X3	2.80	2.32E-06	10	8	8	0.074	0.1	60,000	4.65E-07	10,000	4.15E-06	0.971			
X4	3.48	1.71E-06	8	6	8	0.056	0.1	44,000	3.52E-07	8,000	3.14E-06	0.718			
X5	3.98	1.41E-06	8	6	8	0.045	0.1	38,000	2.83E-07	6,000	2.52E-06	0.591			
X6	4.49	1.19E-06	6	4	8	0.031	0.1	24,000	1.97E-07	4,200	1.76E-06	0.498			
5 MI	5.00	1.02E-06	6	4	8	0.030	0.1	24,000	1.88E-07	4,000	1.68E-06	0.428			
X7	5.04	1.01E-06	2	2	0	0.022	0.0	18,000	1.39E-07	3,000	1.24E-06	0.423			
X8	6.10	7.73E-07	6	4	8	0.027	0.1	22,000	1.69E-07	3,600	1.51E-06	0.354			
X9	7.13	6.23E-07	2	2	0	0.022	0.0	18,000	1.40E-07	3,000	1.25E-06	0.285			
7.5 MI	7.50	5.81E-07	NO DATA	CPM	NO DATA	0.015	0.0	12,000	9.14E-08	2,000	8.16E-07	0.268			
X10	7.84	5.66E-07	2	2	0	0.019	0.0	14,000	1.17E-07	2,400	1.04E-06	0.250			
X11	7.91	5.39E-07	NO DATA	CPM	NO DATA	0.018	0.0	14,000	1.11E-07	2,400	9.92E-07	0.247			
X12	8.19	5.14E-07	NO DATA	CPM	NO DATA	0.016	0.0	12,000	9.76E-08	2,000	8.71E-07	0.235			

BACKGROUND = 40 CPM

NOTE: 1. Affected subzones are based on the constructed sequence of this scenario.

MAP - 250

or 06-006 Att. A

2. Green reflects the additional zones affected by a 4 Hr. release, a value often used to assume time to cooldown / terminate the release. Other assumptions may result in a variance in affected subzones.
3. The zones in red indicates that additional subzones which EPP 06-006 Attachment A identifies as being affected.

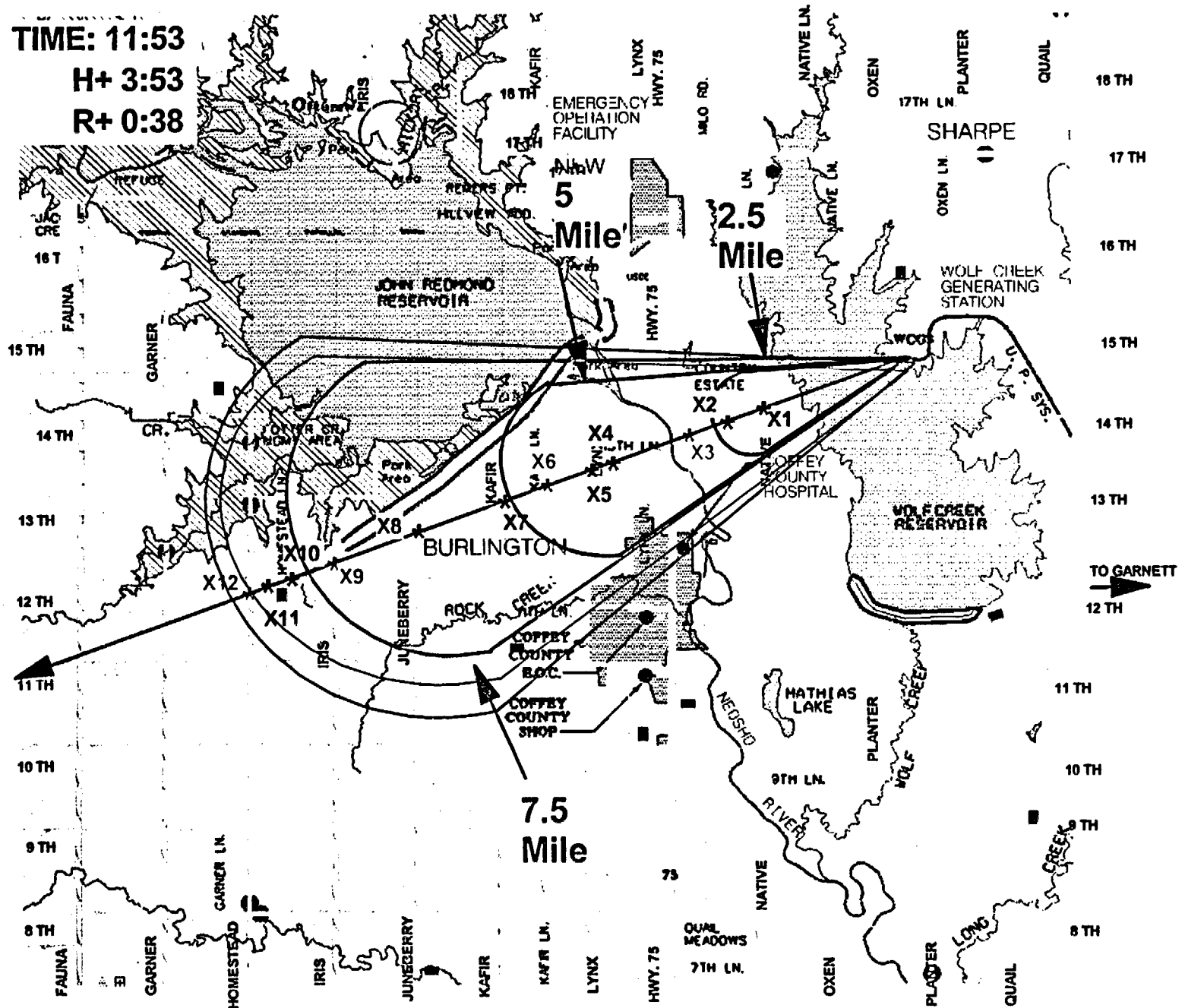
- FIELD TEAM DATA

- CALCULATED RESULTS

TIME: 11:53

H+ 3:53

R+ 0:38



TIME:		ACTUAL		12:00		RELATIVE		4:00		POST RELEASE		0:45		EDCP (per Scenario / 4Hr)	
LOCATION	DIST (MI)	X/Q	OPEN mREM/Hr	DOSE RATE mR / Hr	BETA mREM/Hr	TEDE REM/Hr	PIC DOSE RATE (mR/min)	PART CPM	PART uCi/cc	I-2 CPM	I-2 uCi/cc	I-2 CDE REM/Hr	CTR	W1	
EAB	0.75	1.88E-05	60	40	80	0.354	0.7	280,000	2.23E-06	48,000	1.99E-05	5.635	CCL	SW-2	
X1	1.81	4.33E-06	14	10	16	0.098	0.2	80,000	6.19E-07	12,000	5.52E-06	1.665	JRR	W-2	
X2	1.97	3.80E-06	16	12	16	0.099	0.2	80,000	6.25E-07	12,000	5.58E-06	1.464	SW1		
2 MI	2.00	3.71E-06	16	12	16	0.105	0.2	80,000	6.81E-07	14,000	5.90E-06	1.428			
2.5 MI	2.50	2.71E-06	10	8	8	0.079	0.1	60,000	4.99E-07	10,000	4.45E-06	1.043			
X3	2.80	2.32E-06	8	6	8	0.050	0.1	40,000	3.17E-07	6,000	2.83E-06	0.891			
X4	3.48	1.71E-06	8	6	8	0.056	0.1	44,000	3.52E-07	8,000	3.14E-06	0.718			
X5	3.98	1.41E-06	8	6	8	0.045	0.1	36,000	2.83E-07	6,000	2.52E-06	0.591			
X6	4.49	1.10E-06	6	4	8	0.031	0.1	24,000	1.97E-07	4,200	1.76E-06	0.498			
5 MI	5.00	1.02E-06	6	4	8	0.030	0.1	24,000	1.88E-07	4,000	1.68E-06	0.428			
X7	5.04	1.01E-06	2	2	0	0.022	0.0	18,000	1.39E-07	3,000	1.24E-06	0.423			
X8	6.10	7.73E-07	2	2	0	0.025	0.0	20,000	1.60E-07	3,400	1.43E-06	0.324			
X9	7.13	6.23E-07	2	2	0	0.022	0.0	18,000	1.40E-07	3,000	1.25E-06	0.285			
7.5 MI	7.50	5.81E-07	NO DATA	CPM	NO DATA	0.015	0.0	12,000	9.14E-08	2,000	8.16E-07	0.266			
X10	7.64	5.66E-07	2	2	0	0.019	0.0	14,000	1.17E-07	2,400	1.04E-06	0.259			
X11	7.91	5.39E-07	NO DATA	CPM	NO DATA	0.018	0.0	14,000	1.11E-07	2,400	9.92E-07	0.247			
X12	8.19	5.14E-07	NO DATA	CPM	NO DATA	0.016	0.0	12,000	9.76E-08	2,000	8.71E-07	0.235			

BACKGROUND = 40 CPM

NOTE: 1. Affected subzones are based on the constructed sequence of this scenario.

MAP - 250

or 06-006 Att. A

- FIELD TEAM DATA

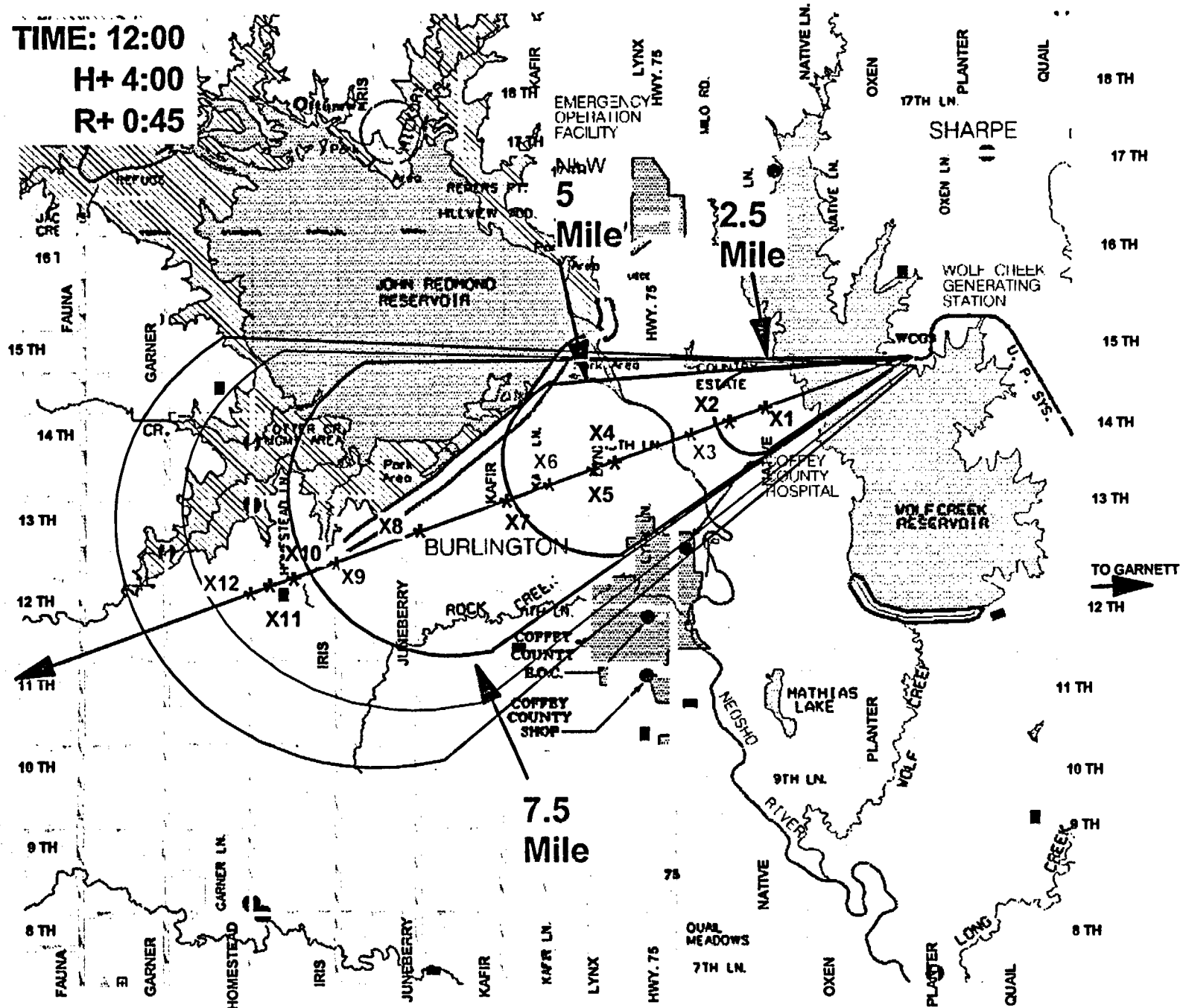
- CALCULATED RESULTS

2. Green reflects the additional zones affected by a 4 Hr. release, a value often used to assume time to cooldown / terminate the release. Other assumptions may result in a variance in affected subzones.
3. The zones in red indicates that additional subzones which EPP 06-006 Attachment A identifies as being affected.

TIME: 12:00

H+ 4:00

R+ 0:45



TIME:		ACTUAL		12:15		RELATIVE		4:15		POST RELEASE		1:00		EDCP (per Scenario / 4Hr)	
LOCATION	DIST (MI)	X/Q	OPEN mREM/Hr	DOSE RATE mR / Hr	BETA mREM/Hr	TEDE REM/Hr	PIC DOSE RATE (mR/min)	PART CPM	PART uCi/cc	I-2 CPM	I-2 uCi/cc	I-2 CDE REM/Hr	CTR CCL JRR SW1	W1 SW-2 W-2	
EAB	0.75	1.68E-05	60	44	64	0.400	0.7	320,000	2.51E-06	60,000	2.24E-06	6.355			
X1	1.81	4.33E-06	16	12	16	0.112	0.2	80,000	7.06E-07	14,000	6.30E-06	1.528			
X2	1.97	3.80E-06	10	8	8	0.084	0.1	60,000	4.03E-07	8,000	3.60E-06	1.342			
2 MI	2.00	3.71E-06	10	8	8	0.076	0.1	60,000	4.76E-07	10,000	4.25E-06	1.310			
2.5 MI	2.50	2.71E-06	8	6	8	0.050	0.1	40,000	3.14E-07	6,000	2.80E-06	0.956			
X3	2.80	2.32E-06	6	4	8	0.045	0.1	36,000	2.81E-07	6,000	2.51E-06	0.817			
X4	3.48	1.71E-06	6	4	8	0.036	0.1	28,000	2.29E-07	4,800	2.04E-06	0.658			
X5	3.98	1.41E-06	2	2	0	0.026	0.0	20,000	1.61E-07	3,400	1.43E-06	0.542			
X6	4.49	1.19E-06	2	2	0	0.022	0.0	18,000	1.37E-07	2,800	1.23E-06	0.457			
5 MI	5.00	1.02E-06	6	4	8	0.028	0.1	22,000	1.77E-07	3,800	1.58E-06	0.392			
X7	5.04	1.01E-06	2	2	0	0.025	0.0	20,000	1.56E-07	3,200	1.40E-06	0.388			
X8	6.10	7.73E-07	2	2	0	0.020	0.0	16,000	1.26E-07	2,600	1.12E-06	0.297			
X9	7.13	6.23E-07	NO DATA	CPM	NO DATA	0.017	0.0	14,000	1.05E-07	2,200	9.41E-07	0.262			
7.5 MI	7.50	5.81E-07	NO DATA	CPM	NO DATA	0.013	0.0	10,000	8.09E-08	1,800	7.22E-07	0.244			
X10	7.64	5.66E-07	NO DATA	CPM	NO DATA	0.014	0.0	12,000	8.92E-08	1,800	7.96E-07	0.238			
X11	7.91	5.39E-07	NO DATA	CPM	NO DATA	0.011	0.0	8,000	6.79E-08	1,400	6.06E-07	0.226			
X12	8.19	5.14E-07	NO DATA	CPM	NO DATA	0.016	0.0	12,000	9.80E-08	2,000	8.75E-07	0.216			
10 MI	10.00	3.89E-07	NO DATA	CPM	NO DATA	0.000	0.0	40	0.00E+00	40	0.00E+00	0.000			

BACKGROUND = 40 CPM

NOTE: 1. Affected subzones are based on the constructed sequence of this scenario.

MAP - 250

or 06-006 Att. A

- FIELD TEAM DATA

- CALCULATED RESULTS

2. Green reflects the additional zones affected by a 4 Hr. release, a value often used to assume time to cooldown / terminate the release. Other assumptions may result in a variance in affected subzones.

3. The zones in red indicates that additional subzones which EPP 06-006 Attachment A identifies as being affected.



TIME: ACTUAL			12:30		RELATIVE		4:30		POST RELEASE		1:15		EDCP (per Scenario / 4Hr)		
LOCATION	DIST (MI)	X/Q	OPEN mREM/Hr	DOSE RATE mR / Hr	BETA mREM/Hr	TEDE REM/Hr	PIC DOSE RATE (mR/min)	PART CPM	PART uCi/cc	I-2 CPM	I-2 uCi/cc	I-2 CDE REM/Hr	CTR CCL JRR SW1	W1 SW-2 W-2	
EAB	0.75	1.88E-05	80	40	80	0.349	0.7	280,000	2.20E-06	48,000	1.98E-05	5.556			
X1	1.81	4.33E-06	16	12	16	0.101	0.2	80,000	6.38E-07	14,000	5.68E-06	1.400			
X2	1.97	3.80E-06	14	10	16	0.094	0.2	80,000	5.94E-07	12,000	5.30E-06	1.231			
2 MI	2.00	3.71E-06	10	8	8	0.089	0.1	60,000	4.32E-07	8,000	3.86E-06	1.201			
2.5 MI	2.50	2.71E-06	6	4	8	0.042	0.1	34,000	2.67E-07	6,000	2.38E-06	0.877			
X3	2.80	2.32E-06	6	4	8	0.036	0.1	28,000	2.28E-07	4,800	2.04E-06	0.749			
X4	3.48	1.71E-06	6	4	8	0.030	0.1	24,000	1.91E-07	4,000	1.70E-06	0.603			
X5	3.98	1.41E-06	6	4	8	0.036	0.1	28,000	2.24E-07	4,600	2.00E-06	0.497			
X6	4.49	1.19E-06	6	4	8	0.030	0.1	24,000	1.67E-07	4,000	1.67E-06	0.419			
5 MI	5.00	1.02E-06	NO DATA	CPM	NO DATA	0.018	0.0	14,000	1.12E-07	2,400	1.00E-06	0.360			
X7	5.04	1.01E-06	2	2	0	0.023	0.0	18,000	1.46E-07	3,000	1.29E-06	0.356			
X8	6.10	7.73E-07	NO DATA	CPM	NO DATA	0.016	0.0	14,000	1.04E-07	2,200	9.24E-07	0.273			
X9	7.13	6.23E-07	NO DATA	CPM	NO DATA	0.017	0.0	14,000	1.06E-07	2,200	9.48E-07	0.240			
7.5 MI	7.50	5.81E-07	NO DATA	CPM	NO DATA	0.016	0.0	12,000	9.89E-08	2,000	8.83E-07	0.223			
X10	7.64	5.66E-07	NO DATA	CPM	NO DATA	0.012	0.0	10,000	7.40E-08	1,600	6.61E-07	0.218			
X11	7.91	5.39E-07	NO DATA	CPM	NO DATA	0.013	0.0	10,000	8.28E-08	1,600	7.39E-07	0.207			
X12	8.19	5.14E-07	NO DATA	CPM	NO DATA	0.012	0.0	10,000	7.42E-08	1,600	6.63E-07	0.198			
10 MI	10.00	3.89E-07	NO DATA	CPM	NO DATA	0.016	0.0	12,000	9.80E-08	2,000	8.75E-07	0.216			

BACKGROUND = 40 CPM

NOTE: 1. Affected subzones are based on the constructed sequence of this scenario.

MAP - 250

or 06-006 Att. A

- FIELD TEAM DATA

- CALCULATED RESULTS

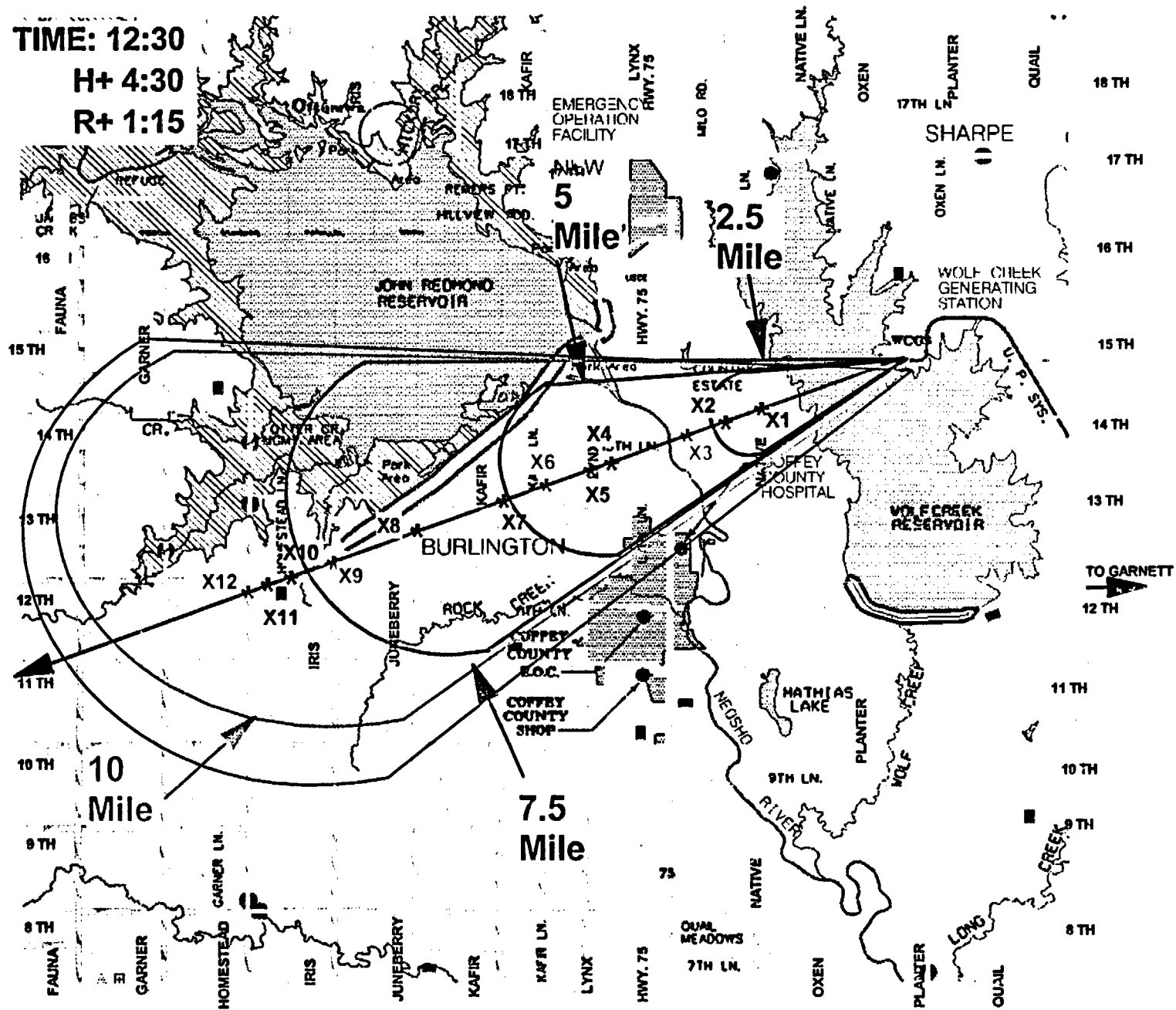
2. Green reflects the additional zones affected by a 4 Hr. release, a value often used to assume time to cooldown / terminate the release. Other assumptions may result in a variance in affected subzones.

3. The zones in red indicates that additional subzones which EPP 06-006 Attachment A identifies as being affected.

TIME: 12:30

H+ 4:30

R+ 1:15





TIME: ACTUAL			12:45		RELATIVE		4:45		POST RELEASE		1:30		EDCP (per Scenario / 4Hr)	
LOCATION	DIST (MI)	X/Q	OPEN mREM/Hr	DOSE RATE mR / Hr	BETA mREM/Hr	TEDE REM/Hr	PIC DOSE RATE (mR/min)	PART CPM	PART uCi/cc	I-2 CPM	I-2 uCi/cc	I-2 CDE REM/Hr	CTR CCL JRR SW1	W1 SW-2 W-2
EAB	0.75	1.68E-06	40	30	40	0.276	0.5	220,000	1.74E-06	38,000	1.55E-05	4.395		
X1	1.81	4.33E-06	10	8	8	0.064	0.1	60,000	4.01E-07	8,000	3.58E-06	1.284		
X2	1.97	3.80E-06	8	6	8	0.054	0.1	42,000	3.39E-07	8,000	3.03E-06	1.129		
2 MI	2.00	3.71E-06	8	6	8	0.054	0.1	42,000	3.40E-07	8,000	3.03E-06	1.102		
2.5 MI	2.50	2.71E-06	8	6	8	0.054	0.1	42,000	3.40E-07	8,000	3.04E-06	0.804		
X3	2.80	2.32E-06	6	4	8	0.035	0.1	28,000	2.17E-07	4,600	1.94E-06	0.687		
X4	3.48	1.71E-06	6	4	8	0.029	0.1	24,000	1.84E-07	3,800	1.64E-06	0.553		
X5	3.98	1.41E-06	6	4	8	0.030	0.1	24,000	1.87E-07	4,000	1.67E-06	0.456		
X6	4.49	1.19E-06	2	2	0	0.018	0.0	14,000	1.15E-07	2,400	1.03E-06	0.384		
5 MI	5.00	1.02E-06	2	2	0	0.025	0.0	20,000	1.56E-07	3,200	1.40E-06	0.330		
X7	5.04	1.01E-06	2	2	0	0.018	0.0	14,000	1.14E-07	2,400	1.01E-06	0.326		
X8	6.10	7.73E-07	2	2	0	0.018	0.0	14,000	1.14E-07	2,400	1.02E-06	0.250		
X9	7.13	6.23E-07	NO DATA	CPM	NO DATA	0.013	0.0	10,000	7.91E-08	1,600	7.06E-07	0.220		
7.5 MI	7.50	5.81E-07	NO DATA	CPM	NO DATA	0.014	0.0	12,000	9.07E-08	2,000	8.10E-07	0.205		
X10	7.64	5.66E-07	NO DATA	CPM	NO DATA	0.014	0.0	12,000	9.08E-08	2,000	8.11E-07	0.200		
X11	7.91	5.39E-07	NO DATA	CPM	NO DATA	0.012	0.0	10,000	7.74E-08	1,600	6.91E-07	0.190		
X12	8.19	5.14E-07	NO DATA	CPM	NO DATA	0.012	0.0	10,000	7.74E-08	1,600	6.91E-07	0.181		
10 MI	10.00	3.89E-07	NO DATA	CPM	NO DATA	0.012	0.0	10,000	7.42E-08	1,600	6.63E-07	0.198		

BACKGROUND = 40 CPM

NOTE: 1. Affected subzones are based on the constructed sequence of this scenario.

MAP - 250

or 06-006 Att. A

- FIELD TEAM DATA

- CALCULATED RESULTS

2. Green reflects the additional zones affected by a 4 Hr. release, a value often used to assume time to cooldown / terminate the release. Other assumptions may result in a variance in affected subzones.

3. The zones in red indicates that additional subzones which EPP 06-006 Attachment A identifies as being affected.



TIME:		ACTUAL		13:00		RELATIVE		5:00		POST RELEASE		1:45		EDCP (per Scenario / 4Hr)	
LOCATION	DIST (MI)	X/Q	OPEN mREM/Hr	DOSE RATE mR / Hr	BETA mREM/Hr	TEDE REM/Hr	PIC DOSE RATE (mR/min)	PART CPM	PART uCi/cc	I-2 CPM	I-2 uCi/cc	I-2 CDE REM/Hr	CTR CCL JRR SW1	W1 SW-2 W-2	
EAB	0.75	1.68E-05	50	38	48	0.343	0.8	280,000	2.15E-06	44,000	1.92E-05	5.450			
X1	1.81	4.33E-06	8	6	8	0.059	0.1	48,000	3.72E-07	8,000	3.32E-06	1.177			
X2	1.97	3.80E-06	10	8	8	0.077	0.1	60,000	4.83E-07	10,000	4.31E-06	1.035			
2 MI	2.00	3.71E-06	10	8	8	0.072	0.1	60,000	4.51E-07	10,000	4.03E-06	1.010			
2.5 MI	2.50	2.71E-06	8	6	8	0.047	0.1	38,000	2.94E-07	6,000	2.63E-06	0.737			
X3	2.80	2.32E-06	6	4	8	0.042	0.1	32,000	2.61E-07	6,000	2.33E-06	0.830			
X4	3.48	1.71E-06	6	4	8	0.028	0.1	22,000	1.75E-07	3,600	1.56E-06	0.507			
X5	3.98	1.41E-06	2	2	0	0.023	0.0	18,000	1.47E-07	3,000	1.31E-06	0.418			
X6	4.49	1.19E-06	2	2	0	0.028	0.0	20,000	1.62E-07	3,400	1.44E-06	0.352			
5 MI	5.00	1.02E-06	2	2	0	0.023	0.0	18,000	1.43E-07	3,000	1.28E-06	0.302			
X7	5.04	1.01E-06	2	2	0	0.021	0.0	16,000	1.31E-07	2,800	1.17E-06	0.299			
X8	6.10	7.73E-07	NO DATA	CPM	NO DATA	0.012	0.0	10,000	7.34E-08	1,600	6.56E-07	0.229			
X9	7.13	6.23E-07	NO DATA	CPM	NO DATA	0.013	0.0	10,000	7.89E-08	1,600	7.05E-07	0.202			
7.5 MI	7.50	5.81E-07	NO DATA	CPM	NO DATA	0.010	0.0	8,000	6.09E-08	1,400	5.44E-07	0.188			
X10	7.84	5.66E-07	NO DATA	CPM	NO DATA	0.014	0.0	10,000	8.62E-08	1,800	7.69E-07	0.183			
X11	7.91	5.39E-07	NO DATA	CPM	NO DATA	0.010	0.0	8,000	6.07E-08	1,200	5.42E-07	0.174			
X12	8.19	5.14E-07	NO DATA	CPM	NO DATA	0.011	0.0	8,000	7.10E-08	1,600	6.34E-07	0.166			
10 MI	10.00	3.89E-07	NO DATA	CPM	NO DATA	0.012	0.0	10,000	7.74E-08	1,600	6.91E-07	0.181			

BACKGROUND = 40 CPM

NOTE: 1. Affected subzones are based on the constructed sequence of this scenario.

MAP - 250

or 06-006 Att. A

- FIELD TEAM DATA

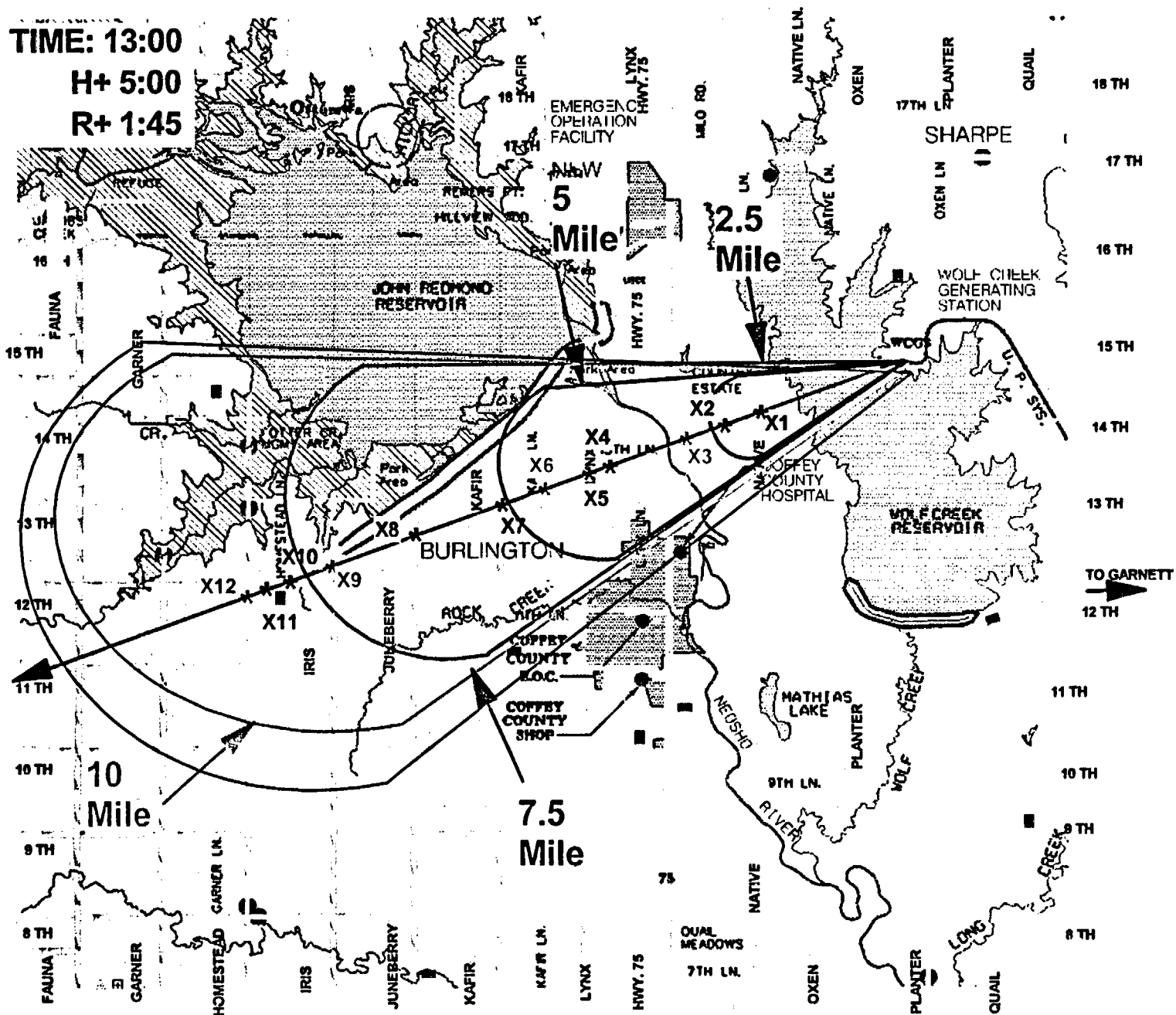
- CALCULATED RESULTS

2. Green reflects the additional zones affected by a 4 Hr. release, a value often used to assume time to cooldown / terminate the release. Other assumptions may result in a variance in affected subzones.
3. The zones in red indicates that additional subzones which EPP 06-006 Attachment A identifies as being affected.

TIME: 13:00

H+ 5:00

R+ 1:45



TIME: ACTUAL			13:15		RELATIVE		5:15		POST RELEASE		2:00		EDCP (per Scenario / 4Hr)	
LOCATION	DIST (MI)	X/Q	OPEN mREM/Hr	DOSE RATE mR / Hr	BETA mREM/Hr	TEDE REM/Hr	PIC DOSE RATE (mR/min)	PART CPM	PART uCi/cc	I-2 CPM	I-2 uCi/cc	I-2 CDE REM/Hr	CTR CCL JRR SW1	W1 SW-2 W-2
EAB	0.75	1.68E-05	34	28	32	0.227	0.4	180,000	1.43E-06	30,000	1.27E-06	3.612		
X1	1.81	4.33E-06	10	8	8	0.068	0.1	60,000	4.14E-07	8,000	3.70E-06	1.079		
X2	1.97	3.80E-06	8	6	8	0.047	0.1	38,000	2.98E-07	6,000	2.65E-06	0.949		
2 MI	2.00	3.71E-06	10	8	8	0.071	0.1	60,000	4.47E-07	10,000	3.99E-06	0.926		
2.5 MI	2.50	2.71E-06	8	4	8	0.037	0.1	28,000	2.30E-07	4,800	2.05E-06	0.676		
X3	2.80	2.32E-06	6	4	8	0.035	0.1	28,000	2.22E-07	4,600	1.98E-06	0.578		
X4	3.48	1.71E-06	2	2	0	0.028	0.0	20,000	1.62E-07	3,400	1.45E-06	0.486		
X5	3.98	1.41E-06	6	4	8	0.028	0.1	22,000	1.79E-07	3,800	1.60E-06	0.383		
X6	4.49	1.19E-06	2	2	0	0.025	0.0	20,000	1.58E-07	3,400	1.41E-06	0.323		
5 MI	5.00	1.02E-06	2	2	0	0.020	0.0	16,000	1.26E-07	2,600	1.13E-06	0.277		
X7	5.04	1.01E-06	2	2	0	0.020	0.0	16,000	1.26E-07	2,600	1.12E-06	0.274		
X8	6.10	7.73E-07	NO DATA	CPM	NO DATA	0.014	0.0	10,000	8.65E-08	1,800	7.72E-07	0.210		
X9	7.13	6.23E-07	NO DATA	CPM	NO DATA	0.012	0.0	10,000	7.38E-08	1,600	6.59E-07	0.185		
7.5 MI	7.50	5.81E-07	NO DATA	CPM	NO DATA	0.009	0.0	8,000	5.92E-08	1,200	5.29E-07	0.172		
X10	7.64	5.66E-07	NO DATA	CPM	NO DATA	0.013	0.0	10,000	7.97E-08	1,600	7.11E-07	0.168		
X11	7.91	5.39E-07	NO DATA	CPM	NO DATA	0.009	0.0	8,000	5.56E-08	1,200	4.97E-07	0.160		
X12	8.19	5.14E-07	NO DATA	CPM	NO DATA	0.009	0.0	6,000	5.42E-08	1,200	4.84E-07	0.152		
10 MI	10.00	3.89E-07	NO DATA	CPM	NO DATA	0.011	0.0	8,000	7.10E-08	1,600	6.34E-07	0.166		

BACKGROUND = 40 CPM

NOTE: 1. Affected subzones are based on the constructed sequence of this scenario.

MAP - 250

or 06-006 Att. A

- FIELD TEAM DATA

- CALCULATED RESULTS

2. Green reflects the additional zones affected by a 4 Hr. release, a value often used to assume time to cooldown / terminate the release. Other assumptions may result in a variance in affected subzones.

3. The zones in red indicates that additional subzones which EPP 06-006 Attachment A identifies as being affected.



TIME: ACTUAL			13:30		RELATIVE		5:30		POST RELEASE		2:15		EDCP (per Scenario / 4Hr)		
LOCATION	DIST (MI)	X/Q	OPEN mREM/Hr	DOSE RATE mR / Hr	BETA mREM/Hr	TEDE REM/Hr	PIC DOSE RATE (mR/min)	PART CPM	PART uCi/cc	I-2 CPM	I-2 uCi/cc	I-2 CDE REM/Hr	CTR CCL JRR SW1	W1 SW-2 W-2	
EAB	0.75	1.68E-05	40	30	40	0.268	0.5	220,000	1.87E-08	34,000	1.50E-06	4.237			
X1	1.81	4.33E-06	8	6	8	0.061	0.1	48,000	3.83E-07	8,000	3.42E-06	0.990			
X2	1.97	3.80E-06	8	6	8	0.055	0.1	44,000	3.44E-07	8,000	3.07E-06	0.871			
2 MI	2.00	3.71E-06	8	4	8	0.044	0.1	34,000	2.75E-07	8,000	2.46E-06	0.848			
2.5 MI	2.50	2.71E-06	6	4	8	0.037	0.1	30,000	2.35E-07	5,000	2.10E-06	0.620			
X3	2.80	2.32E-06	6	4	8	0.038	0.1	28,000	2.26E-07	4,800	2.02E-06	0.530			
X4	3.48	1.71E-06	6	4	8	0.032	0.1	26,000	2.04E-07	4,200	1.82E-06	0.427			
X5	3.98	1.41E-06	6	4	8	0.027	0.1	22,000	1.71E-07	3,600	1.53E-06	0.351			
X6	4.49	1.19E-06	2	2	0	0.021	0.0	16,000	1.32E-07	2,800	1.18E-06	0.296			
5 MI	5.00	1.02E-06	NO DATA	CPM	NO DATA	0.017	0.0	14,000	1.06E-07	2,200	9.43E-07	0.254			
X7	5.04	1.01E-06	NO DATA	CPM	NO DATA	0.016	0.0	12,000	1.01E-07	2,200	9.06E-07	0.252			
X8	6.10	7.73E-07	NO DATA	CPM	NO DATA	0.015	0.0	12,000	9.53E-08	2,000	8.51E-07	0.193			
X9	7.13	6.23E-07	NO DATA	CPM	NO DATA	0.013	0.0	10,000	7.91E-08	1,600	7.06E-07	0.170			
7.5 MI	7.50	5.81E-07	NO DATA	CPM	NO DATA	0.012	0.0	10,000	7.31E-08	1,600	6.52E-07	0.158			
X10	7.64	5.66E-07	NO DATA	CPM	NO DATA	0.009	0.0	8,000	5.91E-08	1,200	5.27E-07	0.154			
X11	7.91	5.39E-07	NO DATA	CPM	NO DATA	0.011	0.0	8,000	7.07E-08	1,600	6.31E-07	0.147			
X12	8.19	5.14E-07	NO DATA	CPM	NO DATA	0.009	0.0	8,000	5.58E-08	1,200	4.98E-07	0.140			
10 MI	10.00	3.89E-07	NO DATA	CPM	NO DATA	0.009	0.0	8,000	5.42E-08	1,200	4.84E-07	0.152			

BACKGROUND = 40 CPM

NOTE: 1. Affected subzones are based on the constructed sequence of this scenario.

MAP - 250

or 06-006 Att. A

- FIELD TEAM DATA

- CALCULATED RESULTS

2. Green reflects the additional zones affected by a 4 Hr. release, a value often used to assume time to cooldown / terminate the release. Other assumptions may result in a variance in affected subzones.
3. The zones in red indicates that additional subzones which EPP 06-006 Attachment A identifies as being affected.





TIME:		ACTUAL		13:45		RELATIVE		5:45		POST RELEASE		2:30		EDCP (per Scenario / 4Hr)	
LOCATION	DIST (MI)	X/Q	OPEN mREM/Hr	DOSE RATE mR / Hr	BETA mREM/Hr	TEDE REM/Hr	PIC DOSE RATE (mR/min)	PART CPM	PART uCi/cc	I-2 CPM	I-2 uCi/cc	I-2 CDE REM/Hr	CTR	W1	
EAB	0.75	1.68E-05	34	28	32	0.238	0.4	180,000	1.48E-06	30,000	1.33E-05	3.779	CCL	SW-2	
X1	1.81	4.33E-08	10	8	8	0.070	0.1	60,000	4.38E-07	10,000	3.91E-06	0.908	JRR	W-2	
X2	1.97	3.80E-08	8	6	8	0.061	0.1	48,000	3.82E-07	8,000	3.41E-06	0.798	SW1		
2 MI	2.00	3.71E-08	8	4	8	0.043	0.1	34,000	2.68E-07	6,000	2.39E-06	0.779			
2.5 MI	2.50	2.71E-08	6	4	8	0.041	0.1	32,000	2.56E-07	6,000	2.29E-06	0.569			
X3	2.80	2.32E-08	6	4	8	0.027	0.1	22,000	1.71E-07	3,600	1.53E-06	0.488			
X4	3.48	1.71E-08	6	4	8	0.028	0.1	22,000	1.76E-07	3,600	1.57E-06	0.391			
X5	3.98	1.41E-08	2	2	0	0.025	0.0	20,000	1.55E-07	3,200	1.39E-06	0.322			
X6	4.49	1.19E-08	NO DATA	CPM	NO DATA	0.017	0.0	14,000	1.10E-07	2,400	9.78E-07	0.272			
5 MI	5.00	1.02E-08	NO DATA	CPM	NO DATA	0.011	0.0	8,000	6.92E-08	1,400	6.17E-07	0.233			
X7	5.04	1.01E-08	NO DATA	CPM	NO DATA	0.013	0.0	10,000	8.03E-08	1,800	7.17E-07	0.231			
X8	6.10	7.73E-07	NO DATA	CPM	NO DATA	0.011	0.0	8,000	6.99E-08	1,400	6.24E-07	0.177			
X9	7.13	6.23E-07	NO DATA	CPM	NO DATA	0.008	0.0	6,000	5.16E-08	1,200	4.61E-07	0.156			
7.5 MI	7.50	5.81E-07	NO DATA	CPM	NO DATA	0.009	0.0	8,000	5.78E-08	1,200	5.16E-07	0.145			
X10	7.64	5.66E-07	NO DATA	CPM	NO DATA	0.011	0.0	8,000	6.92E-08	1,400	6.18E-07	0.141			
X11	7.91	5.39E-07	NO DATA	CPM	NO DATA	0.010	0.0	8,000	6.27E-08	1,400	5.60E-07	0.134			
X12	8.19	5.14E-07	NO DATA	CPM	NO DATA	0.007	0.0	6,000	4.41E-08	1,000	3.94E-07	0.128			
10 MI	10.00	3.89E-07	NO DATA	CPM	NO DATA	0.009	0.0	8,000	5.58E-08	1,200	4.98E-07	0.140			

BACKGROUND = 40 CPM

NOTE: 1. Affected subzones are based on the constructed sequence of this scenario.

MAP - 250

or 06-006 Att. A

- FIELD TEAM DATA

- CALCULATED RESULTS

2. Green reflects the additional zones affected by a 4 Hr. release, a value often used to assume time to cooldown / terminate the release. Other assumptions may result in a variance in affected subzones.
3. The zones in red indicates that additional subzones which EPP 06-006 Attachment A identifies as being affected.



TIME: ACTUAL			14:00		RELATIVE		6:00		POST RELEASE		2:45		EDCP (per Scenario / 4Hr)		
LOCATION	DIST (MI)	X/Q	OPEN mREM/Hr	DOSE RATE mR / Hr	BETA mREM/Hr	TEDE REM/Hr	PIC DOSE RATE (mR/min)	PART CPM	PART uCi/cc	I-2 CPM	I-2 uCi/cc	I-2 CDE REM/Hr	CTR	W1	
EAB	0.75	1.88E-05	32	24	32	0.208	0.4	160,000	1.31E-06	28,000	1.17E-06	3.303	CCL	SW-2	
X1	1.81	4.33E-06	8	6	8	0.057	0.1	48,000	3.59E-07	8,000	3.20E-06	0.832	JRR	W-2	
X2	1.97	3.80E-06	8	4	8	0.037	0.1	30,000	2.31E-07	4,800	2.07E-06	0.732	SW1		
2 MI	2.00	3.71E-06	8	6	8	0.055	0.1	44,000	3.47E-07	8,000	3.10E-06	0.714			
2.5 MI	2.50	2.71E-06	8	4	8	0.033	0.1	26,000	2.06E-07	4,400	1.84E-06	0.521			
X3	2.80	2.32E-06	2	2	0	0.026	0.0	20,000	1.82E-07	3,400	1.45E-06	0.445			
X4	3.48	1.71E-06	NO DATA	CPM	NO DATA	0.017	0.0	14,000	1.08E-07	2,200	9.63E-07	0.359			
X5	3.98	1.41E-06	NO DATA	CPM	NO DATA	0.016	0.0	12,000	9.93E-08	2,000	8.86E-07	0.295			
X6	4.49	1.19E-06	NO DATA	CPM	NO DATA	0.018	0.0	14,000	1.11E-07	2,400	9.93E-07	0.249			
5 MI	5.00	1.02E-06	NO DATA	CPM	NO DATA	0.015	0.0	12,000	9.47E-08	2,000	8.46E-07	0.214			
X7	5.04	1.01E-06	NO DATA	CPM	NO DATA	0.016	0.0	12,000	9.95E-08	2,200	8.89E-07	0.212			
X8	6.10	7.73E-07	NO DATA	CPM	NO DATA	0.011	0.0	8,000	6.99E-08	1,400	6.24E-07	0.162			
X9	7.13	6.23E-07	NO DATA	CPM	NO DATA	0.007	0.0	6,000	4.57E-08	1,000	4.08E-07	0.143			
7.5 MI	7.50	5.81E-07	NO DATA	CPM	NO DATA	0.009	0.0	8,000	5.83E-08	1,200	5.20E-07	0.133			
X10	7.64	5.66E-07	NO DATA	CPM	NO DATA	0.007	0.0	6,000	4.51E-08	1,000	4.02E-07	0.130			
X11	7.91	5.39E-07	NO DATA	CPM	NO DATA	0.007	0.0	6,000	4.34E-08	1,000	3.87E-07	0.123			
X12	8.19	5.14E-07	NO DATA	CPM	NO DATA	0.006	0.0	4,800	3.81E-08	800	3.40E-07	0.118			
10 MI	10.00	3.89E-07	NO DATA	CPM	NO DATA	0.007	0.0	6,000	4.41E-08	1,000	3.94E-07	0.128			

BACKGROUND = 40 CPM

NOTE: 1. Affected subzones are based on the constructed sequence of this scenario.

MAP - 250

or 06-006 Att. A

- FIELD TEAM DATA

- CALCULATED RESULTS

2. Green reflects the additional zones affected by a 4 Hr. release, a value often used to assume time to cooldown / terminate the release. Other assumptions may result in a variance in affected subzones.

3. The zones in red indicates that additional subzones which EPP 06-006 Attachment A identifies as being affected.



TIME: ACTUAL			14:15		RELATIVE		6:15		POST RELEASE		3:00		EDCP (per Scenario / 4Hr)	
LOCATION	DIST (MI)	X/Q	OPEN mREM/Hr	DOSE RATE mR / Hr	BETA mREM/Hr	TEDE REM/Hr	PIC DOSE RATE (mR/min)	PART CPM	PART uCi/cc	I-2 CPM	I-2 uCi/cc	I-2 CDE REM/Hr	CTR CCL JRR SW1	W1 SW-2 W-2
EAB	0.75	1.88E-05	34	28	33	0.233	0.4	180,000	1.47E-06	30,000	1.31E-06	3.712		
X1	1.81	4.33E-06	8	6	8	0.056	0.1	44,000	3.60E-07	8,000	3.13E-06	0.763		
X2	1.97	3.80E-06	6	4	6	0.036	0.1	28,000	2.26E-07	4,800	2.01E-06	0.671		
2 MI	2.00	3.71E-06	6	4	6	0.037	0.1	30,000	2.33E-07	4,800	2.08E-06	0.655		
2.5 MI	2.50	2.71E-06	6	4	6	0.028	0.1	22,000	1.76E-07	3,600	1.57E-06	0.478		
X3	2.80	2.32E-06	2	2	0	0.021	0.0	16,000	1.31E-07	2,800	1.17E-06	0.409		
X4	3.48	1.71E-06	NO DATA	CPM	NO DATA	0.016	0.0	12,000	1.03E-07	2,200	8.18E-07	0.329		
X5	3.98	1.41E-06	NO DATA	CPM	NO DATA	0.014	0.0	10,000	8.68E-08	1,800	7.75E-07	0.271		
X6	4.49	1.19E-06	NO DATA	CPM	NO DATA	0.013	0.0	10,000	7.95E-08	1,600	7.09E-07	0.228		
5 MI	5.00	1.02E-06	NO DATA	CPM	NO DATA	0.010	0.0	8,000	6.28E-08	1,400	5.61E-07	0.196		
X7	5.04	1.01E-06	NO DATA	CPM	NO DATA	0.012	0.0	10,000	7.29E-08	1,600	6.51E-07	0.194		
X8	6.10	7.73E-07	NO DATA	CPM	NO DATA	0.011	0.0	8,000	6.88E-08	1,400	6.14E-07	0.149		
X9	7.13	6.23E-07	NO DATA	CPM	NO DATA	0.009	0.0	8,000	5.89E-08	1,200	5.26E-07	0.131		
7.5 MI	7.50	5.81E-07	NO DATA	CPM	NO DATA	0.007	0.0	6,000	4.57E-08	1,000	4.08E-07	0.122		
X10	7.64	5.66E-07	NO DATA	CPM	NO DATA	0.006	0.0	4,800	3.71E-08	800	3.31E-07	0.119		
X11	7.91	5.39E-07	NO DATA	CPM	NO DATA	0.007	0.0	6,000	4.42E-08	1,000	3.95E-07	0.113		
X12	8.19	5.14E-07	NO DATA	CPM	NO DATA	0.008	0.0	6,000	5.28E-08	1,200	4.72E-07	0.108		
X12	10.00	3.89E-07	NO DATA	CPM	NO DATA	0.006	0.0	4,800	3.81E-08	800	3.40E-07	0.118		

BACKGROUND = 40 CPM

NOTE: 1. Affected subzones are based on the constructed sequence of this scenario.

MAP - 250

or 06-006 Att. A

- FIELD TEAM DATA

- CALCULATED RESULTS

2. Green reflects the additional zones affected by a 4 Hr. release, a value often used to assume time to cooldown / terminate the release. Other assumptions may result in a variance in affected subzones.
3. The zones in red indicates that additional subzones which EPP 06-006 Attachment A identifies as being affected.



TIME: ACTUAL			14:30		RELATIVE		6:30		POST RELEASE		3:15		EDCP (per Scenario / 4Hr)	
LOCATION	DIST (MI)	X/Q	OPEN mREM/Hr	DOSE RATE mR / Hr	BETA mREM/Hr	TEDE REM/Hr	PIC DOSE RATE (mR/min)	PART CPM	PART uCi/cc	I-2 CPM	I-2 uCi/cc	I-2 CDE REM/Hr	CTR CCL JRR	W1 SW-2 W-2
EAB	0.75	1.68E-05	32	24	32	0.212	0.4	160,000	1.33E-06	28,000	1.19E-05	3.377	SW1	
X1	1.81	4.33E-06	8	6	8	0.047	0.1	36,000	2.93E-07	6,000	2.62E-06	0.700		
X2	1.97	3.80E-06	6	4	8	0.038	0.1	30,000	2.38E-07	5,000	2.11E-06	0.616		
2 MI	2.00	3.71E-06	6	4	8	0.031	0.1	24,000	1.95E-07	4,000	1.74E-06	0.601		
2.5 MI	2.50	2.71E-06	6	4	8	0.031	0.1	24,000	1.92E-07	4,000	1.72E-06	0.438		
X3	2.80	2.32E-06	6	4	8	0.029	0.1	24,000	1.85E-07	3,800	1.65E-06	0.375		
X4	3.48	1.71E-06	2	2	0	0.021	0.0	16,000	1.32E-07	2,800	1.18E-06	0.302		
X5	3.98	1.41E-06	NO DATA	CPM	NO DATA	0.012	0.0	10,000	7.47E-08	1,600	6.67E-07	0.248		
X6	4.49	1.19E-06	NO DATA	CPM	NO DATA	0.016	0.0	12,000	1.01E-07	2,200	9.02E-07	0.209		
5 MI	5.00	1.02E-06	NO DATA	CPM	NO DATA	0.009	0.0	8,000	5.69E-08	1,200	5.08E-07	0.180		
X7	5.04	1.01E-06	NO DATA	CPM	NO DATA	0.010	0.0	8,000	5.98E-08	1,200	5.34E-07	0.178		
X8	6.10	7.73E-07	NO DATA	CPM	NO DATA	0.008	0.0	6,000	5.07E-08	1,000	4.53E-07	0.136		
X9	7.13	6.23E-07	NO DATA	CPM	NO DATA	0.006	0.0	4,600	3.58E-08	800	3.17E-07	0.120		
7.5 MI	7.50	5.81E-07	NO DATA	CPM	NO DATA	0.008	0.0	6,000	4.81E-08	1,000	4.30E-07	0.112		
X10	7.84	5.66E-07	NO DATA	CPM	NO DATA	0.007	0.0	6,000	4.31E-08	1,000	3.84E-07	0.109		
X11	7.91	5.39E-07	NO DATA	CPM	NO DATA	0.007	0.0	6,000	4.18E-08	1,000	3.73E-07	0.104		
X12	8.19	5.14E-07	NO DATA	CPM	NO DATA	0.008	0.0	6,000	4.89E-08	1,000	4.38E-07	0.099		
X12	9.00	0.00E+00	NO DATA	CPM	NO DATA	0.008	0.0	6,000	5.28E-08	1,200	4.72E-07	0.108		

BACKGROUND = 40 CPM

NOTE: 1. Affected subzones are based on the constructed sequence of this scenario.

MAP - 250

or 06-006 Att. A

- FIELD TEAM DATA

- CALCULATED RESULTS

2. Green reflects the additional zones affected by a 4 Hr. release, a value often used to assume time to cooldown / terminate the release. Other assumptions may result in a variance in affected subzones.

3. The zones in red indicates that additional subzones which EPP 06-006 Attachment A identifies as being affected.





**ADDENDUM**

**TO: Ken Thrall (DE-EP)**

**ITEMS TO CORRECT PRIOR TO USING SCENARIO AGAIN**

**From:**

1. \_\_\_\_\_
2. \_\_\_\_\_
3. \_\_\_\_\_
4. \_\_\_\_\_
5. \_\_\_\_\_
6. \_\_\_\_\_
7. \_\_\_\_\_
8. \_\_\_\_\_
9. \_\_\_\_\_
10. \_\_\_\_\_
11. \_\_\_\_\_
12. \_\_\_\_\_
13. \_\_\_\_\_
14. \_\_\_\_\_
15. \_\_\_\_\_
16. \_\_\_\_\_
17. \_\_\_\_\_
18. \_\_\_\_\_
19. \_\_\_\_\_

**INDEX**

**ALERT, 3, 22, 40, 54**

**Ambulance, 4**

**Classification, 10, 11**

**Controller Assignment, 9**

**EOF, 1, 3, 4, 7, 8, 9, 11, 22**

**Fire, 21, 75, 77, 80**

**General Emergency, 21, 23, 42**

**LOCA, 22, 78**

**Medical, 4, 11, 77**

**Notification of Unusual Event, 39**

**PARs, 10, 11**

**Phone Number, 26**

**Protective Action Recommendation, 10, 11**

**RCS, 21, 22, 23, 32, 63, 66, 99**

**Release, 23**

**Rumors, 1, 11, 82**

**Security, 3, 4, 7, 9, 26, 40, 41, 42, 76, 77**

**Site Area Emergency, 21, 22, 41**