

**Entergy Nuclear Northeast**

Entergy Nuclear Operations, Inc.
Vermont Yankee
322 Governor Hunt Rd.
P.O. Box 157
Vernon, VT 05354
Tel 802-257-7711

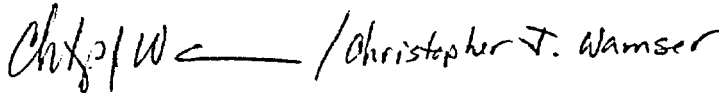
May 09, 2003
BVY-03-42

United States Nuclear Regulatory Commission
ATTN: Document Control Desk
Washington, D.C. 20555

Reference: (a) License No. DPR-28 (Docket No. 50-271)

In accordance with section 6.6.B of the Vermont Yankee Technical Specifications,
submitted herewith is the Monthly Statistical Report for the Vermont Yankee Nuclear
Power Station for the month of April, 2003.

Sincerely,

Handwritten signature of Christopher J. Wamser.

for Kevin H. Bronson
General Manager, Plant Operations

cc: USNRC Region I Administrator
USNRC Resident Inspector
USNRC Project Manager

IE24

VERMONT YANKEE NUCLEAR POWER STATION

MONTHLY STATISTICAL REPORT 03-04

FOR THE MONTH OF APRIL 2003

OPERATING DATA REPORT

DOCKETNO. 50-271
 DATE 030509
 COMPLETED BY G.A. WALLIN
 TELEPHONE (802)258-5414

OPERATING STATUS

1. Unit Name: Vermont Yankee
2. Reporting Period: April
3. Licensed Thermal Power (MWt): 1593
4. Nameplate Rating (Gross MWe): 540
5. Design Electrical Rating (Net MWe): 522
6. Maximum Dependable Capacity (Gross MWe): 535
7. Maximum Dependable Capacity (Net MWe): 510
8. If changes, occur in capacity ratings (Items Number 3 through 7) since last report, give reasons:
9. Power level to which restricted, if any (Net MWe): N/A
10. Reasons for restrictions, if any: N/A

	This Month	Yr-to-Date	Cumulative
11. Hours in Reporting Period	719.00	2879.00	265847.00
12. Number Of Hours Reactor was Critical	719.00	2879.00	226027.83
13. Reactor Reserve Shutdown Hours	0.00	0.00	0.00
14. Hours Generator On-Line	719.00	2879.00	222392.78
15. Unit Reserve Shutdown Hours	0.00	0.00	0.00
16. Gross Thermal Energy Generated (MWH)	1144792.70	4546209.50	336926626.29
17. Gross Electrical Energy Generated (MWH)	395606.00	1571983.00	113152913.00
18. Net Electrical Energy Generated (MWH)	380067.00	1510810.00	107693169.00
19. Unit Service Factor	100.00	100.00	82.70
20. Unit Availability Factor	100.00	100.00	82.70
21. Unit Capacity Factor (Using MDC Net)	103.60	102.90	79.20
22. Unit Capacity Factor (Using DER Net)	101.30	100.50	77.60
23. Unit Forced Outage Rate	0.00	0.00	3.89
24. Shutdowns scheduled over next 6 months (Type, Date, and Duration of Each: <u>N/A</u>)			

25. If shut down at end of report period, estimated date of startup: N/A
26. Units In Test Status (prior to commercial operation): N/A
 Forecast Achieved

INITIAL CRITICALITY
 INITIAL ELECTRICITY
 COMMERCIAL OPERATION

VYDPF 0411.01 (Sample)
 DP 0411 Rev. 8
 Page 1 of 1
 RT No. 13.F01.19F

AVERAGE DAILY UNIT POWER LEVEL

DOCKET NO. 50-271

UNIT Vermont Yankee

DATE 030509

COMPLETED BY G.A. WALLIN

TELEPHONE (802) 258-5414

MONTH April

DAY	AVERAGE DAILY POWER LEVEL (MWe-Net)	DAY	AVERAGE DAILY POWER LEVEL (MWe-Net)
1.	529	17.	528
2.	529	18.	528
3.	529	19.	528
4.	529	20.	528
5.	529	21.	527
*6.	529	22.	528
7.	529	23.	528
8.	529	24.	528
9.	529	25.	528
10.	529	26.	528
11.	529	27.	528
12.	529	28.	528
13.	529	29.	528
14.	529	30.	528
15.	529	31.	---
16.	529		*23 hour day

INSTRUCTIONS:

On this format, list the average daily unit power level in MWE-Net for each day in the reporting month. Compute to the nearest whole megawatt.

VYDPF 0411.02 (Sample)

DP 0411 Rev. 8

Page 1 of 1

RT No. 13.F01.18V

UNIT SHUTDOWNS AND POWER REDUCTIONS

REPORT MONTH APRILDOCKET NO 50-271UNIT NAME Vermont YankeeDATE 030509COMPLETED BY G.A. WallinTELEPHONE (802)258-5414

No.	Date	1 Type	Duration (hours)	2 Reason	3 Method of Shutting Down Reactor	License Event Report #	4 System Code	5 Component Code	Cause and Corrective Action to Prevent Recurrence.
(NONE)									

1 F: Forced
S: Scheduled

2 Reason:
A-Equipment Failure (Explain)
B-Maintenance or Test
C-Refueling
D-Regulatory Restriction
E-Operator Training and
License Examination
F-Administrative
G-Operational Error (Explain)
H-(Explain)

3 Method:

1 - Manual
2 - Manual Scram
3 - Automatic Scram
4 - Other (Explain)

4 Exhibit G- Instructions
for Preparation of Data
Entry Sheets for License
Event Report (LER) File
(NUREG 0161)

5 Exhibit I - Same Source

DOCKET NO. 50-271
DATE 030509
COMPLETED BY G.A. WALLIN
TELEPHONE (802)258-5414

REPORT MONTH April

SUMMARY OF OPERATING EXPERIENCES

Highlights

Vermont Yankee operated at 99.9 of rated thermal power for the month. Gross electrical generation was 395,606 MWh or 100.7% design electrical capacity.

Operating Summary

The following is a chronological description of plant operations including other pertinent items of interest for the month:

At the beginning of the reporting period the plant was operating at 99.9% of rated thermal power.

There were no items of interest to report for this month.

At the end of the reporting period the plant was operating at 99.9% of rated thermal power.

VYDPF 0411.04 (Sample)
DP 0411 Rev. 8
Page 1 of 1
RT No. 13.F01.18X

**Entergy Nuclear Northeast**

Entergy Nuclear Operations, Inc.
Vermont Yankee
322 Governor Hunt Rd.
P.O. Box 157
Vernon, VT 05354
Tel 802-257-7711

May 09, 2003

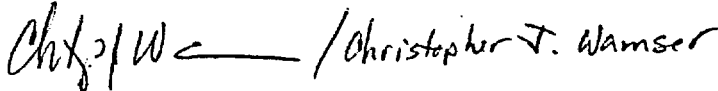
BVY-03-42

United States Nuclear Regulatory Commission
ATTN: Document Control Desk
Washington, D.C. 20555

Reference: (a) License No. DPR-28 (Docket No. 50-271)

In accordance with section 6.6.B of the Vermont Yankee Technical Specifications,
submitted herewith is the Monthly Statistical Report for the Vermont Yankee Nuclear
Power Station for the month of April, 2003.

Sincerely,

Handwritten signature of Christopher J. Wamser in cursive.

for Kevin H. Bronson
General Manager, Plant Operations

cc: USNRC Region I Administrator
USNRC Resident Inspector
USNRC Project Manager

VERMONT YANKEE NUCLEAR POWER STATION

MONTHLY STATISTICAL REPORT 03-04

FOR THE MONTH OF APRIL 2003

OPERATING DATA REPORT

DOCKETNO. 50-271

DATE 030509

COMPLETED BY G.A. WALLIN

TELEPHONE (802) 258-5414

OPERATING STATUS

1. Unit Name: Vermont Yankee

2. Reporting Period: April

3. Licensed Thermal Power (MWt): 1593

4. Nameplate Rating (Gross MWe): 540

5. Design Electrical Rating (Net MWe): 522

6. Maximum Dependable Capacity (Gross MWe): 535

7. Maximum Dependable Capacity (Net MWe): 510

8. If changes, occur in capacity ratings (Items Number 3 through 7) since last report, give reasons:

9. Power level to which restricted, if any (Net MWe): N/A

10. Reasons for restrictions, if any: N/A

	This Month	Yr-to-Date	Cumulative
11. Hours in Reporting Period	719.00	2879.00	265847.00
12. Number Of Hours Reactor was Critical	719.00	2879.00	226027.83
13. Reactor Reserve Shutdown Hours	0.00	0.00	0.00
14. Hours Generator On-Line	719.00	2879.00	222392.78
15. Unit Reserve Shutdown Hours	0.00	0.00	0.00
16. Gross Thermal Energy Generated (MWH)	1144792.70	4546209.50	336926626.29
17. Gross Electrical Energy Generated (MWH)	395606.00	1571983.00	113152913.00
18. Net Electrical Energy Generated (MWH)	380067.00	1510810.00	107693169.00
19. Unit Service Factor	100.00	100.00	82.70
20. Unit Availability Factor	100.00	100.00	82.70
21. Unit Capacity Factor (Using MDC Net)	103.60	102.90	79.20
22. Unit Capacity Factor (Using DER Net)	101.30	100.50	77.60
23. Unit Forced Outage Rate	0.00	0.00	3.89
24. Shutdowns scheduled over next 6 months (Type, Date, and Duration of Each: <u>N/A</u>)			

25. If shut down at end of report period, estimated date of startup: N/A

26. Units In Test Status (prior to commercial operation): N/A

Forecast Achieved

INITIAL CRITICALITY
INITIAL ELECTRICITY
COMMERCIAL OPERATION

VYDPF 0411.01 (Sample)
DP 0411 Rev. 8
Page 1 of 1
RT No. 13.F01.19F

AVERAGE DAILY UNIT POWER LEVEL

DOCKET NO. 50-271

UNIT Vermont YankeeDATE 030509COMPLETED BY G.A. WALLINTELEPHONE (802)258-5414MONTH April

DAY	AVERAGE DAILY POWER LEVEL (MWe-Net)	DAY	AVERAGE DAILY POWER LEVEL (MWe-Net)
1.	<u>529</u>	17.	<u>528</u>
2.	<u>529</u>	18.	<u>528</u>
3.	<u>529</u>	19.	<u>528</u>
4.	<u>529</u>	20.	<u>528</u>
5.	<u>529</u>	21.	<u>527</u>
*6.	<u>529</u>	22.	<u>528</u>
7.	<u>529</u>	23.	<u>528</u>
8.	<u>529</u>	24.	<u>528</u>
9.	<u>529</u>	25.	<u>528</u>
10.	<u>529</u>	26.	<u>528</u>
11.	<u>529</u>	27.	<u>528</u>
12.	<u>529</u>	28.	<u>528</u>
13.	<u>529</u>	29.	<u>528</u>
14.	<u>529</u>	30.	<u>528</u>
15.	<u>529</u>	31.	<u>---</u>
16.	<u>529</u>		*23 hour day

INSTRUCTIONS:

On this format, list the average daily unit power level in MWE-Net for each day in the reporting month. Compute to the nearest whole megawatt.

VYDPF 0411.02 (Sample)

DP 0411 Rev. 8

Page 1 of 1

RT No. 13.F01.18V

UNIT SHUTDOWNS AND POWER REDUCTIONS

REPORT MONTH APRIL

DOCKET NO 50-271
 UNIT NAME Vermont Yankee
 DATE 030509
 COMPLETED BY G.A. Wallin
 TELEPHONE (802)258-5414

No.	Date	1 Type	Duration (hours)	2 Reason	3 Method of Shutting Down Reactor	License Event Report #	4 System Code	5 Component Code	Cause and Corrective Action to Prevent Recurrence.
(NONE)									

1 F: Forced
S: Scheduled

2 Reason:
 A-Equipment Failure (Explain)
 B-Maintenance or Test
 C-Refueling
 D-Regulatory Restriction
 E-Operator Training and
 License Examination
 F-Administrative
 G-Operational Error (Explain)
 H-(Explain)

3 Method:
 1 - Manual
 2 - Manual Scram
 3 - Automatic Scram
 4 - Other (Explain)

4 Exhibit G- Instructions
 for Preparation of Data
 Entry Sheets for License
 Event Report (LER) File
 (NUREG 0161)

5 Exhibit I - Same Source

VYDPF 0411.03
 DP 0411 Rev. 8
 Page 1 of 1

DOCKET NO. 50-271
DATE 030509
COMPLETED BY G.A. WALLIN
TELEPHONE (802)258-5414

REPORT MONTH April

SUMMARY OF OPERATING EXPERIENCES

Highlights

Vermont Yankee operated at 99.9 of rated thermal power for the month. Gross electrical generation was 395,606 MWh or 100.7% design electrical capacity.

Operating Summary

The following is a chronological description of plant operations including other pertinent items of interest for the month:

At the beginning of the reporting period the plant was operating at 99.9% of rated thermal power.

There were no items of interest to report for this month.

At the end of the reporting period the plant was operating at 99.9% of rated thermal power.

VYDPF 0411.04 (Sample)
DP 0411 Rev. 8
Page 1 of 1
RT No. 13.F01.18X

**Entergy Nuclear Northeast**

Entergy Nuclear Operations, Inc.
Vermont Yankee
322 Governor Hunt Rd.
P.O. Box 157
Vernon, VT 05354
Tel 802-257-7711

May 09, 2003

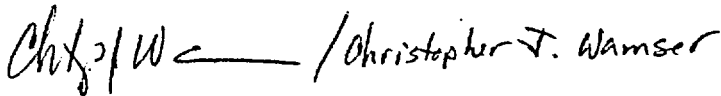
BVY-03-42

United States Nuclear Regulatory Commission
ATTN: Document Control Desk
Washington, D.C. 20555

Reference: (a) License No. DPR-28 (Docket No. 50-271)

In accordance with section 6.6.B of the Vermont Yankee Technical Specifications,
submitted herewith is the Monthly Statistical Report for the Vermont Yankee Nuclear
Power Station for the month of April, 2003.

Sincerely,

Handwritten signature of Christopher J. Wamser in cursive.

for Kevin H. Bronson
General Manager, Plant Operations

cc: USNRC Region I Administrator
USNRC Resident Inspector
USNRC Project Manager

VERMONT YANKEE NUCLEAR POWER STATION

MONTHLY STATISTICAL REPORT 03-04

FOR THE MONTH OF APRIL 2003

OPERATING DATA REPORT

DOCKETNO. 50-271

DATE 030509

COMPLETED BY G.A. WALLIN

TELEPHONE (802)258-5414

OPERATING STATUS

1. Unit Name: Vermont Yankee

2. Reporting Period: April

3. Licensed Thermal Power(MWt): 1593

4. Nameplate Rating(Gross MWe): 540

5. Design Electrical Rating(Net MWe): 522

6. Maximum Dependable Capacity(Gross MWe): 535

7. Maximum Dependable Capacity(Net MWe): 510

8. If changes, occur in capacity ratings(Items Number 3 through 7) since last report, give reasons:

9. Power level to which restricted, if any(Net MWe): N/A

10. Reasons for restrictions, if any: N/A

	This Month	Yr-to-Date	Cumulative
11. Hours in Reporting Period	719.00	2879.00	265847.00
12. Number Of Hours Reactor was Critical	719.00	2879.00	226027.83
13. Reactor Reserve Shutdown Hours	0.00	0.00	0.00
14. Hours Generator On-Line	719.00	2879.00	222392.78
15. Unit Reserve Shutdown Hours	0.00	0.00	0.00
16. Gross Thermal Energy Generated(MWH)	1144792.70	4546209.50	336926626.29
17. Gross Electrical Energy Generated(MWH)	395606.00	1571983.00	113152913.00
18. Net Electrical Energy Generated(MWH)	380067.00	1510810.00	107693169.00
19. Unit Service Factor	100.00	100.00	82.70
20. Unit Availability Factor	100.00	100.00	82.70
21. Unit Capacity Factor(Using MDC Net)	103.60	102.90	79.20
22. Unit Capacity Factor(Using DER Net)	101.30	100.50	77.60
23. Unit Forced Outage Rate	0.00	0.00	3.89

24. Shutdowns scheduled over next 6 months(Type, Date, and Duration of Each: N/A)

25. If shut down at end of report period, estimated date of startup: N/A

26. Units In Test Status(prior to commercial operation): N/A

Forecast Achieved

INITIAL CRITICALITY
INITIAL ELECTRICITY
COMMERCIAL OPERATION

VYDPF 0411.01 (Sample)
DP 0411 Rev. 8
Page 1 of 1
RT No. 13.F01.19F

AVERAGE DAILY UNIT POWER LEVEL

DOCKET NO. 50-271
UNIT Vermont Yankee
DATE 030509
COMPLETED BY G.A. WALLIN
TELEPHONE (802)258-5414

MONTH April

DAY	AVERAGE DAILY POWER LEVEL (MWe-Net)	DAY	AVERAGE DAILY POWER LEVEL (MWe-Net)
1.	529	17.	528
2.	529	18.	528
3.	529	19.	528
4.	529	20.	528
5.	529	21.	527
*6.	529	22.	528
7.	529	23.	528
8.	529	24.	528
9.	529	25.	528
10.	529	26.	528
11.	529	27.	528
12.	529	28.	528
13.	529	29.	528
14.	529	30.	528
15.	529	31.	---
16.	529		*23 hour day

INSTRUCTIONS:

On this format, list the average daily unit power level in MWE-Net for each day in the reporting month. Compute to the nearest whole megawatt.

VYDPF 0411.02 (Sample)
DP 0411 Rev. 8
Page 1 of 1
RT No. 13.F01.18V

UNIT SHUTDOWNS AND POWER REDUCTIONS

REPORT MONTH APRIL

DOCKET NO 50-271

UNIT NAME Vermont YankeeDATE 030509COMPLETED BY G.A. WallinTELEPHONE (802)258-5414

No.	Date	1 Type	Duration (hours)	2 Reason	3 Method of Shutting Down Reactor	License Event Report #	4 System Code	5 Component Code	Cause and Corrective Action to Prevent Recurrence.
(NONE)									

1 F: Forced
S: Scheduled

2 Reason:
A-Equipment Failure (Explain)
B-Maintenance or Test
C-Refueling
D-Regulatory Restriction
E-Operator Training and
License Examination
F-Administrative
G-Operational Error (Explain)
H-(Explain)

3 Method:
1 - Manual
2 - Manual Scram
3 - Automatic Scram
4 - Other (Explain)

4 Exhibit G- Instructions
for Preparation of Data
Entry Sheets for License
Event Report (LER) File
(NUREG 0161)

5 Exhibit I - Same Source

VYDPF 0411.03
DP 0411 Rev. 8
Page 1 of 1

DOCKET NO. 50-271
DATE 030509
COMPLETED BY G.A. WALLIN
TELEPHONE (802)258-5414

REPORT MONTH April

SUMMARY OF OPERATING EXPERIENCES

Highlights

Vermont Yankee operated at 99.9 of rated thermal power for the month. Gross electrical generation was 395,606 MWh or 100.7% design electrical capacity.

Operating Summary

The following is a chronological description of plant operations including other pertinent items of interest for the month:

At the beginning of the reporting period the plant was operating at 99.9% of rated thermal power.

There were no items of interest to report for this month.

At the end of the reporting period the plant was operating at 99.9% of rated thermal power.

VYDPF 0411.04 (Sample)
DP 0411 Rev. 8
Page 1 of 1
RT No. 13.F01.18X