

ES-301 Control Room Systems and Facility Walk-Through Test Outline Form ES-301-2

Facility: Callaway Date of Examination: August 2002
 Exam Level: RO Operating Test No.: _____

B.1 Control Room Systems

System / JPM Title	Type Code *	Safety Function
a. Recover a Dropped Control Rod 001A4.06 (2.9 / 3.2) S1	D, S	1
b. Manually Operate MSIVs Which Fail to Actuate 013A4.01 (4.5 / 4.8) C1	M, A, C, L	2
c. Depressurize and Block Safety Injection 010A4.01 (3.7 / 3.5) S4	D, S, L	3
d. Perform 'B' RHR Pump Non-Surveillance Run 005A4.01 (3.6 / 3.4) S2	N, S	4 (Pri)
e. Main Turbine Mechanical O/S Trip Test 045A2.17 (2.7 / 2.9) S3	D, S, A	4 (Sec)
f. Respond to a Failed Power Range Instrument 015A2.02 (3.1 / 3.5) S5	D, S, L	7
g. Restoration of CCW From Inadvertent CIS B 008A4.01 (3.3 / 3.1) S6	N, S, L	8
B/U Start 'A' CTMT Cooler Fan 022A4.01 (3.6 / 3.6) Backup	D, S, A	5

B.2 Facility Walk-Through

a. Emergency Boration Per FR-S.1 004A2.14 (3.8 / 3.9) P1	D, A, R, P	1
b. Locally Close Valves for CIS A 103A2.03 (3.5 / 3.8) P2	D, R, P	5
c. Locally Start NE01 Emergency DG (IPE / PRA) 064A4.01 (4.0 / 4.3) P3	D, A, P	6

* Type Codes: (D)irect from bank, (M)odified from bank, (N)ew, (A)lternate path, (C)ontrol room, (S)imulator, (L)ow-Power, (R)CA, (P)lant

FACILITY REPRESENTATIVE: _____

DATE: 20020710

CHIEF EXAMINER: _____

DATE: 7/10/02

ES-301 Control Room Systems and Facility Walk-Through Test Outline Form ES-301-2

Facility: Callaway Date of Examination: August 2002
 Exam Level: SRO (I) Operating Test No.: _____

B.1 Control Room Systems

System / JPM Title	Type Code *	Safety Function
a. Recover a Dropped Control Rod 001A4.06 (2.9 / 3.2) S1	D, S	1
b. Manually Operate MSIVs Which Fail to Actuate 013A4.01 (4.5 / 4.8) C1	M, A, C, L	2
c. Depressurize and Block Safety Injection 010A4.01 (3.7 / 3.5) S4	D, S, L	3
d. Perform 'B' RHR Pump Non-Surveillance Run 005A4.01 (3.6 / 3.4) S2	N, S	4 (Pri)
e. Main Turbine Mechanical O/S Trip Test 045A2.17 (2.7 / 2.9) S3	D, S, A	4 (Sec)
f. Respond to a Failed Power Range Instrument 015A2.02 (3.1 / 3.5) S5	D, S, L	7
g. Restoration of CCW From Inadvertent CIS B 008A4.01 (3.3 / 3.1) S6	N, S, L	8
B/U Start 'A' CTMT Cooler Fan 022A4.01 (3.6 / 3.6) Backup	D, S, A	5

B.2 Facility Walk-Through

a. Emergency Boration Per FR-S.1 004A2.14 (3.8 / 3.9) P1	D, A, R, P	1
b. Locally Close Valves for CIS A 103A2.03 (3.5 / 3.8) P2	D, R, P	5
c. Locally Start NE01 Emergency DG (IPE / PRA) 064A4.01 (4.0 / 4.3) P3	D, A, P	6

* Type Codes: (D)irect from bank, (M)odified from bank, (N)ew, (A)lternate path, (C)ontrol room, (S)imulator, (L)ow-Power, (R)CA, (P)lant

FACILITY REPRESENTATIVE: _____

DATE: 20020710

CHIEF EXAMINER: _____

DATE: 7/19/02

ES-301 Control Room Systems and Facility Walk-Through Test Outline Form ES-301-2

Facility: Callaway Date of Examination: August 2002
 Exam Level: SRO (U) Operating Test No.: _____

B.1 Control Room Systems

System / JPM Title	Type Code *	Safety Function
a. Manually Operate MSIVs Which Fail to Actuate 013A4.01 (4.5 / 4.8) C1	M, A, C, L	2
b. Perform 'B' RHR Pump Non-Surveillance Run 005A4.01 (3.6 / 3.4) S2	N, S	4 (Pri)
c. Restoration of CCW From Inadvertent CIS B 008A4.01 (3.3 / 3.1) S6	N, S, L	8
d.		
e.		
f.		
g.		
B/U Start 'A' CTMT Cooler Fan 022A4.01 (3.6 / 3.6) Backup	D, S, A	5

B.2 Facility Walk-Through

a. Emergency Boration Per FR-S.1 004A2.14 (3.8 / 3.9) P1	D, A, R, P	1
b. Locally Start NE01 Emergency DG (IPE / PRA) 064A4.01 (4.0 / 4.3) P3	D, A, P	6
c.		

* Type Codes: (D)irect from bank, (M)odified from bank, (N)ew, (A)lternate path, (C)ontrol room, (S)imulator, (L)ow-Power, (R)CA, (P)lant

FACILITY REPRESENTATIVE: _____

DATE: 20020710

CHIEF EXAMINER: _____

DATE: 7/18/02

Facility: <u>Callaway</u>		Date of Examination: <u>August 2002</u>	
Examination Level: <u>RO</u>		Operating Test Number: _____	
Administrative Topic/Subject Description		Describe method of evaluation: 1. ONE Administrative JPM, OR 2. TWO Administrative Questions	
A.1	Conduct Of Operations / Evaluate Plant Performance	Determine If Rod Insertion Limit Has Been Exceeded G 2.1.7 (3.7) A1 RO/SRO	
	Conduct Of Operations / Interpret Reference Material	Determine Dilution Requirements G 2.1.25 (2.8) A2 RO/SRO	
A.2	Equipment Control / Refueling Process	Calculate RHR Pump Run Time For Flood Up G 2.2.27 (2.6) A3 RO	
A.3	Radiation Control / Stay Times	Calculate Stay Time G 2.3.10 (2.9) A4 RO	
A.4	Emergency Procedures / Plan Knowledge Of RERP	Determine Status Of Control Room Annunciators G 2.4.48 (3.5) A5 RO	

FACILITY REPRESENTATIVE: _____


DATE: 7/10/02

CHIEF EXAMINER: _____

DATE: 7/10/02

Facility: <u>Callaway</u>		Date of Examination: <u>August 2002</u>	
Examination Level: <u>SRO</u>		Operating Test Number: _____	
Administrative Topic/Subject Description		Describe method of evaluation: 1. ONE Administrative JPM, OR 2. TWO Administrative Questions	
A.1	Conduct Of Operations / Evaluate Plant Performance	Determine If Rod Insertion Limit Has Been Exceeded G 2.1.7 (4.4) A1 RO/SRO	
	Conduct Of Operations / Interpret Reference Material	Determine Dilution Requirements G 2.1.25 (3.1) A2 RO/SRO	
A.2	Equipment Control / Surveillance Procedures	Determine Actions For Valve Stroke Test G 2.2.12 (3.4) A3 SRO	
A.3	Radiation Control / Exposure Limits	Reportability For Exceeding Exposure Limits G 2.3.4 (3.1) A4 SRO	
A.4	Emergency Procedures / Plan RERP Notifications	Emergency Event Classification G 2.4.41 (4.1) A5 SRO	


FACILITY REPRESENTATIVE:



DATE:

7/10/02

CHIEF EXAMINER:



DATE:

7/10/02

Callaway Plant Initial License Exam – August 2002	
	SCENARIO # ILE2002DS1
EXAMINERS:	APPLICANTS:
INITIAL CONDITIONS:	100% Reactor Power, 'B' RHR Pump OOS
TURNOVER:	See Turnover Sheet

Event No.	Event Type *	Event Description	KA Number
A t = 0	N (RO, SRO)	Increase Letdown Flow From 75 GPM to 120 GPM	004A4.06 (3.6 / 3.1)
B t = 10	I (BOP, SRO)	'B' S/G Level Channel 529 Fails High	016K3.12 (3.4 / 3.6)
C t = 20	I (RO, SRO)	VCT Level Channel 149 Fails High	004A2.18 (3.1 / 3.1)
D t = 25	C (ALL)	'B' Circulating Water Pump Trip	075A2.02 (2.5 / 2.7)
E t = 25	R (RO)	Turbine Setback to 75% Power	045K4.12 (3.3 / 3.6)
F t = 35	M (ALL)	Hotwell Instrumentation Leak - Loss of Feed	054AA2.01 (4.3 / 4.4)
G PRE	C (BOP, SRO)	Turbine Automatic Trip Failure	007EA1.07 (4.3 / 4.3)
H PRE	M (ALL)	Large Break LOCA	011EK3.12 (4.4 / 4.6)
I PRE	C (ALL)	ESF Bus NB01 Lockout (IPE / PRA)	062A2.04 (3.1 / 3.4)

* (N) Normal (R) Reactivity (I) Instrument (C) Component (M) Major

FACILITY REPRESENTATIVE:

DATE:

CHIEF EXAMINER:


DATE:

Callaway Plant Initial License Exam – August 2002	
	SCENARIO # ILE2002DS2
EXAMINERS:	APPLICANTS:
INITIAL CONDITIONS:	30% Reactor Power, 'B' RHR Pump OOS
TURNOVER:	See Turnover Sheet

Event No.	Event Type *	Event Description	KA Number
A t = 0	N (RO, SRO)	Swap Charging From NCP To CCP	004A4.08 (3.8 / 3.4)
B t = 10	I (RO, SRO)	Pressurizer Pressure Channel 455 Fails High	027AA2.15 (3.7 / 4.0)
C t = 20	I (BOP, SRO)	Steam Flow Channel 542 Fails High On 'D' S/G	059A2.11 (3.0 / 3.3)
D t = 25	C (ALL)	Steam Generator Tube Leak On 'D' S/G	037AK3.05 (3.7 / 4.0)
E t = 25	R (RO)	Plant Shutdown Due To S/G Tube Leak	004A4.01 (3.8 / 3.9)
F t = 40	M (ALL)	Steam Generator Tube Rupture On 'D' S/G (IPE / PRA)	038EA2.02 (4.5 / 4.8)
G PRE	C (ALL)	Failure Of 'D' FWIV To Automatically Close	013A4.01 (4.5 / 4.8)
H t = 42	M (ALL)	S/G Safety Stuck Open On 'D' S/G	035A2.01 (4.5 / 4.6)


* (N) Normal (R) Reactivity (I) Instrument (C) Component (M) Major

FACILITY REPRESENTATIVE:



DATE: 7/10/02

CHIEF EXAMINER:



DATE: 7/10/02

Appendix D

Scenario Outline

Form ES-D-1

Callaway Plant Initial License Exam – August 2002	
	SCENARIO # ILE2002DS B/U
EXAMINERS:	APPLICANTS:
INITIAL CONDITIONS:	80% Reactor Power, 'B' RHR Pump OOS
TURNOVER:	See Turnover Sheet

Event No.	Event Type *	Event Description	KA Number
A t = 0	I (RO, SRO)	Pressurizer Level Channel 459 Fails Low	011A2.11 (3.4 / 3.6)
B t = 0	C (RO, SRO)	Letdown Isolation Valve Fails Closed	004A2.07 (3.4 / 3.7)
C N/A	N (RO, SRO)	Place Excess Letdown In Service	028AA1.05 (2.8 / 2.9)
D t = 20	C (ALL)	'A' RCP High Vibration	015AA1.23 (3.1 / 3.2)
E t = 20	R (RO)	Plant Shutdown Due To RCP High Vibration	004A4.01 (3.8 / 3.9)
F t = 35	I (BOP, SRO)	'A' S/G PORV Failure	041A4.06 (2.9 / 3.1)
G t = 40	M (ALL)	Loss of Off-Site Power and NB02	056AA2.44 (4.3 / 4.5)
H PRE	C (ALL)	Auto Reactor Trip Failure	029EA1.12 (4.1 / 4.0)
I PRE	C (ALL)	TDAFP Fails To Auto Start	061A2.04 (3.4 / 3.8)
J PRE	C (ALL)	Loss of All AC due to NE01 Failure (IPE / PRA)	055EA2.02 (4.4 / 4.6)

* (N) Normal (R) Reactivity (I) Instrument (C) Component (M) Major

FACILITY REPRESENTATIVE: DATE: 7/10/02CHIEF EXAMINER: DATE: 7/10/02