



APR 01 2002

SERIAL: HNP-02-051
10CFR50.55a

United States Nuclear Regulatory Commission
ATTENTION: Document Control Desk
Washington, DC 20555

SHEARON HARRIS NUCLEAR POWER PLANT
DOCKET NO. 50-400/LICENSE NO. NPF-63
INSERVICE INSPECTION SUMMARY REPORT

Dear Sir or Madam:

In accordance with the reporting requirements of the ASME Boiler and Pressure Vessel Code, 1989 edition, Section XI, Article IWA-6220(c), this letter submits the Inservice Inspection Summary Report for Carolina Power and Light Company's Harris Nuclear Plant (HNP). The enclosed report covers the inspections performed at HNP during Cycle 10 operations, including the Refueling Outage No. 10 in the second 10-year inservice inspection interval.

Questions regarding this matter may be referred to Mr. J. R. Caves at (919) 362-3137.

Sincerely,

Richard J. Field
Manager-Regulatory Affairs
Harris Nuclear Plant

MSE/mse

Enclosure

c: Mr. J. B. Brady, NRC Sr. Resident Inspector
Mr. J. M. Givens, Jr. North Carolina Department of Labor
Mr. J. M. Goshen, NRC Project Manager
Mr. L. A. Reyes, NRC Regional Administrator

bc: Mr. R. H. Bazemore
Mr. W. F. Conway
Mr. G. W. Davis
Mr. R. J. Duncan II
Mr. K. N. Harris
Ms. L. N. Hartz
Mr. C. S. Hinnant
Mr. Wayne Gurganis
Ms. Terry Hardy
Mr. R. D. Martin
Mr. J. M. Taylor
Mr. John Yadusky
Mr. W. G. Wendland
Licensing File(s) (2 copies)
Nuclear Records

SERIAL: HNP-02-051
10CFR50.55a

SHEARON HARRIS NUCLEAR POWER PLANT
DOCKET NO. 50-400/LICENSE NO. NPF-63
INSERVICE INSPECTION SUMMARY REPORT
ENCLOSURE

ARTICLE IWA-6000

RECORDS AND REPORTS

IWA-6100 SCOPE

The requirements for retention of records and reports (IWA-6300) also apply to those records and reports of Section III, Divisions 1 and 2 as identified by IWA-6310.

IWA-6200 REQUIREMENTS

IWA-6210 OWNER'S RESPONSIBILITY

(a) The Owner shall prepare plans and schedules for preservice and inservice examinations and tests to meet the requirements of this Division.

(b) The Owner shall prepare records of the examinations, tests, replacements, and repairs.

(c) The Owner shall prepare preservice and inservice inspection summary reports for Class 1 and 2 pressure retaining components and their supports.

IWA-6220 PREPARATION

(a) Examination, test, replacement, and repair records shall be prepared in accordance with the requirements of respective Articles of this Division.

(b) A preservice inspection summary report shall be prepared prior to commercial service.

(c) Inservice inspection summary reports shall be prepared at the completion of each inspection conducted during a refueling outage. Examinations, tests, replacements, and repairs conducted since the preceding summary report shall be included.

(d) Each summary report required by (b) and (c) above shall contain the following information:

- (1) refueling outage number (when applicable);
- (2) Owner's Report for Inservice Inspections, Form NIS-1, as shown in Appendix II; and
- (3) Owner's Report for Repair or Replacements, Form NIS-2, as shown in Appendix II.

(e) Plans, schedules, records, and summary reports

shall have a cover sheet providing the following information:

- (1) date of document completion
- (2) name and address of Owner
- (3) name and address of generating plant
- (4) name or number designation of the unit
- (5) commercial service date for the unit

IWA-6230 SUMMARY REPORT SUBMITTAL

Prior to commercial service, the Owner shall file a preservice inspection summary report, and within 90 days of the completion of the inservice inspection conducted during each refueling outage, the Owner shall file inservice inspection summary reports with the enforcement and regulatory authorities having jurisdiction at the plant site.

IWA-6300 RETENTION

IWA-6310 MAINTENANCE OF RECORDS

The Owner shall retain records and reports identified in IWA-6330 and IWA-6340 as a minimum. The records and reports shall be filed and maintained in a manner which will allow access by the Inspector. The Owner shall provide suitable protection from deterioration and damage for all records and reports, in accordance with the Owner's Quality Assurance Program, for the service lifetime of the component or system. Storage shall be either at the plant site or at another location that will meet the access and Quality Assurance Program requirements.

IWA-6320 REPRODUCTION AND MICROFILMING

Records and reports shall be either the original or a reproduced, legible copy. Radiographs may be micro-

ATTACHMENT 2
Sheet 1 of 1
**Outgoing Regulatory Correspondence
Validation Package Cover Sheet**

Subject: <u>ISI Summary Report</u>	Agency Due Date: <u>4-2-02</u> <input type="checkbox"/> Internal <input type="checkbox"/> Committed Correspondence #: <u>HNP-02-051</u>
------------------------------------	---

Commitments

The following table lists commitments in this correspondence.

Commitment	Committed Date or Outage	Commitment # (Action Request #)	Commitment Flagged In Database
None			

FSAR Change Determination

In accordance with 10CFR50.71(e)(1), this correspondence (check one):

- ☐ Requires an FSAR change and (check one):
- ☐ RAF # _____ has been completed, or
 - ☐ Action Request # _____ has been issued to develop an RAF.
- ☐ Does NOT require an FSAR change
- ☐ Action Request # _____ has been issued to determine FSAR impact.

Reviews/Approvals

Responsible Individual:	<u>Scott Larson</u> Print Name	<u>[Signature]</u> Signature	<u>3/27/02</u> Date
Responsible Manager:	<u>Eric McCartney</u> Print Name	<u>[Signature]</u> Signature	<u>3/28/02</u> Date
Supv.-Lic./Reg. Prog.: (or designee)	<u>JOHN R. CAVES</u> Print Name	<u>[Signature]</u> Signature	<u>3-28-02</u> Date

ATTACHMENT 1
Sheet 1 of 1
Outgoing Regulatory Correspondence
Review & Approval Cover Sheet

Subject: <u>ISI Summary Report</u>		Agency Due Date: <u>4-2-02</u>	
		<input type="checkbox"/> Internal	<input type="checkbox"/> Committed
		Correspondence #: <u>HNP-02-051</u>	
<input checked="" type="checkbox"/> NRC	<input type="checkbox"/> INPO/WANO	<input type="checkbox"/> State of NC	<input type="checkbox"/> Insurance
<input type="checkbox"/> Other: _____ (specify)			

Reviewers

Each Reviewer by his initials attests that to the best of his knowledge the input provided is accurate and free from Material False Statement.

Reviewers	Date Routed	Initials/Date	Comments (✓ if yes)
<u>J. Conner</u> ^{E. McCortney}	<u>3/27/02</u>	<u>MC</u> <u>3/28/02</u>	<u>✓ Fixed 3/28/02</u>
<u>G. Attarian</u> ^{MR}			
<u>J. CAVES</u>	<u>3/28</u>	<u>MC</u> <u>3/28/02</u>	

Correspondence to be approved/signed by: Dick Field

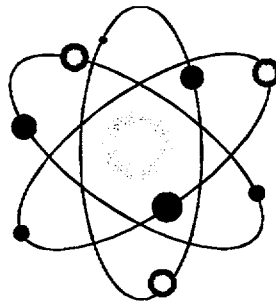
Special Instructions

Notary Required:	<input type="checkbox"/> Yes	<input checked="" type="checkbox"/> No
Special Handling/Overnight Delivery:	<input type="checkbox"/> Yes	<input checked="" type="checkbox"/> No
Other:		

Return To: Mark Ellington / X2057
Licensing Lead Extension



Harris Nuclear Power Plant



ISI SUMMARY REPORT

RFO10

2-2-10

**CAROLINA POWER AND LIGHT COMPANY
SHEARON HARRIS NUCLEAR POWER PLANT
Unit One**

**Inservice Inspection (ISI)
Summary Report
For
RFO-10**

**Carolina Power and Light
PO Box 1551
Raleigh, NC 27602-1551**

**Shearon Harris Nuclear Power Plant
5413 Shearon Harris Road
New Hill, NC 27562**

**Date Of Commercial Service
May 2, 1987**

**Document Completion Date
March 18, 2002**

INDEX

SUMMARY.....	Section 1
NIS-1 FORM, REPORT OF INSERVICE INSPECTIONS.....	Section 2
WELD EXAMINATION RESULTS.....	Section 3
ISI Weld Examination Summary	
Replacement Steam Generator Preservice Exam Summary	
Preservice NDE Summary of New Piping Components	
COMPONENT SUPPORTS.....	Section 4
NIS-2 FORMS, REPORT OF REPAIRS AND REPLACEMENTS.....	Section 5

SECTION 1

SUMMARY

Summary

The Harris Nuclear Power Plant, Unit 1, Ten Year Inservice Inspection Plan was developed to 10CFR50.55 a (g) which implemented, by reference, the ASME Boiler and Pressure Vessel Code, Section XI, 1989 Edition with no Addenda.

The following Summary Report is being submitted pursuant to the reporting requirements of Section XI, Article IWA-6220 (c).

This Summary Report contains the results of the Inservice Inspection (ISI) and Preservice (PSI) examinations performed on selected Class 1 and 2 pressure retaining components and their supports at Harris Nuclear Plant from 5/02/01 to 12/30/01. The RFO-10 examinations were performed during the second period in the second inspection interval. The typical designation for this duration is 2-2-10, (Second Interval, Second Period, Tenth Refueling Outage). The PSI examinations document the baseline examinations associated with the Steam Generator replacements and Power Uprate modifications.

The components selected for weld examination were from the Second Interval Ten Year Inservice Inspection Plan. The components selected for examination consisted of piping welds, vessel welds, component welds, component supports and integral attachments. Nondestructive examinations were performed using Magnetic Particle (MT), Liquid Penetrant (PT), Ultrasonic (UT), and Visual (VT) methods. Performance Demonstration Initiative (PDI) ultrasonic techniques were utilized where required. No rejectable indications were noted. Any indications identified during examinations were evaluated and documented as applicable on each weld examination data report. Code Case N-460 was invoked where components achieved greater than 90%, but less than 100% code coverage.

Visual examinations were performed in response to the issues regarding inconel weld cracking identified at V.C. Summer. A bare metal examination was performed on the RPV nozzle to elbow weld on Loops B and C cold legs and on the RPV nozzle to pipe weld on Loop B hot leg. The purpose of the exam was to detect any evidence of cracking or leaking. These particular welds were selected based on the repair history documented during the construction welding process. No evidence of cracking or leaking was observed. The remaining nozzles and surrounding areas were examined with the insulation in place for any signs of leakage. None was detected.

Personnel performing the ISI examinations used CP&L isometrics in conjunction with tagged valves, component supports, points of connection, vessels, wall/floor penetrations, and floor elevations to locate and identify components subject to examination. Permanent component identification reference points were established and marked on the component in accordance with ASME Section XI, Article III-4000 during PSI. The NDE examination reports, personnel certifications, examination equipment, procedures, calibration standards and the ISI isometrics are listed in the Post Outage Examination Results Report. The Post Outage Examination Results Report is available upon request.

Due to the replacement of the steam generators, no inservice Eddy Current inspections were performed this outage. Baseline/preservice examinations on the replacement generators were performed prior to RFO-10 in June 2001. All tubes received the required ASME Code examinations. Supplemental examinations were also performed to provide additional information for future examinations. The following describes the examinations performed:

- 1) 100% of all open tubes with bobbin coil eddy current testing
- 2) 100% of all open tubes with plus point rotating coil (RC) and pancake coil at the hot leg top-of-tube sheet transitions +/- 2".
- 3) 100% of all manufacturing dents ≥ 2.0 volts with RC probe.
- 4) 100% of all potential manufacturing lap indications with ultrasonic testing.
- 5) A sample of benign manufacturing buff marks and other benign indications with RC probe.
- 6) 100% of the Row 1 U-bend region from the upper hot leg to cold leg support with rotating plus point coil.

Class 1 and 2 Pressure Tests were performed during RFO-10 in accordance with ASME Section XI, IWB-5000 and IWC-5000.

Code Case N-416-1 was invoked to allow use of a System Leakage Test in lieu of a system hydrostatic test for replaced piping components. Code Case N-533 was invoked to allow insulation removal at bolted connections while the system was not at operating pressure. Code Case N-522 was invoked to allow use of Appendix J Testing in lieu of ASME Pressure Tests for selected penetration piping. Code Case N-566, as modified by Relief Request 2RG-009, was invoked to allow evaluation of leakage at bolted connections in lieu of removing one bolt.

All points of leakage were identified and corrective measures were taken to achieve an acceptable condition in each case. The Pressure Test records and supporting documentation are on file at the site and can be made available for review if requested.

No IWE/IWL Inservice Inspections were required this outage. However, a preservice/baseline examination of the Equipment Hatch weld was performed. The results were acceptable.

The repair and replacement summary and the attached ASME Section XI, NIS-2 forms detail the component, system, Work Order document, component description and the description of the Work Order activity. Complete repair and replacement documentation for the specific component is maintained on site as a permanent record and is retrievable through the WR (Work Request) /WO (Work Order) document package, which is identified on the NIS-2 form.

SECTION 2

NIS-1 FORM

FORM NIS-1 OWNER'S REPORT FOR INSERVICE INSPECTIONS
As required by the Provisions of the ASME Code Rules

1. Owner Carolina Power & Light Company, P.O. Box 1551, Raleigh, N.C. 27602
 (Name and Address of Owner)
2. Plant Harris Nuclear Plant, 5413 Shearon Harris Rd., New Hill, N.C. 27562
 (Name and Address of Plant)
3. Plant Unit One (1) 4. Owner Certificate of Authorization (if required) N/A
5. Commercial Service Date 5/2/87 6. National Board Number for Unit 65
7. Systems/Components Inspected (See Systems listed below and Section 3, 4, 5, and 6)

Component or Appurtenance	Manufacturer or Installer	Manufacturer or Installer Serial No.	State or Province No.	National Board No.
Reactor Vessel	Chicago Bridge &	T40	NC212410	4
Auxiliary Feedwater	CP&L	AF	N/A	49
Blowdown	CP&L	BD	N/A	44
Chemical & Volume Control	CP&L	CS	N/A	48
Containment Spray	CP&L	CT	N/A	63
Feedwater	CP&L	FW	N/A	54
Excess Letdown Heat Exchanger	Atlas	NA	NC203942	1999
Main Steam	CP&L	MS	N/A	59
Reactor Coolant	CP&L	RC	N/A	55
Residual Heat Removal	CP&L	RHR	N/A	38
Steam Generator - A	Westinghouse	1631	NC203033	W11304
Steam Generator - B	Westinghouse	1632	NC203044	W11309
Steam Generator - C	Westinghouse	1633	NC203055	W11307
Pressurizer	Westinghouse	1641	NC212409	W11306
Safety Injection	CP&L	SI	N/A	46
Service Water	CP&L	SW	N/A	64
RHR Heat Exchanger - 1A-SA	Joseph Oat Corp.	2168-1B7	NC203028	740
Nitrogen	CP&L	NI	N/A	32
Cont. Spray Pump 1A-SA	IRC	107821	N/A	491

FORM NIS-1 (Back)

8. Examination Dates 5/02/01 to 12/30/01
9. Inspection Period Identification: Second Inspection Period.
10. Inspection Interval Identification: Second Inspection Interval.
11. Applicable Edition of Section XI: 1989 Edition Addenda: None
12. Date/Revision of Inspection Plan: January 26, 1998/Revision 0.
13. Abstract of Examinations. Include a list of examinations and a statement concerning status of work required for current interval. (See Sections 3 & 4)
14. Abstract of Conditions Noted (See Sections 3 & 4)
15. Abstract of Corrective Measures Recommended and Taken. (See Sections 3 & 4)

We certify that the statements made in this report are correct and the examinations and corrective measures taken conform to the rules of the ASME Code, Section XI.

Certificate of Authorization No. (if applicable) N/A Expiration Date N/A
Date 3/18/02 2002 Signed CP&L By James W. Le

Certificate of Inservice Inspection

I, the undersigned, holding a valid commission issued by the National Board of Boiler and Pressure Vessel Inspectors and the State or Province of North Carolina and employed by HSB of CT of Hartford, CT. have inspected the components described in this Owner's Report during the period 5/02/01 to 12/30/01, and state that to the best of my knowledge and belief, the Owner has performed examinations and taken corrective measures described in this Owner's Report in accordance with the requirements of the ASME Code, Section XI.

By signing this certificate neither the Inspector nor his employer makes any warranty, expressed or implied, concerning the examinations and corrective measures described in this Owner's Report. Furthermore, neither the Inspector nor his employer shall be liable in any manner for any personal injury or property damage or a loss of any kind arising from or connected with this inspection.

[Signature] Commissions NC1444 NIAB
Inspector's Signature National Board, State, Province, and Endorsements
Date 3/18/ 2002

FORM NIS-1 OWNER'S REPORT FOR INSERVICE INSPECTIONS
As required by the Provisions of the ASME Code Rules

1. Owner Carolina Power & Light Company, P.O. Box 1551, Raleigh, N.C. 27602
 (Name and Address of Owner)

2. Plant Harris Nuclear Plant, 5413 Shearon Harris Rd., New Hill, N.C. 27562
 (Name and Address of Plant)

3. Plant Unit One (1) 4. Owner Certificate of Authorization (if required) N/A

5. Commercial Service Date 5/2/87 6. National Board Number for Unit 65

7. Systems/Components Inspected (See Systems listed below and Section 3 & 4)

Component or Appurtenance	Manufacturer or Installer	Manufacturer or Installer Serial No.	State or Province No.	National Board No.
Steam Generator – A (new)	Westinghouse	12243	NC301552	63
Steam Generator – B (new)	Westinghouse	12244	NC301553	64
Steam Generator – C (new)	Westinghouse	12245	NC301554	65
Reactor Coolant Pump A	Westinghouse	1-115E111G01	N/A	16
Reactor Coolant Pump B	Westinghouse	2-115E111G01	N/A	17
Reactor Coolant Pump C	Westinghouse	3-115E111G01	N/A	18

FORM NIS-1 (Back)

8. Examination Dates 5/02/01 to 12/30/01

9. Inspection Period Identification: Second Inspection Period.

10. Inspection Interval Identification: Second Inspection Interval.

11. Applicable Edition of Section XI: 1989 Edition Addenda: None

12. Date/Revision of Inspection Plan: January 26, 1998/Revision 0.

13. Abstract of Examinations. Include a list of examinations and a statement concerning status of work required for current interval. (See Sections 3 & 4)

14. Abstract of Conditions Noted (See Sections 3 & 4)

15. Abstract of Corrective Measures Recommended and Taken. (See Sections 3 & 4)

We certify that the statements made in this report are correct and the examinations and corrective measures taken conform to the rules of the ASME Code, Section XI.

Certificate of Authorization No. (if applicable) N/A Expiration Date N/A

Date 3/18/02 2002 Signed CP&L By James W. Lee

Certificate of Inservice Inspection

I, the undersigned, holding a valid commission issued by the National Board of Boiler and Pressure Vessel Inspectors and the State or Province of North Carolina and employed by HSB of CT of Hartford, CT. have inspected the components described in this Owner's Report during the period 5/02/01 to 12/30/01, and state that to the best of my knowledge and belief, the Owner has performed examinations and taken corrective measures described in this Owner's Report in accordance with the requirements of the ASME Code, Section XI.

By signing this certificate neither the Inspector nor his employer makes any warranty, expressed or implied, concerning the examinations and corrective measures described in this Owner's Report. Furthermore, neither the Inspector nor his employer shall be liable in any manner for any personal injury or property damage or a loss of any kind arising from or connected with this inspection.

[Signature]
Inspector's Signature

Commissions NC1444 NIAB
National Board, State, Province, and Endorsements

Date 3/18/ 2002

SECTION 3

WELD EXAMINATION RESULTS

ISI Weld Examination Summary
Replacement Steam Generator Preservice Exam Summary
Preservice NDE Summary of New Piping Components

ISI Weld Examination Summary
RFO-10

Component ID	Exam Requirement	Exam Type	Exam Date	Results
II-AF-005AF-FW-249	B04-02	UT	9/27/01	PASS
II-AF-005AF-FW-250	B04-02	UT	9/27/01	PASS
II-AF-005AF-FW-251	B04-02	UT	9/27/01	PASS
II-AF-005AF-FW-252	B04-02	UT	9/27/01	PASS
II-AF-005AF-SW-A3	B04-02	UT	9/27/01	PASS
II-AF-005AF-SW-B3	B04-02	UT	9/27/01	PASS
II-AF-005AF-SW-B4	B04-02	UT	9/27/01	PASS
II-AF-005AF-SW-B5	B04-02	UT	9/27/01	PASS
II-AF-005AF-SW-B6	B04-02	UT	9/27/01	PASS
II-AF-005AF-SW-C3	B04-02	UT	9/27/01	PASS
II-AF-005AF-SW-C4	B04-02	UT	9/27/01	PASS
II-BD-001BD-FW-1	B07-02	MT	10/1/01	PASS
II-BD-001BD-FW-2	B07-02	MT	10/1/01	PASS
II-BD-001BD-SW-A8	B07-02	MT	10/1/01	PASS
II-BIT-01STHW-01	89-02	UT	10/4/01	PASS
II-CS-001CS-128-1-SW-2	B03-02	PT	9/20/01	PASS
II-CS-001CS-SW-C8	B03-02	PT	9/20/01	PASS
II-CS-001CS-SW-G6	B03-02	PT	10/15/01	PASS
II-CS-002CS-SW-I9	B03-02	PT	9/17/01	PASS
II-CS-021RH-SW-B7	B03-02	PT	10/15/01	PASS
II-CS-021RH-SW-B7A	B03-02	PT	10/15/01	PASS
II-CS-022CS-FW-561	B04-02	UT	10/16/01	PASS
II-CS-022CS-FW-562	B04-02	UT	10/16/01	PASS
II-CS-089CS-FW-1998	B07-02	PT	10/8/01	PASS
II-CS-089CS-FW-1999	B07-02	PT	10/6/01	PASS
II-CS-089CS-SW-B9	B07-02	PT	10/6/01	PASS
II-CS-092CS-FW-3028	B04-02	UT	10/12/01	PASS
II-CS-092CS-FW-3029	B04-02	UT	10/12/01	PASS
II-CS-103CS-496-1-SW-1	B07-02	PT	10/4/01	PASS
II-CS-103CS-496-1-SW-2	B07-02	PT	10/4/01	PASS
II-CS-103CS-FW-2097	B07-02	PT	10/4/01	PASS
II-CS-103CS-FW-2098	B07-02	PT	10/4/01	PASS
II-CT-007CT-11-FW-33A	89-02	PT	9/24/01	PASS
II-CT-007CT-FW-36	89-02	PT	10/3/01	PASS
II-CT-007CT-FW-36	89-02	UT	10/5/01	PASS
II-CT-007CT-SW-F3	89-02	PT	10/3/01	PASS
II-CT-007CT-SW-F3	89-02	UT	10/3/01	PASS
II-CT-007CT-SW-F3A	89-02	PT	10/3/01	PASS
II-CT-007CT-SW-F3A	89-02	UT	10/3/01	PASS
II-CT-007CT-SW-L3	89-02	PT	10/3/01	PASS
II-CT-007CT-SW-L3	89-02	UT	10/3/01	PASS
II-CT-007CT-SW-L3A	89-02	PT	10/3/01	PASS
II-CT-007CT-SW-L3A	89-02	UT	10/3/01	PASS
II-CT-007CT-SW-L3B	89-02	PT	10/3/01	PASS
II-CT-007CT-SW-L3B	89-02	UT	10/3/01	PASS
II-CT-007CT-SW-L3C	89-02	PT	10/3/01	PASS
II-CT-007CT-SW-L3C	89-02	UT	10/3/01	PASS
II-CT-007CT-SW-Q12	89-02	PT	10/3/01	PASS
II-CT-007CT-SW-Q12	89-02	UT	10/3/01	PASS
II-CT-007CT-SW-Q12A	89-02	PT	10/3/01	PASS
II-CT-007CT-SW-Q12A	89-02	UT	10/3/01	PASS

ISI Weld Examination Summary
RFO-10

II-CT-007CT-SW-Q12B	89-02	PT	10/3/01	PASS
II-CT-007CT-SW-Q12B	89-02	UT	10/3/01	PASS
II-CT-008CT-12-5-SW-1	89-02	PT	10/4/01	PASS
II-CT-008CT-12-5-SW-1	89-02	UT	10/4/01	PASS
II-CT-008CT-12-FW-48A	89-02	PT	9/25/01	PASS
II-CT-008CT-SW-E8	89-02	PT	10/4/01	PASS
II-CT-008CT-SW-E8	89-02	UT	10/4/01	PASS
II-CT-008CT-SW-E8A	89-02	PT	10/4/01	PASS
II-CT-008CT-SW-E8A	89-02	UT	10/4/01	PASS
II-CT-014CT-FW-175	B03-02	UT	10/4/01	PASS
II-CT-014CT-FW-175	B03-02	PT	10/4/01	PASS
II-CT-014CT-SW-B3	B03-02	UT	10/4/01	PASS
II-CT-014CT-SW-B3	B03-02	PT	10/4/01	PASS
II-CT-014CT-SW-B4	B03-02	UT	10/4/01	PASS
II-CT-014CT-SW-B4	B03-02	PT	10/4/01	PASS
II-CT-016CT-FW-145	B03-02	PT	9/26/01	PASS
II-CT-016CT-FW-145	B03-02	UT	9/26/01	PASS
II-CT-016CT-H-0095I(8)	89-02	PT	9/26/01	PASS
II-EL-001STHW-01	89-02	UT	10/6/01	PASS
II-EL-001STHW-03	89-02	UT	10/6/01	PASS
II-FMR-02MS-H-0018I(8)	89-02	MT	10/2/01	PASS
II-FMR-02MS-H-0020I(5)	89-02	MT	10/2/01	PASS
II-FMR-02RC-10-18-FW-1	NA	VISUAL	9/24/01	PASS
II-FMR-02RC-10-18-FW-4	NA	VISUAL	9/24/01	PASS
II-FMR-03FW-SW-G2	89-02	MT	10/27/01	PASS
II-FMR-03FW-SW-G2	89-02	UT	10/27/01	PASS
II-FMR-03RC-10-19-FW-4	NA	VISUAL	9/24/01	PASS
II-FW-001FW-36-2-SW-6	B05-02	UT	10/10/01	PASS
II-FW-001FW-FW-469	B05-02	UT	10/9/01	PASS
II-FW-001FW-FW-473	B05-02	UT	10/9/01	PASS
II-FW-001FW-FW-476	B05-02	UT	10/9/01	PASS
II-FW-001FW-FW-499	B05-02	UT	10/9/01	PASS
II-FW-001FW-FW-499	89-02	UT	10/9/01	PASS
II-FW-001FW-FW-499	89-02	MT	10/6/01	PASS
II-FW-001FW-FW-501	89-02	UT	10/9/01	PASS
II-FW-001FW-FW-501	B05-02	UT	10/9/01	PASS
II-FW-001FW-FW-501	89-02	MT	10/6/01	PASS
II-FW-001FW-FW-502	B05-02	UT	10/9/01	PASS
II-FW-001FW-FW-502	89-02	MT	10/6/01	PASS
II-FW-001FW-FW-502	89-02	UT	10/9/01	PASS
II-FW-001FW-FW-503	B05-02	UT	10/9/01	PASS
II-FW-001FW-FW-503	89-02	UT	10/9/01	PASS
II-FW-001FW-FW-503	89-02	MT	10/6/01	PASS
II-FW-001FW-FW-504	B05-02	UT	10/10/01	PASS
II-FW-001FW-FW-505	89-02	MT	10/10/01	PASS
II-FW-001FW-FW-505	B05-02	UT	10/10/01	PASS
II-FW-001FW-FW-505	89-02	UT	10/10/01	PASS
II-FW-001FW-FW-506	89-02	UT	10/10/01	PASS
II-FW-001FW-FW-506	89-02	MT	10/10/01	PASS
II-FW-001FW-FW-506	B05-02	UT	10/10/01	PASS
II-FW-001FW-FW-507	B05-02	UT	10/9/01	PASS
II-FW-001FW-FW-507	89-02	MT	10/6/01	PASS

ISI Weld Examination Summary
RFO-10

II-FW-001FW-FW-507	89-02	UT	10/9/01	PASS
II-FW-001FW-FW-508	B05-02	UT	10/10/01	PASS
II-FW-001FW-FW-509	89-02	UT	10/9/01	PASS
II-FW-001FW-FW-509	89-02	MT	10/6/01	PASS
II-FW-001FW-FW-509	B05-02	UT	10/9/01	PASS
II-FW-001FW-FW-510	89-02	UT	10/6/01	PASS
II-FW-001FW-FW-510	89-02	MT	10/6/01	PASS
II-FW-001FW-FW-510	B05-02	UT	10/9/01	PASS
II-FW-001FW-SW-A3	B06-02	MT	10/6/01	PASS
II-FW-001FW-SW-A4	89-02	MT	10/6/01	PASS
II-FW-001FW-SW-A4	B05-02	UT	10/9/01	PASS
II-FW-001FW-SW-A4	89-02	UT	10/9/01	PASS
II-FW-001FW-SW-B3	B06-02	MT	10/6/01	PASS
II-FW-001FW-SW-B4	89-02	MT	10/6/01	PASS
II-FW-001FW-SW-B4	B05-02	UT	10/9/01	PASS
II-FW-001FW-SW-B4	89-02	UT	10/9/01	PASS
II-FW-001FW-SW-C3	B06-02	MT	10/10/01	PASS
II-FW-001FW-SW-C4	89-02	UT	10/10/01	PASS
II-FW-001FW-SW-C4	B05-02	UT	10/10/01	PASS
II-FW-001FW-SW-C4	89-02	MT	10/10/01	PASS
II-FW-001FW-SW-D3	B05-02	UT	10/10/01	PASS
II-FW-001FW-SW-E3	B05-02	UT	10/10/01	PASS
II-FW-001FW-SW-E4	B05-02	UT	10/10/01	PASS
II-FW-001FW-SW-F3	B05-02	UT	10/10/01	PASS
II-FW-001FW-SW-K8	B05-02	UT	10/10/01	PASS
II-FW-003AF-FW-267	89-02	MT	10/10/01	PASS
II-FW-003AF-FW-267	B04-02	UT	10/15/01	PASS
II-FW-003AF-FW-267	89-02	UT	10/15/01	PASS
II-FW-003FW-36-3-SW-10	B05-02	UT	9/29/01	PASS
II-FW-003FW-36-3-SW-11	B05-02	UT	9/29/01	PASS
II-FW-003FW-36-3-SW-12	B05-02	UT	9/29/01	PASS
II-FW-003FW-36-3-SW-13	B05-02	UT	9/29/01	PASS
II-FW-003FW-36-3-SW-2	B05-02	UT	9/29/01	PASS
II-FW-003FW-36-3-SW-3	B05-02	UT	9/29/01	PASS
II-FW-003FW-36-3-SW-4	B05-02	UT	9/29/01	PASS
II-FW-003FW-36-3-SW-5	B05-02	UT	9/29/01	PASS
II-FW-003FW-36-3-SW-6	B05-02	UT	9/29/01	PASS
II-FW-003FW-36-3-SW-7	B05-02	UT	9/29/01	PASS
II-FW-003FW-36-3-SW-8	B05-02	UT	9/29/01	PASS
II-FW-003FW-36-3-SW-9	B05-02	UT	9/29/01	PASS
II-MS-001MS-FW-286	B05-02	UT	10/15/01	PASS
II-MS-001MS-FW-286	89-02	UT	10/15/01	PASS
II-MS-001MS-FW-286	89-02	MT	10/13/01	PASS
II-MS-001MS-FW-286A	89-02	UT	10/15/01	PASS
II-MS-001MS-FW-286A	89-02	MT	10/13/01	PASS
II-MS-001MS-FW-286A	B05-02	UT	10/15/01	PASS
II-MS-001MS-SW-B11	B05-02	UT	10/15/01	PASS
II-MS-001MS-SW-B11	89-02	UT	10/15/01	PASS
II-MS-001MS-SW-B11	89-02	MT	10/11/01	PASS
II-MS-001MS-SW-B12	89-02	UT	10/15/01	PASS
II-MS-001MS-SW-B12	B05-02	UT	10/15/01	PASS
II-MS-001MS-SW-B12	89-02	MT	10/11/01	PASS

ISI Weld Examination Summary
RFO-10

II-MS-001MS-SW-B13	89-02	UT	10/15/01	PASS
II-MS-001MS-SW-B13	89-02	MT	10/11/01	PASS
II-MS-001MS-SW-B13	B05-02	UT	10/15/01	PASS
II-MS-001MS-SW-B14	89-02	MT	10/11/01	PASS
II-MS-001MS-SW-B14	B05-02	UT	10/15/01	PASS
II-MS-001MS-SW-B14	89-02	UT	10/15/01	PASS
II-MS-001MS-SW-B15	89-02	UT	10/15/01	PASS
II-MS-001MS-SW-B15	89-02	MT	10/11/01	PASS
II-MS-001MS-SW-B15	B05-02	UT	10/15/01	PASS
II-MS-001MS-SW-B20	B06-02	MT	10/11/01	PASS
II-MS-001MS-SW-B3	89-02	UT	10/15/01	PASS
II-MS-001MS-SW-B3	89-02	MT	10/13/01	PASS
II-MS-001MS-SW-B3	B05-02	UT	10/15/01	PASS
II-MS-001MS-SW-B30	89-02	MT	10/11/01	PASS
II-MS-001MS-SW-B30	B05-02	UT	10/15/01	PASS
II-MS-001MS-SW-B30	89-02	UT	10/15/01	PASS
II-MS-001MS-SW-B34	B05-02	UT	10/15/01	PASS
II-MS-001MS-SW-B34	89-02	UT	10/15/01	PASS
II-MS-001MS-SW-B34	89-02	MT	10/11/01	PASS
II-MS-001MS-SW-B35	89-02	MT	10/13/01	PASS
II-MS-001MS-SW-B35	89-02	UT	10/15/01	PASS
II-MS-001MS-SW-B35	B05-02	UT	10/15/01	PASS
II-MS-001MS-SW-B3A	89-02	UT	10/15/01	PASS
II-MS-001MS-SW-B3A	89-02	MT	10/13/01	PASS
II-MS-001MS-SW-B3A	B05-02	UT	10/15/01	PASS
II-MS-001MS-SW-B4	B05-02	UT	10/15/01	PASS
II-MS-001MS-SW-B4	89-02	UT	10/15/01	PASS
II-MS-001MS-SW-B4	89-02	MT	10/13/01	PASS
II-MS-001MS-SW-B5	B05-02	UT	10/15/01	PASS
II-MS-001MS-SW-B5	89-02	MT	10/13/01	PASS
II-MS-001MS-SW-B5	89-02	UT	10/15/01	PASS
II-MS-001MS-SW-B6	B06-02	MT	10/11/01	PASS
II-MS-002MS-FW-565	B05-02	UT	10/9/01	PASS
II-MS-002MS-FW-565	89-02	MT	10/8/01	PASS
II-MS-002MS-FW-565	89-02	UT	10/9/01	PASS
II-MS-002MS-FW-566	B05-02	UT	10/9/01	PASS
II-MS-002MS-FW-566	89-02	MT	10/8/01	PASS
II-MS-002MS-FW-566	89-02	UT	10/9/01	PASS
II-MS-002MS-FW-567	B05-02	UT	10/9/01	PASS
II-MS-002MS-FW-567	89-02	MT	10/8/01	PASS
II-MS-002MS-FW-567	89-02	UT	10/9/01	PASS
II-MS-002MS-FW-568	B05-02	UT	10/9/01	PASS
II-MS-002MS-FW-568	89-02	MT	10/8/01	PASS
II-MS-002MS-FW-568	89-02	UT	10/9/01	PASS
II-MS-002MS-FW-691	89-02	MT	10/8/01	PASS
II-MS-002MS-FW-691	89-02	UT	10/8/01	PASS
II-MS-002MS-FW-692	89-02	MT	10/8/01	PASS
II-MS-002MS-FW-692	89-02	UT	10/8/01	PASS
II-MS-002MS-SW-C3	B05-02	UT	10/9/01	PASS
II-MS-002MS-SW-C3	89-02	MT	10/8/01	PASS
II-MS-002MS-SW-C3	89-02	UT	10/9/01	PASS
II-MS-009MS-44-2-SW-1	B06-02	MT	10/9/01	PASS

ISI Weld Examination Summary
RFO-10

II-MS-009MS-44-2-SW-2	B06-02	MT	10/9/01	PASS
II-MS-009MS-44-2-SW-3	B06-02	MT	10/9/01	PASS
II-MS-009MS-FW-585	B06-02	MT	10/8/01	PASS
II-MS-009MS-FW-586	B06-02	MT	10/13/01	PASS
II-RC-027RC-114-F-01(1-12)	89-02	VT-1	10/2/01	PASS
II-RCP-01RCPB-SBOLT(1-12)	89-02	VT-1	9/27/01	PASS
II-RCP-01RCPC-CSBOLT(1-8)	89-02	VT-1	9/26/01	PASS
II-RCP-01RCPC-SBOLT(1-12)	89-02	VT-1	9/26/01	PASS
II-RH-001SI-1-FW-4A	89-02	PT	10/2/01	PASS
II-RH-001SI-FW-12	89-02	PT	9/18/01	PASS
II-RH-001SI-FW-12	89-02	UT	9/19/01	PASS
II-RH-001SI-FW-12A	89-02	PT	9/18/01	PASS
II-RH-001SI-FW-12A	89-02	UT	9/19/01	PASS
II-RH-001SI-SW-F4	89-02	PT	9/18/01	PASS
II-RH-001SI-SW-F4	89-02	UT	9/19/01	PASS
II-RH-001SI-SW-F4A	89-02	PT	9/18/01	PASS
II-RH-001SI-SW-F4A	89-02	UT	9/19/01	PASS
II-RH-001SI-SW-F4B	89-02	PT	9/18/01	PASS
II-RH-001SI-SW-F4B	89-02	UT	9/19/01	PASS
II-RH-001SI-SW-F4C	89-02	PT	9/18/01	PASS
II-RH-001SI-SW-F4C	89-02	UT	9/19/01	PASS
II-RH-002RH-SW-E3	89-02	UT	9/19/01	PASS
II-RH-002RH-SW-E3	89-02	PT	9/18/01	PASS
II-RH-002RH-SW-E3A	89-02	UT	9/19/01	PASS
II-RH-002RH-SW-E3A	89-02	PT	9/18/01	PASS
II-RH-002RH-SW-E3B	89-02	UT	9/19/01	PASS
II-RH-002RH-SW-E3B	89-02	PT	9/18/01	PASS
II-RH-002RH-SW-E3C	89-02	UT	9/18/01	PASS
II-RH-002RH-SW-E3C	89-02	PT	9/18/01	PASS
II-RH-002SI-2-FW-16A	89-02	PT	10/3/01	PASS
II-RH-002SI-FW-14	89-02	PT	10/3/01	PASS
II-RH-002SI-FW-14	89-02	UT	10/3/01	PASS
II-RH-002SI-FW-14A	89-02	PT	10/3/01	PASS
II-RH-002SI-FW-14A	89-02	UT	10/3/01	PASS
II-RH-002SI-FW-21	89-02	UT	9/19/01	PASS
II-RH-002SI-FW-21	89-02	PT	9/18/01	PASS
II-RH-002SI-FW-21A	89-02	PT	9/18/01	PASS
II-RH-002SI-FW-21A	89-02	UT	9/19/01	PASS
II-RH-002SI-FW-23	89-02	PT	10/12/01	PASS
II-RH-002SI-FW-23	89-02	UT	10/12/01	PASS
II-RH-002SI-FW-23A	89-02	PT	10/12/01	PASS
II-RH-002SI-FW-23A	89-02	UT	10/12/01	PASS
II-RH-004RH-12-1-SW-1	B03-02	PT	9/20/01	PASS
II-RH-004RH-FW-75	B03-02	PT	9/20/01	PASS
II-RH-004RH-FW-77	B03-02	PT	9/20/01	PASS
II-RH-009RH-FW-14	B03-02	UT	10/6/01	PASS
II-RH-009RH-FW-14	B03-02	PT	10/6/01	PASS
II-RH-009RH-FW-15	B03-02	PT	10/6/01	PASS
II-RH-009RH-FW-15	B03-02	UT	10/6/01	PASS
II-RH-009RH-FW-15A	B03-02	PT	10/6/01	PASS
II-RH-009RH-FW-15A	B03-02	UT	10/6/01	PASS
II-RH-009RH-SW-F3	B03-02	PT	10/6/01	PASS

ISI Weld Examination Summary
RFO-10

II-RH-009RH-SW-F3	B03-02	UT	10/6/01	PASS
II-RH-009RH-SW-F3A	B03-02	PT	10/6/01	PASS
II-RH-009RH-SW-F3A	B03-02	UT	10/6/01	PASS
II-RH-010RH-FW-193	B03-02	PT	10/6/01	PASS
II-RH-010RH-FW-193	B03-02	UT	10/6/01	PASS
II-RH-010RH-FW-2	B03-02	PT	10/8/01	PASS
II-RH-010RH-FW-2	B03-02	UT	10/8/01	PASS
II-RH-010RH-FW-2A	B03-02	PT	10/8/01	PASS
II-RH-010RH-FW-2A	B03-02	UT	10/8/01	PASS
II-RHR-01RHRA-STHW-01A,B,C	89-02	UT	9/17/01	PASS
II-RHR-01RHRA-STVW-06A,B,C	89-02	PT	9/17/01	PASS
II-RHRP-1RHRP-A-WA1	89-02	PT	9/20/01	PASS
II-RHRP-1RHRP-A-WA2	89-02	PT	9/20/01	PASS
II-RHRP-1RHRP-A-WA3	89-02	PT	9/20/01	PASS
II-RV-001BCONO-B(1-3)	89-02	VT-1	10/12/01	PASS
II-RV-001RVNUT(20-38)	89-02	MT	11/7/01	PASS
II-RV-001RVSTUD(20-38)	89-02	UT	11/7/01	PASS
II-RV-001RVSTUD(20-38)	89-02	MT	11/7/01	PASS
II-RV-001RVWSH(20-38)	89-02	VT-1	11/6/01	PASS
II-SI-004SI-FW-27	89-02	UT	10/3/01	PASS
II-SI-004SI-FW-27	89-02	PT	10/3/01	PASS
II-SI-004SI-FW-28	89-02	UT	10/3/01	PASS
II-SI-004SI-FW-28	89-02	PT	10/3/01	PASS
II-SI-004SI-FW-29	89-02	PT	10/2/01	PASS
II-SI-004SI-FW-29	89-02	UT	10/3/01	PASS
II-SI-004SI-FW-34	89-02	UT	10/3/01	PASS
II-SI-004SI-FW-34	89-02	PT	10/2/01	PASS
II-SI-004SI-SW-D3	89-02	UT	10/3/01	PASS
II-SI-004SI-SW-D3	89-02	PT	10/2/01	PASS
II-SI-004SI-SW-E4	89-02	UT	10/3/01	PASS
II-SI-004SI-SW-E4	89-02	PT	10/3/01	PASS
II-SI-009SI-FW-280	89-02	PT	10/8/01	PASS
II-SI-009SI-FW-280	89-02	UT	10/8/01	PASS
II-SI-010SI-99-FW-272	89-02	UT	10/3/01	PASS
II-SI-010SI-99-FW-272	89-02	PT	10/2/01	PASS
II-SI-010SI-SW-B6	89-02	UT	10/3/01	PASS
II-SI-010SI-SW-B6	89-02	PT	10/2/01	PASS
II-SI-011SI-FW-474	89-02	UT	10/3/01	PASS
II-SI-011SI-FW-474	89-02	PT	10/2/01	PASS
II-SI-011SI-FW-477	89-02	UT	10/3/01	PASS
II-SI-011SI-FW-477	89-02	PT	10/2/01	PASS
II-SI-011SI-SW-F3	89-02	UT	10/3/01	PASS
II-SI-011SI-SW-F3	89-02	PT	10/2/01	PASS
II-SI-016SI-FW-36	89-02	UT	10/12/01	PASS
II-SI-016SI-FW-36	89-02	PT	10/1/01	PASS
II-SI-016SI-FW-395	89-02	PT	10/1/01	PASS
II-SI-016SI-FW-396	89-02	PT	10/9/01	PASS
II-SI-016SI-SW-D9	89-02	PT	10/1/01	PASS
II-SI-016SI-SW-E3	89-02	PT	10/1/01	PASS
II-SI-017SI-140-3-SW-1	89-02	PT	10/1/01	PASS
II-SI-017SI-FW-405	89-02	PT	10/1/01	PASS
II-SI-018SI-FW-383	89-02	PT	10/1/01	PASS

ISI Weld Examination Summary
RFO-10

II-SI-019SI-FW-277	89-02	UT	10/12/01	PASS
II-SI-019SI-FW-277	89-02	PT	10/1/01	PASS
II-SI-019SI-FW-351	89-02	PT	10/9/01	PASS
II-SI-019SI-FW-352	89-02	PT	10/1/01	PASS
II-SI-019SI-SW-N3	89-02	PT	10/1/01	PASS
II-SI-022SI-FW-566	89-02	PT	10/9/01	PASS
II-SI-022SI-FW-566	89-02	UT	10/10/01	PASS
II-SI-022SI-FW-566A	89-02	PT	10/9/01	PASS
II-SI-022SI-FW-566A	89-02	UT	10/10/01	PASS
II-SI-022SI-SW-A6	89-02	PT	10/9/01	PASS
II-SI-022SI-SW-A6	89-02	UT	10/10/01	PASS
II-SI-022SI-SW-B3	89-02	PT	10/9/01	PASS
II-SI-022SI-SW-B3	89-02	UT	10/10/01	PASS
II-SI-023SI-170-1-SW-1	89-02	PT	10/2/01	PASS
II-SI-023SI-170-1-SW-1	89-02	UT	10/2/01	PASS
II-SI-023SI-FW-561	89-02	PT	10/2/01	PASS
II-SI-023SI-FW-561	89-02	UT	10/11/01	PASS
II-SI-023SI-SW-A4	89-02	PT	10/2/01	PASS
II-SI-023SI-SW-A4	89-02	UT	10/2/01	PASS
II-SI-0241SI-356 INT	89-02	VT-3	10/9/01	PASS
II-SI-024SI-356 VBB(1-16)	89-02	VT-1	10/9/01	PASS
II-SI-024SI-FW-572	89-02	PT	10/15/01	PASS
II-SI-024SI-FW-572	89-02	UT	10/15/01	PASS
II-SI-025SI-H-0254I(8)	89-02	PT	10/5/01	PASS
II-SI-025SI-SW-F5	89-02	UT	10/5/01	PASS
II-SI-025SI-SW-F5	89-02	PT	10/5/01	PASS
II-SI-026SI-FW-592	89-02	UT	10/15/01	PASS
II-SI-026SI-FW-592	89-02	PT	10/15/01	PASS
II-SI-026SI-SW-F3	89-02	PT	10/5/01	PASS
II-SI-026SI-SW-F3	89-02	UT	10/5/01	PASS
II-SI-026SI-SW-H8	89-02	PT	10/5/01	PASS
II-SI-026SI-SW-H8	89-02	UT	10/5/01	PASS
II-SI-028SI-FW-610	89-02	PT	10/11/01	PASS
II-SI-028SI-FW-610	89-02	UT	10/11/01	PASS
II-SI-028SI-SW-B3	89-02	UT	10/11/01	PASS
II-SI-028SI-SW-B3	89-02	PT	10/11/01	PASS

Replacement Steam Generator Preservice Exam Summary

Component ID	Exam Requirement	Exam Type	Exam Dates	Results
A Generator (SN 12243)				
			6/11-23/98	
Channel Head to Tubesheet Girth Weld	89-02	UT		Pass
Primary Nozzle Inside Radius (Cold Leg)	89-02	UT		Pass
Primary Nozzle Inside Radius (Hot Leg)	89-02	UT		Pass
Primary Nozzle to Safe End (Cold Leg)	89-02	PT/UT		Pass
Primary Nozzle to Safe End (Hot Leg)	89-02	PT/UT		Pass
Tube Sheet to Stub Barrel Weld	89-02	UT		Pass
Upper Barrel to Elliptical Head Weld	89-02	UT		Pass
Feedwater Nozzle to Shell Weld	89-02	UT		Pass
Auxiliary Feedwater Nozzle to Shell Weld	89-02	UT		Pass
Feedwater Nozzle Inner Radius	89-02	UT		Pass
B Generator (SN 12244)				
			7/15-20/98	
Channel Head to Tubesheet Girth Weld	89-02	UT		Pass
Primary Nozzle Inside Radius (Cold Leg)	89-02	UT		Pass
Primary Nozzle Inside Radius (Hot Leg)	89-02	UT		Pass
Primary Nozzle to Safe End (Cold Leg)	89-02	PT/UT		Pass
Primary Nozzle to Safe End (Hot Leg)	89-02	PT/UT		Pass
Tube Sheet to Stub Barrel Weld	89-02	UT		Pass
Upper Barrel to Elliptical Head Weld	89-02	UT		Pass
Feedwater Nozzle to Shell Weld	89-02	UT		Pass
Auxiliary Feedwater Nozzle to Shell Weld	89-02	UT		Pass
Feedwater Nozzle Inner Radius	89-02	UT		Pass
C Generator (SN 12245)				
			6/9-23/98	
Channel Head to Tubesheet Girth Weld	89-02	UT		Pass
Primary Nozzle Inside Radius (Cold Leg)	89-02	UT		Pass
Primary Nozzle Inside Radius (Hot Leg)	89-02	UT		Pass
Primary Nozzle to Safe End (Cold Leg)	89-02	PT/UT		Pass
Primary Nozzle to Safe End (Hot Leg)	89-02	PT/UT		Pass
Tube Sheet to Stub Barrel Weld	89-02	UT		Pass
Upper Barrel to Elliptical Head Weld	89-02	UT		Pass
Feedwater Nozzle to Shell Weld	89-02	UT		Pass
Auxiliary Feedwater Nozzle to Shell Weld	89-02	UT		Pass
Feedwater Nozzle Inner Radius	89-02	UT		Pass

Preservice NDE Summary of Piping Components

Preservice Examination Summary of Piping Components					
WP&IR # P-MSA-0001	MAINSTEAM "A" ASME III NC (CLASS 2)				
FSK# 9700807	Weld #	Pipe Size	Wall Thick.	RT Final Date	UT & MT - XI
"A" MS M-2041	1-MS-77-FW-293	32"	Min. 1.051	RT-418 Final 11/27/01	UT & MT Accept
"A" MS M-2041	1-MS-77-FW-310	32"	Min. 1.051	RT-375 Final 11/24/01	UT & MT Accept
WP&IR # P-MSB-0001	MAINSTEAM "B" ASME III NC (CLASS 2)				
FSK# 9700807	Weld #	Pipe Size	Wall Thick.	RT Final Date	UT & MT - XI
"B" MS M-2040	1-MS-72-FW-294	32"	Min. 1.051	RT-428 Final 11/28/01	UT & MT Accept
"B" MS M-2040	1-MS-72-FW-330	32"	Min. 1.051	RT-405 11/25/01	UT & MT Accept
WP&IR # P-MSC-0001	MAINSTEAM "C" ASME III NC (CLASS 2)				
FSK# 9700807	Weld #	Pipe Size	Wall Thick.	RT Final Date	UT & MT - XI
"C" MS M-2042	1-MS-80-288	32"	Min. 1.051	RT-421 Final 11/28/01	UT & MT Accept
"C" MS M-2042	1-MS-80-310	32"	Min. 1.051	RT-378 Final 11/25/01	UT & MT Accept

Preservice NDE Summary of New Piping Components

Preservice Examination Summary of Piping Components					
WP&IR # P-MSA-0001	MAINSTEAM "A" ASME III NC (CLASS 2)				
FSK# 9700807	Weld #	Pipe Size	Wall Thick.	RT Final Date	UT & MT - XI
"A" MS M-2041	1-MS-77-FW-293	32"	Min. 1.051	RT-418 Final 11/27/01	UT & MT Accept
"A" MS M-2041	1-MS-77-FW-310	32"	Min. 1.051	RT-375 Final 11/24/01	UT & MT Accept
WP&IR # P-MSB-0001	MAINSTEAM "B" ASME III NC (CLASS 2)				
FSK# 9700807	Weld #	Pipe Size	Wall Thick.	RT Final Date	UT & MT - XI
"B" MS M-2040	1-MS-72-FW-294	32"	Min. 1.051	RT-428 Final 11/28/01	UT & MT Accept
"B" MS M-2040	1-MS-72-FW-330	32"	Min. 1.051	RT-405 11/25/01	UT & MT Accept
WP&IR # P-MSC-0001	MAINSTEAM "C" ASME III NC (CLASS 2)				
FSK# 9700807	Weld #	Pipe Size	Wall Thick.	RT Final Date	UT & MT - XI
"C" MS M-2042	1-MS-80-288	32"	Min. 1.051	RT-421 Final 11/28/01	UT & MT Accept
"C" MS M-2042	1-MS-80-310	32"	Min. 1.051	RT-378 Final 11/25/01	UT & MT Accept

Preservice NDE Summary of New Piping Components

WP&IR # P-FWA-0003					
FEEDWATER "A" ASME III NC (CLASS 2)					
FSK# 9700807 M-2000	Weld #	Pipe Size	Wall Thick.	RT Final Date	UT & MT - XI
"A"FW M-2000	1-FW-FW-1	16"	0.688	RT-452 Final 12/02/01	UT & MT Accept
"A"FW M-2000	1-FW-FW-2	16"	0.844	RT-453 Final 12/01/01	UT & MT Accept
"A"FW M-2000	1-FW-FW-3	16"	0.844	RT-454 Final 12/01/01	UT & MT Accept
"A"FW M-2000	1-FW-FW-4 C/1	16"	El. .844 Pipe 1.129	RT-455 Final 12/01/01	UT & MT Accept
"A"FW M-2000	1-FW-FW-7	16"	El. .844 Pipe 1.129	RT-456 Final 12/01/01	UT & MT Accept
WP&IR # P-FWA-0004					
FEEDWATER "A" ASME III NC (CLASS 2) & B31.1					
FSK# 9700807 M-2301	Weld #	Pipe Size	Wall Thick.	RT Final Date	UT & MT - XI
"A"FW M-2031	1-FW-32-FW-494	16"	1.219	Final RT-226 11/02/01	UT & MT Accept
"A"FW M-2031	1-FW-32-FW-493	16"	1.219	Final RT-225 11/02/01	UT & MT Accept
WP&IR # P-FWB-0003					
FEEDWATER "B" ASME III NC (CLASS 2)					
FSK# 9700807-M-2001	Weld #	Pipe Size	Wall Thick.	RT Final Date	UT & MT - XI
"B" FW M-2001	1-FW-FW-1	16"	0.688	RT-402 Final 11/25/01	UT & MT Accept
"B" FW M-2001	1-FW-FW-3	16"	0.844	RT-403 Final 11/25/01	UT & MT Accept
"B" FW M-2001	1-FW-FW-5 R/1	16"	0.844	RT-459 Final 12/01/01	UT & MT Accept
"B" FW M-2001	1-FW-FW-7	16"	0.844	RT-429 Final 11/28/01	UT & MT Accept
"B" FW M-2001	1-FW-FW-10	16"	0.844	RT-427 Final 11/2/01	UT & MT Accept
WP&IR # P-FWB-0004					
FEEDWATER "B" ASME III NC (CLASS 2) & B31.1					
FSK# 9700807-M-2032	Weld #	Pipe Size	Wall Thick.	RT Final Date	UT & MT - XI
"B" FW M-2032	1-FW-36-FW-490	6"	0.432	RT-321 Final 11/16/01	UT & MT Accept
"B" FW M-2032	1-FW-36-FW-488	16"	1.219	Final RT-271 11/10/01	UT & MT Accept
"B" FW M-2032	1-FW-36-FW-489	16"	1.219	RT-255 Final 11/08/01	UT & MT Accept
"B" FW M-2032	1-FW-36-FW-499 C1-R1	6"	0.562	RT-354 Final 11/21/01	UT & MT Accept

Preservice NDE Summary of New Piping Components

"B" FW M-2032	1-FW-36-FW-500 C1	6"	0.562	RT-335 Final 11/18/01	UT & MT Accept
WP&IR # P-FWC-0003	FEEDWATER "C" ASME III NC (CLASS 2)				
FSK# 9700807-M-2002	Weld #	Pipe Size	Wall Thick.	RT Final Date	UT & MT - XI
"C" FW M-2002	1-FW-FW-1	16'	0.668	RT-443 Final 11/30/01	UT & MT Accept
"C" FW M-2002	1-FW-FW-2	16'	0.844	RT-444 Final 11/30/01	UT & MT Accept
"C" FW M-2002	1-FW-FW-3	16"	0.844	RT-445 Final 11/30/01	UT & MT Accept
"C" FW M-2002	1-FW-FW-5	16'	0.844	RT-446 Final 11/30/01	UT & MT Accept
"C" FW M-2002	1-FW-FW-7	16'	0.844	RT-447 Final 11/30/01	UT & MT Accept
WP&IR # P-FWC-0004	FEEDWATER "C" ASME III NC (CLASS 2) & B31.1				
FSK# 9700807-M-2033	Weld #	Pipe Size	Wall Thick.	RT Final Date	UT & MT - XI
"C" FW M-2033	1-FW-39-4-FW-496	16"	1.219	Final RT-227 11/03/01 Acc	UT & MT Accept
"C" FW M-2033	1-FW-39-4-FW-497	16"	1.219	Final RT-228 11/03/01 Acc	UT & MT Accept
WP&IR # P-AFWA-0003	AUX - FEEDWATER "A" ASME III NC (CLASS 2)				
FSK# 9700807-M-2006	Weld #	Pipe Size	Wall Thick.	RT Final Date	UT & MT - XI
"A" / M-2006	1-AF-FW-1	6"	0.432	RT-457 Final 11/30/01	UT & MT Accept
"A" / M-2006	1-AF-FW-2	6"	0.432	RT-458 Final 12/01/01	UT & MT Accept
"A" / M-2006	1-AF-FW-5	6"	0.432	RT-462 Final 12/3/01	UT & MT Accept
"A" / M-2006	1-AF-FW-6	6"	0.432	RT-284 Final 11/11/01	UT & MT Accept
"A" / M-2006	1-AF-FW-8 R1	6"	0.562	RT-464 Final 12/3/01	UT & MT Accept
"A" / M-2006	1-AF-FW-9	6"	0.432	RT-463 Final 12/3/01	UT & MT Accept
WP&IR # P-AFWA-0004	AUX - FEEDWATER "A" ASME III NC (CLASS 2)				
FSK# 9700807-M-2006	Weld #	Pipe Size	Wall Thick.	RT Final Date	UT & MT - XI
"A" / M-2030	1AF-18-2-FW-280	6"	0.432	Final RT-322 11/16/01	UT & MT Accept

Preservice NDE Summary of New Piping Components

WP&IR # P-AFWB-0003	AUX - FEEDWATER "B" ASME III NC (CLASS 2)				
FSK# 9700807 M-2007	Weld #	Pipe Size	Wall Thick.	RT Final Date	UT & MT - XI
"B" / M-2007	1-AF-FW-1	6"	0.432	RT-437 Final 11/29/01	UT & MT Accept
"B" / M-2007	1-AF-FW-3	6"	0.562	RT-434 Final 11/29/01	UT & MT Accept
WP&IR # P-AFWB-0003	AUX - FEEDWATER "B" ASME III NC (CLASS 2)				
FSK# 9700807 M-2007	Weld #	Pipe Size	Wall Thick.	RT Final Date	UT & MT - XI
"B" / M-2007	1-AF-FW-5	6"	0.562	RT-431 Final 11/28/01	UT & MT Accept
"B" / M-2007	1-AF-FW-6	6"	0.562	RT-285 Final 11/11/01	UT & MT Accept
"B" / M-2007	1-AF-FW-8	6"	0.719	RT-470 Final 12/03/01	UT & MT Accept
WP&IR # AFWB-0004	AUX - FEEDWATER "B" ASME III NC (CLASS 2)				
FSK# 9700807 M-2007	Weld #	Pipe Size	Wall Thick.	RT Final Date	UT & MT - XI
"B" / M-2029	1-AF-14-FW 270	6"	0.432	RT-270 Final 11/10/01	UT & MT Accept
WP&IR # P-AFWC-0003	AUX - FEEDWATER "C" ASME III NC (CLASS 2)				
FSK# 9700807-M-2008	Weld #	Pipe Size	Wall Thick.	RT Final Date	UT & MT - XI
"C" / M-2008	1-AF-FW-1-R1	6"	0.432	RT-474 Final 12/6/01	UT & MT Accept
"C" / M-2008	1-AF-FW-2-R2	6"	0.432	RT-475 Final 12/6/01	UT & MT Accept
"C" / M-2008	1-AF-FW-5	6"	0.432	RT-467 Final 12/3/01	UT & MT Accept
"C" / M-2008	1-AF-FW-6	6"	0.432	RT-286 Final 11/11/01	UT & MT Accept
"C" / M-2008	1-AF-FW-8	6"	0.562	RT-473 Final 12/05/01	UT & MT Accept
WP&IR # AFWC-0004	AUX - FEEDWATER "C" ASME III NC (CLASS 2)				

Preservice NDE Summary of New Piping Components

FSK# 9700807-M-015	Weld #	Pipe Size	Wall Thick.	RT Final Date	UT & MT - XI
"C"/M-2028	FW-261-R1	6"	0.432	RT-272/291 11/11/01 Final	UT & MT Accept
EQUIPMENT HATCH WP&IR # C-EHX-0002	EQUIPMENT HATCH ASME III (CLASS NE)				
FSK#	Weld #	Pipe Size	Wall Thick.	RT Final Date	UT & MT - ASME XI
BKC-086	FW-1	24' 2 1/2"	1.250 to 1.500	RT-417 Final 11/28/01	MT 11/29/01 Accept
WP&IR # P-RCA-0001	RCS "A" ASME III NB (CLASS 1)				
FSK# M-199	Weld #	Pipe Size	Wall Thick.	RT Final Date	UT & PT ASME XI
"A" RCS- C/L M-199	1-RC-1-FW-9 "A" HOT LEG	31" ID	2.48	RT-297 Final 11/13/01	UT & PT Accept
"A" RCS- H/L M-199	1-RC-1-FW-10 "A" COLD LEG	31" ID	2.48	RT-298 Final 11/13/01	UT & PT Accept
WP&IR # P-RCB-0001	RCS "B" ASME III NB (CLASS 1)				
FSK# M-200	Weld #	Pipe Size	Wall Thick.	RT Final Date	UT & PT ASME XI
"B" RCS- C/L M-200	1-RC-2-FW-9 "B" HOT LEG	31" ID	2.48	RT-306 Final 11/14/01	UT & PT Accept
"B" RCS- H/L M-200	1-RC-2-FW-10 "B" COLD LEG	31" ID	2.48	RT-307 Final 11/14/01	UT & PT Accept
WP&IR # P-RCC-0001	RCS "C" ASME III NB (CLASS 1)				
FSK# M-201	Weld #	Pipe Size	Wall Thick.	RT Final Date	UT & PT ASME XI
"C" RCS- C/L M-201	1-RC-3-FW-9 "C" HOT LEG	31" ID	2.48	RT-313 Final 11/14/01	UT & PT Accept
"C" RCS- C/L M-201	1-RC-3-FW-10 "C" COLD LEG	31" ID	2.48	RT-314 Final 11/14/01	UT & PT Accept

SECTION 4

COMPONENT SUPPORTS

HNP RFO10 Report for ASME Section XI Component Supports and Snubbers

Prepared by: Roger M. Winton

Date: 1/17/02

In RFO10, the following activities were completed to satisfy ASME Code and Technical Specification requirements for component supports and snubbers. Certified VT Level II CP&L QC, VT Level II contractor QC and ISI VT Level III personnel performed the examinations.

Fifty-four scheduled ASME Section XI Component Support visual examinations were performed in RFO10. The examination results were all satisfactory except for one case of a displaced spherical bearing on hanger RH-H-159. The support remained operable with this discrepancy and the condition was corrected. The examination scope was expanded as a result of the visual failure to the adjacent supports and the similar supports on the opposite piping train. No other adverse conditions were observed.

Technical Specification 3/4.7.8, as implemented by procedures PLP-106 Attachment 4 and ISI-202, requires snubbers to be functional tested each outage. Mechanical snubbers are tested in the representative sample "37 Plan" and a separate harsh environment test group. In the representative sample, 37 snubbers were tested and no failures were observed. In the harsh environment test group, 36 snubbers were tested and there were 2 failures. The failures were a result of high drag (internal friction), but had freedom of motion. Test scope expansion is not required for these failures.

Hydraulic snubbers are tested by the "10% Plan". In addition, to comply with OM-4 requirements, the Steam Generator snubbers are a separate "10% Plan" test group. A total of 5 large bore hydraulic snubbers were tested. These tests all had satisfactory results.

Technical Specifications require 100% visual inspection of snubbers on a 36 month interval. During RFO10, snubber inspections included those outside the Containment Bioshield wall and inside the Pressurizer cubicle. The SGR project limited access inside the S/G cubicles and the Bioshield wall. Of approximately 1400 mechanical snubbers and 39 hydraulic snubbers, 1057 were inspected. The remaining snubbers are to be inspected in RFO11.

HNP RFO10 Report for ASME Section XI Component Supports and Snubbers

The snubber inspections resulted in the following observations:

- One loose cap screw on the attachment to a transition tube. The other 2 screws were tight and the loose screw was tightened.
- One spherical bearing was displaced in its paddle. The bearing remained engaged in the paddle and was operable. The bearing was pressed back into position and staked per POM procedure MMP-004, Installation of Pipe Supports.
- One loose pipe clamp. The snubber functions in tension so the support was considered operable. The condition was corrected by tightening the pipe clamp.
- One snubber appeared to be discolored, possibly from heat. The snubber was tested and found satisfactory. A replacement snubber was installed.
- Two S/G hydraulic snubbers were observed with minor fluid leaks. The snubbers remained operable and were repaired by replacing the reservoir to body seals.

RFO10 ISI Exam List - ASME Section XI Component Supports for Outage 2-2-10

Category F-A Item F1.10B		Class 1 Hanger - Box Type Support			
Hanger	Location	Exam Type	Exam Date	Exam Results	Examiner
RH-H-151	Cont 234' R-35' Az-339	VT-3	9/25/01	PASS	SAB
Category F-A Item F1.10R		Class 1 Hanger - Rigid Support			
Hanger	Location	Exam Type	Exam Date	Exam Results	Examiner
CS-H-2870	Cont 255' R-40' Az-130	VT-3	9/24/01	PASS	SAB
RH-H-149	Cont 234' R-22' Az-139	VT-3	9/24/01	PASS	SAB
RH-H-153	Cont 230' R-48' Az-339	VT-3	9/24/01	PASS	SAB
SI-H-433	Cont 250' R-41' Az-7	VT-3	9/24/01	PASS	SAB
SI-H-941	Cont 254' R-47' Az-210	VT-3	9/24/01	PASS	SAB
Category F-A Item F1.10V		Class 1 Hanger - Variable (Spring Can) Support			
Hanger	Location	Exam Type	Exam Date	Exam Results	Examiner
SI-H-427	Cont 258' R-33' Az-5	VT-3	9/24/01	PASS	SAB
Category F-A Item F1.20A		Class 2 Hanger - Anchor			
Hanger	Location	Exam Type	Exam Date	Exam Results	Examiner
CS-H-18	RAB 249' COL 29 4'E/E	VT-3	9/29/01	PASS	JS/LM
Category F-A Item F1.20R		Class 2 Hanger - Rigid Support			
Hanger	Location	Exam Type	Exam Date	Exam Results	Examiner
CS-H-24	RAB 254' 2'S/26 11'E/E	VT-3	9/28/01	PASS	JS/LM
CS-H-29	RAB 248' 11'S/36 3'W/D	VT-3	9/28/01	PASS	JS/LM
CT-H-219	RAB 221' 9'N/20 4'E/E	VT-3	9/28/01	PASS	PP

Category F-A Item F1.20R		Class 2 Hanger - Rigid Support - continued			
Hanger	Location	Exam Type	Exam Date	Exam Results	Examiner
CT-H-819	RAB 207' 1'S/20 4'W/FV	VT-3	10/13/01	PASS	HAG
RH-H-59	RAB 195' 1'S/34 8'E/FV	VT-3	9/29/01	PASS	SHS
RH-H-159	RAB 223' 2'S/36 4'W/E W/R 28863	VT-3	9/28/01	FAIL	SAB
Category F-A Item F1.20V		Class 2 Hanger - Variable (Spring Can) Support			
Hanger	Location	Exam Type	Exam Date	Exam Results	Examiner
CT-H-293	RAB 193' 2'N/34 10'W/FV	VT-3	9/28/01	PASS	SHS
Category F-A Item F1.30A		Class 3 Hanger - Anchor			
Hanger	Location	Exam Type	Exam Date	Exam Results	Examiner
CE-H-25	RAB 252' 3'N/13 18'W/B	VT-3	9/28/01	PASS	JS/LM
CH-H-1467	RAB 272' 11'S/23 4'W/E	VT-3	7/17/01	PASS	JS
CX-H-361	RAB 263' 3'N/36 3'W/C	VT-3	7/16/01	PASS	JS
SW-H-1227	RAB 238' 5'N/26 12'W/B	VT-3	9/28/01	PASS	JS/LM
SW-H-1289	RAB 237' 8'S/39 3'W/D	VT-3	9/28/01	PASS	JS/LM
Category F-A Item F1.30B		Class 3 Hanger - Box Type Support			
Hanger	Location	Exam Type	Exam Date	Exam Results	Examiner
AF-H-30	RAB 274' 4'S/27 2'W/D	VT-3	7/18/01	PASS	JS
CH-H-284	RAB 253' 3'N/36 5'W/C	VT-3	10/12/01	PASS	HAG
SW-H-56	RAB 228' COL 27 9'E/FZ	VT-3	9/28/01	PASS	SHS
SW-H-547	RAB 227' 9'N/41 5'W/D	VT-3	10/5/01	PASS	JS/KH
SW-H-1607	RAB 237' 5'S/39 3'W/D	VT-3	10/15/01	PASS	HAG

Category F-A Item F1.30R		Class 3 Hanger - Rigid Support			
Hanger	Location	Exam Type	Exam Date	Exam Results	Examiner
AF-H-160	RAB 250' 2'N/28 4'W/B	VT-3	9/28/01	PASS	JS/LM
AF-H-261	RAB 269' COL 28 16'W/B	VT-3	7/16/01	PASS	JS
CC-H-90	RAB 250' 7'N/18 3'E/C	VT-3	9/28/01	PASS	JS/LM
CC-H-309	RAB 230' 7'S/32 COL FX	VT-3	9/28/01	PASS	SHS
CC-H-877	RAB 250' 15'S/18 9'W/C	VT-3	10/16/01	PASS	HAG
SF-H-435	FHB 247' 9'N/36 13'W/L	VT-3	10/12/01	PASS	JS/KH
SF-H-486	FHB 243' 12'N/41 6'E/N	VT-3	10/12/01	PASS	JS/KH
SW-H-68	RAB 228' COL 29 8'E/FZ	VT-3	9/28/01	PASS	SAB
SW-H-114	RAB 223' 8'N/32 COL FX	VT-3	9/28/01	PASS	PP
SW-H-509	RAB 248' 6'N/15 COL D	VT-3	9/28/01	PASS	JS/LM
SW-H-612	RAB 230' 1'S/20 8'E/FV	VT-3	9/28/01	PASS	SAB
SW-H-1297	RAB 251' 5'S/31 3'E/D	VT-3	9/28/01	PASS	JS/LM
SW-H-1310	RAB 237' 5'S/28 9'W/B	VT-3	9/28/01	PASS	JS/LM
SW-H-2598	RAB 227' 14'S/73 5'W/D	VT-3	10/5/01	PASS	JS/KH
SW-H-2686	RAB 250' 20'N/74Y 10'W/CZ	VT-3	10/5/01	PASS	JS/KH
Category F-A Item F1.30V		Class 3 Hanger - Variable (Spring Can) Support			
Hanger	Location	Exam Type	Exam Date	Exam Results	Examiner
CC-H-904	RAB 238' 8'S/18 6'W/B	VT-3	9/28/01	PASS	JS/LM
CE-H-9	RAB 249' 5'N/27 15'W/B	VT-3	9/28/01	PASS	JS/LM
SF-H-1308	FHB 239' 4'S/42 14'E/N	VT-3	10/12/01	PASS	JS/KH

Category F-A Item F1.40		Class 1, 2 and 3 Equipment Supports			
Component	Location	Exam Type	Exam Date	Exam Results	Examiner
Cont Fan Cooler AH-2	Cont 236' R-58' Az-120	VT-3	9/24/01	PASS	SAB
II-AH-002A-H-001-031	31 examination points				
CSIP B Oil Cooler	RAB 236' 5'S/31 10'E/E	VT-3	10/12/01	PASS	HAG
II-CPOC-1B-H-001-002	2 examination points				
Pressurizer 1X-SN	Cont 261' R-35' Az-310	VT-3	9/27/01	PASS	DM
II-PZR-01H-001-032	32 examination points				
Volume Control Tank 1X-SN	RAB 261' 10'S/31 9'E/E	VT-3	10/15/01	PASS	HAG
II-VCT-01H-001-010	10 examination points				
Category D-A Item D1.20		Class 3 Welded Pipe Attachments			
Hanger	Location	Exam Type	Exam Date	Exam Results	Examiner
CC-H-877I(1)	RAB 250' 15'S/18 9'W/C	VT-1	10/16/01	PASS	HAG
CC-H-892I(2)	RAB 250' 15'S/18 11'E/C	VT-1	10/20/01	PASS	HAG
CC-H-906I(4)	RAB 248' 2'S/18 7'W/D	VT-1	10/15/01	PASS	HAG
CH-H-1467I(2)	RAB 272' 11'S/23 4'W/E	VT-1	7/17/01	PASS	JS
CX-H-361I(2)	RAB 263' 3'N/36 3'W/C	VT-1	7/17/01	PASS	JS
SW-H-56I(4)	RAB 227' 3'N/43 5'W/D	VT-1	9/28/01	PASS	SHS
SW-H-1227I(1)	RAB 238' 5'N/26 12'W/B	VT-1	9/28/01	PASS	JS/LM

SECTION 5

NIS-2 FORMS

Class 1

WR/JO NUMBER	TAG	ESR NUMBER	ASME CODE CLASS	REPAIR OR REPLACEMENT
88074	1SI-356	NA	1	REPLACEMENT
88293	RC-H-59A	NA	1	REPLACEMENT
88294	RC-H-59B	NA	1	REPLACEMENT
88298	RC-H-920	NA	1	REPLACEMENT
88620	1RC-125	NA	1	REPLACEMENT
88662	1RC-RCPC	NA	1	REPLACEMENT
89751	1RC-RCPB	NA	1	REPLACEMENT
104657-03	1RC-H-236	NA	1	REPLACEMENT

WO# 88074
R/R# 01-01-005
ASME XI, CLASS 1

FORM NIS-2 OWNER'S REPORT FOR REPAIRS OR REPLACEMENTS
As Required by the Provisions of the ASME Code Section XI

1. Owner Carolina Power & Light Company Date 10/29/01
P.O. Box 1551, Raleigh, N.C. 27602-1551 Sheet 1 of 2
Address
2. Plant Shearon Harris Nuclear Power Plant Unit 1
Name
P.O. Box 165, New Hill, N.C. 27562-0165 WO# 88074
Address Repair Organization P.O. No., Job No., etc.
3. Work Performed By Carolina Power & Light Company Type Code Symbol Stamp N/A
Name Authorization No. N/A
4. Identification of System SI - Safety Injection
- 5 (a) Applicable Construction Code ASME Section III 1974 Edition, Winter '74 Addenda, See N1 Code Case
(b) Applicable Edition of Section XI Utilized for Repairs or Replacement 1989, Addenda N/A
6. Identification of Components Repaired or Replaced and Replacement Components

Name of Component	Name of Manufacture	Manufacture Serial No.	National Board No.	Other Identification	Year Built	Repaired, Replaced, Or Replacement	ASME Code Stamped (Yes or No)
Stud	Unknown	NA	NA	Part# 763-315-74	Unknown	Replaced	Yes
Stud	REC Corp.	NA	NA	HT# 6L4612	Unknown	Replacement	Yes

7. Description of Work: Replaced stud on valve 1SI-356.
8. Tests Conducted: Hydrostatic ☐ Pneumatic ☐ Nominal Operation Pressure ☐
Other ☐ Pressure _____ psi Test Temp. _____ °F

NOTE: Supplemental sheets in form of lists, sketches, or drawings may be used, provided (1) size is 8½ in. X 11 in., (2) information in items 1 through 6 on this report is included on each sheet, and (3) each sheet is numbered and the number of sheet is recorded at the top of this form.

FORM NIS-2 (Back)

9. Remarks VT-1 pre-service exam performed on replacement stud. VT-3 inservice inspection performed on
valve internals. Replacement stud was removed from indential new valve from stock.
Applicable Manufacturer's Data Reports to be attached.

N1 - See N-5 Data Report for Code Cases.

CERTIFICATION OF COMPLIANCE

We certify that the statements made in the report are correct and this replacement conforms to the rules of the
ASME Code, Section XI. repair or replacement

Type Code System Stamp N/A

Certificate of Authorization No. N/A

Expiration Date N/A

Signed [Signature]
Owner or Owner's Designee, Title

for Equipment Performance Supervisor

Date 10/29/01

CERTIFICATE OF INSERVICE INSPECTION

I, the undersigned, holding a valid commission issued by the National Board of Boiler and Pressure Vessel Inspectors and the State or Province of North Carolina and employed by Hartford Steam Boiler Inspection and Insurance Company of One State Street, Hartford, Connecticut 06102 have inspected the components described in this Owner's Report during the period of 05-13-00 to 12-14-01, and state that to the best of my knowledge and belief, the Owner has performed examinations and taken corrective measures described in this Owner's Report in accordance with the requirements of the ASME Code, Section XI.

By signing this certification neither the Inspector nor his employer makes any warranty, expressed or implied, concerning the examinations and corrective measures described in this Owner's Report. Furthermore, neither the Inspector nor his employer shall be liable in any manner for any personal injury or property damage or a loss of and kind arising from or connected with this inspection.

[Signature]
Inspector's Signature

Commissions NC 1444 NIAS

National Board, State, Province, and Endorsements

Date 11-6-01

WO# 88293
R/R# 01-01-042
ASME XI, CLASS 1

FORM NIS-2 OWNER'S REPORT FOR REPAIRS OR REPLACEMENTS
As Required by the Provisions of the ASME Code Section XI

1. Owner Carolina Power & Light Company Date 10/15/01
P.O. Box 1551, Raleigh, N.C. 27602-1551 Sheet 1 of 2
Address
2. Plant Shearon Harris Nuclear Power Plant Unit 1
Name
P.O. Box 165, New Hill, N.C. 27562-0165 WO# 88293
Address Repair Organization P.O. No., Job No., etc.
3. Work Performed By Carolina Power & Light Company Type Code Symbol Stamp N/A
Name Authorization No. N/A
4. Identification of System RC - Reactor Coolant
- 5 (a) Applicable Construction Code ASME Section III 1974 Edition, Winter '76 Addenda, See N1 Code Case
(b) Applicable Edition of Section XI Utilized for Repairs or Replacement 1989, Addenda N/A
6. Identification of Components Repaired or Replaced and Replacement Components

Name of Component	Name of Manufacture	Manufacture Serial No.	National Board No.	Other Identification	Year Built	Repaired, Replaced, Or Replacement	ASME Code Stamped (Yes or No)
Snubber	Pacific Scientific	37358	NA	RC-H-59A	1985	Replaced	No
Snubber	Pacific Scientific	15172	NA	RC-H-59A	1980	Replacement	No

7. Description of Work: Repalced snubber on hanger RC-H-59A.
8. Tests Conducted: Hydrostatic ☐ Pneumatic ☐ Nominal Operation Pressure ☐
Other ☐ Pressure _____psi Test Temp. _____°F

NOTE: Supplemental sheets in form of lists, sketches, or drawings may be used, provided (1) size is 8½ in. X 11 in., (2) information in items 1 through 6 on this report is included on each sheet, and (3) each sheet in numbered and the number of sheet is recorded at the top of this form.

FORM NIS-2 (Back)

9. Remarks VT-3 performed on hanger after snubber replacement.

Applicable Manufacturer's Data Reports to be attached.

N1 - See N-5 Data Report for Code Cases

CERTIFICATION OF COMPLIANCE

We certify that the statements made in the report are correct and this replacement conforms to the rules of the
ASME Code, Section XI. repair or replacement

Type Code System Stamp N/A

Certificate of Authorization No. N/A

Expiration Date N/A

Signed [Signature]
Owner or Owner's Designee, Title

[Signature] Equipment Performance Supervisor

Date 10/15/01

CERTIFICATE OF INSERVICE INSPECTION

I, the undersigned, holding a valid commission issued by the National Board of Boiler and Pressure Vessel Inspectors and the State or Province of North Carolina and employed by Hartford Steam Boiler Inspection and Insurance Company of One State Street, Hartford, Connecticut 06102 have inspected the components described in this Owner's Report during the period of 05-13-00 to 12-14-01, and state that to the best of my knowledge and belief, the Owner has performed examinations and taken corrective measures described in this Owner's Report in accordance with the requirements of the ASME Code, Section XI.

By signing this certification neither the Inspector nor his employer makes any warranty, expressed or implied, concerning the examinations and corrective measures described in this Owner's Report. Furthermore, neither the Inspector nor his employer shall be liable in any manner for any personal injury or property damage or a loss of and kind arising from or connected with this inspection.

[Signature]
Inspector's Signature

Commissions

NC/AA4 NIAB

National Board, State, Province, and Endorsements

Date 1-6-01

*REVISED 1/4"

FORM NF-1 NPT CERTIFICATE HOLDERS' DATA REPORT FOR COMPONENT SUPPORTS*
As Required by the Provisions of the ASME Code Rules, Section III, Division 1

Pacific Scientific, Air-Tech Division
1. Manufactured by 1346 South State College Blvd., Anaheim, California 92893
(Name and address of NPT Certificate Holder)
ITT Grinnell Corporation, 621 Dana Street, Warren, Ohio 44481
(Name and address of purchaser)
2. Location of Installation Unknown
3. Identification

(a) Component Support I.D. No.	(b) Canadian Registration No.	(c) Applicable Drawings with Last Rev. & Date	(d) Stress Report or Load Capacity Data Sheet	(e) Type Compliance Support	(f) Class	(g) Nat'l Board No.	(h) Year Built
(1) <u>15172</u>	<u>None</u>	<u>1301104-05-J</u>	<u>DR-1412 Per. C</u>	<u>L</u>	<u>1</u>	<u>None</u>	<u>1980</u>
(2)							
(3)							
(4)							
(5)							
(6)							
(7)							
(8)							
(9)							
(10)							

5. Remarks _____

CERTIFICATE OF COMPLIANCE

We certify that the statements made in this report are correct and that these components used conform to the rules of construction of the ASME Code for Nuclear Power Plant Components, Section III, Division 1, Edition 1962, Addenda * Winter 1972.
Code Case No. 1544-7
Date 10/1/85 Signed Pacific Scientific By P. J. Nantz
(NPT Certificate Holder)
Our ASME Certificate of Authorization No. N-1198 to use the _____ (NPT)
Symbol expires August 4, 1987
(Date)

CERTIFICATION OF DESIGN

Pacific Scientific
Design Information on File at _____
Stress Report or Load Capacity Data Sheets on File at Pacific Scientific
Filed Per NCA-3256
Design Specifications Certified by (1) Leo E. Ry PE State California
Reg No. 13533
Stress Analysis Report or Load Capacity Data Sheets Certified by (1) Leo E. Ry
PE State California Reg No. 13533
(1) Last name only; signature not required.

*Supplemental sheets in form of lists, sketches or drawings may be used provided: (1) they are included in (2) information in items 1 & 2 of this form; (3) each sheet is numbered in the top right corner; and (4) the number of sheets is recorded at the top of this form.

CERTIFICATE OF SHOP INSPECTION

I, the undersigned, holding a valid commission issued by the National Board of Boiler and Pressure Vessel Inspectors and the State of California, and employed by HSBISIL CO. in Stockton, CA, have inspected the component supports described in this Data Report, and state that to the best of my knowledge and belief the NPT Certificate holder has complied with the ASME Code for Nuclear Power Plant Components.

By signing this certificate, neither the Inspector nor his employer makes any warranty, expressed or implied, concerning the component supports described in this Data Report. Furthermore, neither the Inspector nor his employer shall be liable in any manner for any personal injury or property damage or a loss of any kind arising from or connected with this inspection.

Date: 10.15.85
Willard F. Ray Jr.
 Commissions: 0415 and 00HH
 (N.B. Code, State Prov. and No.)

CERTIFICATION OF FIELD INSPECTION

I, the undersigned, holding a valid commission issued by the National Board of Boiler and Pressure Vessel Inspectors and the State of California, and employed by _____, have compared the statements in this Data Report with the actual component supports and state that the data referred to as data items _____, not included in the Data Report of shop inspection, have been reported by me and that to the best of my knowledge and belief the NPT Certificate holder has complied with the ASME Code for Nuclear Power Plant Components.

By signing this certificate, neither the Inspector nor his employer makes any warranty, expressed or implied, concerning the component supports described in this Data Report. Furthermore, neither the Inspector nor his employer shall be liable in any manner for any personal injury or property damage or a loss of any kind arising from or connected with this inspection.

Date: _____

 Commissions: _____
 (N.B. Code, State Prov. and No.)

PSA 1

FORM NF-1 NPT CERTIFICATE HOLDERS' DATA REPORT FOR COMPONENT SUPPORTS* As Required by the Provisions of the ASME Code Rules, Section III, Division 1

1. Manufactured by Pacific Scientific 1346 S. State College Blvd. Anaheim, Ca 92803
(Name and address of NPT Certificate Holder)
Southwest Fabricating & Welding Co., Inc. P.O. Box 9449 Houston, Texas 77011
2. Manufacturer for Ebasco Services, Inc. (Name and address of purchaser or owner)
Agents for Carolina Power & Light Shearon Harris Nuclear Plants
3. Location of Installation Newhill, Wake County, N. Carolina

4. Identification

(a) Component Support I D No.	(b) Canadian Registration No	(c) Applicable Drawings with Last Rev. & Date	(d) Stress Report or Load Capa- city Data Sheet	(e) Type of Component Support	(f) Class	(g) Nat'l Board No	(h) Year Built
(1) 8720-8849	None	1901102-05-J	DR-1351- Rev. A	Linear	1	None	1979
(2)							
(3)							
(4)							
(5)							
(6)							
(7)							
(8)							
(9)							
(10)							

5. Remarks

CERTIFICATE OF COMPLIANCE

We certify that the statements made in this report are correct and that these components supports conform to the rules of construction of the ASME Code for Nuclear Power Plant Components, Section III, Division 1, Edition '77 Addenda Summer '78 (Date)
Code Case No. 1644-6
Date 21 December 79 Signed Pacific Scientific by Bill J. J. J.
(NPT Certificate Holder)
Our ASME Certificate of Authorization No. 1198 to use the Component Supports (NPT)
Symbol expires Aug. 4, 1981 (Date)

CERTIFICATION OF DESIGN

Design Information on File at Pacific Scientific
Stress Report or Load Capacity Data Sheets on File at Pacific Scientific
Filed Per NA 3256
Design Specifications Certified by (1) Leo E. Ay PE State California
Reg No 13533
Stress Analysis Report or Load Capacity Data Sheets Certified by (1) Leo E. Ay
PE State California Reg No 13533
(1) Last name only, signature not required

*Supplemental sheets in form of lists, sketches or drawings may be used provided (1) size is 8" or 4c. 4g on this Data Report is included on each sheet, and (3) each sheet is numbered and number of sheets is recorded at top of this form

FORM NF-1 (Back)

CERTIFICATE OF SHOP INSPECTION

I, the undersigned, holding a valid commission issued by the National Board of Boiler and Pressure Vessel Inspectors and the State or Province of New York and employed by HSBI&I Co. of Hartford, CT have inspected the component supports described in this Data Report on 12/21 19 79 and state that to the best of my knowledge and belief the NPT Certificate Holder has constructed these component supports in accordance with the ASME Code for Nuclear Power Plant Components.

By signing this certificate, neither the Inspector nor his employer makes any warranty, expressed or implied, concerning the component supports described in this Data Report. Furthermore, neither the Inspector nor his employer shall be liable in any manner for any personal injury or property damage or a loss of any kind arising from or connected with this inspection.

Date 12/21/79

Signed William G. Meyer Commissions N Y Commission #2770
(Nat'l Bd. State, Prov., and No.)

CERTIFICATION OF FIELD INSPECTION

I, the undersigned, holding a valid commission issued by the National Board of Boiler and Pressure Vessel Inspectors and the State or Province of _____ and employed by _____ of _____ have compared the statements in this Data Report with the described component supports and state that the parts referred to as data items _____ not included in the certificate of shop inspection, have been inspected by me and that to the best of my knowledge and belief the NPT Certificate Holder has constructed these component supports in accordance with the ASME Code for Nuclear Power Plant Components.

By signing this certificate neither the Inspector nor his employer makes any warranty, expressed or implied, concerning the component supports described in this Data Report. Furthermore, neither the inspector nor his employer shall be liable in any manner for any personal injury or property damage or a loss of any kind arising from or connected with this inspection.

Date _____

Signed _____ Commissions _____
(Nat'l Bd. State, Prov., and No.)

WO# 88294
R/R# 01-01-081
ASME XI, CLASS 1

FORM NIS-2 OWNER'S REPORT FOR REPAIRS OR REPLACEMENTS
As Required by the Provisions of the ASME Code Section XI

1. Owner Carolina Power & Light Company Date 11/06/01
P.O. Box 1551, Raleigh, N.C. 27602-1551 Sheet 1 of 2
Address
2. Plant Shearon Harris Nuclear Power Plant Unit 1
Name
P.O. Box 165, New Hill, N.C. 27562-0165 WO# 88294
Address Repair Organization P.O. No., Job No., etc.
3. Work Performed By Carolina Power & Light Company Type Code Symbol Stamp N/A
Name Authorization No. N/A
4. Identification of System RC - Reactor Coolant
- 5 (a) Applicable Construction Code ASME Section III 1974 Edition, Winter '76 Addenda, See N1 Code Case
(b) Applicable Edition of Section XI Utilized for Repairs or Replacement 1989, Addenda N/A
6. Identification of Components Repaired or Replaced and Replacement Components

Name of Component	Name of Manufacture	Manufacture Serial No.	National Board No.	Other Identification	Year Built	Repaired, Replaced, Or Replacement	ASME Code Stamped (Yes or No)
Snubber	Pacific Scientific	37230	NA	RC-H-59B	1985	Replaced	No
Snubber	Pacific Scientific	14678	NA	RC-H-59B	1980	Replacement	No

7. Description of Work: Replaced snubber on hanger RC-H-59B.
8. Tests Conducted: Hyrostatic ☐ Pneumatic ☐ Nominal Operation Pressure ☐
Other ☐ Pressure _____ psi Test Temp. _____ °F

NOTE: Supplemental sheets in form of lists, sketches, or drawings may be used, provided (1) size is 8½ in. X 11 in., (2) information in items 1 through 6 on this report is included on each sheet, and (3) each sheet is numbered and the number of sheet is recorded at the top of this form.

FORM NIS-2 (Back)

9. Remarks VT-3 performed on hanger after snubber replacement.

Applicable Manufacturer's Data Reports to be attached.

N1 - See N-5 Data Report for Code Cases

CERTIFICATION OF COMPLIANCE

We certify that the statements made in the report are correct and this replacement conforms to the rules of the
ASME Code, Section XI. repair or replacement

Type Code System Stamp N/A

Certificate of Authorization No. N/A

Expiration Date N/A

Signed Dan Jones
Owner or Owner's Designee, Title

[Signature] Equipment Performance Supervisor

Date 11/6/01

CERTIFICATE OF INSERVICE INSPECTION

I, the undersigned, holding a valid commission issued by the National Board of Boiler and Pressure Vessel Inspectors and the State or Province of North Carolina and employed by Hartford Steam Boiler Inspection and Insurance Company of One State Street, Hartford, Connecticut 06102 have inspected the components described in this Owner's Report during the period of 05-13-00 to 12-14-01, and state that to the best of my knowledge and belief, the Owner has performed examinations and taken corrective measures described in this Owner's Report in accordance with the requirements of the ASME Code, Section XI.

By signing this certification neither the Inspector nor his employer makes any warranty, expressed or implied, concerning the examinations and corrective measures described in this Owner's Report. Furthermore, neither the Inspector nor his employer shall be liable in any manner for any personal injury or property damage or a loss of and kind arising from or connected with this inspection.

[Signature]
Inspector's Signature

Commissions NC1444 NIAB

National Board, State, Province, and Endorsements

Date 11-17-01

FORM NF-1 NPT CERTIFICATE HOLDERS' DATA REPORT FOR COMPONENT SUPPORTS
As Required by the Provisions of the ASME Code Rules, Section III, Division 1

114

1. Manufactured by Pacific Scientific 1346 S. State College Blvd. Anaheim, California 92803
(Name and address of NPT Certificate Holder)

2. Manufacturer for ITT Grinnell Corporation 621 Dana Street N.E. Warren, Ohio 44481
(Name and address of purchaser or owner)

3. Location of Installation Unknown

4. Identification

(a) Component Support I.D. No.	(b) Canadian Registration No.	(c) Applicable Drawings with Last Rev. & Date	(d) Stress Report or Load Capa- city Data Sheet	(e) Type of Component Support	(f) Class	(g) Nat'l Board No.	(h) Year Built
---	--	--	--	--	--------------	---------------------------	-------------------

(1) 14582-14681	None	1801104-05-J	DR-1348-Rev. B	Linear	1	None	1980
(2)							
(3)							
(4)							
(5)							
(6)							
(7)							
(8)							
(9)							
(10)							

5. Remarks:

CERTIFICATE OF COMPLIANCE

We certify that the statements made in this report are correct and that these components supports conform to the rules of construction of the ASME Code for Nuclear Power Plant Components, Section III, Division 1, Edition 1977, Addenda Winter '77
(Date)

Code Case No. 1644-7

Date 9/16/80 Signed Pacific Scientific
(NPT Certificate Holder)

by Rosalia A. Nava
(Date)

Our ASME Certificate of Authorization No. 1198 to use the Component Supports
(NPT)

Symbol expires Aug. 4, 1981
(Date)

CERTIFICATION OF DESIGN

Design Information on File at Pacific Scientific

Stress Report or Load Capacity Data Sheets on File at:

Pacific Scientific

Filed Per NA 3256

Design Specifications Certified by (1) Leo E. Ay PE State California

Reg. No. 13533

Stress Analysis Report or Load Capacity Data Sheets Certified by (1) Leo E. Ay

PE State California Reg. No. 13533

(1) List name only, signature not required

Supplemental sheets in form of lists, sketches or drawings may be used provided (1) size is 8 1/2 in. (2) information in items 1, 2, 4c, 4g on this Data Report is included on each sheet, and (3) each sheet is numbered and number of sheets is recorded at top of this form

(10/77)

This form (E000751) may be obtained from the Order Dept., ASME, 345 E. 47th St., New York, N.Y. 10017

1411
12385

FORM NF-1 (Back)

CERTIFICATE OF SHOP INSPECTION

I, the undersigned, holding a valid commission issued by the National Board of Boiler and Pressure Vessel Inspectors and the State or Province of California and employed by ESBI&I Co. of Partford, CT 9/11 have inspected the component supports described in this Data Report on 9/11 and state that to the best of my knowledge and belief the NPT Certificate Holder has constructed these component supports in accordance with the ASME Code for Nuclear Power Plant Components.

By signing this certificate, neither the Inspector nor his employer makes any warranty, expressed or implied, concerning the component supports described in this Data Report. Furthermore, neither the Inspector nor his employer shall be liable in any manner for any personal injury or property damage or a loss of any kind arising from or connected with this inspection.

Date 9/11/80

Signed W. N. Bucher Commissions CA-1250
(Nat'l Bd., State, Prov., and No.)

CERTIFICATION OF FIELD INSPECTION

I, the undersigned, holding a valid commission issued by the National Board of Boiler and Pressure Vessel Inspectors and the State or Province of _____ and employed by _____ of _____ have compared the statements in this Data Report with the described component supports and state that the parts referred to as data items _____, not included in the certificate of shop inspection, have been inspected by me and that to the best of my knowledge and belief the NPT Certificate Holder has constructed these component supports in accordance with the ASME Code for Nuclear Power Plant Components.

By signing this certificate neither the Inspector nor his employer makes any warranty, expressed or implied, concerning the component supports described in this Data Report. Furthermore, neither the inspector nor his employer shall be liable in any manner for any personal injury or property damage or a loss of any kind arising from or connected with this inspection.

Date _____

Signed _____ Commissions _____
(Nat'l Bd., State, Prov., and No.)

Handwritten: 12-3-85

WO# 88298
R/R# 01-01-039
ASME XI, CLASS 1

FORM NIS-2 OWNER'S REPORT FOR REPAIRS OR REPLACEMENTS
As Required by the Provisions of the ASME Code Section XI

1. Owner Carolina Power & Light Company Date 10/16/01
P.O. Box 1551, Raleigh, N.C. 27602-1551 Sheet 1 of 2
Address
2. Plant Shearon Harris Nuclear Power Plant Unit 1
Name
P.O. Box 165, New Hill, N.C. 27562-0165 WO# 88293
Address Repair Organization P.O. No., Job No., etc.
3. Work Performed By Carolina Power & Light Company Type Code Symbol Stamp N/A
Name Authorization No. N/A
4. Identification of System RC - Reactor Coolant
- 5 (a) Applicable Construction Code ASME Section III 1974 Edition, Winter '76 Addenda, See N1 Code Case
(b) Applicable Edition of Section XI Utilized for Repairs or Replacement 1989, Addenda N/A
6. Identification of Components Repaired or Replaced and Replacement Components

Name of Component	Name of Manufacture	Manufacture Serial No.	National Board No.	Other Identification	Year Built	Repaired, Replaced, Or Replacement	ASME Code Stamped (Yes or No)
Snubber	Pacific Scientific	15649	NA	RC-H-920	1981	Replaced	No
Snubber	Pacific Scientific	8775	NA	RC-H-920	1979	Replacement	No

7. Description of Work: Replaced snubber on hanger RC-H-920.
8. Tests Conducted: Hydrostatic ☐ Pneumatic ☐ Nominal Operation Pressure ☐
Other ☐ Pressure _____ psi Test Temp. _____ °F

NOTE: Supplemental sheets in form of lists, sketches, or drawings may be used, provided (1) size is 8½ in. X 11 in., (2) information in items 1 through 6 on this report is included on each sheet, and (3) each sheet in numbered and the number of sheet is recorded at the top of this form.

FORM NIS-2 (Back)

9. Remarks VT-3 performed on hanger after snubber replacement.

Applicable Manufacturer's Data Reports to be attached.

N1 - See N-5 Data Report for Code Cases

CERTIFICATION OF COMPLIANCE

We certify that the statements made in the report are correct and this replacement conforms to the rules of the
ASME Code, Section XI.
repair or replacement

Type Code System Stamp N/A

Certificate of Authorization No. N/A

Expiration Date N/A

Signed [Signature]
Owner or Owner's Designee, Title

[Signature] Equipment Performance Supervisor

Date 10/16/01

CERTIFICATE OF INSERVICE INSPECTION

I, the undersigned, holding a valid commission issued by the National Board of Boiler and Pressure Vessel Inspectors and the State or Province of North Carolina and employed by Hartford Steam Boiler Inspection and Insurance Company of One State Street, Hartford, Connecticut 06102 have inspected the components described in this Owner's Report during the period of 05-13-00 to 12-14-01, and state that to the best of my knowledge and belief, the Owner has performed examinations and taken corrective measures described in this Owner's Report in accordance with the requirements of the ASME Code, Section XI.

By signing this certification neither the Inspector nor his employer makes any warranty, expressed or implied, concerning the examinations and corrective measures described in this Owner's Report. Furthermore, neither the Inspector nor his employer shall be liable in any manner for any personal injury or property damage or a loss of and kind arising from or connected with this inspection.

[Signature]
Inspector's Signature

Commissions NCAAA NEAS

National Board, State, Province, and Endorsements

Date 11-6-01

FORM NIS-2 OWNER'S REPORT FOR REPAIRS OR REPLACEMENTS
As Required by the Provisions of the ASME Code Section XI

1. Owner Carolina Power & Light Company Date 01/04/02
P.O. Box 1551, Raleigh, N.C. 27602-1551 Sheet 1 of 2
Address
2. Plant Shearon Harris Nuclear Power Plant Unit 1
Name
P.O. Box 165, New Hill, N.C. 27562-0165 WO# 88620
Address Repair Organization P.O. No., Job No., etc.
3. Work Performed By Carolina Power & Light Company Type Code Symbol Stamp N/A
Name Authorization No. N/A
4. Identification of System RC - Reactor Coolant
- 5 (a) Applicable Construction Code ASME Section III 1974 Edition, Winter '76 Addenda, See N1 Code Case
(b) Applicable Edition of Section XI Utilized for Repairs or Replacement 1989, Addenda N/A
6. Identification of Components Repaired or Replaced and Replacement Components

Name of Component	Name of Manufacture	Manufacture Serial No.	National Board No.	Other Identification	Year Built	Repaired, Replaced, Or Replacement	ASME Code Stamped (Yes or No)
PZR Safety Valve	Crosby Valve & Gage Company	N56964-00-0050	222	PN# 728-527-67	Unknown	Replaced	Yes
PZR Safety Valve	Crosby Valve & Gage Company	N56964-00-0088	374	PN# 728-527-67	Unknown	Replacement	Yes

7. Description of Work: Replaced PZR Safety valve 1RC-125.
8. Tests Conducted: Hyrostatic ☐ Pneumatic ☐ Nominal Operation Pressure ☒
Other ☐ Pressure _____psi Test Temp. _____°F

NOTE: Supplemental sheets in form of lists, sketches, or drawings may be used, provided (1) size is 8½ in. X 11 in., (2) information in items 1 through 6 on this report is included on each sheet, and (8) each sheet in numbered and the number of sheet is recorded at the top of this form.

FORM NIS-2 (Back)

9. Remarks VT-2 performed after valve replacement.

Applicable Manufacturer's Data Reports to be attached.

N1 - See N-5 Data Report for Code Cases

CERTIFICATION OF COMPLIANCE

We certify that the statements made in the report are correct and this replacement conforms to the rules of the
ASME Code, Section XI. repair or replacement

Type Code System Stamp N/A

Certificate of Authorization No. N/A

Expiration Date N/A

Signed [Signature]
Owner or Owner's Designee, Title

for Equipment Performance Supervisor

Date 1/4/02

CERTIFICATE OF INSERVICE INSPECTION

I, the undersigned, holding a valid commission issued by the National Board of Boiler and Pressure Vessel Inspectors and the State or Province of North Carolina and employed by Hartford Steam Boiler Inspection and Insurance Company of One State Street, Hartford, Connecticut 06102 have inspected the components described in this Owner's Report during the period of 05/13/00 to 12/14/01, and state that to the best of my knowledge and belief, the Owner has performed examinations and taken corrective measures described in this Owner's Report in accordance with the requirements of the ASME Code, Section XI.

By signing this certification neither the Inspector nor his employer makes any warranty, expressed or implied, concerning the examinations and corrective measures described in this Owner's Report. Furthermore, neither the Inspector nor his employer shall be liable in any manner for any personal injury or property damage or a loss of and kind arising from or connected with this inspection.

[Signature]
Inspector's Signature

Commissions NC 1444 NIAB

National Board, State, Province, and Endorsements

Date 1-16-02

CROSBY**CROSBY VALVE & GAGE COMPANY**
WRENTHAM, MASSFORM NV-1 FOR SAFETY AND SAFETY RELIEF VALVES
As required by the Provisions of the ASME Code Rules

Q.C.-44C

DATA REPORT
Safety and Safety Relief Valves

1. Manufactured By Crosby Valve & Gage Co., 43 Kendrick St., Wrentham, MA 02093
Name and Address
- Model No. HB-BP-86 Order No. N303167 Contract Date 4-4-73 National Board No. 374
Westinghouse Electric Corp., Nuclear Energy Systems
2. Manufactured For P.O. Box 355, Pittsburgh, PA 15230 Order No. 546-CCK-178367-BN
Name and Address
3. Owner Carolina Power & Light Co., Shearon Harris Nuclear Power Plant #3
Name and Address
4. Location of Plant Bonsal, North Carolina
5. Valve Identification 6RV88MSB Serial No. N56964-00-0088 Drawing No. DS-C-56964 Rev. C
- Type Safety Orifice Size M Pipe Size - Inlet 6 Outlet 6
Safety, Safety Relief, Pilot, Power Actuated Inch Inch Inch Inch
6. Set Pressure (PSIG) 2485 650 F
Rel. Temp. Temperature
- Stamped Capacity 420006 LBS./HR. SAT. @ 3 % Overpressure Blowdown (PSIG)
- Hydrostatic Test (PSIG) Inlet 4575 Complete Valve 750 PSIG
7. The material, design, construction and workmanship comply with ASME Code, Section III.
- Class 1 Edition 1971, Addenda Date Winter 1972, Case No. _____

Pressure Containing or Pressure Retaining Components

	Serial No. Identification	Material Specification Including Type or Grade
a. Castings		
Body	<u>N90490-44-0100</u>	<u>ASME SA182 Gr. F316</u>
Bonnet	<u>N90353-44-0115</u>	<u>ASME SA105</u>
b. Bar Stock and Forgings		
Holder <u>K57220-42-0098</u>	<u>N90553-47-0112</u>	<u>ASTM A637-70 Gr. 718</u>
Support Blocks	<u>N90555-45-0102</u>	<u>ASME SA637 Gr. 718</u>
Nozzle	<u>N90349-47-0131</u>	<u>ASME SA182 Gr. F316</u>
Disc <u>K57220-42-0098</u>	<u>N90350-42-0255</u>	<u>Haynes Stellite Alloy #6B</u>
Spring Washers	<u>N90350-40-0238</u>	<u>ASME SA105 C-1029</u>
Adjusting Bolt	<u>N90351-43-0132</u>	<u>ASTM A193-70 Gr. B6</u>
Spindle <u>K56381-44-0138</u>	<u>N90354-46-0132</u>	<u>ASME SA193 Gr. B6</u>
		<u>ASTM A193-73 Gr. B6 Type 410</u>
		<u>ASME SA193 Gr. B6 Type 410</u>

3-8, A. 178367-13

	Serial No. or Identification	Material Specification Including Type or Grade
c. Spring	<u>NX2761-0147</u>	<u>ASTM A304 51B60H</u>
d. Bolting		
e. Other Parts such as Pilot Components		
STUD	<u>N90488-1232 thru 1243</u>	<u>ASME SA453 Gr.660</u>
NUT	<u>N90489-1227 thru 1238</u>	<u>ASTM A193-70 Gr. B6</u>

We certify that the statements made in this report are correct.

Date 9-6 19 77 Signed Crosby Valve & Gage Co. By [Signature]
Manufacturer

Certificate of Authorization No. 926 expires October 28, 1977

CERTIFICATE OF SHOP INSPECTION

I, the undersigned, holding a valid commission issued by the National Board of Boiler and Pressure Vessel Inspectors and the State or Province of Mass. and employed by Factory Mutual Systems*, Norwood, Mass. have inspected the equipment described in this Data Report on 9-20 19 77 and state that to the best of my knowledge and belief, the Manufacturer has constructed this equipment in accordance with the applicable Subsections of ASME Section III.

By signing this certificate, neither the Inspector nor his employer makes any warranty, expressed or implied, concerning the equipment described in this Data Report. Furthermore, neither the Inspector nor his employer shall be liable in any manner for any personal injury or property damage or a loss of any kind arising from or connected with this inspection.

Date 9-20 19 77
[Signature] (Inspector) Commissions NB 7325
National Board, State, Province and No.)

*Arkwright-Boston Manufacturers Mutual Insurance Company - Mutual Boiler & Machinery Division.

3-3 Q.A. 178367-13

FORM NIS-2 OWNER'S REPORT FOR REPAIRS OR REPLACEMENTS
As Required by the Provisions of the ASME Code Section XI

1. Owner Carolina Power & Light Company Date 03/11/02
P.O. Box 1551, Raleigh, N.C. 27602-1551 Sheet 1 of 2
Address
2. Plant Shearon Harris Nuclear Power Plant Unit 1
Name
P.O. Box 165, New Hill, N.C. 27562-0165 WO# 88662
Address Repair Organization P.O. No., Job No., etc.
3. Work Performed By Carolina Power & Light Company Type Code Symbol Stamp N/A
Name Authorization No. N/A

4. Identification of System RC - Reactor Coolant
- 5 (a) Applicable Construction Code ASME Section III 1974 Edition, Winter '76 Addenda, See N1 Code Case
(b) Applicable Edition of Section XI Utilized for Repairs or Replacement 1989, Addenda N/A

6. Identification of Components Repaired or Replaced and Replacement Components

Name of Component	Name of Manufacture	Manufacture Serial No.	National Board No.	Other Identification	Year Built	Repaired, Replaced, Or Replacement	ASME Code Stamped (Yes or No)
Cartridge Seal Capscrews	Westinghouse	Unknown	N/A	PN# 726-146-05	Unknown	Replaced	No
Cartridge Seal Capscrews	Westinghouse	Unknown	N/A	W PN# 4936A90H20 PO# W164608	Unknown	Replacement	No

7. Description of Work: Repalced three Cartridge Seal Socket Head Capscrews on "C" RCP.

8. Tests Conducted: Hyrostatic ☐ Pneumatic ☐ Nominal Operation Pressure ☐
Other ☐ Pressure _____psi Test Temp. _____°F

NOTE: Supplemental sheets in form of lists, sketches, or drawings may be used, provided (1) size is 8½ in. X 11 in., (2) information in items 1 through 6 on this report is included on each sheet, and (3) each sheet in numbered and the number of sheet is recorded at the top of this form.

FORM NIS-2 (Back)

9. Remarks VT-1 performed on replacement cartridge seal capscrews.

Applicable Manufacturer's Data Reports to be attached.

N1 - See N-5 Data Report for Code Cases

CERTIFICATION OF COMPLIANCE

We certify that the statements made in the report are correct and this replacement conforms to the rules of the
ASME Code, Section XI. repair or replacement

Type Code System Stamp N/A

Certificate of Authorization No. N/A

Expiration Date N/A

Signed

Owner or Owner's Designee, Title

Equipment Performance Supervisor

Date 3/11/02

CERTIFICATE OF INSERVICE INSPECTION

I, the undersigned, holding a valid commission issued by the National Board of Boiler and Pressure Vessel Inspectors and the State or Province of North Carolina and employed by Hartford Steam Boiler Inspection and Insurance Company of One State Street, Hartford, Connecticut 06102 have inspected the components described in this Owner's Report during the period of 05/13/00 to 12/14/01, and state that to the best of my knowledge and belief, the Owner has performed examinations and taken corrective measures described in this Owner's Report in accordance with the requirements of the ASME Code, Section XI.

By signing this certification neither the Inspector nor his employer makes any warranty, expressed or implied, concerning the examinations and corrective measures described in this Owner's Report. Furthermore, neither the Inspector nor his employer shall be liable in any manner for any personal injury or property damage or a loss of and kind arising from or connected with this inspection.

Inspector's Signature

Commissions NC 1444 NIAB

National Board, State, Province, and Endorsements

Date

3/12/02

FORM NIS-2 OWNER'S REPORT FOR REPAIRS OR REPLACEMENTS
As Required by the Provisions of the ASME Code Section XI

1. Owner Carolina Power & Light Company Date 03/11/02
P.O. Box 1551, Raleigh, N.C. 27602-1551 Sheet 1 of 2
Address
2. Plant Shearon Harris Nuclear Power Plant Unit 1
Name
P.O. Box 165, New Hill, N.C. 27562-0165 WO# 89751
Address Repair Organization P.O. No., Job No., etc.
3. Work Performed By Carolina Power & Light Company Type Code Symbol Stamp N/A
Name Authorization No. N/A
4. Identification of System RC - Reactor Coolant
- 5 (a) Applicable Construction Code ASME Section III 1974 Edition, Winter '76 Addenda, See N1 Code Case
(b) Applicable Edition of Section XI Utilized for Repairs or Replacement 1989, Addenda N/A
6. Identification of Components Repaired or Replaced and Replacement Components

Name of Component	Name of Manufacture	Manufacture Serial No.	National Board No.	Other Identification	Year Built	Repaired, Replaced, Or Replacement	ASME Code Stamped (Yes or No)
#1 Seal Housing Capscrews	Westinghouse	5828, 5823, 5785	N/A	PN# 725-750-46	Unknown	Replaced	No
#1 Seal Housing Capscrews	Westinghouse	3996, 3975, 3962	N/A	W PN# 4934A79H16 PO# W195964	Unknown	Replacement	No

7. Description of Work: Repalced three #1 Seal Housing Capscrews on "B" RCP.

8. Tests Conducted: Hyrostatic ☐ Pneumatic ☐ Nominal Operation Pressure ☐
Other ☐ Pressure _____ psi Test Temp. _____ °F

NOTE: Supplemental sheets in form of lists, sketches, or drawings may be used, provided (1) size is 8½ in. X 11 in., (2) information in items 1 through 6 on this report is included on each sheet, and (3) each sheet in numbered and the number of sheet is recorded at the top of this form.

FORM NIS-2 (Back)

9. Remarks VT-1 performed on replacement #1 seal housing capscrews.

Applicable Manufacturer's Data Reports to be attached.

N1 - See N-5 Data Report for Code Cases

CERTIFICATION OF COMPLIANCE

We certify that the statements made in the report are correct and this replacement conforms to the rules of the
repair or replacement

ASME Code, Section XI.

Type Code System Stamp N/A

Certificate of Authorization No. N/A

Expiration Date N/A

Signed [Signature]
Owner or Owner's Designee, Title

[Signature] Equipment Performance Supervisor Date 3/11/02

CERTIFICATE OF INSERVICE INSPECTION

I, the undersigned, holding a valid commission issued by the National Board of Boiler and Pressure Vessel Inspectors and the State or Province of North Carolina and employed by Hartford Steam Boiler Inspection and Insurance Company of One State Street, Hartford, Connecticut 06102 have inspected the components described in this Owner's Report during the period of 05/13/00 to 12/14/01, and state that to the best of my knowledge and belief, the Owner has performed examinations and taken corrective measures described in this Owner's Report in accordance with the requirements of the ASME Code, Section XI.

By signing this certification neither the Inspector nor his employer makes any warranty, expressed or implied, concerning the examinations and corrective measures described in this Owner's Report. Furthermore, neither the Inspector nor his employer shall be liable in any manner for any personal injury or property damage or a loss of and kind arising from or connected with this inspection.

[Signature]
Inspector's Signature

Commissions NC 1444 NIAB

National Board, State, Province, and Endorsements

Date 3/12/02

WO# 104657-03
R/R# 01-01-129
ASME XI, CLASS 1

FORM NIS-2 OWNER'S REPORT FOR REPAIRS OR REPLACEMENTS
As Required by the Provisions of the ASME Code Section XI

1. Owner Carolina Power & Light Company Date 11/13/01
P.O. Box 1551, Raleigh, N.C. 27602-1551 Sheet 1 of 2
Address
2. Plant Shearon Harris Nuclear Power Plant Unit 1
Name
P.O. Box 165, New Hill, N.C. 27562-0165 WO# 104657-03
Address Repair Organization P.O. No., Job No., etc.
Type Code Symbol Stamp N/A
3. Work Performed By Carolina Power & Light Company Authorization No. N/A
Name
4. Identification of System RC - Reactor Coolant
- 5 (a) Applicable Construction Code ASME Section III 1974 Edition, Winter '76 Addenda, See N1 Code Case
(b) Applicable Edition of Section XI Utilized for Repairs or Replacement 1989, Addenda N/A
6. Identification of Components Repaired or Replaced and Replacement Components

Name of Component	Name of Manufacture	Manufacture Serial No.	National Board No.	Other Identification	Year Built	Repaired, Replaced, Or Replacement	ASME Code Stamped (Yes or No)
Coloc Nut	Coloc Industries	NA	N/A	Part# 514-108-01 PO# 1047001	Unknown	Replacement	No

7. Description of Work: Replaced coloc nut on hanger RC-H-236.
8. Tests Conducted: Hyrostatic ☐ Pneumatic ☐ Nominal Operation Pressure ☐
Other ☐ Pressure _____ psi Test Temp. _____ °F

NOTE: Supplemental sheets in form of lists, sketches, or drawings may be used, provided (1) size is 8½ in. X 11 in., (2) information in items 1 through 6 on this report is included on each sheet, and (3) each sheet is numbered and the number of sheet is recorded at the top of this form.

FORM NIS-2 (Back)

9. Remarks VT-3 performed after coloc nut was replaced.

Applicable Manufacturer's Data Reports to be attached.

N1 - See N-5 Data Report for Code Cases

CERTIFICATION OF COMPLIANCE

We certify that the statements made in the report are correct and this replacement conforms to the rules of the
ASME Code, Section XI. repair or replacement

Type Code System Stamp N/A

Certificate of Authorization No. N/A

Expiration Date N/A

Signed [Signature]
Owner or Owner's Designee, Title

[Signature] Equipment Performance Supervisor Date 11/13/01

CERTIFICATE OF INSERVICE INSPECTION

I, the undersigned, holding a valid commission issued by the National Board of Boiler and Pressure Vessel Inspectors and the State or Province of North Carolina and employed by Hartford Steam Boiler Inspection and Insurance Company of One State Street, Hartford, Connecticut 06102 have inspected the components described in this Owner's Report during the period of 05/13/00 to 12/14/01, and state that to the best of my knowledge and belief, the Owner has performed examinations and taken corrective measures described in this Owner's Report in accordance with the requirements of the ASME Code, Section XI.

By signing this certification neither the Inspector nor his employer makes any warranty, expressed or implied, concerning the examinations and corrective measures described in this Owner's Report. Furthermore, neither the Inspector nor his employer shall be liable in any manner for any personal injury or property damage or a loss of and kind arising from or connected with this inspection.

[Signature]
Inspector's Signature

Commissions NC 1444 NIAB

National Board, State, Province, and Endorsements

Date 11-14-01

SGRP

WR/JO NUMBER	TAG	ESR NUMBER	ASME CODE CLASS	REPAIR OR REPLACEMENT
88568	RCS PIPE	97-00810	1	REPLACEMENT
88568	TIE RODS	97-00810	1	REPLACEMENT
88568	SG	97-00810	1	REPLACEMENT
90104	AFW SUP	97-00807	2	REPLACEMENT
90104	AFW PIPE	97-00807	2	REPLACEMENT
90104	MS PIPE	97-00807	2	REPLACEMENT
90208	BD PIPE	97-00808	2	REPLACEMENT
90208	BD PIPE	97-00808	2	REPLACEMENT
90208	BD PIPE	97-00808	2	REPLACEMENT
90208	BD PIPE	97-00808	2	REPLACEMENT
90208	BD PIPE	97-00808	2	REPLACEMENT
90208	BD PIPE	97-00808	2	REPLACEMENT
90208	BD PIPE	97-00808	2	REPLACEMENT
90208	BD PIPE	97-00808	2	REPLACEMENT
90208	BD PIPE	97-00808	2	REPLACEMENT
90208	BD PIPE	97-00808	2	REPLACEMENT
90208	BD PIPE	97-00808	2	REPLACEMENT
90208	BD PIPE	97-00808	2	REPLACEMENT
90208	BD SUP	97-00808	2	REPLACEMENT
90208	BD SUP	97-00808	2	REPLACEMENT
88568	SG ULS	97-00810	2	REPLACEMENT
90104	FW PIPE	97-00807	2	REPLACEMENT
90104	FW SUP	97-00807	2	REPLACEMENT
88568	SG LLS	97-00810	2	REPLACEMENT

FORM NIS-2 OWNER'S REPORT FOR REPAIRS OR REPLACEMENTS
As Required by the Provisions for the ASME Code Section XI

1. Owner: Carolina Power & Light Date: 12/24/01
Name
P.O. Box 1551, Raleigh, N.C. 27602-1551 Sheet 1 of 4
Address
2. Plant: Shearon Harris Nuclear Power Plant Unit 1
Name
P.O. Box 165, New Hill, N.C. 27562-0165 23638
Address Repair Organization P.O. No., Job No., etc
3. Work Performed by: Becon Construction Type Code Symbol Stamp N/A
Name
P.O. Box 9, New Hill, N.C. 27562 Authorization No. N/A
Address Expiration Date N/A

4. Identification of System: RCS CROSSOVER LEG SUPPORT
5. (a) Applicable Construction Code: ASME Sec III Edition 1974 Addenda Winter 76 Code case N/A
- (b) Applicable Edition of Section XI Utilized for Repairs or Replacements: 1989 Addenda N/A
6. Identification of Components Repaired or Replaced and Replacement Components

Name of Component	Name of Manufacturer	Manufacturer Serial No.	National Board No.	Other Identification:	Year Built	Repaired Replaced Or Replacement	ASME Code Stamped Yes/No
See attached							

7. Description of Work: The existing RCS Crossover Leg Supports were modified during Steam Generator replacement by cutting out the existing welded shims. Following shim removal from the support structures, the supports were drilled and tapped to receive angle steel at each horizontal and vertical location. The angles provided a base for the two bolted shims which were installed across the supports at each horizontal and vertical location. One shim in each stack was tapered to provide a flat surface and additional shims of various sizes were then installed to provide the desired gap at cold conditions. Hot Gap Testing was performed at approximately 195°F, 345°F, 450°F and 557°F to ensure that the desired gaps were achieved at normal operating temperatures.

8. Tests Conducted: Hydrostatic ☐ Pneumatic ☐ Nominal Operating Pressure ☐
Other ☐ Pressure _____ psi Test Temp. _____ °F

NOTE: Supplemental sheets in form of lists, sketches, or drawings may be used, provided (1) size is 8 ½ in. x 11 in., (2) information in items 1 through 6 on this report is included on each sheet, and (3) each sheet is numbered and the number of sheets is recorded at the top of this form. (12/82)

Form NIS-2

Sheet 2 of 4

9. Remarks Reference line 6 for code data reports.
Applicable Manufacturer's Data Reports to be attached

VT-3 was performed after the RCS crossover leg restraints were modified.

CERTIFICATE OF COMPLIANCE

We certify that the statements made in the report are correct and this replacement conforms to the rules of the
ASME Code, Section XI.
repair or replacement

Type Code Symbol Stamp N/A

Certificate of Authorization No. N/A Expiration Date N/A

Signed [Signature] for Equipment Performance Supervisor Date 1/11, 20 02
Owner or Owner's Designee, Title

CERTIFICATE OF INSERVICE INSPECTION

I, the undersigned, holding a valid commission issued by the National Board of Boiler and Pressure Vessel Inspectors and the State or Province of North Carolina and employed by Hartford Steam Boiler Inspection and Insurance Company of One State Street, Hartford, Connecticut 06102 have inspected the components described in this Owner's Report during the period 05-13-00 to 12-14-01, and state that to the best of my knowledge and belief, the Owner has performed examinations and taken corrective measures described in this Owner's Report in accordance with the requirements of the ASME Code, Section XI.

By signing this certificate, neither the Inspector nor his employer makes any warranty, expressed or implied, concerning the examinations and corrective measures described in this Owner's Report. Furthermore, neither the Inspector nor his employer shall be liable in any manner for any personal injury or property damage or a loss of any kind arising from or connected with this inspection.

[Signature] Commissions NC 1444NIAB
Inspector's Signature National Board, State, Province, and Endorsements

Date 1-17 20 02

FORM NIS-2 OWNER'S REPORT FOR REPAIRS OR REPLACEMENTS

Continuation Sheet

Sheet 3 of 4

Name of Component	Name of Manufacturer	Manufacturer Serial No.	National Board No.	Other Identification:	Year Built	Repaired Replaced Or Replacement	ASME Code Stamped Yes/No
Angle 6" x 4"	Nucor steel	N/A	N/A	HT# 606651 ASTM A36	Unk	Replacement	No
5/8"-11 UNC-2A X 1 1/2" LG. Heavy Hex Structural Bolt	Unytite, inc.	N/A	N/A	HT# L02260 ASTM A326	Unk	Replacement	No
5/8-11UNC-2A X 3 Heavy Hex Structural Bolt With 2 1/2" Thread Length	T & T Enterprises	N/A	N/A	HT# 8990617 ASTM 325 TYPE 1	Unk	Replacement	NO
5/8-11 UNC-2B, Heavy Hex Nut	Unytite, Inc.	N/A	N/A	LOT# 0040036825 HT# S28833 ASTM A-563 GR DH	Unk	Replacement	No
5/8" Standard Flat Circular Washer	Prestige Stamping, Inc.	N/A	N/A	HT# 187534 ASTM F436	Unk	Replacement	No
Plate 1 1/4"	CitiSteel USA Incorp.	N/A	N/A	HT# 10469 ASTM A36	Unk	Replacement	No
Plate 1"	Kenilworth Steel Co.	N/A	N/A	HT# Y08953 ASTM A36	Unk	Replacement	No
5/8"-11 UNC 2B Heavy Hex Nut	Nova Machine Products Corporation	N/A	N/A	HT# B87035 ASTM-194 Gr. 2H	Unk	Replacement	No
5/8" x 3 1/2" Structural Bolt	Provided by CP&L	N/A	N/A	Lot 73652752 ASTM A-325	Unk	Replacement	No
Plate 3/4"	Kenilworth Steel Co.	N/A	N/A	HT # D02407 ASTM-A36	Unk	Replacement	No
Plate 1/2 x 6	Roanoke Electric Steel Corp..	N/A	N/A	HT# JC3653 ASTM A-36	Unk	Replacement	No
Plate 1/4"	Bethlehem Steel	N/A	N/A	HT# T0286 ASTM-A36	Unk	Replacement	No

FORM NIS-2 OWNER'S REPORT FOR REPAIRS OR REPLACEMENTS
As Required by the Provisions for the ASME Code Section XI

1. Owner: Carolina Power & Light Date: 12/24/01
Name _____
P.O. Box 1551, Raleigh, N.C. 27602-1551 Sheet 1 of 2
Address _____
2. Plant: Shearon Harris Nuclear Power Plant Unit 1
Name _____
P.O. Box 165, New Hill, N.C. 27562-0165 23638
Address _____ Repair Organization P.O. No., Job No., etc _____
3. Work Performed by: Becon Construction Type Code Symbol Stamp N/A
Name _____
P.O. Box 9, New Hill, N.C. 27562 Authorization No. N/A
Address _____ Expiration Date N/A
4. Identification of System: RCP Tie Rod, Loops "A", "B", "C"
5. (a) Applicable Construction Code: ASME Sec. III Edition 1974 Addenda Winter 1976 Code Case N/A

(b) Applicable Edition of Section XI Utilized for Repairs or Replacements: 1989 Addenda N/A

6. Identification of Components Repaired or Replaced and Replacement Components

Name of Component	Name of Manufacturer	Manufacturer Serial No.	National Board No.	Other Identification:	Year Built	Repaired Replaced Or Replacement	ASME Code Stamped Yes/No
8" Ø Sch. 80 Pipe	PROVIDED BY CP&L	P/N 51414555, REQ 334	N/A	HT# C04644	UNK	Replacement	No

7. Description of Work: The TRB-1 and TRB-2 RCP Tie Rod Ends were modified during the Steam Generator Replacement. The TRB-1 tie rods were modified by machining the pins which connect the tie rods to the end brackets. This established the desired cold gap measurement at the loops "A" and "C". Loop "B" required installation of a crescent shaped shim to achieve the desired gap at the top of the pin in addition to the machining of the pin. The TRB-2 Tie Rods Ends on each loop received crescent shaped shims at the top and bottom of the bracket at each loop. VT and MT inspections were performed on each modified component. TRB-3 Tie Rod Ends received no modifications, however, Hot Gap Testing was performed at approximately 195°F, 345°F, 450°F and 557°F to ensure that the desired gaps were achieved at normal operating temperatures.

8. Tests Conducted: Hydrostatic ☐ Pneumatic ☐ Nominal Operating Pressure ☐
Other ☐ Pressure _____ psi Test Temp. _____ °F

NOTE: Supplemental sheets in form of lists, sketches, or drawings may be used, provided (1) size is 8 1/2 in. x 11 in., (2) information in items 1 through 6 on this report is included on each sheet, and (3) each sheet is numbered and the number of sheets is recorded at the top of this form. (12/82)

Form NIS-2

Sheet 2 of 2

9. Remarks Reference line 6 for code data reports.

Applicable Manufacturer's Data Reports to be attached

VT-3 performed after RCP Tie Rod modification.

CERTIFICATE OF COMPLIANCE

We certify that the statements made in the report are correct and this replacement conforms to the rules of the
repair or replacement

ASME Code, Section XI.

Type Code Symbol Stamp N/A

Certificate of Authorization No. N/A Expiration Date N/A

Signed

[Signature] Equipment Performance Supervisor
Owner or Owner's Designee, Title

Date 1/11, 20 02

CERTIFICATE OF INSERVICE INSPECTION

I, the undersigned, holding a valid commission issued by the National Board of Boiler and Pressure Vessel Inspectors and the State or Province of North Carolina and employed by Hartford Steam Boiler Inspection and Insurance Company of One State Street, Hartford, Connecticut 06102 have inspected the components described in this Owner's Report during the period 05-13-00 to 12-14-01, and state that to the best of my knowledge and belief, the Owner has performed examinations and taken corrective measures described in this Owner's Report in accordance with the requirements of the ASME Code, Section XI.

By signing this certificate, neither the Inspector nor his employer makes any warranty, expressed or implied, concerning the examinations and corrective measures described in this Owner's Report. Furthermore, neither the Inspector nor his employer shall be liable in any manner for any personal injury or property damage or a loss of any kind arising from or connected with this inspection.

[Signature]
Inspector's Signature

Commissions NC 1444NIAB

National Board, State, Province, and Endorsements

Date 1-17 20 02

REPAIR/REPLACEMENT SYNOPSIS

Attachment 1
Sheet 1 of 1

DATE 02/13/02, REV. 0

Repair ☐ Replacement ☒
Suitability Evaluation Required ☒ Yes ☐ No

R/R No. 01-01-203

ESR No. 97-00810

W/O No. 88568

1. SYSTEM NAME RC - Reactor Coolant

NB No. 55

CONSTRUCTION CODE ASME Section III

Edition 1974

Addenda W76

Code Class 1

CODE CASE See N-5 Data Report

2. COMPONENT NAME Steam Generator

Tag No. 1SG-E001, E002, E003

OLD COMPONENT

NEW COMPONENT

P.O. No./Catalog ID.

P.O. No./Catalog ID.

Year Built 1976

Code Stamp Yes

Year Built 1998

Code Stamp Yes

Const. Code ASME III

Edition 1971

Addenda S72

Const. Code ASME III

Edition 1986

Addenda N/A

Code Class 1

Code Cases See #3

Code Class 1

Code Cases See #3

NB No. "A" - W11304, "B" - 11309, "C" - 11307

NB No. "A" - 63, "B" - 64, "C" - 65

Manufacture Name Westinghouse

Manufacture Name Westinghouse

Manufacture Serial No. 1631, 1632, and 1633

Manufacture Serial No. 12243, 12244, and 12245

3. DESCRIPTION OF WORK Replaced A, B and C steam generators. The new generators were recociled per ESR 97-00810. Therefore, suitable for replacement. Code Cases used for replaced generators are NB4642, NB4643, 1484, 1493-1, and 1355. Code Cases used for replacement generators are N-20-3, N474-1, N2142, and N-2143.

4. PRESERVICE INSPECTION REQUIREMENT

☒ MT - Mag. Part. Complete ☒
☐ PT - Penetrant Complete ☐
☐ RT - Radiography Complete ☐
☒ UT - Ultrasonics Complete ☒
☒ VT-2 Visual Complete ☒

5. PROGRAM UPDATES REQUIRED

ISI ☒ Supports ☐
IST ☐ ILRT/LLRT ☐
FAC ☐ Other _____
Check Valve ☐

6. SYSTEM PRESSURE TEST REQUIREMENT

☒ Leakage
☐ Functional
☐ Inservice
☐ Hydrostatic
☐ Pneumatic

Nominal Operating Pressure ☒ Yes ☐ No

Elevated Pressure N/A psi

Test Temperature N/A °F

Applic. Code Ref. (or Code Case) N/A

7. ANI/ANII Review 6/27/01

Pre Work Status 06/28/01

Work Complete 11/16/01

8. NIS-2 Prepared 02/13/02

ANI/ANII 3/11/02

In Package 3/12/02

Note: Upon completion of the document, it is a completed QA record and is to be transmitted in accordance with RDC-NGGC-0001.

FORM NIS-2 OWNER'S REPORT FOR REPAIRS OR REPLACEMENTS
As Required by the Provisions of the ASME Code Section XI

1. Owner Carolina Power & Light Company Date 02/13/02
P.O. Box 1551, Raleigh, N.C. 27602-1551 Sheet 1 of 2
Address
2. Plant Shearon Harris Nuclear Power Plant Unit 1
Name
P.O. Box 165, New Hill, N.C. 27562-0165 WO# 88568
Address Repair Organization P.O. No., Job No., etc.
3. Work Performed By Carolina Power & Light Company Type Code Symbol Stamp N/A
Name Authorization No. N/A

4. Identification of System RC - Reactor Coolant

- 5 (a) Applicable Construction Code ASME Section III 1974 Edition, Winter '76 Addenda, See N1 Code Case
(b) Applicable Edition of Section XI Utilized for Repairs or Replacement 1989, Addenda N/A

6. Identification of Components Repaired or Replaced and Replacement Components

Name of Component	Name of Manufacture	Manufacture Serial No.	National Board No.	Other Identification	Year Built	Repaired, Replaced, Or Replacement	ASME Code Stamped (Yes or No)
Steam Generator	Westinghouse	1631	W11304	SG-A	1976	Replaced	Yes
Steam Generator	Westinghouse	1632	W11309	SG-B	1976	Replaced	Yes
Steam Generator	Westinghouse	1633	W11307	SG-C	1976	Replaced	Yes
Steam Generator	Westinghouse	12243	63	SG-A	1998	Replacement	Yes
Steam Generator	Westinghouse	12244	64	SG-B	1998	Replacement	Yes
Steam Generator	Westinghouse	12245	65	SG-C	1998	Replacement	Yes

7. Description of Work: Replaced A, B and C Steam Generators.

8. Tests Conducted: Hydrostatic ☐ Pneumatic ☐ Nominal Operation Pressure ☒
Other ☐ Pressure _____psi Test Temp. _____°F

NOTE: Supplemental sheets in form of lists, sketches, or drawings may be used, provided (1) size is 8½ in. X 11 in., (2) information in items 1 through 6 on this report is included on each sheet, and (3) each sheet is numbered and the number of sheet is recorded at the top of this form.

FORM NIS-2 (Back)

9. Remarks Performed ASME XI preservice examination on new steam generators including VT-2.
Applicable Manufacturer's Data Reports to be attached.

N1 - See N-5 Data Report for Code Cases

CERTIFICATION OF COMPLIANCE

We certify that the statements made in the report are correct and this replacement conforms to the rules of the
ASME Code, Section XI. repair or replacement

Type Code System Stamp N/A

Certificate of Authorization No. N/A

Expiration Date N/A

Signed

[Signature]
Owner or Owner's Designee, Title

[Signature] Equipment Performance Supervisor

Date 2/13/02

CERTIFICATE OF INSERVICE INSPECTION

I, the undersigned, holding a valid commission issued by the National Board of Boiler and Pressure Vessel Inspectors and the State or Province of North Carolina and employed by Hartford Steam Boiler Inspection and Insurance Company of One State Street, Hartford, Connecticut 06102 have inspected the components described in this Owner's Report during the period of 05/13/00 to 12/14/01, and state that to the best of my knowledge and belief, the Owner has performed examinations and taken corrective measures described in this Owner's Report in accordance with the requirements of the ASME Code, Section XI.

By signing this certification neither the Inspector nor his employer makes any warranty, expressed or implied, concerning the examinations and corrective measures described in this Owner's Report. Furthermore, neither the Inspector nor his employer shall be liable in any manner for any personal injury or property damage or a loss of and kind arising from or connected with this inspection.

[Signature]
Inspector's Signature

Commissions NC 1444 NIAB

National Board, State, Province, and Endorsements

Date 3/14/02



NATIONAL BOARD NO. 63
CERTIFIED BY PLANT NO. 5
WESTINGHOUSE ELECTRIC COMPANY
PENSACOLA PLANT
PENSACOLA, FLORIDA, USA

PRIMARY SIDE	SECONDARY SIDE
CHAMBER DESIGN 2485 PSIG 450°F	SHELL DESIGN 1185 PSIG 600°F
TUBE BUNDLE DESIGN 1600 PSIG 650°F	TUBE BUNDLE DESIGN 670 PSIG 650°F
SG3E-12243 1998	
MFG. SERIAL NO.	
YEAR BUILT	
EQUIPMENT NAME: NUCLEAR STEAM GENERATOR	
SPIN NO: COL-RC-PC-SG1	

FORM N-1 CERTIFICATE HOLDERS' DATA REPORT FOR NUCLEAR VESSELS*
As Required by the Provisions of the ASME Code, Section III, Division 1

Pg. 1 of 4

1. Manufactured and certified by Westinghouse Electric Company, Pensacola Plant No. 5
8301 Scenic Highway, Route 90, Pensacola, Florida 32514-7810
(Name and address of Certificate holder)
2. Manufactured for Carolina Power and Light Company, Shearon Harris Unit-1, Raleigh, North Carolina 29065
(Name and address of Purchaser)
3. Location of installation Shearon Harris Nuclear Power Plant, P.O. Box 165 State Road 1134
Newhill, NC 27562-01625
(Name and address)
4. Type: Vertical Steam Generator SG3L-12243 6149E35 Rev. 2 63 1998
(Type, or vert.) (Tank, jacketed, heat ex.) (Cert. holder's serial no.) (CRN) (Drawing no.) (Mat'l. Bd. no.) (Year built)
5. ASME Code, Section III, Division 1: 1986 None 1 N-20-3 N-474-1 N-2143
(Edition) (Addenda date) (Class) (Code Case no.)

Items 6-10 inclusive to be completed for single wall vessels, jackets of jacketed vessels, or shells of heat exchangers.

6. Shell: *1 *1 *1 *1 *1 67' 7/8" Total
(mat'l. spec. no.) (Tensile strength) (Nom. thickness (in.)) (Min. design thickness (in.)) (Ide. ID (ft. & in.)) (Length overall) (ft. & in.)
7. Seams: Double Butt Full Full 5
(Long.) (HT) (RT) (Eff. %) (Grth) (HT) (RT) (No. of courses)
8. Heads: SA-508 C13a 90 ksi N/A N/A
(a) mat'l. spec. no. (Tensile strength) (b) mat'l. spec. no. (Tensile strength)
- | | Location
(top, bottom, ends) | Thickness | Crown
Radius | Knuckle
Radius | Elliptical
Ratio | Conical
Apex Angle | Hemispherical
Radius | Flat
Diameter | Side to Pressure
(convex or concave) |
|-----|---------------------------------|-----------|-----------------|-------------------|---------------------|-----------------------|-------------------------|------------------|---|
| (a) | TOP | 3.85 | N/A | N/A | 2:1 | N/A | N/A | N/A | Concave |
| (b) | | | | | | | | | |
- If removable, bolts used N/A Other fastening N/A
(mat'l. spec. no., size, quantity) (Describe or attach sketch)

9. Jacket closure: Girth Weld - DBL Butt, Full P.W.H.T.; Full R.T.
(Describe as girth or weld, bar, etc. If bar, give dimensions, describe or sketch)
10. Design pressure 1185 PSIG at max. temp. 600 Min. pressure-test temp. 70 Pneu. hydro. or comb. test pressure 1482 PSI
(psig) (°F) (°F) (psig)

Items 11 and 12 to be completed for tube sections.

11. Tubesheets: SA-508 C1 3a 129.38" 22.70" Welded
(stationary, mat'l. spec. no.) (dia. in. (subject to press.)) (thickness (in.)) (attachment (welded, bolted))
12. Tubes: SB-163UNS06690 11/16" .040" Nom. 6307 U
(mat'l. spec. no.) (OD (in.)) (thickness (inches or gage)) (no.) (type (straight or U))

Items 13 to 16 inclusive to be completed for inner chambers of jacketed vessels, or channels of heat exchangers.

13. Shell: --- --- --- --- --- ---
(mat'l. spec. no.) (Tensile strength) (Nom. thickness (in.)) (Min. design thickness (in.)) (Ide. ID (ft. & in.)) (Length overall) (ft. & in.)
14. Seams: --- --- --- --- Girth Full Full ---
(Long. (welded, dbl., single)) (HT) (yes or no) (RT) (Eff. %) (Grth) (HT) (RT) (No. of courses)
15. Heads: SA-508 C13a 90 ksi --- ---
(a) mat'l. spec. no. (Tensile strength) (b) mat'l. spec. no. (Tensile strength) (c) mat'l. spec. no. (Tensile strength)
- | | Location | Thickness | Crown
Radius | Knuckle
Radius | Elliptical
Ratio | Conical
Apex Angle | Hemispherical
Radius | Flat
Diameter | Side to Pressure
(convex or concave) |
|-----------------------|----------|-----------|-----------------|-------------------|---------------------|-----------------------|-------------------------|------------------|---|
| (a) Top, bottom, ends | | | | | | | | | |
| (b) Channel | | 5.26" | --- | --- | --- | --- | 62.81" | --- | Concave |
| (c) Floating | | | | | | | | | |
- If removable, bolts used --- Other fastening ---
(mat'l. spec. no., size, quantity) (Describe or attach sketch)

16. Design pressure: 2485 PSIG at 650 Min. pressure-test temp. 70 Pneu. hydro. or comb. test pressure 3107 PSIG
(psig) (°F) (°F) (psig)

* If postweld heat treated. * List other internal or external pressure with coincident temperature when applicable.

* Supplemental information in form of lists, sketches, or drawings may be used provided (1) size is 8 1/2 x 11, (2) information in items 1 through 4 on this Data Report is included on each sheet, (3) each sheet is numbered and number of sheets is recorded at top of this form.

12.89;

This form (E00G38) may be obtained from the Order Dept., ASME, 22 Law Drive, Box 2300, Fairfield, NJ 07007-2300.

Certificate Holder's Serial No. SG3L-12243

17. Nozzles, inspection and safety valve openings:

Purpose (inlet, outlet, drain, etc.)	Quantity	Dia. or Size	Type	How Attached	Mat'l.	Thickness	Reinforcement Material	Location
*1	*1	*1	*1	*1	*1	*1	*1	*1

18. Supports: Skirt — Lugs — Legs — Other — Attached Integral with tube plate
(yes or no) (quantity) (quantity) (describe) (where & how)19. Remarks: None

CERTIFICATION OF DESIGN

Design specification certified by G. V. Smith P.E. State FL Reg. no. 0045390
Design report certified by C. A. Lockhart P.E. State FL Reg. no. 0044043

CERTIFICATE OF SHOP COMPLIANCE

We certify that the statements made in this report are correct and that this nuclear vessel conforms to the rules for construction of the ASME Code, Section III, Division 1.

N Certificate of Authorization No. N-1669 Expires March 11, 2001Date 9-16-98 Name Westinghouse Electric Co. Signed R. H. Andrews
(IN Certificate Holder) (Authorized representative)

CERTIFICATE OF SHOP INSPECTION

I, the undersigned, holding a valid commission issued by the National Board of Boiler and Pressure Vessel Inspectors and the State or Province of Florida and employed by Arkwright Mutual Ins. Co.of Waltham, MA have inspected the component described in this Data Report on 9-18-98, and state that to the best of my knowledge and belief, the Certificate Holder has constructed this component in accordance with the ASME Code, Section III, Division 1.

By signing this certificate neither the inspector nor his employer makes any warranty, expressed or implied, concerning the component described in this Data Report. Furthermore, neither the inspector nor his employer shall be liable in any manner for any personal injury or property damage or a loss of any kind arising from or connected with this inspection.

Date 9-18-98 Signed W. Y. Jones Commissions NB7245 N FL 328
(Authorized Inspector) (Net'l. Bd. (incl. endorsements) and state or prov. and no.)

N/A

CERTIFICATE OF FIELD ASSEMBLY COMPLIANCE

We certify that the statements on this report are correct and that the field assembly construction of all parts of this nuclear vessel conforms to the rules of construction of the ASME Code, Section III, Division 1.

N Certificate of Authorization No. — Expires —Date — Name — Signed —
(IN Certificate Holder) (Authorized representative)

N/A

CERTIFICATE OF FIELD ASSEMBLY INSPECTION

I, the undersigned, holding a valid commission issued by the National Board of Boiler and Pressure Vessel Inspectors and the State or Province of — and employed by —of — have compared the statements in this Data Report with the described component and state that parts referred to as data items —, not included in the certificate of shop inspection, have been inspected by me on — and that to the best of my knowledge and belief the Certificate Holder has constructed and assembled this component in accordance with the ASME Code, Section III, Division 1.

By signing this certificate neither the inspector nor his employer makes any warranty, expressed or implied, concerning the component described in this Data Report. Furthermore, neither the inspector nor his employer shall be liable in any manner for any personal injury or property damage or a loss of any kind arising from or connected with this inspection.

Date — Signed — Commissions —
(Authorized Inspector) (Net'l. Bd. (incl. endorsements) and state or prov. and no.)

FORM N-1 CERTIFICATE HOLDERS' DATA REPORT FOR NUCLEAR VESSELS*

As Required by the Provisions of the ASME Code, Section III, Division 1

Pg. 3 of 4

1. Manufactured and certified by Westinghouse Electric Company, Pensacola Plant No. 5
8301 Scenic Highway, Route 90, Pensacola, Florida 32514-7810
(name and address of N Certificate Holder)
2. Manufactured for Carolina Power and Light Company, Shearon Harris Unit-1, Raleigh, North Carolina 29065
(name and address of Purchaser)
3. Location of installation Shearon Harris Nuclear Power Plant, P.O. Box 165 State Road 1134
Steam (name and address) Newhill, NC 27562-01625
4. Type: Vertical Generator SG3L-12243 6149E35 Rev.2 63 1998
(horiz. or vert.) (tank, jacketed, heat ex.) (Cert. Holder's serial no.) (CRN) (drawing no.) (Nat'l. Bd. no.) (year built)
5. ASME Code, Section III, Division 1: 1986 None 1 N-20-3, N-2142
(edition) (addenda date) (class) (Code Case no.)

*1

Component	Drawing #	IT.	Rev.	Mat'l Spec. #	Tensile Strength (Min.)	Thickness		Dia.	Overall Length
						Nom.	Min.		
'A' Barrel	6148E99	H02	03	SA-533 Type B CL.2	90 ksi	3.74"	3.24"	11' 1/3"	10' 1/3"
'B' Barrel	6148E99	H03	03	SA-533 Type B CL.2	90 ksi	3.74"	3.24"	11' 1/3"	10' 1/3"
'H' Barrel	6148E99	H04	03	SA-533 Type B CL.2	90 ksi	4.38"	3.88"	14' 3/4"	9' 7/16"
'J' Barrel	6148E99	H05	03	SA-533 Type B CL.2	90 ksi	4.38"	3.88"	14' 3/4"	9' 3/8"
Stub Barrel	6148E99	H01	03	SA-533 Type B CL.2	90 ksi	5.20"	4.70"	11' 3/4"	7' 13/16"
Transition Cone	6144E63	H03	03	SA-508 CL.3a	90 ksi	3.35"	3.31"	14' 11/16"	7' 5/8"

*1 Nozzles, Inspection and Safety Valve Openings

Purpose	QTY.	Dia. (In)	Type	How Attached	Mat'l Spec. #	Thickness	Reinforcement Mat'l	Location
Feedwater Nozzle	1	16"	Weld End	Welded	SA-508 CL.3a	0.79"	SA-508 CL.3	Secondary
Primary Nozzle	2	31"	Forged	Integral	SA-508 CL.3a	5.17"	SA-508 CL.3	Primary
Steam Outlet	1	32"	Weld End	Welded	SA-508 CL.3a	1.31"	SA-508 CL.3	Secondary
Auxiliary Feedwater	1	7"	Weld End	Welded	SA-508 CL.3a	0.75"	SA-508 CL.3	Secondary
Secondary Blowdown	2	2" NPS	Weld End	Welded	SA-508 CL.3a	0.79"		Secondary
Secondary Shell Drain	1	1" NPS	Weld End	Welded	SA-508 CL.3a	0.45"		Secondary
Sampling Tap	1	2" NPS	Weld End	Welded	SA-508 CL.3a	0.54"		Secondary
Water Level Tap	8	3/4" NPS	Weld End	Welded	SA-508 CL.3a	0.46"		Secondary
Primary Manway	2	16"			SA-508 CL.3a	5.94"		Primary
Secondary Manway	2	16"			SA-508 CL.3a	5.62"		Secondary
Inspection Port	2	4"						Secondary
Inspection Port	16	2"						Secondary
Handhole	6	6"						Secondary
Sludge Collector	2	2"						Secondary

Weld Overlay: Primary side surface of the tube plate is overlaid with weld-deposited nickel-chromium-iron alloy. The Channel Head interior surfaces, including nozzles and manways, is overlaid with stainless steel weld deposit. Primary Nozzles include safe-ends of SA-336, CL.F 316LN material.

FORM N-1 CERTIFICATE HOLDERS' DATA REPORT FOR NUCLEAR VESSELS*
As Required by the Provisions of the ASME Code, Section III, Division 1

Pg. 4 of 4

1. Manufactured and certified by Westinghouse Electric Company, Pensacola Plant No. 5
8301 Scenic Highway, Route 90, Pensacola, Florida 32514-7810
(name and address of N Certificate Holder)

2. Manufactured for Carolina Power and Light Company, Shearon Harris Unit-1, Raleigh, North Carolina 29065
(name and address of Purchaser)

3. Location of installation Shearon Harris Nuclear Power Plant, P.O. Box 165 State Road 1134
Steam
(name and address)
Newhill, NC 27562-01625

4. Type: Vertical Generator SG3L-12243 ---- 6149E35 Rev.2 63 1998
(horiz. or vert.) (tank, jacketed, heat ex.) (Cert. Holder's serial no.) (CRN) (drawing no.) (Nat'l. Bd. no.) (year built)
N-20-3, N-2142
N-474-1, N-2143
(Code Case no.)

5. ASME Code, Section III, Division 1: 1986 None 1
(edition) (addenda date) (class)

- Notes:
- 1) Unit received a full post weld heat treatment.
 - 2) Unit received a full R.T. examination.
 - 3) Post-hydro M.T./P.T. examination of Steam Generator performed.
 - 4) Nozzle shipping caps are not part of this manufacturer's data report.

FORM N-1 CERTIFICATE HOLDERS' DATA REPORT FOR NUCLEAR VESSELS*

As Required by the Provisions of the ASME Code, Section III, Division 1

Pg. 1 of 4

1. Manufactured and certified by Westinghouse Electric Company, Pensacola Plant No. 5
8301 Scenic Highway, Route 90, Pensacola, Florida 32514-7810
(name and address of N Certificate holder)
2. Manufactured for Carolina Power and Light Company, Shearon Harris Unit-1, Raleigh, North Carolina 29065
(name and address of Purchaser)
3. Location of installation Shearon Harris Nuclear Power Plant, P.O. Box 165 State Road 1134 Newhill, NC 27562-01625
(name and address)
4. Type: Vertical Generator SG3L-12244 6149E35 Rev.2 64 1998
(horiz. or vert.) (tank, jacketed, heat ex.) (Cert. Holder's serial no.) (CRN) (drawing no.) (Nat'l. Bd. no.) (year built)
5. ASME Code, Section III, Division 1: 1986 None 1 N-20-3 N-2142
(edition) (addenda date) (class) (Code Case no.)

Items 6-10 inclusive to be completed for single wall vessels, jackets of jacketed vessels, or shells of heat exchangers.

6. Shell: *1 *1 *1 *1 *1 67' 7/8" Total
(mat'l. spec. no.) (tensile strength) (nom. thickness (in.)) (min. design thickness (in.)) (dia. ID (ft. & in.)) (length (overall) (ft. & in.))
7. Seams: --- --- --- Double Butt Full Full 5
(long.) (HT¹) (RT) (eff. %) (girth) (HT¹) (RT) (no. of courses)
8. Heads: SA-508 C13a 90 ksi N/A N/A
(a) mat'l. spec. no. (tensile strength) (b) mat'l. spec. no. (tensile strength)
- | | Location
(top, bottom, ends) | Thickness | Crown
Radius | Knuckle
Radius | Elliptical
Ratio | Conical
Apex Angle | Hemispherical
Radius | Flat
Diameter | Side to Pressure
(convex or concave) |
|-----|---------------------------------|-----------|-----------------|-------------------|---------------------|-----------------------|-------------------------|------------------|---|
| (a) | TOP | 3.85 | N/A | N/A | 2:1 | N/A | N/A | N/A | Concave |
| (b) | | | | | | | | | |
- If removable, bolts used N/A Other fastening N/A
(mat'l. spec. no., size, quantity) (describe or attach sketch)

9. Jacket closure: Girth Weld - DBL Butt, Full P.W.H.T.; Full R.T.
(Describe as ogee & weld, bar, etc. If bar, give dimensions, describe or sketch)

10. Design pressure 1185 PSIG at max. temp. 600 Min. pressure-test temp. 70 Pneu. hydro. or comb. test pressure 1482 PSIG
(psi) (°F) (°F) (psi)

Items 11 and 12 to be completed for tube sections.

11. Tubesheets: SA-508 C1 3a 129.38" 22.70" Welded
(stationary, mat'l. spec. no.) (dia. in. (subject to press.)) (thickness (in.)) (attachment (welded, bolted))
12. Tubes: SB-163UNS06690 11/16" .040" Nom. 6307 U
(mat'l. spec. no.) (OD (in.)) (thickness (inches or gage)) (no.) (type (straight or U))

Items 13 to 16 inclusive to be completed for inner chambers of jacketed vessels, or channels of heat exchangers.

13. Shell: --- --- --- --- --- ---
(mat'l. spec. no.) (tensile strength) (nom. thickness (in.)) (min. design thickness (in.)) (dia. ID (ft. & in.)) (length (overall) (ft. & in.))
14. Seams: --- --- --- --- Girth Full Full ---
(long. (welded, dbl., single)) (HT¹ (yes or no)) (RT) (eff. %) (girth) (HT¹) (RT) (no. of courses)
15. Heads: --- --- SA-508 C13a 90 ksi --- ---
(a) mat'l. spec. no. (tensile strength) (b) mat'l. spec. no. (tensile strength) (c) mat'l. spec. no. (tensile strength)
- | | Location | Thickness | Crown
Radius | Knuckle
Radius | Elliptical
Ratio | Conical
Apex Angle | Hemispherical
Radius | Flat
Diameter | Side to Pressure
(convex or concave) |
|-----------------------|----------|-----------|-----------------|-------------------|---------------------|-----------------------|-------------------------|------------------|---|
| (a) Top, bottom, ends | | | | | | | | | |
| (b) Channel | | 5.26" | --- | --- | --- | --- | 62.81" | --- | Concave |
| (c) Floating | | | | | | | | | |
- If removable, bolts used --- Other fastening ---
(mat'l. spec. no., size, quantity) (describe or attach sketch)

16. Design pressure 2485 PSIG at 650 Min. pressure-test temp. 70 Pneu. hydro. or comb. test pressure 3107 PSIG
(psi) (°F) (°F) (psi)

* If postweld heat treated. ² List other internal or external pressure with coincident temperature when applicable.

* Supplemental information in form of lists, sketches, or drawings may be used provided (1) size is 8 1/2 x 11, (2) information in items 1 through 4 on this Data Report is included on each sheet, (3) each sheet is numbered and number of sheets is recorded at top of this form.

112/88)

This form (E00038) may be obtained from the Order Dept., ASME, 22 Law Drive, Box 2300, Fairfield, NJ 07007-2300.

Certificate Holder's Serial No. SG3L-12244

17. Nozzles, inspection and safety valve openings:

Purpose (inlet, outlet, drain, etc.)	Quantity	Dia. or Size	Type	How Attached	Mat'l.	Thickness	Reinforcement Material	Location
*1	*1	*1	*1	*1	*1	*1	*1	*1

18. Supports: Skirt — Lugs — Legs — Other — Attached integral with tube plate
(yes or no) (quantity) (quantity) (describe) (where & how)19. Remarks: None

Design specification certified by G. V. Smith **CERTIFICATION OF DESIGN**
 Design report certified by C. A. Lockhart P.E. State FL Reg. no. 0045390
 P.E. State FL Reg. no. 0044043

CERTIFICATE OF SHOP COMPLIANCE

We certify that the statements made in this report are correct and that this nuclear vessel conforms to the rules for construction of the ASME Code, Section III, Division 1.

N Certificate of Authorization No. N-1669 Expires March 11, 2001
 Date 9-16-98 Name Westinghouse Electric Company Signed R. H. Andrews (FOR)
 (N Certificate Holder) (authorized representative)

CERTIFICATE OF SHOP INSPECTION

I, the undersigned, holding a valid commission issued by the National Board of Boiler and Pressure Vessel Inspectors and the State or Province of Florida and employed by Arkwright Mutual Ins. Co. of Waltham, MA have inspected the component described in this Data Report on 9-18-98, and state that to the best of my knowledge and belief, the Certificate Holder has constructed this component in accordance with the ASME Code, Section III, Division 1.

By signing this certificate neither the inspector nor his employer makes any warranty, expressed or implied, concerning the component described in this Data Report. Furthermore, neither the inspector nor his employer shall be liable in any manner for any personal injury or property damage or a loss of any kind arising from or connected with this inspection.

Date 9-18-98 Signed W. Y. Jones Commissions NB7245 N FL 328
 (Authorized Inspector) (Nat'l. Bd. (incl. endorsements) and state or prov. and no.)

N/A

CERTIFICATE OF FIELD ASSEMBLY COMPLIANCE

We certify that the statements on this report are correct and that the field assembly construction of all parts of this nuclear vessel conforms to the rules of construction of the ASME Code, Section III, Division 1.

N Certificate of Authorization No. _____ Expires _____
 Date _____ Name _____ Signed _____
 (N Certificate Holder) (authorized representative)

N/A

CERTIFICATE OF FIELD ASSEMBLY INSPECTION

I, the undersigned, holding a valid commission issued by the National Board of Boiler and Pressure Vessel Inspectors and the State or Province of _____ and employed by _____ of _____ have compared the statements in this Data Report with the described component and state that parts referred to as data items _____, not included in the certificate of shop inspection, have been inspected by me on _____ and that to the best of my knowledge and belief the Certificate Holder has constructed and assembled this component in accordance with the ASME Code, Section III, Division 1.

By signing this certificate neither the inspector nor his employer makes any warranty, expressed or implied, concerning the component described in this Data Report. Furthermore, neither the inspector nor his employer shall be liable in any manner for any personal injury or property damage or a loss of any kind arising from or connected with this inspection.

Date — Signed _____ Commissions _____
 (Authorized Inspector) (Nat'l. Bd. (incl. endorsements) and state or prov. and no.)

FORM N-1 CERTIFICATE HOLDERS' DATA REPORT FOR NUCLEAR VESSELS*

As Required by the Provisions of the ASME Code, Section III, Division 1

Pg. 3 of 4

1. Manufactured and certified by Westinghouse Electric Company, Pensacola Plant No. 5
8301 Scenic Highway, Route 90, Pensacola, Florida 32514-7810
(name and address of N Certificate Holder)
2. Manufactured for Carolina Power and Light Company, Shearon Harris Unit-1, Raleigh, North Carolina 29065
(name and address of Purchaser)
3. Location of installation Shearon Harris Nuclear Power Plant, P.O. Box 165 State Road 1134
Steam (name and address) Newhill, NC 27562-01625
4. Type: Vertical Generator SG3L-12244 6149E35 Rev. 2 64 1998
(horiz. or vert.) (tank, jacketed, heat ex.) (Cert. Holder's serial no.) (CRN) (drawing no.) (Nat'l. Bd. no.) (year built)
5. ASME Code, Section III, Division 1: 1986 None 1
(edition) (addenda date) (class) N-20-3, N-2142
N-474-1, N-2143
(Code Case no.)

*1

Component	Drawing #	IT.	Rev.	Mat'l Spec. #	Tensile Strength (Min.)	Thickness		Dia.	Overall Length
						Nom.	Min.		
'A' Barrel	6148E99	H02	03	SA-533 Type B CL.2	90 ksi	3.74"	3.24"	11' 1/3"	10' 1/3"
'B' Barrel	6148E99	H03	03	SA-533 Type B CL.2	90 ksi	3.74"	3.24"	11' 1/3"	10' 1/3"
'H' Barrel	6148E99	H04	03	SA-533 Type B CL.2	90 ksi	4.38"	3.88"	14' 3/4"	9' 7/16"
'J' Barrel	6148E99	H05	03	SA-533 Type B CL.2	90 ksi	4.38"	3.88"	14' 3/4"	9' 3/8"
Stub Barrel	6148E99	H01	03	SA-533 Type B CL.2	90 ksi	5.20"	4.70"	11' 3/4"	7' 13/16"
Transition Cone	6144E63	H03	03	SA-508 CL.3a	90 ksi	3.35"	3.31"	14' 11/16"	7' 5/8"

*1 Nozzles, Inspection and Safety Valve Openings

Purpose	QTY.	Dia. (In)	Type	How Attached	Mat'l Spec. #	Thickness	Reinforcement Mat'l	Location
Feedwater Nozzle	1	16"	Weld End	Welded	SA-508 CL.3a	0.79"	SA-508 CL.3	Secondary
Primary Nozzle	2	31"	Forged	Integral	SA-508 CL.3a	5.17"	SA-508 CL.3	Primary
Steam Outlet	1	32"	Weld End	Welded	SA-508 CL.3a	1.31"	SA-508 CL.3	Secondary
Auxiliary Feedwater	1	7"	Weld End	Welded	SA-508 CL.3a	0.75"	SA-508 CL.3	Secondary
Secondary Blowdown	2	2" NPS	Weld End	Welded	SA-508 CL.3a	0.79"		Secondary
Secondary Shell Drain	1	1" NPS	Weld End	Welded	SA-508 CL.3a	0.45"		Secondary
Sampling Tap	1	2" NPS	Weld End	Welded	SA-508 CL.3a	0.54"		Secondary
Water Level Tap	8	3/4" NPS	Weld End	Welded	SA-508 CL.3a	0.46"		Secondary
Primary Manway	2	16"			SA-508 CL.3a	5.94"		Primary
Secondary Manway	2	16"			SA-508 CL.3a	5.62"		Secondary
Inspection Port	2	4"						Secondary
Inspection Port	16	2"						Secondary
Handhole	6	6"						Secondary
Sludge Collector	2	2"						Secondary

Weld Overlay: Primary side surface of the tube plate is overlaid with weld-deposited nickel-chromium-iron alloy. The Channel Head interior surfaces, including nozzles and manways, is overlaid with stainless steel weld deposit. Primary Nozzles include safe-ends of SA-336, CL.F 316LN material.

FORM N-1 CERTIFICATE HOLDERS' DATA REPORT FOR NUCLEAR VESSELS*
As Required by the Provisions of the ASME Code, Section III, Division 1

Pg. 4 of 4

1. Manufactured and certified by		Westinghouse Electric Company, Pensacola Plant No. 5 8301 Scenic Highway, Route 90, Pensacola, Florida 32514-7810 <small>(name and address of N Certificate Holder)</small>			
2. Manufactured for		Carolina Power and Light Company, Shearon Harris Unit-1, Raleigh, North Carolina 29065 <small>(name and address of Purchaser)</small>			
3. Location of installation		Shearon Harris Nuclear Power Plant, P.O. Box 165 State Road 1134 Newhill, NC 27562-01625 <small>(name and address)</small>			
4. Type:	Vertical	Steam	SG3L- 12244	----	6149E35 Rev. 2
	<small>(horiz. or vert.)</small>	<small>(tank, jacketed, heat ex.)</small>	<small>(Cert. Holder's serial no.)</small>	<small>(CRN)</small>	<small>(drawing no.)</small>
					64 1998
					<small>(Nat'l. Bd. no.)</small> <small>(year built)</small>
5. ASME Code, Section III, Division 1:		1986	None	1	N-20-3, N-2142 N-474-1, N-2143
		<small>(edition)</small>	<small>(addenda date)</small>	<small>(class)</small>	<small>(Code Case no.)</small>

- Notes:
- 1) Unit received a full post weld heat treatment.
 - 2) Unit received a full R.T. examination.
 - 3) Post-hydro M.T./P.T. examination of Steam Generator performed.
 - 4) Nozzle shipping caps are not part of this manufacturer's data report.
 - 5) One tube plugged at Row 114, Column 73, Side A & B.
 - 6) "Temper Bead" weld repair after P.W.H.T. was performed to the flat surface/knuckle radius 90 degrees from stub runner near Column 70, Row 115 - to - Column 66, Row 115.



NATIONAL BOARD NO. 64
CERTIFIED BY PLANT NO. 5
WESTINGHOUSE ELECTRIC COMPANY
PENSACOLA PLANT
PENSACOLA, FLORIDA, USA

 CLASS 1	PRIMARY SIDE	SECONDARY SIDE
	CHAMBER DESIGN 2485 PSIG 650°F	SHELL DESIGN 2485 PSIG 600°F
	TUBE BUNDLE DESIGN 1600 PSIG 650°F	TUBE BUNDLE DESIGN 670 PSIG 650°F
	SG3L-12244 1998	
	MFG SERIAL NO	YEAR BUILT
EQUIPMENT NAME: NUCLEAR STEAM GENERATOR		
SPINING: CCL-RC-PC-SG2		

FORM N-1 CERTIFICATE HOLDERS' DATA REPORT FOR NUCLEAR VESSELS*

As Required by the Provisions of the ASME Code, Section III, Division 1

Pg. 1 of 4

1. Manufactured and certified by Westinghouse Electric Company, Pensacola Plant No. 5
8301 Scenic Highway, Route 90, Pensacola, Florida 32514-7810
(name and address of N Certificate Holder)
2. Manufactured for Carolina Power and Light Company, Shearon Harris Unit-1, Raleigh, North Carolina 29065
(name and address of Purchaser)
3. Location of installation Shearon Harris Nuclear Power Plant, P.O. Box 165 State Road 1134
Newhill, NC 27562-01625
(name and address)
4. Type: Vertical Generator SG3L-12245 6149E35 Rev.2 65 1998
(horiz. or vert.) (tank, jacketed, heat ex.) (Cert. Holder's serial no.) (CRN) (drawing no.) (Nat'l. Bd. no.) (year built)
5. ASME Code, Section III, Division 1: 1986 None 1 N-20-3 N-2142
(edition) (addenda date) (class) (N-20-3) (N-2142)
(Code Case no.)

Items 6-10 inclusive to be completed for single wall vessels, jackets of jacketed vessels, or shells of heat exchangers.

6. Shell: *1 *1 *1 *1 *1 67' 7/8" Total
(mat'l. spec. no.) (tensile strength) (nom. thickness (in.)) (min. design thickness (in.)) (dia. ID (ft. & in.)) (length (overall) (ft. & in.))
7. Seams: --- --- --- Double Butt Full Full 5
(long.) (HT¹) (RT) (eff. %) (girth) (HT¹) (RT) (no. of courses)
8. Heads: SA-508 C13a 90 ksi N/A N/A
(a) mat'l. spec. no. (tensile strength) (b) mat'l. spec. no. (tensile strength)

	Location (top, bottom, ends)	Thickness	Crown Radius	Knuckle Radius	Elliptical Ratio	Conical Apex Angle	Hemispherical Radius	Flat Diameter	Side to Pressure (convex or concave)
(a)	TOP	3.85	N/A	N/A	2:1	N/A	N/A	N/A	Concave
(b)									

If removable, bolts used N/A Other fastening N/A
(mat'l. spec. no., size, quantity) (describe or attach sketch)

9. Jacket closure: Girth Weld - DBL Butt, Full P.W.H.T.; Full R.T.
(Describe as ogee & weld, bar, etc. If bar, give dimensions, describe or sketch)
10. Design pressure 21185 PSIG at max. temp. 600 Min. pressure-test temp. 70 Pneu. hydro. or comb. test pressure 1482 PSIG
(psi) (°F) (°F) (psi)

Items 11 and 12 to be completed for tube sections.

11. Tubesheets: SA-508 CI 3a 129.38" 22.70" Welded
(stationary, mat'l. spec. no.) (dia. in. (subject to press.)) (thickness (in.)) (attachment (welded, bolted))
12. Tubes: SB-163UNS06690 11/16" .040" Nom. 6307 U
(mat'l. spec. no.) (OD (in.)) (thickness (inches or gage)) (no.) (type (straight or U))

Items 13 to 16 inclusive to be completed for inner chambers of jacketed vessels, or channels of heat exchangers.

13. Shell: --- --- --- --- --- ---
(mat'l. spec. no.) (tensile strength) (nom. thickness (in.)) (min. design thickness (in.)) (dia. ID (ft. & in.)) (length (overall) (ft. & in.))
14. Seams: --- --- --- --- Girth Full Full ---
(long. (welded, dbl., single)) (HT¹ (yes or no)) (RT) (eff. %) (girth) (HT¹) (RT) (no. of courses)
15. Heads: --- --- SA-508 C13a 90 ksi --- ---
(a) mat'l. spec. no. (tensile strength) (b) mat'l. spec. no. (tensile strength) (c) mat'l. spec. no. (tensile strength)

	Location	Thickness	Crown Radius	Knuckle Radius	Elliptical Ratio	Conical Apex Angle	Hemispherical Radius	Flat Diameter	Side to Pressure (convex or concave)
(a)	Top, bottom, ends								
(b)	Channel	5.26"	---	---	---	---	62.81"	---	Concave
(c)	Floating								

If removable, bolts used --- Other fastening ---
(mat'l. spec. no., size, quantity) (describe or attach sketch)

16. Design pressure 2485 PSIG at 650 Min. pressure-test temp. 70 Pneu. hydro. or comb. test pressure 3107 PSIG
(psi) (°F) (°F) (psi)

¹ If postweld heat treated. ² List other internal or external pressure with coincident temperature when applicable.

* Supplemental information in form of lists, sketches, or drawings may be used provided (1) size is 8 1/2" x 11, (2) information in items 1 through 4 on this Data Report is included on each sheet, (3) each sheet is numbered and number of sheets is recorded at top of this form.

112/88)

This form (E00038) may be obtained from the Order Dept., ASME, 22 Law Drive, Box 2300, Fairfield, NJ 07007-2300.

Certificate Holder's Serial No. SG3L-12245

17. Nozzles, inspection and safety valve openings:

Purpose (inlet, outlet, drain, etc.)	Quantity	Dia. or Size	Type	How Attached	Mat'l.	Thickness	Reinforcement Material	Location
*1	*1	*1	*1	*1	*1	*1	*1	*1

18. Supports: Skirt Lugs Legs Other Attached Integral with tube plate
(yes or no) (quantity) (quantity) (describe) (where & how)19. Remarks: None

CERTIFICATION OF DESIGN

Design specification certified by G. V. Smith P.E. State FL Reg. no. 0045390
Design report certified by C. A. Lockhart P.E. State FL Reg. no. 0044043

CERTIFICATE OF SHOP COMPLIANCE

We certify that the statements made in this report are correct and that this nuclear vessel conforms to the rules for construction of the ASME Code, Section III, Division 1.

N Certificate of Authorization No. N-1669 Expires March 11, 2001
Date 9-16-98 Name Westinghouse Electric Co. Signed R. H. Andrews
(IN Certificate Holder) (authorized representative)

CERTIFICATE OF SHOP INSPECTION

I, the undersigned, holding a valid commission issued by the National Board of Boiler and Pressure Vessel Inspectors and the State or Province of Florida and employed by Arkwright Mutual Ins. Co.9-18-98 of Waltham, MA have inspected the component described in this Data Report on
accordance with the ASME Code, Section III, Division 1.

By signing this certificate neither the inspector nor his employer makes any warranty, expressed or implied, concerning the component described in this Data Report. Furthermore, neither the inspector nor his employer shall be liable in any manner for any personal injury or property damage or a loss of any kind arising from or connected with this inspection.

Date 9-18-98 Signed W. Y. Jones Commissions NB7245 N FL 328
(Authorized Inspector) (Nat'l. Bd. (incl. endorsements) and state or prov. and no.)

N/A

CERTIFICATE OF FIELD ASSEMBLY COMPLIANCE

We certify that the statements on this report are correct and that the field assembly construction of all parts of this nuclear vessel conforms to the rules of construction of the ASME Code, Section III, Division 1.

N Certificate of Authorization No. Expires
Date Name Signed
(IN Certificate Holder) (authorized representative)

N/A

CERTIFICATE OF FIELD ASSEMBLY INSPECTION

I, the undersigned, holding a valid commission issued by the National Board of Boiler and Pressure Vessel Inspectors and the State or Province of and employed by of have compared the statements in this Data Report with the described component and state that parts referred to as data items , not included in the certificate of shop inspection, have been inspected by me on and that to the best of my knowledge and belief the Certificate Holder has constructed and assembled this component in accordance with the ASME Code, Section III, Division 1.

By signing this certificate neither the inspector nor his employer makes any warranty, expressed or implied, concerning the component described in this Data Report. Furthermore, neither the inspector nor his employer shall be liable in any manner for any personal injury or property damage or a loss of any kind arising from or connected with this inspection.

Date Signed Commissions
(Authorized Inspector) (Nat'l. Bd. (incl. endorsements) and state or prov. and no.)

FORM N-1 CERTIFICATE HOLDERS' DATA REPORT FOR NUCLEAR VESSELS*

As Required by the Provisions of the ASME Code, Section III, Division 1

Pg. 3 of 4

1. Manufactured and certified by Westinghouse Electric Company, Pensacola Plant No. 5
8301 Scenic Highway, Route 90, Pensacola, Florida 32514-7810
(name and address of N Certificate Holder)

2. Manufactured for Carolina Power and Light Company, Shearon Harris Unit-1, Raleigh, North Carolina 29065
(name and address of Purchaser)

3. Location of installation Shearon Harris Nuclear Power Plant, P.O. Box 165 State Road 1134
Steam (name and address) Newhill, NC 27562-01625

4. Type: Vertical Generator SG3L-12245 ----- 6149E35 Rev.2 65 1998
(horiz. or vert.) (tank, jacketed, heat ex.) (Cert. Holder's serial no.) (CRN) (drawing no.) (Nat'l. Bd. no.) (year built)

5. ASME Code, Section III, Division 1: 1986 None 1 N-20-3, N-2142
(edition) (addenda date) (class) (Code Case no.)

*1

Component	Drawing #	IT.	Rev.	Mat'l Spec. #	Tensile Strength (Min.)	Thickness		Dia.	Overall Length
						Nom.	Min.		
'A' Barrel	6148E99	H02	03	SA-533 Type B CL.2	90 ksi	3.74"	3.24"	11' 1/3"	10' 1/3"
'B' Barrel	6148E99	H03	03	SA-533 Type B CL.2	90 ksi	3.74"	3.24"	11' 1/3"	10' 1/3"
'H' Barrel	6148E99	H04	03	SA-533 Type B CL.2	90 ksi	4.38"	3.88"	14' 3/4"	9' 7/16"
'J' Barrel	6148E99	H05	03	SA-533 Type B CL.2	90 ksi	4.38"	3.88"	14' 3/4"	9' 3/8"
Stub Barrel	6148E99	H01	03	SA-533 Type B CL.2	90 ksi	5.20"	4.70"	11' 3/4"	7' 13/16"
Transition Cone	6144E63	H03	03	SA-508 CL.3a	90 ksi	3.35"	3.31"	14' 11/16"	7' 5/8"

*1 Nozzles, Inspection and Safety Valve Openings

Purpose	QTY.	Dia. (In)	Type	How Attached	Mat'l Spec. #	Thickness	Reinforcement Mat'l	Location
Feedwater Nozzle	1	16"	Weld End	Welded	SA-508 CL.3a	0.79"	SA-508 CL.3	Secondary
Primary Nozzle	2	31"	Forged	Integral	SA-508 CL.3a	5.17"	SA-508 CL.3	Primary
Steam Outlet	1	32"	Weld End	Welded	SA-508 CL.3a	1.31"	SA-508 CL.3	Secondary
Auxiliary Feedwater	1	7"	Weld End	Welded	SA-508 CL.3a	0.75"	SA-508 CL.3	Secondary
Secondary Blowdown	2	2" NPS	Weld End	Welded	SA-508 CL.3a	0.79"	-----	Secondary
Secondary Shell Drain	1	1" NPS	Weld End	Welded	SA-508 CL.3a	0.45"	-----	Secondary
Sampling Tap	1	2" NPS	Weld End	Welded	SA-508 CL.3a	0.54"	-----	Secondary
Water Level Tap	8	3/4" NPS	Weld End	Welded	SA-508 CL.3a	0.46"	-----	Secondary
Primary Manway	2	16"	-----	-----	SA-508 CL.3a	5.94"	-----	Primary
Secondary Manway	2	16"	-----	-----	SA-508 CL.3a	5.62"	-----	Secondary
Inspection Port	2	4"	-----	-----	-----	-----	-----	Secondary
Inspection Port	16	2"	-----	-----	-----	-----	-----	Secondary
Handhole	6	6"	-----	-----	-----	-----	-----	Secondary
Sludge Collector	2	2"	-----	-----	-----	-----	-----	Secondary

Weld Overlay: Primary side surface of the tube plate is overlaid with weld-deposited nickel-chromium-iron alloy. The Channel Head interior surfaces, including nozzles and manways, is overlaid with stainless steel weld deposit. Primary Nozzles include safe-ends of SA-336, CL.F 316LN material.

FORM N-1 CERTIFICATE HOLDERS' DATA REPORT FOR NUCLEAR VESSELS*

As Required by the Provisions of the ASME Code, Section III, Division 1

Pg. 4 of 4

Westinghouse Electric Company, Pensacola Plant No. 5				
8301 Scenic Highway, Route 90, Pensacola, Florida 32514-7810				
<small>(name and address of N Certificate Holder)</small>				
2. Manufactured for Carolina Power and Light Company, Shearon Harris Unit-1, Raleigh, North Carolina 29065				
<small>(name and address of Purchaser)</small>				
3. Location of installation Shearon Harris Nuclear Power Plant, P.O. Box 165 State Road 1134				
<small>(name and address)</small>				
Newhill, NC 27562-01625				
4. Type:	Vertical	Steam	Generator	SG3L-12245
<small>(horiz. or vert.)</small>	<small>(tank, jacketed, heat ex.)</small>	<small>(Cert. Holder's serial no.)</small>	<small>(CRN)</small>	<small>(drawing no.)</small>
				6149E35 Rev.2
				65
				1998
				<small>(year built)</small>
5. ASME Code, Section III, Division 1: 1986				
<small>(edition)</small>				
None				
<small>(addenda date)</small>				
1				
<small>(class)</small>				
N-20-3, N-2142				
N-474-1, N-2143				
<small>(Code Case no.)</small>				

- Notes:
- 1) Unit received a full post weld heat treatment.
 - 2) Unit received a full R.T. examination.
 - 3) Post-hydro M.T./P.T. examination of Steam Generator was performed.
 - 4) Nozzle shipping caps are not part of this manufacturer's data report.



NATIONAL BOARD NO. 65
CERTIFIED BY PLANT NO. 5
WESTINGHOUSE ELECTRIC COMPANY
PENSACOLA PLANT
PENSACOLA, FLORIDA, USA



GLASS
1

PRIMARY SIDE

SECONDARY SIDE

CHAMBER DESIGN

SHELL DESIGN

2485 PSIG 650°F

1185 PSIG 600°F

TUBE BUNDLE DESIGN

TUBE BUNDLE DESIGN

1600 PSIG 650°F

670 PSIG 650°F

SG3L-12245

1998

WEC SERIAL NO.

YEAR BUILT

EQUIPMENT NAME / NUCLEAR STEAM GENERATOR

SPIN NO. CCL-RC-PC-863

FORM NIS-2 OWNER'S REPORT FOR REPAIRS OR REPLACEMENTS
As Required by the Provisions for the ASME Code Section XI

1. Owner: Carolina Power & Light Date: 12/24/01
Name
P.O. Box 1551, Raleigh, N.C. 27602-1551 Sheet 1 of 8
Address
2. Plant: Shearon Harris Nuclear Power Plant Unit 1
Name
P.O. Box 165, New Hill, N.C. 27562-0165 23638
Address Repair Organization P.O. No., Job No., etc
3. Work Performed by: Becon Construction Type Code Symbol Stamp N/A
Name
P.O. Box 9, New Hill, N.C. 27562 Authorization No. N/A
Address Expiration Date N/A
4. Identification of System: AUX-FEED WATER (SUPPORTS)
5. (a) Applicable Construction Code: ASME SEC III Edition 1974 Addenda WINTER 76 Code Case N/A

(b) Applicable Edition of Section XI Utilized for Repairs or Replacements: 1989 Addenda N/A

6. Identification of Components Repaired or Replaced and Replacement Components

Name of Component	Name of Manufacturer	Manufacturer Serial No.	National Board No.	Other Identification:	Year Built	Repaired Replaced Or Replacement	ASME Code Stamped Yes/No
See attached							

7. Description of Work The existing Aux-feed water pipe and supports inside Bio-shield wall was removed and rerouted to the new location of the Aux-feed water nozzle on the new steam generator. New hangers were installed and some old hangers outside of the bio-shield wall were modified or parts replaced to accommodate the stress analysis on the pipe.

8. Tests Conducted: Hydrostatic ☐ Pneumatic ☐ Nominal Operating Pressure ☐
Other ☐ Pressure _____ psi Test Temp. _____ °F

NOTE: Supplemental sheets in form of lists, sketches, or drawings may be used, provided (1) size is 8 ½ in. x 11 in., (2) information in items 1 through 6 on this report is included on each sheet, and (3) each sheet is numbered and the number of sheets is recorded at the top of this form. (12/82)

Form NIS-2

Sheet 2 of 8

9. Remarks Reference line 6 for code data reports.
Applicable Manufacturer's Data Reports to be attached

VT-3 was performed after the hanger modifications/installations.

CERTIFICATE OF COMPLIANCE

We certify that the statements made in the report are correct and this replacement conforms to the rules of the
repair or replacement

ASME Code, Section XI.

Type Code Symbol Stamp N/A

Certificate of Authorization No. N/A Expiration Date N/A

Signed [Signature] for Equipment Performance Supervisor Date 1/11, 20 02
Owner or Owner's Designee, Title

CERTIFICATE OF INSERVICE INSPECTION

I, the undersigned, holding a valid commission issued by the National Board of Boiler and Pressure Vessel Inspectors and the State or Province of North Carolina and employed by Hartford Steam Boiler Inspection and Insurance Company of One State Street, Hartford, Connecticut 06102 have inspected the components described in this Owner's Report during the period 05-13-00 to 12-14-01, and state that to the best of my knowledge and belief, the Owner has performed examinations and taken corrective measures described in this Owner's Report in accordance with the requirements of the ASME Code, Section XI.

By signing this certificate, neither the Inspector nor his employer makes any warranty, expressed or implied, concerning the examinations and corrective measures described in this Owner's Report. Furthermore, neither the Inspector nor his employer shall be liable in any manner for any personal injury or property damage or a loss of any kind arising from or connected with this inspection.

[Signature] Commissions NC 1444NIAB
Inspector's Signature National Board, State, Province, and Endorsements

Date 1-18 20 02

FORM NIS-2 OWNER'S REPORT FOR REPAIRS OR REPLACEMENTS

Continuation Sheet

Sheet 3 of 8

Name of Component	Name of Manufacturer	Manufacturer Serial No.	National Board No.	Other Identification:	Year Built	Repaired Replaced Or Replacement	ASME Code Stamped Yes/No
AF-H-331							
STRUT	BERGEN POWER	NA	NA	B.P. 2100-12	UNK	REPLACEMENT	NO
CLAMP	BERGEN POWER	NA	NA	B.P. 2600-12	UNK	REPLACEMENT	NO
AF-H-332							
STRUT	BERGEN POWER	NA	NA	B.P. 2100-12	UNK	REPLACEMENT	NO
CLAMP	BERGEN POWER	NA	NA	B.P. 2600-12	UNK	REPLACEMENT	NO
AF-H-355							
STUDS 7/8" -9 x 5.75"	CSC	NA	NA	HT. 15192	UNK	REPLACEMENT	NO
HEAVY HEX NUT 7/8"-9	Republic Technologies Int.	NA	NA	HT. 8994826	UNK	REPLACEMENT	NO
AF-H-336							
SNUBBER	BERGEN POWER	NA	NA	B.P. 2410-6	UNK	REPLACEMENT	NO
END ATTACHMENT	BERGEN POWER	NA	NA	BP. 2003-3	UNK	REPLACEMENT	NO
U-BOLT	BERGEN POWER	NA	NA	B.P. 6504-6	UNK	REPLACEMENT	NO
TS 3" x 3" x 1/4"	Leavitt Tube Co. Inc.	NA	NA	A-500 GR. B HT. W07274	UNK	REPLACEMENT	NO
1/2" PLATE SA-36	Corus	NA	NA	HT. B1P5527	UNK	REPLACEMENT	NO
1" PLATE SA-36	Gulf States Steel, Inc.	NA	NA	HT. 7473991	UNK	REPLACEMENT	NO
AF-H-366							
SNUBBER	BERGEN POWER	NA	NA	B.P. 2540-15	UNK	REPLACEMENT	NO
CLAMP	BERGEN POWER	NA	NA	BP. 2640-15	UNK	REPLACEMENT	NO
3/4" PLATE	Corus	NA	NA	SA-36 HT. BOX 7262	UNK	REPLACEMENT	NO
AF-H-367							
STRUT	BERGEN POWER	NA	NA	B.P. 2540-6	UNK	REPLACEMENT	NO
CLAMP	BERGEN POWER	NA	NA	B.P. 2640-6	UNK	REPLACEMENT	NO
AF-H-678							
SNUBBER	BERGEN POWER	NA	NA	B.P. 2410-6	UNK	REPLACEMENT	NO
CLAMP	BERGEN POWER	NA	NA	B.P. 2640-6	UNK	REPLACEMENT	NO
TS 1/4" x 4" x 4" A500 Gr. B	Bethlehem Steel Corp.	NA	NA	A500 Gr. B HT. 841N06520	UNK	REPLACEMENT	NO
1" PLATE SA-36	Gulf States Steel, Inc.	NA	NA	SA-36 HT. 7473991	UNK	REPLACEMENT	NO
1/4" PLATE SA-36	Corus	NA	NA	HT. AOR0914	UNK	REPLACEMENT	NO
TS 1/2" x 6" x 6" A500 Gr. B	Independence Tube Corp.	NA	NA	HT. D00659	UNK	REPLACEMENT	NO

FORM NIS-2 OWNER'S REPORT FOR REPAIRS OR REPLACEMENTS

Continuation Sheet

Sheet 4 of 8

Name of Component	Name of Manufacturer	Manufacturer Serial No.	National Board No.	Other Identification:	Year Built	Repaired Replaced Or Replacement	ASME Code Stamped Yes/No
1/2" PLATE SA-36	Corus	NA	NA	HT. B1P5527	UNK	REPLACEMENT	NO
1/2" PLATE SA-36	US Steel Group	NA	NA	HT. EO4583	UNK	REPLACEMENT	NO
TS 1/4" x 3" x 3" A500 Gr. B	PROVIDED BY CP&L	NA	NA	HT.GF0413 MRR # YVR-3086	UNK	REPLACEMENT	NO
3/8" PLATE A572 Gr. 50	Bethlehem	NA	NA	HT. T2128	UNK	REPLACEMENT	NO
AF-H-679							
STRUT	BERGEN POWER	NA	NA	B.P. 2100-12	UNK	REPLACEMENT	NO
CLAMP	BERGEN POWER	NA	NA	B.P. 2600-12	UNK	REPLACEMENT	NO
TS 1/2" x 4" x 4" A500 Gr. B	Leavitt Tube Co. Inc	NA	NA	HT. 833L65720	UNK	REPLACEMENT	NO
AF-H-680							
BEAM ATTACHMENT	BERGEN POWER	NA	NA	B.P. 1047	UNK	REPLACEMENT	NO
SPRING CAN	BERGEN POWER	NA	NA	B.P. 3400	UNK	REPLACEMENT	NO
HEX NUT	BERGEN POWER	NA	NA	B.P. 5400	UNK	REPLACEMENT	NO
WELDLESS EYE NUT	BERGEN POWER	NA	NA	B.P. 5130	UNK	REPLACEMENT	NO
CLAMP	BERGEN POWER	NA	NA	B.P. 6150	UNK	REPLACEMENT	NO
THREADED ROD	BERGEN POWER	NA	NA	B.P. 5006	UNK	REPLACEMENT	NO
3/4" PLATE SA-36	Corus	NA	NA	HT. BOX 7262	UNK	REPLACEMENT	NO
AF-H-681							
SNUBBER	BERGEN POWER	NA	NA	B.P. 2410-6	UNK	REPLACEMENT	NO
END ATTACH.	BERGEN POWER	NA	NA	B.P. 2003-3	UNK	REPLACEMENT	NO
END ATTACH.	BERGEN POWER	NA	NA	B.P. 1001	UNK	REPLACEMENT	NO
U-BOLT	BERGEN POWER	NA	NA	B.P. 6504	UNK	REPLACEMENT	NO
3/4" PLATE SA-36	Corus	NA	NA	HT. BOX 7262	UNK	REPLACEMENT	NO
1" PLATE SA-36	Gulf States Steel, Inc.	NA	NA	HT. 7472446	UNK	REPLACEMENT	NO
1-1/2" PLATE SA-36	Gulf States Steel, Inc	NA	NA	HT. 7459350	UNK	REPLACEMENT	NO
AF-H-292							
RIGID STRUT	BERGEN POWER	N/A	N/A	B.P. 2100-12	UNK	REPLACEMENT	NO
6" PIPE CLAMP	BERGEN POWER	N/A	N/A	B.P. 2600-12	UNK	REPLACEMENT	NO
AF-H-294							
RIGID STRUT	BERGEN POWER	N/A	N/A	B.P. 2100-7	UNK	REPLACEMENT	NO

FORM NIS-2 OWNER'S REPORT FOR REPAIRS OR REPLACEMENTS

Continuation Sheet

Sheet 5 of 8

Name of Component	Name of Manufacturer	Manufacturer Serial No.	National Board No.	Other Identification:	Year Built	Repaired Replaced Or Replacement	ASME Code Stamped Yes/No
6" PIPE CLAMP	BERGEN POWER	N/A	N/A	B.P. 2600-7	UNK	REPLACEMENT	NO
AF-H-295							
RIGID STRUT	BERGEN POWER	N/A	N/A	B.P. 2100-7	UNK	REPLACEMENT	NO
6" PIPE CLAMP	BERGEN POWER	N/A	N/A	B.P. 2600-7	UNK	REPLACEMENT	NO
PL 1"	GULF STATES STEEL	N/A	N/A	7472446	UNK	REPLACEMENT	NO
AF-H-297							
TS 8 X 3 X 1/2	LTV COPPERWELD	N/A	N/A	FF49404	UNK	REPLACEMENT	NO
PL 3/4"	CORUS	N/A	N/A	BOX7262	UNK	REPLACEMENT	NO
AF-H-390							
SWAY ARRESTOR	BERGEN POWER	N/A	N/A	B.P. 2100-7	UNK	REPLACEMENT	NO
AF-H-391							
3" PIPE CLAMP.	BERGEN POWER	N/A	N/A	B.P. 2640-6	UNK	REPLACEMENT	NO
3" PIPE CLAMP.	BERGEN POWER	N/A	N/A	B.P. 2640-6	UNK	REPLACEMENT	NO
SNUBBER	BERGEN/BASIC PSA	41753	N/A	B.P. 2540-6	UNK	REPLACEMENT	NO
SNUBBER	BERGEN/BASIC PSA	41754	N/A	B.P. 2540-6	UNK	REPLACEMENT	NO
AF-H-392							
SNUBBER	BERGEN POWER	41464	N/A	B.P. 2540-6	UNK	REPLACEMENT	NO
6" PIPE CLAMP	BERGEN POWER	N/A	N/A	B.P. 2640-6	UNK	REPLACEMENT	NO
AF-H-670							
1/4" PL	CORUS	N/A	N/A	A0R0914	UNK	REPLACEMENT	NO
1/2" PL	CORUS	N/A	N/A	B1P5527	UNK	REPLACEMENT	NO
1/2" PL	U.S. STEEL	N/A	N/A	E04583	UNK	REPLACEMENT	NO
3/4" PL	CORUS	N/A	N/A	AOX2054	UNK	REPLACEMENT	NO
1" PL	U.S. STEEL	N/A	N/A	Y08953	UNK	REPLACEMENT	NO
1" PL	GULF STATES STEEL	N/A	N/A	7472446	UNK	REPLACEMENT	NO
TS 1/4X4X4	LEAVITT	N/A	N/A	841N06520	UNK	REPLACEMENT	NO
TS 1/4X4X4	LEAVITT	N/A	N/A	85919K	UNK	REPLACEMENT	NO
TS 1/2X6X6	IND. TUBE CORP.	N/A	N/A	D00659	UNK	REPLACEMENT	NO
SNUBBER	BERGEN / BASIC PSA	41153	N/A	B.P. 2410-6	UNK	REPLACEMENT	NO

FORM NIS-2 OWNER'S REPORT FOR REPAIRS OR REPLACEMENTS

Continuation Sheet

Sheet 6 of 8

Name of Component	Name of Manufacturer	Manufacturer Serial No.	National Board No.	Other Identification:	Year Built	Repaired Replaced Or Replacement	ASME Code Stamped Yes/No
6" PIPE CLAMP	BERGEN POWER	N/A	N/A	B.P. 2640-6	UNK	REPLACEMENT	NO
AF-H-671							
6" PIPE CLAMP	BERGEN POWER	N/A	N/A	B.P. 2600-12	UNK	REPLACEMENT	NO
RIGID STRUT	BERGEN POWER	N/A	N/A	B.P. 2100-12	UNK	REPLACEMENT	NO
TS 1/4X4X4	LEAVITT	N/A	N/A	832N34280	UNK	REPLACEMENT	NO
TS 1/4X4X4	LEAVITT	N/A	N/A	833L65720	UNK	REPLACEMENT	NO
PL 1"	GULF STATES STEEL	N/A	N/A	7472446	UNK	REPLACEMENT	NO
AF-H-672							
6" PIPE CLAMP	BERGEN POWER	N/A	N/A	B.P. 6150	UNK	REPLACEMENT	NO
1" EYE NUT	BERGEN POWER	N/A	N/A	B.P. 5130	UNK	REPLACEMENT	NO
1" ROD	BERGEN POWER	N/A	N/A	B.P. 5006	UNK	REPLACEMENT	NO
TYPE B SPRING	BERGEN POWER	N/A	N/A	B.P. 3400-12	UNK	REPLACEMENT	NO
1" BEAM ATT.	BERGEN POWER	N/A	N/A	B.P. 1047	UNK	REPLACEMENT	NO
W4 X 13	BAYOU STEEL	N/A	N/A	71190	UNK	REPLACEMENT	NO
1" HEX NUT	BERGEN POWER	N/A	N/A	B.P. 5400	UNK	REPLACEMENT	NO
AF-H-309							
6" U-BOLT	BERGEN POWER	N/A	N/A	B.P. 86210	UNK	REPLACEMENT	NO
6" U-BOLT	BERGEN POWER	N/A	N/A	B.P. 86210	UNK	REPLACEMENT	NO
PL 1"	GULF STATES STEEL	N/A	N/A	7472446	UNK	REPLACEMENT	NO
SNUBBER	BERGEN POWER	41387	N/A	B.P. 2410-15	UNK	REPLACEMENT	NO
SNUBBER	BERGEN POWER	41399	N/A	B.P. 2410-15	UNK	REPLACEMENT	NO
REAR BRACKET	BERGEN POWER	N/A	N/A	B.P. 2003-10	UNK	REPLACEMENT	NO
TS 5 X 3 X 1/4	SOUTHLAND TUBE INC.	N/A	N/A	S10152	UNK	REPLACEMENT	NO
PL 1/4"	CORUS	N/A	N/A	AOR0914	UNK	REPLACEMENT	NO
1-1/2" PIPE	CP&L PN. 51414480	N/A	N/A	294072	UNK	REPLACEMENT	NO
AF-H-311							
SNUBBER	BERGEN POWER	40257	N/A	B.P. 2540-6	UNK	REPLACEMENT	NO
TS 4 X 4 X 3/8	UNITED STATES STEEL	N/A	N/A	Y05656	UNK	REPLACEMENT	NO

FORM NIS-2 OWNER'S REPORT FOR REPAIRS OR REPLACEMENTS

Continuation Sheet

Sheet 7 of 8

Name of Component	Name of Manufacturer	Manufacturer Serial No.	National Board No.	Other Identification:	Year Built	Repaired Replaced Or Replacement	ASME Code Stamped Yes/No
PL 1/4"	CORUS	N/A	N/A	AOR0914	UNK	REPLACEMENT	NO
END ATTACH.	BERGEN POWER	N/A	N/A	B.P. 2003-3	UNK	REPLACEMENT	NO
AF-H-362							
SNUBBER	BERGEN/BASIC -PSA	41390	N/A	B.P. 2410-15	UNK	REPLACEMENT	NO
6" PIPE CLAMP	BERGEN POWER	N/A	N/A	B.P. 2600-10	UNK	REPLACEMENT	NO
W4 X 13	BAYOU STEEL CORP.	N/A	N/A	71190	UNK	REPLACEMENT	NO
PL 1/2"	CORUS	N/A	N/A	B1P5527	UNK	REPLACEMENT	NO
PL 1/4"	CORUS	N/A	N/A	AOR0914	UNK	REPLACEMENT	NO
AF-H-492							
7/8" NUT	CP&L YVR-3062	N/A	N/A	73286296	UNK	REPLACEMENT	NO
7/8" ROD	CP&L YVR-3069	N/A	N/A	NAN	UNK	REPLACEMENT	NO
AF-H-673							
SNUBBER	BERGEN POWER	40260	N/A	B.P. 2410-6	UNK	REPLACEMENT	NO
6" PIPE CLAMP	BERGEN POWER	N/A	N/A	B.P. 2600-7	UNK	REPLACEMENT	NO
TS 6 X 6 X 1/2"	INDEPENDENCE TUBE	N/A	N/A	D00659	UNK	REPLACEMENT	NO
TS 6 X 4 X 1/2"	LTV COPPERWELD	N/A	N/A	Y88651	UNK	REPLACEMENT	NO
TS 4 X 4 X 1/2	LEAVITT	N/A	N/A	833L65720	UNK	REPLACEMENT	NO
TS 4 X 4 X 1/4"	BETHLEHEM STEEL	N/A	N/A	841N06520	UNK	REPLACEMENT	NO
PL 1/4"	FERALLOY	N/A	N/A	1106933	UNK	REPLACEMENT	NO
PL 1/4"	CORUS	N/A	N/A	AOR0914	UNK	REPLACEMENT	NO
PL 1/2"	CORUS	N/A	N/A	B1P5527	UNK	REPLACEMENT	NO
PL 1"	GULF STATES STEEL	N/A	N/A	7473991	UNK	REPLACEMENT	NO
PL 1-1/2"	CORUS	N/A	N/A	AIN0480	UNK	REPLACEMENT	NO
AF-H-674							
6" PIPE CLAMP	BERGEN POWER	N/A	N/A	B.P. 2600-12	UNK	REPLACEMENT	NO
RIGID STRUT	BERGEN POWER	N/A	N/A	B.P. 2100-12	UNK	REPLACEMENT	NO
PL 1/2"	GARY WORKS	N/A	N/A	E04583	UNK	REPLACEMENT	NO
PL 1"	GULF STATES STEEL	N/A	N/A	7472446	UNK	REPLACEMENT	NO

[illegible]

FORM NIS-2 OWNER'S REPORT FOR REPAIRS OR REPLACEMENTS
As Required by the Provisions for the ASME Code Section XI

1. Owner: Carolina Power & Light Date: 12/24/01
Name
P.O. Box 1551, Raleigh, N.C. 27602-1551 Sheet 1 of 3
Address
2. Plant: Shearon Harris Nuclear Power Plant Unit 1
Name
P.O. Box 165, New Hill, N.C. 27562-0165 23638
Address Repair Organization P.O. No., Job No., etc
3. Work Performed by: Becon Construction Type Code Symbol Stamp N/A
Name
P.O. Box 9, New Hill, N.C. 27562 Authorization No. N/A
Address Expiration Date N/A

4. Identification of System AUXILIARY FEEDWATER, (AFW) PIPING

5. (a) Applicable Construction Code: ASME Sec. III Cl. 2 Edition 1974 Addenda Winter 76 Code Case N/A

(b) Applicable Edition of Section XI Utilized for Repairs or Replacements: 19 89 Addenda N/A

6. Identification of Components Repaired or Replaced and Replacement Components

Name of Component	Name of Manufacturer	Manufacturer Serial No.	National Board No.	Other Identification:	Year Built	Repaired Replaced Or Replacement	ASME Code Stamped Yes/No
6" SCH. 80, SA 106 GR.B PIPE SPOOL	B.F. SHAW	2AF6-93SAB-1	N/A	ISO. SK-9700807-M-2006	2001	REPLACEMENT	YES
6" SCH. 80, SA 106 GR.B PIPE SPOOL	B.F. SHAW	2AF6-59SAB-1-A	N/A	ISO. SK-9700807-M-2006	2001	REPLACEMENT	YES
6" SCH. 80, SA234 WPB-S, 45° ELL	B.F. SHAW	2AF6-59SAB-1-B	N/A	ISO. SK-9700807-M-2006	2001	REPLACEMENT	NO
6" SCH.120, SA106 GR. C PIPE SPOOL	B.F. SHAW	2AF6-92SAB-1-	N/A	ISO. SK-9700807-M-2007	2001	REPLACEMENT	YES
6" SCH.120, SA106 GR. C PIPE SPOOL	B.F. SHAW	2AF6-07SAB-1-A	N/A	ISO. SK-9700807-M-2007	2001	REPLACEMENT	YES
6" SCH.120, SA106 GR. C PIPE SPOOL	B.F. SHAW	2AF-07SAB-1-B	N/A	ISO. SK-9700807-M-2007	2001	REPLACEMENT	YES

FORM NIS-2 OWNER'S REPORT FOR REPAIRS OR REPLACEMENTS

Continuation Sheet

Sheet 2 of 3

Name of Component	Name of Manufacturer	Manufacturer Serial No.	National Board No.	Other Identification:	Year Built	Repaired Replaced Or Replacement	ASME Code Stamped Yes/No
6" SCH.80, SA106 GR. B PIPE SPOOL	B.F. SHAW	2AF6-91SAB- 1	N/A	ISO. SK- 9700807-M- 2008	2001	REPLACEMENT	YES
6" SCH.80, SA106 GR. B PIPE SPOOL	B.F. SHAW	2AF6-60SAB- 1-A	NA	ISO. SK- 9700807-M- 2008	2001	REPLACEMENT	YES
6" SCH. 80, SA234 WPB-S, 45° ELL	B.F. SHAW	2AF6-60SAB- 1-B	N/A	ISO. SK- 9700807-M- 2008	2001	REPLACEMENT	NO
6" SCH.80, SA106 GR. B PIPE SPOOL	B.F. SHAW	97807-M- 2025-S01	N/A	ISO. SK- 9700807-M- 2025	2001	REPLACEMENT	YES
6" SCH.80, SA106 GR. B PIPE SPOOL	B.F. SHAW	97807-M- 2026-S01	N/A	ISO. SK- 9700807-M- 2026	2001	REPLACEMENT	YES
6" SCH.80, SA106 GR. B PIPE SPOOL	B.F. SHAW	97807-M- 2027-S01	N/A	ISO. SK- 9700807-M- 2027	2001	REPLACEMENT	YES

7. Description of REMOVE AND REPLACE AFW PIPING IN MST AND RCB.

8. Tests Conducted: Hydrostatic ☐ Pneumatic ☐ Nominal Operating Pressure ☒
Other ☐ Pressure _____ psi Test Temp. _____ °F

NOTE: Supplemental sheets in form of lists, sketches, or drawings may be used, provided (1) size is 8 1/2 in. x 11 in., (2) information in items 1 through 6 on this report is included on each sheet, and (3) each sheet is numbered and the number of sheets is recorded at the top of this form. (12/82)

Form NIS-2

Sheet 3 of 3

9. Remarks Reference line 6 for code data reports.

Applicable Manufacturer's Data Reports to be attached

VT-2 performed per requirements of Code Case N-416-1

CERTIFICATE OF COMPLIANCE

We certify that the statements made in the report are correct and this replacement conforms to the rules of the ASME Code, Section XI.

Type Code Symbol Stamp N/A

Certificate of Authorization No. N/A Expiration Date N/A

Signed

Dayir Song per Equipment Performance Supervisor
Owner or Owner's Designee, Title

Date 1/11, 20 02

CERTIFICATE OF INSERVICE INSPECTION

I, the undersigned, holding a valid commission issued by the National Board of Boiler and Pressure Vessel Inspectors and the State or Province of North Carolina and employed by Hartford Steam Boiler Inspection and Insurance Company of One State Street, Hartford, Connecticut 06102 have inspected the components described in this Owner's Report during the period 05-13-00 to 12-14-01, and state that to the best of my knowledge and belief, the Owner has performed examinations and taken corrective measures described in this Owner's Report in accordance with the requirements of the ASME Code, Section XI.

By signing this certificate, neither the Inspector nor his employer makes any warranty, expressed or implied, concerning the examinations and corrective measures described in this Owner's Report. Furthermore, neither the Inspector nor his employer shall be liable in any manner for any personal injury or property damage or a loss of any kind arising from or connected with this inspection.

[Signature]

Inspector's Signature

Commissions NC 1444NIAB

National Board, State, Province, and Endorsements

Date 1-17 20 02

FORM NIS-2 OWNER'S REPORT FOR REPAIRS OR REPLACEMENTS
As Required by the Provisions for the ASME Code Section XI

1. Owner: Carolina Power & Light Date: 12.04.01
Name
P.O. Box 1551, Raleigh, N.C. 27602-1551 Sheet 1 of 2
Address
2. Plant: Shearon Harris Nuclear Power Plant Unit 1
Name
P.O. Box 165, New Hill, N.C. 27562-0165 23638
Address Repair Organization P.O. No., Job No., etc
3. Work Performed by: Becon Construction Type Code Symbol Stamp N/A
Name
P.O. Box 9, New Hill, N.C. 27562 Authorization No. N/A
Address Expiration Date N/A
4. Identification of System: MAIN STEAM ASME III, CLASS 2
5. (a) Applicable Construction Code: ASME Sec. III Edition 1974 Addenda Winter 76 Code Case N/A
- (b) Applicable Edition of Section XI Utilized for Repairs or Replacements: 19 89 Addenda N/A
6. Identification of Components Repaired or Replaced and Replacement Components

Name of Component	Name of Manufacturer	Manufacturer Serial No.	National Board No.	Other Identification:	Year Built	Repaired Replaced Or Replacement	ASME Code Stamped Yes/No
2" Sch 80 Pipe SA-106 Gr.B	Gulf States Tube	N/A	N/A	Ht# 710144	Unk	REPLACEMENT	NO

7. Description of Work 2" pipe 7 1/2" lg replaced damaged spool on "C" loop vent pipe between tee & weld-o-let.
8. Tests Conducted: Hydrostatic ☐ Pneumatic ☐ Nominal Operating Pressure ☒
Other ☐ Pressure _____ psi Test Temp. _____ °F

NOTE: Supplemental sheets in form of lists, sketches, or drawings may be used, provided (1) size is 8 1/2 in. x 11 in., (2) information in items 1 through 6 on this report is included on each sheet, and (3) each sheet is numbered and the number of sheets is recorded at the top of this form. (12/82)

Form NIS-2

Sheet 2 of 2

9. Remarks Reference line 6 for code data reports.

Applicable Manufacturer's Data Reports to be attached

VT-2 performed per requirements of Code Case N-416-1

CERTIFICATE OF COMPLIANCE

We certify that the statements made in the report are correct and this replacement conforms to the rules of the ASME Code, Section XI.

Type Code Symbol Stamp N/A

Certificate of Authorization No. N/A Expiration Date N/A

Signed Dan J. Jones Equipment Performance Supervisor
Owner or Owner's Designee, Title

Date 1/11, 20 02

CERTIFICATE OF INSERVICE INSPECTION

I, the undersigned, holding a valid commission issued by the National Board of Boiler and Pressure Vessel Inspectors and the State or Province of North Carolina and employed by Hartford Steam Boiler Inspection and Insurance Company of One State Street, Hartford, Connecticut 06102 have inspected the components described in this Owner's Report during the period 05-13-00 to 12-14-01, and state that to the best of my knowledge and belief, the Owner has performed examinations and taken corrective measures described in this Owner's Report in accordance with the requirements of the ASME Code, Section XI.

By signing this certificate, neither the Inspector nor his employer makes any warranty, expressed or implied, concerning the examinations and corrective measures described in this Owner's Report. Furthermore, neither the Inspector nor his employer shall be liable in any manner for any personal injury or property damage or a loss of any kind arising from or connected with this inspection.

[Signature]
Inspector's Signature

Commissions NC 1444NIAB

National Board, State, Province, and Endorsements

Date 1-17, 20 02

FORM NIS-2 OWNER'S REPORT FOR REPAIRS OR REPLACEMENTS
As Required by the Provisions for the ASME Code Section XI

1. Owner: Carolina Power & Light Date: 12/24/01
Name
P.O. Box 1551, Raleigh, N.C. 27602-1551 Sheet 1 of 3
Address
2. Plant: Shearon Harris Nuclear Power Plant Unit 1
Name
P.O. Box 165, New Hill, N.C. 27562-0165 23638
Address Repair Organization P.O. No., Job No., etc
3. Work Performed by: Becon Construction Type Code Symbol Stamp N/A
Name
P.O. Box 9, New Hill, N.C. 27562 Authorization No. N/A
Address Expiration Date N/A

4. Identification of System: STEAM GENERATOR BLOWDOWN (LINE # 2BD3-218SN-1)

5. (a) Applicable Construction Code ASME III Edition 1974 Addenda Winter 1976 Code Case N/A

(b) Applicable Edition of Section XI Utilized for Repairs or Replacements: 1989 Addenda N/A

6. Identification of Components Repaired or Replaced and Replacement Components

Name of Component	Name of Manufacturer	Manufacturer Serial No.	National Board No.	Other Identification:	Year Built	Repaired Replaced Or Replacement	ASME Code Stamped Yes/No
PIPE 3"	VALLOUREC & MANNESMANN TUBES	N/A	N/A	HT # 344533 SA 335 GR P22	UNK.	REPLACEMENT	NO
3" ELBOW 90 DEGREE	TAILOR FORGE STAINLESS	N/A	N/A	HT# LWKQ-1 LWKQ-2 SA 234 WP22 SMLS.	UNK.	REPLACEMENT	NO

7. Description of Work Steam Generator Blowdown line # 2BD3-218SN-1 was partially removed and then
reinstalled/modified

8. Tests Conducted: Hydrostatic ☐ Pneumatic ☐ Nominal Operating Pressure ☒
Other ☐ Pressure _____ psi Test Temp. °F

NOTE: Supplemental sheets in form of lists, sketches, or drawings may be used, provided (1) size is 8 1/2 in. x 11 in., (2) information in items 1 through 6 on this report is included on each sheet, and (3) each sheet is numbered and the number of sheets is recorded at the top of this form. (12/82)

Form NIS-2

Sheet 2 of 3

9. Remarks Reference line 6 for code data reports.
Applicable Manufacturer's Data Reports to be attached

VT-2 performed per requirements of Code Case N-416-1.

CERTIFICATE OF COMPLIANCE

We certify that the statements made in the report are correct and this REPLACEMENT conforms to the rules of the
repair or replacement
ASME Code, Section XI.

Type Code Symbol Stamp N/A

Certificate of Authorization No. N/A Expiration Date N/A

Signed Dominic D'Amico for Equipment Performance Supervisor Date 1/11, 20 02
Owner or Owner's Designee, Title

CERTIFICATE OF INSERVICE INSPECTION

I, the undersigned, holding a valid commission issued by the National Board of Boiler and Pressure Vessel Inspectors and the State
or Province of North Carolina and employed by Hartford Steam Boiler Inspection and Insurance Company of One State Street,
Hartford, Connecticut 06102 have inspected the components described in this Owner's Report during the
period 05-13-00 to 12-14-01, and state that to the best of my knowledge and belief, the Owner has
performed examinations and taken corrective measures described in this Owner's Report in accordance with the requirements of
the ASME Code, Section XI.

By signing this certificate, neither the Inspector nor his employer makes any warranty, expressed or implied, concerning the
examinations and corrective measures described in this Owner's Report. Furthermore, neither the Inspector nor his employer shall
be liable in any manner for any personal injury or property damage or a loss of any kind arising from or connected with this
inspection.

[Signature] Commissions NC 1444NIAB
Inspector's Signature National Board, State, Province, and Endorsements

Date 1-18 20 02

FORM NIS-2 OWNER'S REPORT FOR REPAIRS OR REPLACEMENTS

Continuation Sheet

Sheet 3 of 3

Name of Component	Name of Manufacturer	Manufacturer Serial No.	National Board No.	Other Identification:	Year Built	Repaired Replaced Or Replacement	ASME Code Stamped Yes/No
3" ELBOW 45 DEGREE	TAILOR FORGE STAINLESS	N/A	N/A	HT# LWKQ-2 SA 234 WP22 SMLS.	UNK.	REPLACEMENT	NO
3" X 3/4" SW PIPET	WFI	N/A	N/A	HT# 2050ANC SA-182 GR.F22	UNK.	REPLACEMENT	NO
4" x 3" RED	TAILOR FORGE STAINLESS	N/A	N/A	HT# LVNU-1 SA 234 WP22 SMLS.	UNK.	REPLACEMENT	NO
4" 90 DEGREE ELBOW	TUBE FORGINGS OF AMERICA	N/A	N/A	HT# 676L SA-234 GR WPB	UNK.	REPLACEMENT	NO
2" PIPE	GULF STATES TUBE	N/A	N/A	HT#7526379 SA-335 GR.P22	UNK.	REPLACEME NT	NO
3" X 2" REDUCER	TAILOR FORGE STAINLESS	N/A	N/A	HT# LWKQ-2 SA 234 WP22 SMLS.	UNK.	REPLACEMENT	NO

FORM NIS-2 OWNER'S REPORT FOR REPAIRS OR REPLACEMENTS
As Required by the Provisions for the ASME Code Section XI

1. Owner: Carolina Power & Light Date: 12/24/01
Name
P.O. Box 1551, Raleigh, N.C. 27602-1551 Sheet 1 of 2
Address
2. Plant: Shearon Harris Nuclear Power Plant Unit 1
Name
P.O. Box 165, New Hill, N.C. 27562-0165 23638
Address Repair Organization P.O. No., Job No., etc
3. Work Performed by: Becon Construction Type Code Symbol Stamp N/A
Name
P.O. Box 9, New Hill, N.C. 27562 Authorization No. N/A
Address Expiration Date N/A

4. Identification of System: STEAM GENERATOR BLOWDOWN (LINE # 2BD4-2SN-1)

5. (a) Applicable Construction Code ASME III Edition 1974 Addenda Winter 1976 Code Case N/A

(b) Applicable Edition of Section XI Utilized for Repairs or Replacements: 1989 Addenda N/A

6. Identification of Components Repaired or Replaced and Replacement Components

Name of Component	Name of Manufacturer	Manufacturer Serial No.	National Board No.	Other Identification:	Year Built	Repaired Replaced Or Replacement	ASME Code Stamped Yes/No
PIPE 4"	US STEEL GROUP	N/A	N/A	HT# B86365 SA 106 GR. B	UNK.	REPLACEMENT	NO
4" X 2" BW REDUCER	LADISH	N/A	N/A	HT# JL6SH1	UNK.	REPLACEMENT	NO

7. Description of Work Steam Generator Blowdown line # 2BD4-2SN-1 was partially removed and then
reinstalled/modified

8. Tests Conducted: Hydrostatic ☐ Pneumatic ☐ Nominal Operating Pressure ☒
Other ☐ Pressure _____ psi Test Temp. °F

NOTE: Supplemental sheets in form of lists, sketches, or drawings may be used, provided (1) size is 8 ½ in. x 11 in., (2) information in items 1 through 6 on this report is included on each sheet, and (3) each sheet is numbered and the number of sheets is recorded at the top of this form. (12/82)

Form NIS-2

Sheet 2 of 2

9. Remarks Reference line 6 for code data reports.

Applicable Manufacturer's Data Reports to be attached

VT-2 performed per requirements of Code Case N-416-1.

CERTIFICATE OF COMPLIANCE

We certify that the statements made in the report are correct and this REPLACEMENT conforms to the rules of the
repair or replacement
ASME Code, Section XI.

Type Code Symbol Stamp N/A

Certificate of Authorization No. N/A Expiration Date N/A

Signed

Dan J. Gandy
Owner or Owner's Designee, Title

Equipment Performance Supervisor

Date 1/11, 20 02

CERTIFICATE OF INSERVICE INSPECTION

I, the undersigned, holding a valid commission issued by the National Board of Boiler and Pressure Vessel Inspectors and the State or Province of North Carolina and employed by Hartford Steam Boiler Inspection and Insurance Company of One State Street
Hartford, Connecticut 06102 have inspected the components described in this Owner's Report during the period 05-13-00 to 12-14-01, and state that to the best of my knowledge and belief, the Owner has performed examinations and taken corrective measures described in this Owner's Report in accordance with the requirements of the ASME Code, Section XI.

By signing this certificate, neither the Inspector nor his employer makes any warranty, expressed or implied, concerning the examinations and corrective measures described in this Owner's Report. Furthermore, neither the Inspector nor his employer shall be liable in any manner for any personal injury or property damage or a loss of any kind arising from or connected with this inspection.

[Signature]
Inspector's Signature

Commissions NC 1444NIAB

National Board, State, Province, and Endorsements

Date 1-18 20 02

FORM NIS-2 OWNER'S REPORT FOR REPAIRS OR REPLACEMENTS
As Required by the Provisions for the ASME Code Section XI

1. Owner: Carolina Power & Light Date: 12/24/01
Name
P.O. Box 1551, Raleigh, N.C. 27602-1551 Sheet 1 of 2
Address
2. Plant: Shearon Harris Nuclear Power Plant Unit 1
Name
P.O. Box 165, New Hill, N.C. 27562-0165 23638
Address Repair Organization P.O. No., Job No., etc
3. Work Performed by: Becon Construction Type Code Symbol Stamp N/A
Name
P.O. Box 9, New Hill, N.C. 27562 Authorization No. N/A
Address Expiration Date N/A

4. Identification of System: STEAM GENERATOR BLOWDOWN (LINE # 2BD4-3SN-1)

5. (a) Applicable Construction Code ASME III Edition 1974 Addenda Winter 1976 Code Case N/A

(b) Applicable Edition of Section XI Utilized for Repairs or Replacements: 1989 Addenda N/A

6. Identification of Components Repaired or Replaced and Replacement Components

Name of Component	Name of Manufacturer	Manufacturer Serial No.	National Board No.	Other Identification:	Year Built	Repaired Replaced Or Replacement	ASME Code Stamped Yes/No
VALVE 4" GATE 900#	BORG WARNER	58784 or 69697 or 69698	N/A	435JAB2-006 SA 105	1980 1981 1981	REPLACEMENT	YES
4" PIPE	US STEEL GROUP	N/A		HT# B86365 SA-106 GR.B		REPLACEMENT	NO
36-3X1 3000# SW PIPET	WFI	N/A	N/A	HT# 468 SA 105	UNK.	REPLACEMENT	NO

7. Description of Work Steam Generator Blowdown line # 2BD4-3SN-1 was partially removed and then
reinstalled/modified

8. Tests Conducted: Hydrostatic ☐ Pneumatic ☐ Nominal Operating Pressure ☒
Other ☐ Pressure _____ psi Test Temp. °F

NOTE: Supplemental sheets in form of lists, sketches, or drawings may be used, provided (1) size is 8 1/2 in. x 11 in., (2) information in items 1 through 6 on this report is included on each sheet, and (3) each sheet is numbered and the number of sheets is recorded at the top of this form. (12/82)

Form NIS-2

Sheet 2 of 2

9. Remarks Reference line 6 for code data reports.

Applicable Manufacturer's Data Reports to be attached

VT-2 performed per requirements of Code Case N-416-1.


CERTIFICATE OF COMPLIANCE

We certify that the statements made in the report are correct and this REPLACEMENT conforms to the rules of the
repair or replacement
ASME Code, Section XI.

Type Code Symbol Stamp N/A

Certificate of Authorization No. N/A Expiration Date N/A

Signed



Equipment Performance Supervisor

Date 1/11, 20 02

Owner or Owner's Designee, Title

CERTIFICATE OF INSERVICE INSPECTION

I, the undersigned, holding a valid commission issued by the National Board of Boiler and Pressure Vessel Inspectors and the State or Province of North Carolina and employed by Hartford Steam Boiler Inspection and Insurance Company of One State Street, Hartford, Connecticut 06102 have inspected the components described in this Owner's Report during the period 05-13-00 to 12-14-01, and state that to the best of my knowledge and belief, the Owner has performed examinations and taken corrective measures described in this Owner's Report in accordance with the requirements of the ASME Code, Section XI.

By signing this certificate, neither the Inspector nor his employer makes any warranty, expressed or implied, concerning the examinations and corrective measures described in this Owner's Report. Furthermore, neither the Inspector nor his employer shall be liable in any manner for any personal injury or property damage or a loss of any kind arising from or connected with this inspection.



Inspector's Signature

Commissions NC 1444NIAB

National Board, State, Province, and Endorsements

Date 1-18 20 02

FORM NPV-1 N CERTIFICATE HOLDERS' DATA REPORT FOR NUCLEAR PUMPS OR VALVES*

As Required by the Provisions of the ASME Code, Section III, Div. 1

1. Manufactured by Nuclear Valve Div., Borg Warner, 7500 Tyrone Ave., Van Nuys, Calif.
(Name and Address of N Certificate Holder)
2. Manufactured for Washington Public Power Supply System, Richland, Washington 99352
(Name and Address of Purchaser or Owner)
3. Location of Installation System, Near BATSOP, Southeastern Grays Harbor County, Washington
(Name and Address)
4. Pump or Valve Gate Valve Nominal Inlet Size 4 (inch) Outlet Size 4 (inch)

	(a) Model No.	(b) N Certificate Holder's	(c) Canadian	(d) Drawing	(e) Class	(f) Nat'l.	(g) Year
	Series No.	Serial	Registration	No.		Bd. No.	Built
	or Type	No.	No.				
✓ (1)	900#	69697 & 69698	N/A	435JAB2-006	2	N/A	- 1981
(2)							
(3)							
(4)							
(5)							
(6)							
(7)							
(8)							
(9)							
(10)							

5. The valves are designed to handle a fluid media which includes steam, water condensate, borated water, etc., associated with a PWR and BWR. The temperature pressure rating of the media is stated below.
(Brief description of service for which equipment was designed)

6. Design Conditions 2000 475
2160 100 °F or Valve Pressure Class N/A (1)
(Pressure) (Temperature)
7. Cold Working Pressure 2160 psi at 100°F.
8. Pressure Retaining Pieces

Mark No.	Material Spec. No.	Manufacturer	Remarks
(a) Castings			
✓ Gate-Code 1T27	SA 351 CF8M	Vulcan Steel	
1T60			
(b) Forgings			
✓ Body-Code 4J09	SA 105	Jorgensen Steel	
✓ Bonnet-Code 4F47	SA 105	Compton Forge	
1R25			
✓ Neck-Code 4A29	SA 105	Shultz Steel	
✓ Weld Cap-Code 1X70	SA 105	Compton Forge	
✓ Retainer-Code 2P03	SA 105	Jorgensen Steel	
4H08		Compton Forge	

(1) For manually operated valves only.

* Supplemental sheets in form of lists, sketches or drawings may be used provided (1) size is 8-1/2" x 11", (2) information in items 1, 2 and 5 on this Data Report is included on each sheet, and (3) each sheet is numbered and number of sheets is recorded at top of this form.

MIRR YVR-09591 3

FORM NPV-1 (Basic)

[illegible]

B. Hydrostatic test 3250 psi. Disk Differential test pressure 2200 psi.

CERTIFICATE OF COMPLIANCE

We certify that the statements made in this report are correct and that this pump, or valve, conforms to the rules of construction of the ASME Code for Nuclear Power Plant Components, Section III, Div. 1, Edition 1974.

construction of the Atomic Energy for Nuclear Power Plant Development Society, Inc.
 Addenda Winter '78, Code Case No. N/A Date 9/20/81

Signed Nuclear Valve Div., Borg Warner *W. H. K. Arnold*
(or Certificate Holder)

Our ASME Certificate of Authorization No. H-1254 to use the H symbol expires 10/27/81

CERTIFICATION OF DESIGN

Design information on file at NYD of Borg Warner, 7500 Tyngs Ave., Van Nuys, Ca. 91409

Stress analysis report (Class 1 only) on file at N/A

Design specifications certified by (1) Alwin C. Chen
 PE State Wash. Reg. No. 15619

Stress analysis certified by (1) _____ N/A
FE Stress _____ Reg. No. _____

(1) Signature not required. List name only.

CERTIFICATE OF SHOP INSPECTION

I, the undersigned, holding a valid commission issued by the National Board of Boiler and Pressure Vessel Inspectors and the State or Province of California and employed by Lumbermen's Mutual Casualty of Long Grove, Illinois have inspected the pump, or valve, described in this Data Report on 5/19/21, and state that to the best of my knowledge and belief, the N Certificate Holder has constructed this pump, or valve, in accordance with the ASME Code, Section III.

By signing this certificate, neither the Inspector nor his employer makes any warranty, expressed or implied, concerning the equipment described in this Data Report. Furthermore, neither the Inspector nor his employer shall be liable in any manner for any personal injury or property damage or a loss of any kind arising from or connected with this inspection.

Date 1-15-57 19 57

127500 A.

See remarks
1. Manufactured by Nuclear Valve Div., Borg Warner, 7500 Tyrone Ave., Van Nuys, Calif.
(Name and Address of N Certificate Holder)
2. Manufactured for Washington Public Power Supply System, Richland, Washington 99352
(Name and Address of Purchaser or Owner)
3. Location of Installation System, Near SATSOP, Southeastern Grays Harbor County, Washington
(Name and Address)

4. Pump or Valve Gate Valve Nominal Inlet Size 4 (inch) Outlet Size 4 (inch)
(a) Model No. (b) N Certificate Holder's Serial No. (c) Canadian Registration No. (d) Drawing No. (e) Nat'l Bd. No. (f) Year Built
DATE (of Class)

(1)	900#	58783	58784	N/A	435JAB2-006	2	N/A	1980
(2)								
(3)								
(4)								
(5)								
(6)								
(7)								
(8)								
(9)								
(10)								

5. The valves are designed to handle a fluid media which includes steam, water condensate, borated water, etc., associated with a PWR and BWR. The temperature pressure rating of the media is stated below.
(Brief description of service for which equipment was designed)

6. Design Conditions 1850 475 psi (Temperature) 2160 100 psi at 100°F. (Pressure)
7. Cold Working Pressure 2160 psi at 100°F.
8. Pressure Retaining Pieces

Mark No.	Material Spec. No.	Manufacturer	Remarks
(a) Castings			
Gate-Code 1U43, 3H32	SA 351 CF8M	Waukesha Frdy. / Vulcan Steel	
			* Design conditions were
			2000 psi 475
			2160 100
(b) Forgings			
Body-Code 4A59	SA 105	Jorgensen Steel	
Bonnet-Code 2P03	SA 105	Jorgensen Steel	
Neck-Code 4A29	SA 105	Skultz Steel	
Weld Cap-Code 1X70	SA 105	Jorgensen Steel	
Retainer-Code 3A09	SA 105	Jorgensen Steel	

CERTIFICATE OF COMPLIANCE

Signed NUCLEAR VALVE DIV., BOEHM VALVE by Harold P. Gorman
(in Careless position)
Our ASME Certificate of Authorization No. N-1256 to user N symbol expires 10/27/81
(Date)

Design information on the subject of WVD of Brock Warner, 7500 Cypress Ave., Van Nuys, Ca. 91409
System analysis report (Class 1 only) on the at _____ N/A

City of _____ Wash. _____ 15619

CERTIFICATE OF SHOP INSPECTION

By signing this certificate, neither the Inspector nor his employer makes any warranty, expressed or implied, concerning the equipment described in this Data Report. Furthermore, neither the Inspector nor his employer shall be liable in any manner for any personal injury or property damage or a loss of any kind arising from or connected with this inspection.

Date 1/24
1980

[Signature]
Commissioner
(H&M) Sec. Prov. and Nat.
Res.

1325 Ct.

FORM NIS-2 OWNER'S REPORT FOR REPAIRS OR REPLACEMENTS
As Required by the Provisions for the ASME Code Section XI

1. Owner: Carolina Power & Light Date: 12/24/01
Name
P.O. Box 1551, Raleigh, N.C. 27602-1551 Sheet 1 of 3
Address
2. Plant: Shearon Harris Nuclear Power Plant Unit 1
Name
P.O. Box 165, New Hill, N.C. 27562-0165 23638
Address Repair Organization P.O. No., Job No., etc
3. Work Performed by: Becon Construction Type Code Symbol Stamp N/A
Name
P.O. Box 9, New Hill, N.C. 27562 Authorization No. N/A
Address Expiration Date N/A

4. Identification of System: STEAM GENERATOR BLOWDOWN (LINE # 2BD2-67SN-1)

5. (a) Applicable Construction Code ASME III Edition 1974 Addenda Winter 1976 Code Case N/A

(b) Applicable Edition of Section XI Utilized for Repairs or Replacements: 1989 Addenda N/A

6. Identification of Components Repaired or Replaced and Replacement Components

Name of Component	Name of Manufacturer	Manufacturer Serial No.	National Board No.	Other Identification:	Year Built	Repaired Replaced Or Replacement	ASME Code Stamped Yes/No
PIPE 2"	GULF STATES VISION METALS	N/A	N/A	HT # 710144 SA 106 GR B	UNK.	REPLACEMENT	NO
2" SW COUPLING	BONNEY FORGE	N/A	N/A	HT# 9182 SA 105	UNK.	REPLACEMENT	NO

7. Description of Work Steam Generator Blowdown line # 2BD2-67SN-1 was partially removed and then
reinstalled/modified

8. Tests Conducted: Hydrostatic ☐ Pneumatic ☐ Nominal Operating Pressure ☒
Other ☐ Pressure _____ psi Test Temp. °F

NOTE: Supplemental sheets in form of lists, sketches, or drawings may be used, provided (1) size is 8 1/2 in. x 11 in., (2) information in items 1 through 6 on this report is included on each sheet, and (3) each sheet is numbered and the number of sheets is recorded at the top of this form. (12/82)

Form NIS-2

Sheet 2 of 3

9. Remarks Reference line 6 for code data reports.
Applicable Manufacturer's Data Reports to be attached
VT-2 performed per requirements of Code Case N-416-1.

CERTIFICATE OF COMPLIANCE

We certify that the statements made in the report are correct and this REPLACEMENT conforms to the rules of the
repair or replacement
ASME Code, Section XI.

Type Code Symbol Stamp N/A

Certificate of Authorization No. N/A Expiration Date N/A

Signed Danilo J. Long Equipment Performance Supervisor Date 1/11, 20 02
Owner or Owner's Designee, Title

CERTIFICATE OF INSERVICE INSPECTION

I, the undersigned, holding a valid commission issued by the National Board of Boiler and Pressure Vessel Inspectors and the State or Province of North Carolina and employed by Hartford Steam Boiler Inspection and Insurance Company of One State Street, Hartford, Connecticut 06102 have inspected the components described in this Owner's Report during the period 05-13-00 to 12-14-01, and state that to the best of my knowledge and belief, the Owner has performed examinations and taken corrective measures described in this Owner's Report in accordance with the requirements of the ASME Code, Section XI.

By signing this certificate, neither the Inspector nor his employer makes any warranty, expressed or implied, concerning the examinations and corrective measures described in this Owner's Report. Furthermore, neither the Inspector nor his employer shall be liable in any manner for any personal injury or property damage or a loss of any kind arising from or connected with this inspection.

[Signature] Commissions NC 1444NIAB
Inspector's Signature National Board, State, Province, and Endorsements

Date 1-18 20 02

[illegible]

FORM NIS-2 OWNER'S REPORT FOR REPAIRS OR REPLACEMENTS
As Required by the Provisions for the ASME Code Section XI

1. Owner: Carolina Power & Light Date: 12/24/01
Name
P.O. Box 1551, Raleigh, N.C. 27602-1551
Address
2. Plant: Shearon Harris Nuclear Power Plant Unit 1
Name
P.O. Box 165, New Hill, N.C. 27562-0165
Address
3. Work Performed by: Bacon Construction Type Code Symbol Stamp N/A
Name
P.O. Box 9, New Hill, N.C. 27562
Address
4. Identification of System: STEAM GENERATOR BLOWDOWN (LINE # 2BD3-220SN-1)

5. (a) Applicable Construction Code ASME III Edition 1974 Addenda Winter 1976 Code Case N/A
- (b) Applicable Edition of Section XI Utilized for Repairs or Replacements: 1989 Addenda N/A

6. Identification of Components Repaired or Replaced and Replacement Components

Name of Component	Name of Manufacturer	Manufacturer Serial No.	National Board No.	Other Identification:	Year Built	Repaired Replaced Or Replacement	ASME Code Stamped Yes/No
PIPE 3"	VALLOUREC & MANNESMANN TUBES	N/A	N/A	HT # 344533 SA 335 GR P22	UNK.	REPLACEMENT	NO
3" ELBOW 90 DEGREE	TAILOR FORGE STAINLESS	N/A	N/A	HT# LWKQ-1 LWKQ-2 SA 234 WP22 SMLS.	UNK.	REPLACEMENT	NO

7. Description of Work Steam Generator Blowdown line # 2BD3-220SN-1 was partially removed and then
reinstalled/modified

8. Tests Conducted: Hydrostatic ☐ Pneumatic ☐ Nominal Operating Pressure ☒
Other ☐ Pressure _____ psi Test Temp. °F

NOTE: Supplemental sheets in form of lists, sketches, or drawings may be used, provided (1) size is 8 1/2 in. x 11 in., (2) information in items 1 through 6 on this report is included on each sheet, and (3) each sheet is numbered and the number of sheets is recorded at the top of this form. (12/82)

Form NIS-2

Sheet 2 of 3

9. Remarks Reference line 6 for code data reports.

Applicable Manufacturer's Data Reports to be attached

VT-2 performed per requirements of Code Case N-416-1.

CERTIFICATE OF COMPLIANCE

We certify that the statements made in the report are correct and this REPLACEMENT conforms to the rules of the
repair or replacement
ASME Code, Section XI.

Type Code Symbol Stamp N/A

Certificate of Authorization No. N/A Expiration Date N/A

Signed Danilo Chang in Equipment Performance Supervisor
Owner or Owner's Designee, Title

Date 1/11, 20 02

CERTIFICATE OF INSERVICE INSPECTION

I, the undersigned, holding a valid commission issued by the National Board of Boiler and Pressure Vessel Inspectors and the State or Province of North Carolina and employed by Hartford Steam Boiler Inspection and Insurance Company of One State Street, Hartford, Connecticut 06102 have inspected the components described in this Owner's Report during the period 05-13-00 to 12-14-01, and state that to the best of my knowledge and belief, the Owner has performed examinations and taken corrective measures described in this Owner's Report in accordance with the requirements of the ASME Code, Section XI.

By signing this certificate, neither the Inspector nor his employer makes any warranty, expressed or implied, concerning the examinations and corrective measures described in this Owner's Report. Furthermore, neither the Inspector nor his employer shall be liable in any manner for any personal injury or property damage or a loss of any kind arising from or connected with this inspection.

[Signature]
Inspector's Signature

Commissions NC 1444NIAB

National Board, State, Province, and Endorsements

Date 1-18 2002

FORM NIS-2 OWNER'S REPORT FOR REPAIRS OR REPLACEMENTS

Continuation Sheet

Sheet 3 of 3

Name of Component	Name of Manufacturer	Manufacturer Serial No.	National Board No.	Other Identification:	Year Built	Repaired Replaced Or Replacement	ASME Code Stamped Yes/No
3" ELBOW 45 DEGREE	TAILOR FORGE STAINLESS	N/A	N/A	HT# LWKQ-2 SA 234 WP22 SMLS.	UNK.	REPLACEMENT	NO
3" X ¾" SW PIPET	WFI	N/A	N/A	HT# 697ZNC SA-182 GR.F22	UNK.	REPLACEMENT	NO
4" x 3" RED	TAILOR FORGE STAINLESS	N/A	N/A	HT# LVNU-1 SA 234 WP22 SMLS.	UNK.	REPLACEMENT	NO
4" 90 DEGREE ELBOW	TUBE FORGINGS OF AMERICA	N/A	N/A	HT# 676L SA-234 GR WPB	UNK.	REPLACEMENT	NO
2" PIPE	GULF STATES TUBE	N/A	N/A	HT#7526379 SA-335 GR.P22	UNK	REPLACEME NT	NO
3" X 2" REDUCER	TAILOR FORGE STAINLESS	N/A	N/A	HT# LWKQ-2 SA 234 WP22 SMLS.	UNK.	REPLACEMENT	NO

FORM NIS-2 OWNER'S REPORT FOR REPAIRS OR REPLACEMENTS
As Required by the Provisions for the ASME Code Section XI

1. Owner: Carolina Power & Light Date: 12/24/01
Name
P.O. Box 1551, Raleigh, N.C. 27602-1551 Sheet 1 of 2
Address
2. Plant: Shearon Harris Nuclear Power Plant Unit 1
Name
P.O. Box 165, New Hill, N.C. 27562-0165 23638
Address Repair Organization P.O. No., Job No., etc
3. Work Performed by: Becon Construction Type Code Symbol Stamp N/A
Name
P.O. Box 9, New Hill, N.C. 27562 Authorization No. N/A
Address Expiration Date N/A

4. Identification of System: STEAM GENERATOR BLOWDOWN (LINE # 2BD4-10SN-1)

5. (a) Applicable Construction Code ASME III Edition 1974 Addenda Winter 1976 Code Case N/A

(b) Applicable Edition of Section XI Utilized for Repairs or Replacements: 1989 Addenda N/A

6. Identification of Components Repaired or Replaced and Replacement Components

Name of Component	Name of Manufacturer	Manufacturer Serial No.	National Board No.	Other Identification:	Year Built	Repaired Replaced Or Replacement	ASME Code Stamped Yes/No
PIPE 4"	US STEEL	N/A	N/A	HT# B86365	UNK.	REPLACEMENT	NO
	GROUP			SA 106 GR. B			
4" X 2" BW REDUCER	LADISH	N/A	N/A	HT# JL6SH1	UNK.	REPLACEMENT	NO

7. Description of Work Steam Generator Blowdown line # 2BD4-10SN-1 was partially removed and then
reinstalled/modified

8. Tests Conducted: Hydrostatic ☐ Pneumatic ☐ Nominal Operating Pressure ☒
Other ☐ Pressure _____ psi Test Temp. °F

NOTE: Supplemental sheets in form of lists, sketches, or drawings may be used, provided (1) size is 8 1/2 in. x 11 in., (2) information in items 1 through 6 on this report is included on each sheet, and (3) each sheet is numbered and the number of sheets is recorded at the top of this form. (12/82)

Form NIS-2

Sheet 2 of 2

9. Remarks Reference line 6 for code data reports.
Applicable Manufacturer's Data Reports to be attached
VT-2 performed per requirements of Code Case N-416-1.

CERTIFICATE OF COMPLIANCE

We certify that the statements made in the report are correct and this REPLACEMENT conforms to the rules of the
repair or replacement
ASME Code, Section XI.

Type Code Symbol Stamp N/A

Certificate of Authorization No. N/A Expiration Date N/A

Signed Dan Gung Equipment Performance Supervisor Date 1/11, 20 02
Owner or Owner's Designee, Title

CERTIFICATE OF INSERVICE INSPECTION

I, the undersigned, holding a valid commission issued by the National Board of Boiler and Pressure Vessel Inspectors and the State or Province of North Carolina and employed by Hartford Steam Boiler Inspection and Insurance Company of One State Street, Hartford, Connecticut 06102 have inspected the components described in this Owner's Report during the period 05-13-00 to 12-14-01, and state that to the best of my knowledge and belief, the Owner has performed examinations and taken corrective measures described in this Owner's Report in accordance with the requirements of the ASME Code, Section XI.

By signing this certificate, neither the Inspector nor his employer makes any warranty, expressed or implied, concerning the examinations and corrective measures described in this Owner's Report. Furthermore, neither the Inspector nor his employer shall be liable in any manner for any personal injury or property damage or a loss of any kind arising from or connected with this inspection.

[Signature] Commissions NC 1444NIAB
Inspector's Signature National Board, State, Province, and Endorsements
Date 1-18 20 02

FORM NIS-2 OWNER'S REPORT FOR REPAIRS OR REPLACEMENTS
As Required by the Provisions for the ASME Code Section XI

1. Owner: Carolina Power & Light Date: 12/24/01
Name
P.O. Box 1551, Raleigh, N.C. 27602-1551 Sheet 1 of 2
Address

2. Plant: Shearon Harris Nuclear Power Plant Unit 1
Name
P.O. Box 165, New Hill, N.C. 27562-0165 23638
Address Repair Organization P.O. No., Job No., etc

3. Work Performed by: Becon Construction Type Code Symbol Stamp N/A
Name
P.O. Box 9, New Hill, N.C. 27562 Authorization No. N/A
Address Expiration Date N/A

4. Identification of System: STEAM GENERATOR BLOWDOWN (LINE # 2BD4-11SN-1)

5. (a) Applicable Construction Code ASME III Edition 1974 Addenda Winter 1976 Code Case N/A

(b) Applicable Edition of Section XI Utilized for Repairs or Replacements: 1989 Addenda N/A

6. Identification of Components Repaired or Replaced and Replacement Components

Name of Component	Name of Manufacturer	Manufacturer Serial No.	National Board No.	Other Identification:	Year Built	Repaired Replaced Or Replacement	ASME Code Stamped Yes/No
VALVE 4" GATE 900#	BORG WARNER	58784 or 69697 or 69698	N/A	435JAB2-006 SA 105	1980 1981 1981	REPLACED	YES
36-3X1 3000# SW PIPET	WFI	N/A	N/A	HT# 468 SA 105	UNK.	REPLACED	NO

7. Description of Work Steam Generator Blowdown line # 2BD4-11SN-1 was partially removed and then
reinstalled/modified

8. Tests Conducted: Hydrostatic ☐ Pneumatic ☐ Nominal Operating Pressure ☒
Other ☐ Pressure _____ psi Test Temp. °F

NOTE: Supplemental sheets in form of lists, sketches, or drawings may be used, provided (1) size is 8 1/2 in. x 11 in., (2) information in items 1 through 6 on this report is included on each sheet, and (3) each sheet is numbered and the number of sheets is recorded at the top of this form. (12/82)

Form NIS-2

Sheet 2 of 2

9. Remarks Reference line 6 for code data reports.
Applicable Manufacturer's Data Reports to be attached
VT-2 performed per requirements of Code Case N-416-1.

CERTIFICATE OF COMPLIANCE

We certify that the statements made in the report are correct and this REPLACEMENT conforms to the rules of the
ASME Code, Section XI.
repair or replacement

Type Code Symbol Stamp N/A

Certificate of Authorization No. N/A Expiration Date N/A

Signed Dan Long for Equipment Performance Supervisor Date 1/11, 20 02
Owner or Owner's Designee, Title

CERTIFICATE OF INSERVICE INSPECTION

I, the undersigned, holding a valid commission issued by the National Board of Boiler and Pressure Vessel Inspectors and the State or Province of North Carolina and employed by Hartford Steam Boiler Inspection and Insurance Company of One State Street, Hartford, Connecticut 06102 have inspected the components described in this Owner's Report during the period 05-13-00 to 12-14-01, and state that to the best of my knowledge and belief, the Owner has performed examinations and taken corrective measures described in this Owner's Report in accordance with the requirements of the ASME Code, Section XI.

By signing this certificate, neither the Inspector nor his employer makes any warranty, expressed or implied, concerning the examinations and corrective measures described in this Owner's Report. Furthermore, neither the Inspector nor his employer shall be liable in any manner for any personal injury or property damage or a loss of any kind arising from or connected with this inspection.

[Signature] Commissions NC 1444NIAB
Inspector's Signature National Board, State, Province, and Endorsements

Date 1-18 20 02

FORM NPV-1 N CERTIFICATE HOLDERS' DATA REPORT FOR NUCLEAR PUMPS OR VALVES*

As Required by the Provisions of the ASME Code, Section III, Div. 1

1. Manufactured by Nuclear Valve Div., Borg Warner, 7500 Tyrone Ave., Van Nuys, Calif.
(Name and Address of N Certificate Holder)
2. Manufactured for Washington Public Power Supply System, Richland, Washington 99352
(Name and Address of Purchaser or Owner)
3. Location of Installation System, Near BATSOP, Southeastern Grays Harbor County, Washington
(Name and Address)
4. Pump or Valve Gate Valve Nominal Inlet Size 4 (inch) Outlet Size 4 (inch)

	(a) Model No. Series No. or Type	(b) N Certificate Holder's Serial No.	(c) Canadian Registration No.	(d) Drawing No.	(e) Class	(f) Nat'l. Bd. No.	(g) Year Built
✓ (1)	900#	69697 & 69698	N/A	435JAB2-006	2	N/A	1981
(2)							
(3)							
(4)							
(5)							
(6)							
(7)							
(8)							
(9)							
(10)							

5. The valves are designed to handle a fluid media which includes steam, water condensate, borated water, etc., associated with a PWR and BWR. The
(Brief description of service for which equipment was designed)
temperature pressure rating of the media is stated below.

6. Design Conditions 2000 475
2160 psi 100 °F or Valve Pressure Class N/A (1)
(Pressure) (Temperature)
7. Cold Working Pressure 2160 psi at 100°F.
8. Pressure Retaining Pieces

Mark No.	Material Spec. No.	Manufacturer	Remarks
(a) Castings			
✓ Gate-Code 1T27	SA 351 CF8M	Vulcan Steel	
1T60			
(b) Forgings			
✓ Body-Code 4J09	SA 105	Jorgensen Steel	
✓ Bonnet-Code 4F47	SA 105	Compton Forge	
1R25			
✓ Neck-Code 4A29	SA 105	Shultz Steel	
✓ Weld Cap-Code 1X70	SA 105	Compton Forge	
✓ Retainer-Code 2P03	SA 105	Jorgensen Steel	
4H08		Compton Forge	

(1) For manually operated valves only.

* Supplemental sheets in form of lists, sketches or drawings may be used provided (1) size is 8-1/2" x 11", (2) information in items 1, 2 and 5 on this Data Report is included on each sheet, and (3) each sheet is numbered and number of sheets is recorded at top of this form.

[illegible]

g. Hypertonic test 3250 psi. Dist. Differential test pressure 2200 psi.

CERTIFICATE OF COMPLIANCE

We certify that the statements made in this report are correct and that this pamphlet, or value, conforms to the rules of construction of the ASME Code for Nuclear Power Plant Components, Section III, Div. 1, Edition 1974.

Winter '76 Code Case No. N/A Date 4/30/76

ASME

Signed Nuclear Valve Div., Borg Warner for William H. Brown
(or Certificate Holder)
 Our ASME Certificate of Authorization No. N-1254 to use the N symbol expires 10/27/87
(Month)

CERTIFICATION OF DESIGN

Design information on file HYD of BOEY Valmet, 7500 ATWOOD AVE., VAN HOUTE, Ca. 91409
 Bureau analysis report (Class 1 only) on file at N/A

Design specifications certified by IIT Atwib C. Chon

EE Series _____ **Run No.** 15619

Web: _____

Stream analysis certified by (1) _____
 Date _____
 Reg. No. _____

(1) Signature not required. List names only.

CERTIFICATE OF SHOP INSPECTION

I, the undersigned, holding a valid certification issued by the National Board of Boiler and Pressure Vessel Inspectors and the State of California and employed by Thomson, a National, Canada of Thomson, Canada have inspected the pump, or valve, described in this Data Report on 5/1 10/81, and state that to the best of my knowledge and belief, the N Certificate Holder has constructed this pump, or valve, in accordance with the ASME Code, Section III.

By signing this certificate, neither the Inspector nor his employer makes any warranty, expressed or implied, concerning the equipment described in this Data Report. Furthermore, neither the Inspector nor his employer shall be liable in any manner for any personal injury or property damage or a loss of any kind arising from or connected with this inspection.

571 10 21

FORM NPV-1 N CERTIFICATE HOLDERS' DATA REPORT FOR NUCLEAR PUMPS OR VALVES*
As Required by the Provisions of the ASME Code, Section III, Div. 1

1. Manufactured by Nuclear Valve Div., Borg Warner, 7500 Tyrone Ave., Van Nuys, Calif.
(Name and Address of N Certificate Holder)
2. Manufactured for Washington Public Power Supply System, Richland, Washington 99352
(Name and Address of Purchaser or Owner)
3. Location of Installation System, Near SATSOP, Southeastern Grays Harbor County, Washington
(Name and Address)
4. Pump or Valve Gate Valve Nominal Inlet Size 24 (inches) Outlet Size 4 (inches)

(a) Model No., (b) N Certificate Holder's (c) Canadian

Series No.
or Type

Serial
No.

Registration
No.

(d) Drawing
No.

DATE (of Class

(f) Nat'l
Bd. No.

(g) Year
Built

(1)	900#	58783, 58784	N/A	435JAB2-006 - 2	N/A	1980
(2)						
(3)						
(4)						
(5)						
(6)						
(7)						
(8)						
(9)						
(10)						

5. The valves are designed to handle a fluid media which includes steam, water condensate, borated water, etc., associated with a PWR and BWR. The temperature pressure rating of the media is stated below.
(Brief description of service for which equipment was designed)

6. Design Conditions 1850 475 2160 100 N/A (1)
Pressure (Temperature)
7. Cold Working Pressure 2160 psi at 100°F.
8. Pressure Retaining Pieces

Mark No.	Material Spec. No.	Manufacturer	Remarks
(a) Castings			
Gate-Code 1U43, 3H32	SA 351 CF8M	Waukesha Frdy. / Vulcan Steel	
			Design conditions were
			2000 psi 475
			2160 100
(b) Forgings			
Body-Code 4A59	SA 105	Jorgensen Steel	
Bonnet-Code 2P03	SA 105	Jorgensen Steel	
Neck-Code 4A29	SA 105	Shultz Steel	
Weld Cap-Code 1X7C	SA 105	Jorgensen Steel	
Retainer-Code 3A29	SA 105	Jorgensen Steel	

(1) For manually operated valves only.

* Supplemental sheets in form of lists, sketches or drawings may be used provided (1) size is 8-1/2" x 11", (2) information in items 1, 2 and 5 on this Data Report is included on each sheet, and (3) each sheet is numbered and number of sheets is recorded at top of this form.

MRR
PAGE 122 OF 300

YUR-00591

CERTIFICATE OF COMPLIANCE

CERTIFICATION OF DESIGN

CERTIFICATE OF SHOP INSPECTION

Commissions 125 Ct.
(Not Ed., State, Prov. and Nat.)

FORM NIS-2 OWNER'S REPORT FOR REPAIRS OR REPLACEMENTS
As Required by the Provisions for the ASME Code Section XI

1. Owner: Carolina Power & Light Date: 12/24/01
Name
P.O. Box 1551, Raleigh, N.C. 27602-1551 Sheet 1 of 3
Address
2. Plant: Shearon Harris Nuclear Power Plant Unit 1
Name
P.O. Box 165, New Hill, N.C. 27562-0165 23638
Address Repair Organization P.O. No., Job No., etc
3. Work Performed by: Becon Construction Type Code Symbol Stamp N/A
Name
P.O. Box 9, New Hill, N.C. 27562 Authorization No. N/A
Address Expiration Date N/A

4. Identification of System: STEAM GENERATOR BLOWDOWN (LINE # 2BD2-66SN-1)
5. (a) Applicable Construction Code ASME III Edition 1974 Addenda Winter 1976 Code Case N/A
- (b) Applicable Edition of Section XI Utilized for Repairs or Replacements: 1989 Addenda N/A
6. Identification of Components Repaired or Replaced and Replacement Components

Name of Component	Name of Manufacturer	Manufacturer Serial No.	National Board No.	Other Identification:	Year Built	Repaired Replaced Or Replacement	ASME Code Stamped Yes/No
PIPE 2"	GULF STATES	N/A	N/A	HT # 710144	UNK.	REPLACEMENT	NO
	VISION METALS			SA 106 GR B			
2" SW COUPLING	BONNEY FORGE	N/A	N/A	HT# 9182	UNK.	REPLACEMENT	NO
				SA 105			

7. Description of Work Steam Generator Blowdown line # 2BD2-66SN-1 was partially removed and then
reinstalled/modified

8. Tests Conducted: Hydrostatic ☐ Pneumatic ☐ Nominal Operating Pressure ☒
Other ☐ Pressure _____ psi Test Temp. °F

NOTE: Supplemental sheets in form of lists, sketches, or drawings may be used, provided (1) size is 8 1/2 in. x 11 in., (2) information in items 1 through 6 on this report is included on each sheet, and (3) each sheet is numbered and the number of sheets is recorded at the top of this form. (12/82)

Form NIS-2

Sheet 2 of 3

9. Remarks Reference line 6 for code data reports.
Applicable Manufacturer's Data Reports to be attached

VT-2 performed per requirements of Code Case N-416-1

CERTIFICATE OF COMPLIANCE

We certify that the statements made in the report are correct and this REPLACEMENT conforms to the rules of the
repair or replacement

ASME Code, Section XI.

Type Code Symbol Stamp N/A

Certificate of Authorization No. N/A Expiration Date N/A

Signed Dan J. Long Equipment Performance Supervisor Date 1/11, 20 02
Owner or Owner's Designee, Title

CERTIFICATE OF INSERVICE INSPECTION

I, the undersigned, holding a valid commission issued by the National Board of Boiler and Pressure Vessel Inspectors and the State or Province of North Carolina and employed by Hartford Steam Boiler Inspection and Insurance Company of One State Street, Hartford, Connecticut 06102 have inspected the components described in this Owner's Report during the period 05-13-00 to 12-14-01, and state that to the best of my knowledge and belief, the Owner has performed examinations and taken corrective measures described in this Owner's Report in accordance with the requirements of the ASME Code, Section XI.

By signing this certificate, neither the Inspector nor his employer makes any warranty, expressed or implied, concerning the examinations and corrective measures described in this Owner's Report. Furthermore, neither the Inspector nor his employer shall be liable in any manner for any personal injury or property damage or a loss of any kind arising from or connected with this inspection.

[Signature] Commissions NC 1444NIAB
Inspector's Signature National Board, State, Province, and Endorsements

Date 1-18 20 02

FORM NIS-2 OWNER'S REPORT FOR REPAIRS OR REPLACEMENTS

Continuation Sheet

Sheet 3 of 3

[illegible]

FORM NIS-2 OWNER'S REPORT FOR REPAIRS OR REPLACEMENTS
As Required by the Provisions for the ASME Code Section XI

1. Owner: Carolina Power & Light Date: 12/24/01
Name
P.O. Box 1551, Raleigh, N.C. 27602-1551
Address Sheet 1 of 3
2. Plant: Shearon Harris Nuclear Power Plant Unit 1
Name
P.O. Box 165, New Hill, N.C. 27562-0165 23638
Address Repair Organization P.O. No., Job No., etc
3. Work Performed by: Becon Construction Type Code Symbol Stamp N/A
Name
P.O. Box 9, New Hill, N.C. 27562 Authorization No. N/A
Address Expiration Date N/A
4. Identification of System: STEAM GENERATOR BLOWDOWN (LINE # 2BD3-219SN-1)
5. (a) Applicable Construction Code ASME III Edition 1974 Addenda Winter 1976 Code Case N/A

(b) Applicable Edition of Section XI Utilized for Repairs or Replacements: 1989 Addenda N/A

6. Identification of Components Repaired or Replaced and Replacement Components

Name of Component	Name of Manufacturer	Manufacturer Serial No.	National Board No.	Other Identification:	Year Built	Repaired Replaced Or Replacement	ASME Code Stamped Yes/No
PIPE 3"	VALLOUREC & MANNESMANN TUBES	N/A	N/A	HT # 344533 SA 335 GR P22	UNK.	REPLACEMENT	NO
3" ELBOW 90 DEGREE	TAILOR FORGE STAINLESS	N/A	N/A	HT# LWKQ-1 LWKQ-2 SA 234 WP22 SMLS.	UNK.	REPLACEMENT	NO

7. Description of Work Steam Generator Blowdown line # 2BD3-219SN-1 was partially removed and then
reinstalled/modified

8. Tests Conducted: Hydrostatic ☐ Pneumatic ☐ Nominal Operating Pressure ☒
Other ☐ Pressure _____ psi Test Temp. °F _____

NOTE: Supplemental sheets in form of lists, sketches, or drawings may be used, provided (1) size is 8 ½ in. x 11 in., (2) information in items 1 through 6 on this report is included on each sheet, and (3) each sheet is numbered and the number of sheets is recorded at the top of this form. (12/82)

Form NIS-2

Sheet 2 of 3

9. Remarks Reference line 6 for code data reports.
Applicable Manufacturer's Data Reports to be attached
VT-2 performed per requirements of Code Case N-416-1.

CERTIFICATE OF COMPLIANCE

We certify that the statements made in the report are correct and this REPLACEMENT conforms to the rules of the
ASME Code, Section XI.

Type Code Symbol Stamp N/A

Certificate of Authorization No. N/A Expiration Date N/A

Signed Dawn Song for Equipment Performance Supervisor Date 1/11, 20 02
Owner or Owner's Designee, Title

CERTIFICATE OF INSERVICE INSPECTION

I, the undersigned, holding a valid commission issued by the National Board of Boiler and Pressure Vessel Inspectors and the State or Province of North Carolina and employed by Hartford Steam Boiler Inspection and Insurance Company of One State Street, Hartford, Connecticut 06102 have inspected the components described in this Owner's Report during the period 05-13-00 to 12-14-01, and state that to the best of my knowledge and belief, the Owner has performed examinations and taken corrective measures described in this Owner's Report in accordance with the requirements of the ASME Code, Section XI.

By signing this certificate, neither the Inspector nor his employer makes any warranty, expressed or implied, concerning the examinations and corrective measures described in this Owner's Report. Furthermore, neither the Inspector nor his employer shall be liable in any manner for any personal injury or property damage or a loss of any kind arising from or connected with this inspection.

[Signature] Commissions NC 1444NIAB
Inspector's Signature National Board, State, Province, and Endorsements

Date 1-18 20 02

FORM NIS-2 OWNER'S REPORT FOR REPAIRS OR REPLACEMENTS

Continuation Sheet

Sheet 3 of 3

Name of Component	Name of Manufacturer	Manufacturer Serial No.	National Board No.	Other Identification:	Year Built	Repaired Replaced Or Replacement	ASME Code Stamped Yes/No
3" ELBOW 45 DEGREE	TAILOR FORGE STAINLESS	N/A	N/A	HT# LWKQ-2 SA 234 WP22 SMLS.	UNK.	REPLACEMENT	NO
3" X 3/4" SW PIPET	WFI	N/A	N/A	HT# 697ZNC SA-182 GR.F22	UNK.	REPLACEMENT	NO
4" x 3" RED	TAILOR FORGE STAINLESS	N/A	N/A	HT# LVNU-1 SA 234 WP22 SMLS.	UNK.	REPLACEMENT	NO
4" 90 DEGREE ELBOW	TUBE FORGINGS OF AMERICA	N/A	N/A	HT# 676L SA-234 GR WPB	UNK.	REPLACEMENT	NO
2" PIPE	GULF STATES TUBE	N/A	N/A	HT#7526379 SA-335 GR.P22	UNK.	REPLACEMENT	NO
3" X 2" REDUCER	TAILOR FORGE STAINLESS	N/A	N/A	HT# LWKQ-2 SA 234 WP22 SMLS.	UNK.	REPLACEMENT	NO

FORM NIS-2 OWNER'S REPORT FOR REPAIRS OR REPLACEMENTS
As Required by the Provisions for the ASME Code Section XI

1. Owner: Carolina Power & Light Date: 12/24/01
Name
P.O. Box 1551, Raleigh, N.C. 27602-1551 Sheet 1 of 3
Address

2. Plant: Shearon Harris Nuclear Power Plant Unit 1
Name
P.O. Box 165, New Hill, N.C. 27562-0165 23638
Address Repair Organization P.O. No., Job No., etc

3. Work Performed by: Becon Construction Type Code Symbol Stamp N/A
Name
P.O. Box 9, New Hill, N.C. 27562 Authorization No. N/A
Address Expiration Date N/A

4. Identification of System: STEAM GENERATOR BLOWDOWN (LINE # 2BD4-65SN-1)
5. (a) Applicable Construction Code ASME III Edition 1974 Addenda Winter 1976 Code Case N/A
- (b) Applicable Edition of Section XI Utilized for Repairs or Replacements: 1989 Addenda N/A
6. Identification of Components Repaired or Replaced and Replacement Components

Name of Component	Name of Manufacturer	Manufacturer Serial No.	National Board No.	Other Identification:	Year Built	Repaired Replaced Or Replacement	ASME Code Stamped Yes/No
PIPE 4"	US STEEL GROUP	N/A	N/A	HT# B86365 SA 106 GR. B	UNK.	REPLACEMENT	NO

7. Description of Work Steam Generator Blowdown line # 2BD4-65SN-1 was partially removed and then
reinstalled/modified

8. Tests Conducted: Hydrostatic ☐ Pneumatic ☐ Nominal Operating Pressure ☒
Other ☐ Pressure _____ psi Test Temp. °F

NOTE: Supplemental sheets in form of lists, sketches, or drawings may be used, provided (1) size is 8 1/2 in. x 11 in., (2) information in items 1 through 6 on this report is included on each sheet, and (3) each sheet is numbered and the number of sheets is recorded at the top of this form. (12/82)

Form NIS-2

Sheet 2 of 3

9. Remarks Reference line 6 for code data reports.

Applicable Manufacturer's Data Reports to be attached

VT-2 performed per requirements of Code Case N-416-1.

CERTIFICATE OF COMPLIANCE

We certify that the statements made in the report are correct and this REPLACEMENT conforms to the rules of the
repair or replacement
ASME Code, Section XI.

Type Code Symbol Stamp N/A

Certificate of Authorization No. N/A Expiration Date N/A

Signed Devin Gung Equipment Performance Supervisor Date 1/11, 20 02
Owner or Owner's Designee, Title

CERTIFICATE OF INSERVICE INSPECTION

I, the undersigned, holding a valid commission issued by the National Board of Boiler and Pressure Vessel Inspectors and the State or Province of North Carolina and employed by Hartford Steam Boiler Inspection and Insurance Company of One State Street, Hartford, Connecticut 06102 have inspected the components described in this Owner's Report during the period 05-13-00 to 12-14-01, and state that to the best of my knowledge and belief, the Owner has performed examinations and taken corrective measures described in this Owner's Report in accordance with the requirements of the ASME Code, Section XI.

By signing this certificate, neither the Inspector nor his employer makes any warranty, expressed or implied, concerning the examinations and corrective measures described in this Owner's Report. Furthermore, neither the Inspector nor his employer shall be liable in any manner for any personal injury or property damage or a loss of any kind arising from or connected with this inspection.

[Signature] Commissions NC 1444NIAB
Inspector's Signature National Board, State, Province, and Endorsements

Date 1-21 20 02

[illegible]

FORM NIS-2 OWNER'S REPORT FOR REPAIRS OR REPLACEMENTS
As Required by the Provisions for the ASME Code Section XI

1. Owner: Carolina Power & Light Date: 12/24/01
Name
P.O. Box 1551, Raleigh, N.C. 27602-1551 Sheet 1 of 2
Address
2. Plant: Shearon Harris Nuclear Power Plant Unit 1
Name
P.O. Box 165, New Hill, N.C. 27562-0165 23638
Address Repair Organization P.O. No., Job No., etc
3. Work Performed by: Becon Construction Type Code Symbol Stamp N/A
Name
P.O. Box 9, New Hill, N.C. 27562 Authorization No. N/A
Address Expiration Date N/A

4. Identification of System: STEAM GENERATOR BLOWDOWN (LINE # 2BD4-7SN-1)
5. (a) Applicable Construction Code ASME III Edition 1974 Addenda Winter 1976 Code Case N/A
- (b) Applicable Edition of Section XI Utilized for Repairs or Replacements: 1989 Addenda N/A
6. Identification of Components Repaired or Replaced and Replacement Components

Name of Component	Name of Manufacturer	Manufacturer Serial No.	National Board No.	Other Identification:	Year Built	Repaired Replaced Or Replacement	ASME Code Stamped Yes/No
VALVE 4" GATE 900#	BORG WARNER	58754 or 69697 or 69698	N/A	435JAB2-006 SA 105	1980 1981 1981	REPLACEMENT	YES

7. Description of Work Steam Generator Blowdown line # 2BD4-7SN-1 was modified with the installation of a new
gate valve

8. Tests Conducted: Hydrostatic ☐ Pneumatic ☐ Nominal Operating Pressure ☒
Other ☐ Pressure _____ psi Test Temp. °F

NOTE: Supplemental sheets in form of lists, sketches, or drawings may be used, provided (1) size is 8 1/2 in. x 11 in., (2) information in items 1 through 6 on this report is included on each sheet, and (3) each sheet is numbered and the number of sheets is recorded at the top of this form. (12/82)

Form NIS-2

Sheet 2 of 2

9. Remarks Reference line 6 for code data reports.
Applicable Manufacturer's Data Reports to be attached

VT-2 performed per requirements of Code Case N-416-1

CERTIFICATE OF COMPLIANCE

We certify that the statements made in the report are correct and this REPLACEMENT conforms to the rules of the
ASME Code, Section XI.
repair or replacement

Type Code Symbol Stamp N/A

Certificate of Authorization No. N/A Expiration Date N/A

Signed Darin Dang Equipment Performance Supervisor Date 1/11, 20 02
Owner or Owner's Designee, Title

CERTIFICATE OF INSERVICE INSPECTION

I, the undersigned, holding a valid commission issued by the National Board of Boiler and Pressure Vessel Inspectors and the State or Province of North Carolina and employed by Hartford Steam Boiler Inspection and Insurance Company of One State Street, Hartford, Connecticut 06102 have inspected the components described in this Owner's Report during the period 05-13-00 to 12-14-01, and state that to the best of my knowledge and belief, the Owner has performed examinations and taken corrective measures described in this Owner's Report in accordance with the requirements of the ASME Code, Section XI.

By signing this certificate, neither the Inspector nor his employer makes any warranty, expressed or implied, concerning the examinations and corrective measures described in this Owner's Report. Furthermore, neither the Inspector nor his employer shall be liable in any manner for any personal injury or property damage or a loss of any kind arising from or connected with this inspection.

[Signature] Commissions NC 1444NIAB
Inspector's Signature National Board, State, Province, and Endorsements

Date 1-21 20 02

FORM NPV-1 N CERTIFICATE HOLDERS' DATA REPORT FOR NUCLEAR PUMPS OR VALVES*

As Required by the Provisions of the ASME Code, Section III, Div. 1

1. Manufactured by Nuclear Valve Div., Borg Warner, 7500 Tyrone Ave., Van Nuys, Calif.
(Name and Address of N Certificate Holder)
2. Manufactured for Washington Public Power Supply System, Richland, Washington 99352
(Name and Address of Purchaser or Owner)
3. Location of Installation System, Near SATSOP, Southeastern Grays Harbor County, Washington
(Name and Address)
4. Pump or Valve Gate Valve Nominal Inlet Size 4 Outlet Size 4
(inch) (inch)

(a) Model No.	(b) N Certificate Holder's	(c) Canadian	(d) Drawing	(e) Class	(f) Nat'l.	(g) Year
Series No.	Serial	Registration	No.		Bd. No.	Built
or Type	No.	No.				
✓ (1) 900#	69697 & 69698	N/A	435JAB2-006	2	N/A	1981
(2)						
(3)						
(4)						
(5)						
(6)						
(7)						
(8)						
(9)						
(10)						

5. The valves are designed to handle a fluid media which includes steam, water condensate, hotated water, etc., associated with a FWR and BWR. The
(Brief description of service for which equipment was designed)
temperature pressure rating of the media is stated below.

6. Design Conditions 2000 475
2160 100 °F or Valve Pressure Class N/A (1)
(Pressure) (Temperature)
7. Cold Working Pressure 2160 psi at 100°F.
8. Pressure Retaining Pieces

Mark No.	Material Spec. No.	Manufacturer	Remarks
(a) Castings			
✓ Gate-Code 1T27	SA 351 CF8M	Vulcan Steel	
1T60			
(b) Forgings			
✓ Body-Code 4J09	SA 105	Jorgensen Steel	
✓ Bonnet-Code 4F47	SA 105	Compton Forge	
1R25			
✓ Neck-Code 4A29	SA 105	Shultz Steel	
✓ Weld Cap-Code 1X70	SA 105	Compton Forge	
✓ Retainer-Code 2P03	SA 105	Jorgensen Steel	
4H08		Compton Forge	

(1) For manually operated valves only.

* Supplemental sheets in form of lists, sketches or drawings may be used provided (1) size is 8-1/2" x 11", (2) information in items 1, 2 and 5 on this Data Report is included on each sheet, and (3) each sheet is numbered and number of sheets is recorded at top of this form.

(10/77)

This form (E00037) may be obtained from the Order Dept. ASME, 47th St., New York, N.Y. 10001

MRR YVR-00591 3
PAGE 8 of 800

Hydrostatic test 3250 psi. Disk Differential test pressure 2200 psi.

We certify that the statements made in this report are correct and that this pump, or valve, conforms to the rules of construction of the ASME Code for Nuclear Power Plant Components, Section III, Div. 1, Edition 1974.

Addenda Winter '76, Code Case No. N/A Date 4/20/81

Signed Nuclear Valve Div., Bory Warner [Signature]
(or Certificate Holder)

Our ASME Certificate of Authorization No. N-1234 to use the N symbol expires 10/27/81.

Design information on file # MD of Borg Warner, 7500 Tysons Ave., Van Nuys, Ca. 91409
 Stress analysis report (Class 1 only) on file at N/A
 Design specifications certified by (1) Alwin C. Chan
 PE State Wash. Reg. No. 15619
 Stress analysis certified by (1) N/A
 PE State _____ Reg. No. _____
 (1) Signature not required. List name only.

I, the undersigned, holding a valid commission issued by the National Board of Boiler and Pressure Vessel Inspectors and the State or Province of California and employed by Imbergen's Mutual Casualty of Long Grove, Illinois have inspected the pump, or valve, described in this Data Report on 5/1 19 81, and state that to the best of my knowledge and belief, the N Certificate Holder has constructed this pump, or valve, in accordance with the ASME Code, Section III.

By signing this certificate, neither the Inspector nor his employer makes any warranty, expressed or implied, concerning the equipment described in this Data Report. Furthermore, neither the Inspector nor his employer shall be liable in any manner for any personal injury or property damage or a loss of any kind arising from or connected with this inspection.

Date 5/1 19 81 1235

MRR YUR-00591
PAGE 9 of 300

FORM NPV-1 N CERTIFICATE HOLDERS' DATA REPORT FOR NUCLEAR PUMPS OR VALVES*
As Required by the Provisions of the ASME Code, Section III, Div. 1

1. Manufactured by Nuclear Valve Div., Borg Warner, 7500 Tyrone Ave., Van Nuys, Calif.
(Name and Address of N Certificate Holder)
2. Manufactured for Washington Public Power Supply System, Richland, Washington 99352
(Name and Address of Purchaser or Owner)
3. Location of Installation System, Near SATSOP, Southeastern Grays Harbor County, Washington
(Name and Address)
4. Pump or Valve Gate Valve Nominal Inlet Size 4 Outlet Size 4
(Inch) (Inch)

(a) Model No. Series No. or Type	(b) N Certificate Holder's Serial No.	(c) Canadian Registration No.	(d) Drawing No.	(f) Nat'l Std. No.	(g) Year Built
(1) 900F	58783, 58784	N/A	435JAB2-006	2	N/A
(2)					
(3)					
(4)					
(5)					
(6)					
(7)					
(8)					
(9)					
(10)					

5. The valves are designed to handle a fluid media which includes steam, water condensate, borated water, etc., associated with a PWR and BWR. The temperature pressure rating of the media is stated below.

6. Design Conditions	1850 psi	475 °F	100 °F	Pressure Class	N/A	(1)
7. Cold Working Pressure	2160 psi at 100°F.					
8. Pressure Retaining Pieces						

Mark No.	Material Spec. No.	Manufacturer	Remarks
(a) Castings			
Gate-Code 1U43, 3H32	SA 351 CF8M	Waukesha Frdy. / Vulcan Steel	
			= Design conditions were
			2000 psi 475
			2160 100
(b) Forgings			
Body-Code 4A59	SA 105	Jorgensen Steel	
Bonnet-Code 2P03	SA 105	Jorgensen Steel	
Neck-Code 4A29	SA 105	Shultz Steel	
Weld Cap-Code 1X7C	SA 105	Jorgensen Steel	
Retainer-Code 3A29	SA 105	Jorgensen Steel	

(1) For manually operated valves only.

* Supplemental sheets in form of lists, sketches or drawings may be used provided (1) size is 8-1/2 x 11", (2) information in items 1, 2 and 5 on this Data Report is included on each sheet, and (3) each sheet is numbered and number of sheets is recorded at top of this form.

FORM NIS-2 OWNER'S REPORT FOR REPAIRS OR REPLACEMENTS
As Required by the Provisions for the ASME Code Section XI

1. Owner: Carolina Power & Light Date: 12/24/01
Name
P.O. Box 1551, Raleigh, N.C. 27602-1551 Sheet 1 of 2
Address
2. Plant: Shearon Harris Nuclear Power Plant Unit 1
Name
P.O. Box 165, New Hill, N.C. 27562-0165 23638
Address Repair Organization P.O. No., Job No., etc
3. Work Performed by: Becon Construction Type Code Symbol Stamp N/A
Name
P.O. Box 9, New Hill, N.C. 27562 Authorization No. N/A
Address Expiration Date N/A

4. Identification of System: STEAM GENERATOR BLOWDOWN (LINE # 2BD4-6SN-1)

5. (a) Applicable Construction Code ASME III Edition 1974 Addenda Winter 1976 Code Case N/A

(b) Applicable Edition of Section XI Utilized for Repairs or Replacements: 1989 Addenda N/A

6. Identification of Components Repaired or Replaced and Replacement Components

Name of Component	Name of Manufacturer	Manufacturer Serial No.	National Board No.	Other Identification:	Year Built	Repaired Replaced Or Replacement	ASME Code Stamped Yes/No
PIPE 4"	US STEEL	N/A	N/A	HT # B86365	UNK.	REPLACEMENT	NO
	GROUP			SA 106 GR B			

7. Description of Work Steam Generator Blowdown line # 2BD4-6SN-1 was partially removed and then
reinstalled/modified

8. Tests Conducted: Hydrostatic ☐ Pneumatic ☐ Nominal Operating Pressure ☒
Other ☐ Pressure _____ psi Test Temp. °F

NOTE: Supplemental sheets in form of lists, sketches, or drawings may be used, provided (1) size is 8 ½ in. x 11 in., (2) information in items 1 through 6 on this report is included on each sheet, and (3) each sheet is numbered and the number of sheets is recorded at the top of this form. (12/82)

Form NIS-2

Sheet 2 of 2

9. Remarks Reference line 6 for code data reports.
Applicable Manufacturer's Data Reports to be attached

VT-2 performed per requirements of Code Case N-416-1.

CERTIFICATE OF COMPLIANCE

We certify that the statements made in the report are correct and this REPLACEMENT conforms to the rules of the
repair or replacement

ASME Code, Section XI.

Type Code Symbol Stamp N/A

Certificate of Authorization No. N/A Expiration Date N/A

Signed [Signature] Equipment Performance Supervisor Date 1/11, 20 02
Owner or Owner's Designee, Title

CERTIFICATE OF INSERVICE INSPECTION

I, the undersigned, holding a valid commission issued by the National Board of Boiler and Pressure Vessel Inspectors and the State
or Province of North Carolina and employed by Hartford Steam Boiler Inspection and Insurance Company of One State Street
Hartford, Connecticut 06102 have inspected the components described in this Owner's Report during the
period 05-13-00 to 12-14-01, and state that to the best of my knowledge and belief, the Owner has
performed examinations and taken corrective measures described in this Owner's Report in accordance with the requirements of
the ASME Code, Section XI.

By signing this certificate, neither the Inspector nor his employer makes any warranty, expressed or implied, concerning the
examinations and corrective measures described in this Owner's Report. Furthermore, neither the Inspector nor his employer shall
be liable in any manner for any personal injury or property damage or a loss of any kind arising from or connected with this
inspection.

[Signature] Commissions NC 1444NIAB
Inspector's Signature National Board, State, Province, and Endorsements

Date 1-21-2002

FORM NIS-2 OWNER'S REPORT FOR REPAIRS OR REPLACEMENTS
As Required by the Provisions for the ASME Code Section XI

1. Owner: Carolina Power & Light Date: 12/24/01
Name
P.O. Box 1551, Raleigh, N.C. 27602-1551 Sheet 1 of 4
Address
2. Plant: Shearon Harris Nuclear Power Plant Unit 1
Name
P.O. Box 165, New Hill, N.C. 27562-0165 23638
Address Repair Organization P.O. No., Job No., etc
3. Work Performed by: Bacon Construction Type Code Symbol Stamp N/A
Name
P.O. Box 9, New Hill, N.C. 27562 Authorization No. N/A
Address Expiration Date N/A
4. Identification of System: STEAM GENERATOR BLOWDOWN (SUPPORT STEEL)

5. (a) Applicable Construction Code ASME III Edition 1974 Addenda Winter 1976 Code Case N/A
- (b) Applicable Edition of Section XI Utilized for Repairs or Replacements: 1989 Addenda N/A

6. Identification of Components Repaired or Replaced and Replacement Components

Name of Component	Name of Manufacturer	Manufacturer Serial No.	National Board No.	Other Identification:	Year Built	Repaired Replaced Or Replacement	ASME Code Stamped Yes/No
ANGLE 2 X 2 X 1/4"	ROANOK ELECTRIC	N/A	N/A	HT# JB9473 SA 36	UNK.	REPLACEMENT	NO
PLATE, 1/4"	ROANOK ELECTRIC	N/A	N/A	HT# JC5987 SA 36	UNK.	REPLACEMENT	NO
ANGLE 2 X 2 X 3/8"	ROANOK ELECTRIC	N/A	N/A	HT# JC3100 SA 36	UNK.	REPLACEMENT	NO
PLATE 3/4"	ROANOK ELECTRIC	N/A	N/A	HT# JC6116 SA 36	UNK.	REPLACEMENT	NO
ANGLE 3 X 3 X 1/4"	ROANOK ELECTRIC	N/A	N/A	HT# JC3349 SA 36	UNK.	REPLACEMENT	NO

7. Description of Work INSTALLED NEW SUPPORTS ON BLOWDOWN SYSTEM AND MODIFIED EXISTING SUPPORTS
8. Tests Conducted: Hydrostatic ☐ Pneumatic ☐ Nominal Operating Pressure ☐
Other ☐ NDE Pressure _____ psi Test Temp. _____ °F

NOTE: Supplemental sheets in form of lists, sketches, or drawings may be used, provided (1) size is 8 1/2 in. x 11 in., (2) information in items 1 through 6 on this report is included on each sheet, and (3) each sheet is numbered and the number of sheets is recorded at the top of this form. (12/82)

Form NIS-2

Sheet 2 of 4

9. Remarks Reference line 6 for code data reports.
Applicable Manufacturer's Data Reports to be attached
VT-3 performed on hangers after modification/installation

CERTIFICATE OF COMPLIANCE

We certify that the statements made in the report are correct and this REPLACEMENT conforms to the rules of the
ASME Code, Section XI.

Type Code Symbol Stamp N/A

Certificate of Authorization No. N/A Expiration Date N/A

Signed Dajin Dong for Equipment Performance Supervisor Date 1/11, 20 02
Owner or Owner's Designee, Title

CERTIFICATE OF INSERVICE INSPECTION

I, the undersigned, holding a valid commission issued by the National Board of Boiler and Pressure Vessel Inspectors and the State or Province of North Carolina and employed by Hartford Steam Boiler Inspection and Insurance Company of One State Street, Hartford, Connecticut 06102 have inspected the components described in this Owner's Report during the period 05-13-00 to 12-14-01, and state that to the best of my knowledge and belief, the Owner has performed examinations and taken corrective measures described in this Owner's Report in accordance with the requirements of the ASME Code, Section XI.

By signing this certificate, neither the Inspector nor his employer makes any warranty, expressed or implied, concerning the examinations and corrective measures described in this Owner's Report. Furthermore, neither the Inspector nor his employer shall be liable in any manner for any personal injury or property damage or a loss of any kind arising from or connected with this inspection.

[Signature] Commissions NC 1444NIAB
Inspector's Signature National Board, State, Province, and Endorsements

Date 1-21 20 02

FORM NIS-2 OWNER'S REPORT FOR REPAIRS OR REPLACEMENTS

Continuation Sheet

Sheet 3 of 4

Name of Component	Name of Manufacturer	Manufacturer Serial No.	National Board No.	Other Identification:	Year Built	Repaired Replaced Or Replacement	ASME Code Stamped Yes/No
PLATE 1/2"	ROANOK ELECTRIC	N/A	N/A	HT# JC2016 SA 36	UNK.	REPLACEMENT	NO
PLATE, 1"	DUBOSE	N/A	N/A	HT# Y08953 SA 36	UNK.	REPLACEMENT	NO
TUBE STEEL 4 X 4 X 1/4	LEAVITT TUBE CO. INC.	N/A	N/A	HT# 832N34280 A500 GR.B	UNK.	REPLACEMENT	NO
PLATE 3/4"	CORUS	N/A	N/A	HT# AOX2054 SA 36	UNK.	REPLACEMENT	NO
C4 X7.25	SMI STEEL	N/A	N/A	HT# J12131 SA 36	UNK.	REPLACEMENT	NO
C4 X7.25	SMI STEEL	N/A	N/A	HT# J12131 SA 36	UNK.	REPLACEMENT	NO
TUBE STEEL 2 X 2 X 3/16"	SOUTHLAND TUBE INC.	N/A	N/A	HT# B10847 A-500 GR B	UNK.	REPLACEMENT	NO
PLATE 1"	GULF STATES STEEL INC.	N/A	N/A	HT# 7472446 SA 36	UNK.	REPLACEMENT	NO
W4 X 13	NUCORE STEEL	N/A	N/A	HT# 1104440 SA 36	UNK.	REPLACEMENT	NO
W6 X 20	NUCORE STEEL	N/A	N/A	HT# 1104104 SA 36	UNK.	REPLACEMENT	NO
TUBE STEEL 3 X 3 X 1/4"	INDEPENDENCE TUBE CORP.	N/A	N/A	HT# GF0413 A 500 GR B	UNK.	REPLACEMENT	NO
TUBE STEEL 4 X 4 X 1/2"	LEAVITT TUBE CO.	N/A	N/A	HT# 833L65720 A 500 GR B	UNK.	REPLACEMENT	NO
PLATE 1-1/2"	BONNEY FORGE	N/A	N/A	HT# SA 36	UNK.	REPLACEMENT	NO
C3 X 6	SMI STEEL	N/A	N/A	HT# J12184 SA 36	UNK.	REPLACEMENT	NO

FORM NIS-2 OWNER'S REPORT FOR REPAIRS OR REPLACEMENTS

Continuation Sheet

Sheet 4 of 4

Name of Component	Name of Manufacturer	Manufacturer Serial No.	National Board No.	Other Identification:	Year Built	Repaired Replaced Or Replacement	ASME Code Stamped Yes/No
PLATE 1/4"	FERALLOY CORP.	N/A	N/A	HT# 1106933 SA 36	UNK.	REPLACEMENT	NO
PLATE 3/4"	US STEEL GROUP	N/A	N/A	HT# DO4009 SA 36	UNK.	REPLACEMENT	NO
PLATE 1/2"	US STEEL GROUP	N/A	N/A	HT# EO4583 SA 36	UNK.	REPLACEMENT	NO
TS 4 X 4 X 1/2"	LEAVIT TUBE CO.	N/A	N/A	HT# 85919 A 500 GR B	UNK.	REPLACEMENT	NO
TS 2 X 2 X 1/2"	LEAVIT TUBE CO.	N/A	N/A	HT# T86478 A 500 GR B	UNK.	REPLACEMENT	NO
TS 4 X 4 X 3/8"	LEAVIT TUBE CO.	N/A	N/A	HT# YO5656 A 500 GR B	UNK.	REPLACEMENT	NO
TS 2 X 2 X 1/2"	LEAVIT TUBE CO.	N/A	N/A	HT# YO7274 A 500 GR B	UNK.	REPLACEMENT	NO
PLATE 1-1/2"	GULF STATES STEEL	N/A	N/A	HT# 7549350 SA 36	UNK.	REPLACEMENT	NO

FORM NIS-2 OWNER'S REPORT FOR REPAIRS OR REPLACEMENTS
As Required by the Provisions for the ASME Code Section XI

1. Owner: Carolina Power & Light Date: 12/24/2001
Name
P.O. Box 1551, Raleigh, N.C. 27602-1551 Sheet 1 of 7
Address

2. Plant: Shearon Harris Nuclear Power Plant Unit 1
Name
P.O. Box 165, New Hill, N.C. 27562-0165 23638
Address Repair Organization P.O. No., Job No., etc

3. Work Performed by: Becon Construction Type Code Symbol Stamp N/A
Name
P.O. Box 9, New Hill, N.C. 27562 Authorization No. N/A
Address Expiration Date N/A

4. Identification of System: STEAM GENERATOR BLOWDOWN (SUPPORT COMPONENTS)
5. (a) Applicable Construction Code: ASME SEC III 1974 Edition N/A Addenda WINTER 76 Code Case N/A
- (b) Applicable Edition of Section XI Utilized for Repairs or Replacements: 1989 Addenda N/A
6. Identification of Components Repaired or Replaced and Replacement Components

Name of Component	Name of Manufacturer	Manufacturer Serial No.	National Board No.	Other Identification:	Year Built	Repaired Replaced Or Replacement	ASME Code Stamped Yes/No
Blowdown Hanger BD-H-0071							
1.5 STRUT AAS'Y WITH MSA BY PS CO. (2EA)	Bergen Power	2420	N/A	S/N 41700 S/N 41699	UNK	Replacement	N/A
1.5 RESTRAINT END ATTACHMENT	Bergen Power	1001	N/A	Heat no.BP1001R1	UNK	Replacement	N/A
1.5 RESTRAINT END ATTACHMENT	Bergen Power	1001	N/A	Heat no.BP1001R1	UNK	Replacement	N/A
3" PIPE SIZE U-BOLT	Bergen Power	283	N/A	MRR YVR 01035	UNK	Replacement	N/A

7. Description of Work BLOWDOWN HANGERS INSTALLATION
8. Tests Conducted: Hydrostatic ☐ Pneumatic ☐ Nominal Operating Pressure ☐
Other ☐ Pressure _____ psi Test Temp. _____ °F

NOTE: Supplemental sheets in form of lists, sketches, or drawings may be used, provided (1) size is 8 1/2 in. x 11 in., (2) information in items 1 through 6 on this report is included on each sheet, and (3) each sheet is numbered and the number of sheets is recorded at the top of this form. (12/82)

Form NIS-2

Sheet 2 of 7

9. Remarks REFERENCE LINE 6 FOR CODE DATA REPORTS
Applicable Manufacturer's Data Reports to be attached

VT-3 performed on hangers after modification/installation

CERTIFICATE OF COMPLIANCE

We certify that the statements made in the report are correct and this replacement conforms to the rules of the
ASME Code, Section XI.
repair or replacement

Type Code Symbol Stamp N/A

Certificate of Authorization No. N/A Expiration Date N/A

Signed *Dan Long* Equipment Performance Supervisor Date 1/11, 20 02
Owner or Owner's Designee, Title

CERTIFICATE OF INSERVICE INSPECTION

I, the undersigned, holding a valid commission issued by the National Board of Boiler and Pressure Vessel Inspectors and the State or Province of North Carolina and employed by Hartford Steam Boiler Inspection and Insurance Company of One State Street, Hartford, Connecticut 06102 have inspected the components described in this Owner's Report during the period 05-13-00 to 12-14-01, and state that to the best of my knowledge and belief, the Owner has performed examinations and taken corrective measures described in this Owner's Report in accordance with the requirements of the ASME Code, Section XI.

By signing this certificate, neither the Inspector nor his employer makes any warranty, expressed or implied, concerning the examinations and corrective measures described in this Owner's Report. Furthermore, neither the Inspector nor his employer shall be liable in any manner for any personal injury or property damage or a loss of any kind arising from or connected with this inspection.

[Signature] Commissions NC 1444NIAB
Inspector's Signature National Board, State, Province, and Endorsements

Date 1-21-2002

FORM NIS-2 OWNER'S REPORT FOR REPAIRS OR REPLACEMENTS

Continuation Sheet

Sheet 3 of 7

Name of Component	Name of Manufacturer	Manufacturer Serial No.	National Board No.	Other Identification:	Year Built	Repaired Replaced Or Replacement	ASME Code Stamped Yes/No
Blowdown Hanger BD-H-00499							
1.5 PIPE CLAMP FOR 3"	Bergen Power	2600	N/A	MRR YVR-01035	UNK	Replacement	N/A
Blowdown Hanger BD-H-00506							
1.5 SHORT STRUT ASSY. W/MSA BY PSA	Bergen Power	2420	N/A	MRR YVR-01035	UNK	Replacement	N/A
1.5 PIPE CLAMP	Bergen Power	6202	N/A	MRR YVR-01035	UNK	Replacement	N/A
Blowdown Hanger BD-H-00507							
1.5 MECHANICAL SNUBBER	Bergen Power	2540	N/A	MRR YVR-01035	UNK	Replacement	N/A
1.5, 3" PIPE CLAMP	Bergen Power	2640	N/A	MRR YVR-01035	UNK	Replacement	N/A
Blowdown Hanger BD-H-00510							
1.5 RIDGED STRUT	Bergen Power	2200	N/A	MRR YVR-01035	UNK	Replacement	N/A
1.5 PIPE CLAMP FOR 2" PIPE	Bergen Power	2600	N/A	MRR YVR-01035	UNK	Replacement	N/A
Blowdown Hanger BD-H-00356							
1.5 RIGID STRUT	Bergen Power	2200	N/A	MRR YVR-01035	N/A	Replacement	N/A
1.5 2" PIPE CLAMP	Bergen Power	2600	N/A	MRR YVR-01035	UNK	Replacement	N/A

FORM NIS-2 OWNER'S REPORT FOR REPAIRS OR REPLACEMENTS

Continuation Sheet

Sheet 4 of 7

Name of Component	Name of Manufacturer	Manufacturer Serial No.	National Board No.	Other Identification:	Year Built	Repaired Replaced Or Replacement	ASME Code Stamped Yes/No
Blowdown Hanger BD-H-00357							
.35 MECHANICAL SNUBBER	Bergen Power	2540	N/A	S/N # 41665	UNK	Replacement	N/A
.35 PIPE CLAMP 2"	Bergen Power	2640	N/A	MRR YVR-01035	UNK	Replacement	N/A
Blowdown Hanger BD-H-00361							
2.5 3" PIPE CLAMP	Bergen Power	2600	N/A	MRR YVR-01035	UNK	Replacement	N/A
Blowdown Hanger BD-H-00362							
1.5 PIPE CLAMP 3"	Bergen Power	2640	N/A	MRR YVR-01035	UNK	Replacement	N/A
Blowdown Hanger BD-H-00363							
3" PIPE CLAMP	Bergen Power	6101	N/A	MRR YVR-01035	UNK	Replacement	N/A
Blowdown Hanger BD-H-00364							
1.5 PIPE CLAMP 3"	Bergen Power	2640	N/A	MRR YVR-01035	UNK	Replacement	N/A
Blowdown Hanger BD-H-00374							
1.5, 1" PIPE CLAMP	Bergen Power	2600	N/A	MRR YVR-01035	UNK	Replacement	N/A
1.5 STRUT	Bergen Power	2000	N/A	MRR YVR-01035	UNK	Replacement	N/A
Blowdown Hanger BD-H-00585							

FORM NIS-2 OWNER'S REPORT FOR REPAIRS OR REPLACEMENTS

Continuation Sheet

Sheet 5 of 7

Name of Component	Name of Manufacturer	Manufacturer Serial No.	National Board No.	Other Identification:	Year Built	Repaired Replaced Or Replacement	ASME Code Stamped Yes/No
3" PIPE CLAMP	Bergen Power	6101	N/A	MRR YVR-01035	UNK	Replacement	N/A
Blowdown Hanger BD-H-00589							
1.5 PIPE CLAMP 2"	Bergen Power	2640	N/A	MRR YVR-01035	UNK	Replacement	N/A
1.5 STRUT ASSY W/MSA BY P.S. CO.	Bergen Power	2420	N/A	MRR YVR-01035	UNK	Replacement	N/A
Blowdown Hanger BD-H-00604							
1.5 MECHANICAL SNUBBER	Bergen Power	2540	N/A	S/N # 41697	UNK	Replacement	N/A
1.5 PIPE CLAMP 2"	Bergen Power	2640	N/A	MRR YVR-01035	UNK	Replacement	N/A
Blowdown Hanger BD-H-00613							
1.5 PIPE CLAMP 2"	Bergen Power	2640	N/A	MRR YVR-01035	UNK	Replacement	N/A
1.5 STRUT ASSY W/MSA BY P.S. CO.	Bergen Power	2540	N/A	MRR YVR-01035	UNK	Replacement	N/A
Blowdown Hanger BD-H-03228							
2.5 STRUT	Bergen Power	2100	N/A	MRR YVR-01035	UNK	Replacement	N/A
2.5, 4" PIPE CLAMP	Bergen Power	2600	N/A	MRR YVR-01035	UNK	Replacement	N/A
Blowdown Hanger BD-H-03229							

FORM NIS-2 OWNER'S REPORT FOR REPAIRS OR REPLACEMENTS

Continuation Sheet

Sheet 6 of 7

Name of Component	Name of Manufacturer	Manufacturer Serial No.	National Board No.	Other Identification:	Year Built	Repaired Replaced Or Replacement	ASME Code Stamped Yes/No
1.5 MECHANICAL SNUBBER	Bergen Power	2540	N/A	MRR YVR-01035	UNK	Replacement	N/A
1.5 PIPE CLAMP 4"	Bergen Power	2640	N/A	MRR YVR-01035	UNK	Replacement	N/A
Blowdown Hanger BD-H-00036							
1.5 PIPE CLAMP	Bergen Power	2640	N/A	MRR YVR-01035	UNK	Replacement	N/A
1.5 MECHANICAL SNUBBER	Bergen Power	2540	N/A	S/N 41694	UNK	Replacement	N/A
Blowdown Hanger BD-H-00049							
1.5 MECHANICAL SNUBBER	Bergen Power	2540	N/A	MRR YVR-01035	UNK	Replacement	N/A
1.5 PIPE CLAMP	Bergen Power	2640	N/A	MRR YVR-01035	UNK	Replacement	N/A
Blowdown Hanger BD-H-00050							
2.5 PIPE CLAMP	Bergen Power	2600	N/A	MRR YVR-01035	UNK	Replacement	N/A
Blowdown Hanger BD-H-00051							
END ATTACHMENT (TOP)	Bergen Power	2003	N/A	MRR YVR-01035	UNK	Replacement	N/A
END ATTACHMENT (BOTTOM)	Bergen Power	2003	N/A	MRR YVR-01035	UNK	Replacement	N/A
ITEM 4 FOR 1.5 SNUBBER END ATTACHMENT (TOP)	Bergen Power	1001	N/A	MRR YVR-01035	UNK	Replacement	N/A

FORM NIS-2 OWNER'S REPORT FOR REPAIRS OR REPLACEMENTS

Continuation Sheet

Sheet 7 of 7

Name of Component	Name of Manufacturer	Manufacturer Serial No.	National Board No.	Other Identification:	Year Built	Repaired Replaced Or Replacement	ASME Code Stamped Yes/No
ITEM 4 FOR 1.5 SNUBBER END ATTACHMENT (BOTTOM)	Bergen Power	1001	N/A	MRR YVR-01035	UNK	Replacement	N/A
3" U-BOLT	Bergen Power	6502	N/A	MRR YVR-01035	UNK	Replacement	N/A
Blowdown Hanger BD-H-00610							
1.5 MECHANICAL SNUBBER	Bergen Power	2540	N/A	S/N 41698	UNK	Replacement	N/A
1.5 PIPE CLAMP 3"	Bergen Power	2640	N/A	MRR YVR-01035	UNK	Replacement	N/A
Blowdown Hanger BD-H-00455							
3" PIPE SIZE U-BOLT 1/2" DIA.	Bergen Power	6502	N/A	MRR YVR-01035	UNK	Replacement	N/A
3/4" PIPE SIZE U-BOLT 1/2" DIA.	Bergen Power	6502	N/A	MRR YVR-03082	UNK	Replacement	N/A

Form NIS-2

Sheet 2 of 5

9. Remarks Reference line 6 for code data reports.
Applicable Manufacturer's Data Reports to be attached
VT-3 was performed on the Upper Lateral Support after modification/installaiton

CERTIFICATE OF COMPLIANCE

We certify that the statements made in the report are correct and this replacement conforms to the rules of the
ASME Code, Section XI.
repair or replacement

Type Code Symbol Stamp N/A

Certificate of Authorization No. N/A Expiration Date N/A

Signed [Signature] for Equipment Performance Supervisor Date 1/11, 20 02
Owner or Owner's Designee, Title

CERTIFICATE OF INSERVICE INSPECTION

I, the undersigned, holding a valid commission issued by the National Board of Boiler and Pressure Vessel Inspectors and the State or Province of North Carolina and employed by Hartford Steam Boiler Inspection and Insurance Company of One State Street, Hartford, Connecticut 06102 have inspected the components described in this Owner's Report during the period 05-13-00 to 12-14-01, and state that to the best of my knowledge and belief, the Owner has performed examinations and taken corrective measures described in this Owner's Report in accordance with the requirements of the ASME Code, Section XI.

By signing this certificate, neither the Inspector nor his employer makes any warranty, expressed or implied, concerning the examinations and corrective measures described in this Owner's Report. Furthermore, neither the Inspector nor his employer shall be liable in any manner for any personal injury or property damage or a loss of any kind arising from or connected with this inspection.

[Signature] Commissions NC 1444NIAB
Inspector's Signature National Board, State, Province, and Endorsements

Date 1-21-2002

FORM NIS-2 OWNER'S REPORT FOR REPAIRS OR REPLACEMENTS

Continuation Sheet

Sheet 3 of 5

Name of Component	Name of Manufacturer	Manufacturer Serial No.	National Board No.	Other Identification	Year Built	Repaired Replaced Or Replacement	ASME Code Stamped Yes/No
2 1/2" - 4 UNC-2A x 12-1/4" long heavy hex head bolt with 5 1/2" thread length, ASME SA-540 Gr. B23 Class 4 conforming to ASME Section III, Subsection NF, 1974 Edition	CSC	NA	NA	SA-540 GR. B23 CLASS 4 HT. 10560	UNK	REPLACEMENT	NO
2 1/2" - 4 UNC-2B Hex Nut, A194 Gr. 2H	T & T Enterprises	NA	NA	A-194 GR.2H HT. 356	UNK	REPLACEMENT	NO
2 1/2" Standard Flat Circular Washer, F436, Type 1	A&G Engineering II INC.	NA	NA	F-436 HT. 146852	UNK	REPLACEMENT	NO
1-8 UNC-2A continuous thread stud x 5 1/2" long, A193 Gr. B7	T & T Enterprises	NA	NA	A-193 B7 HT. 19639	UNK	REPLACEMENT	NO
1-8 UNC-2B Jam Nut, A194 Gr. 2H	Korea Bolt IND Company	NA	NA	A-194 GR.2H HT. 127789	UNK	REPLACEMENT	NO
1" Standard Flat Circular Washer, F436	Heidtman Steel Products	NA	NA	F-436 HT. 206518	UNK	REPLACEMENT	NO
Face Plate 3/4" x 1'-9" x 11", A36	Corus	NA	NA	A/SA-36 HT. ADX2054	UNK	REPLACEMENT	NO
Finger Shim Plate 1" x 1'-8" x 11", A36	Gulf States Steel, INC	NA	NA	A/SA-36 HT. 7468855	UNK	REPLACEMENT	NO
Finger Shim Plate 1/2" x 1'-8" x 11", A36	Corus	NA	NA	A/SA-36 HT. B1P5527	UNK	REPLACEMENT	NO
Finger Shim Plate 1/4" x 1'-8" x 11", A36	Corus	NA	NA	A/SA-36 HT. A0R0914	UNK	REPLACEMENT	NO

FORM NIS-2 OWNER'S REPORT FOR REPAIRS OR REPLACEMENTS

Continuation Sheet

Sheet 4 of 5

Name of Component	Name of Manufacturer	Manufacturer Serial No.	National Board No.	Other Identification	Year Built	Repaired Replaced Or Replacement	ASME Code Stamped Yes/No
Finger Shim Plate 1/8" x 1'-8" x 11", A109	Precision Steel Warehouse	NA	NA	A-109 HT. 65120PO COIL NO. 2652502	UNK	REPLACEMENT	NO
Finger Shim Plate 1/16" x 1'-8" x 11", A109	Gibraltar Strip Steel, Inc.	NA	NA	A-109 HT. 4126615	UNK	REPLACEMENT	NO
Finger Shim Plate 1/32" x 1'-8" x 11", A109	Nucor Steel	NA	NA	A-366 HT. 2007518	UNK	REPLACEMENT	NO
Finger Shim Plate 3/4" x 15" x 30", A36	US Steel Group	NA	NA	A/SA-36 HT. D04009	UNK	REPLACEMENT	NO
2 1/4"-4 1/2" UNC-2A Heavy Hex Bolt x 4 1/2" long, threaded full length, A193 Gr. B7, quenched and tempered	T & T Enterprises	NA	NA	A-193 GR B7 HT. 10199 HT. CODE ARV	UNK	REPLACEMENT	NO
Plate 1 1/2" x 4" x 15" with slotted hole, A572 Gr. 50	IPSCO Steel Inc.	NA	NA	HT. B9B009	UNK	REPLACEMENT	NO
Plate 2 1/2" x 2 3/4" x 15", A572 Gr. 50	ATI Steel USA Incorporated	NA	NA	A-572 GR. 50 TYPE 2 HT. 1A747	UNK	REPLACEMENT	NO
Plate 1 1/2" x 2 1/2" x 9 3/4" end prepped, A572 Gr. 50	ATI Steel USA Incorporated	NA	NA	A-572 GR. 50 TYPE 2 HT. 1A747	UNK	REPLACEMENT	NO
Shim Plate 1/8" x 4" x 15", A109	Greer Steel Company	NA	NA	A-109 HT. A11698	UNK	REPLACEMENT	NO
Shim Plate 1/16" x 4" x 15", A109	Gibraltar Strip Steel, Inc.	NA	NA	A-109 HT. 4158825	UNK	REPLACEMENT	NO
Plate 3/16" x 1 1/2" x 3", A36	Bethlehem	NA	NA	A/SA-36 HT. R2097	UNK	REPLACEMENT	NO

FORM NIS-2 OWNER'S REPORT FOR REPAIRS OR REPLACEMENTS

Continuation Sheet

Sheet 5 of 5

Name of Component	Name of Manufacturer	Manufacturer Serial No.	National Board No.	Other Identification	Year Built	Repaired Replaced Or Replacement	ASME Code Stamped Yes/No
Plate 3/16" x 1 1/2" x 3", A36	Bethlehem	NA	NA	A-36 HT. 421S9471	UNK	REPLACEMENT	NO
Plate 5/16" x 4" x 7 3/4" w/ 2 3/8" Ø Hole, A36	Benxi Iron	NA	NA	A-36 HT. D9935897	UNK	REPLACEMENT	NO
Plate 3/32" x 4" x 5 1/4" w/ 2 3/8" Ø Hole, A109	Gibraltar Strip Steel, Inc.	NA	NA	A-109 HT. W06426	UNK	REPLACEMENT	NO
1/2"-13 UNC-2A x 3" long Heavy Hex Bolt, A325 Type 1	T & T Enterprises	NA	NA	A-325 Type 1 Lot # 911540-05	UNK	REPLACEMENT	NO
1/2"-13 UNC-2B Heavy Hex Nut, A194 Gr. 2h	Telefast Industries Inc.	NA	NA	A-194 GR. 2H HT. Y67408	UNK	REPLACEMENT	NO
1/2" Standard Flat Circular Washer, F436 Type 1	Nova Machine Products	NA	NA	F-436 TYPE 1 HT. A89192 LOT # 40029927	UNK	REPLACEMENT	NO
Plate 1" x 2" x 24", ASTM A36	Roanoke Electric Steel Corporation	NA	NA	A-36 HT. JB9175	UNK	REPLACEMENT	NO
Plate 3/4" x 2" x 24", ASTM A36	Roanoke Electric Steel Corporation	NA	NA	A-36 HT. JC6116	UNK	REPLACEMENT	NO
Plate 1/2" x 2" x 24", ASTM A36	Roanoke Electric Steel Corporation	NA	NA	A-36 HT. JC2016	UNK	REPLACEMENT	NO
Plate 1/4" x 2" x 24", ASTM A36	Roanoke Electric Steel Corporation	NA	NA	A-36 HT. JC5987	UNK	REPLACEMENT	NO
Angle 2-1/2" X 2-1/2" X 1/2"	Roanoke Electric Steel Corporation	NA	NA	A-36 HT. JC6341	UNK	REPLACEMENT	NO
Snubber Shim 1/2" x 6" x 16"	US Steel Group	NA	NA	SA-36 HT. E04583	UNK	REPLACEMENT	NO
Snubber Shim 1" x 6" x 16"	US Steel Group	NA	NA	SA-36 HT. YO8953	UNK	REPLACEMENT	NO

FORM NIS-2 OWNER'S REPORT FOR REPAIRS OR REPLACEMENTS
As Required by the Provisions for the ASME Code Section XI

<p>1. Owner: <u>Carolina Power & Light</u> Name</p> <p><u>P.O. Box 1551, Raleigh, N.C. 27602-1551</u> Address</p>	<p>Date: <u>12/24/01</u></p> <p>Sheet <u>1</u> of <u>3</u></p>
<p>2. Plant: <u>Shearon Harris Nuclear Power Plant</u> Name</p> <p><u>P.O. Box 165, New Hill, N.C. 27562-0165</u> Address</p>	<p>Unit <u>1</u></p> <p><u>23638</u> Repair Organization P.O. No., Job No., etc</p>
<p>3. Work Performed by: <u>Becon Construction</u> Name</p> <p><u>P.O. Box 9, New Hill, N.C. 27562</u> Address</p>	<p>Type Code Symbol Stamp <u>N/A</u></p> <p>Authorization No. <u>N/A</u></p> <p>Expiration Date <u>N/A</u></p>

4. Identification of System **FEEDWATER (PIPING)**

5. (a) Applicable Construction Code: ASME Sec.III Cl. 2 Edition 1974 Addenda Winter 76 Code Case N/A

(b) Applicable Edition of Section XI Utilized for Repairs or Replacements: 19 89 Addenda N/A

6. Identification of Components Repaired or Replaced and Replacement Components

Name of Component	Name of Manufacturer	Manufacturer Serial No.	National Board No.	Other Identification:	Year Built	Repaired Replaced Or Replacement	ASME Code Stamped Yes/No
16" SCH. 120 PIPE SA-106 Gr.B	B.F. SHAW	97807-M-2031-S01	N/A	PC. MK. 97807-M-2031-S01	2001	REPLACEMENT	YES
16" SCH. 120 PIPE SA-106 Gr.B	B.F. SHAW	N/A	N/A	97807-M-2032-S01	2001	REPLACEMENT	NO
16" SCH. 120 PIPE SA-106 Gr.B	B.F. SHAW	N/A	N/A	9700807-M-2033-S01	2001	REPLACEMENT	NO
6", SCH.80, SA-106 GR. B, PIPE SPOOL	B.F. SHAW	97807-M-2029-S01	N/A	PC.MK. 97807-M-2029-S01	2001	REPLACEMENT	YES
16", SCH. 120, SA-335 P11, PIPE SPOOL	B.F. SHAW	2FW16-67SN-1-A	N/A	ISO. SK-9700807-M-2000	2001	REPLACEMENT	YES
16", SCH.80 , SA335 P11 PIPE SPOOL	B.F. SHAW	2FW16-67SN-1-B	N/A	ISO. SK-9700807-M-2000	2001	REPLACEMENT	YES

FORM NIS-2 OWNER'S REPORT FOR REPAIRS OR REPLACEMENTS

Continuation Sheet

Sheet 2 of 3

Name of Component	Name of Manufacturer	Manufacturer Serial No.	National Board No.	Other Identification:	Year Built	Repaired Replaced Or Replacement	ASME Code Stamped Yes/No
16" SCH. 80, SA-234 WP11, 45° ELL	B.F. SHAW	N/A	NA	PC.MK. 2FW16-67SN-1-C	2001	REPLACEMENT	NO
16" SCH. 80, SA234 WP11-S, S/R 90° ELL	B.F. SHAW	N/A	N/A	PC.MK. 2FW16-67SN-1-D	2001	REPLACEMENT	NO
16" , SCH. 120, SA-335 P11, PIPE SPOOL	B.F. SHAW	2FW16-68SN-1-A	N/A	PC.MK.2FW16-68SN-1-A	2001	REPLACEMENT	YES
16" , SCH. 80, SA-335 P11, PIPE SPOOL	B.F. SHAW	2FW16-68SN-1-B	N/A	PC.MK.2FW16-68SN-1-B	2001	REPLACEMENT	YES
16" , SCH. 80, SA-335 P11, PIPE SPOOL	B.F. SHAW	2FW16-68SN-1-C	N/A	PC.MK.2FW16-68SN-1-C	2001	REPLACEMENT	YES
16" , SCH. 80, SA-335 P11, PIPE SPOOL	B.F. SHAW	2FW16-68SN-1-D	N/A	2FW16-68SN-1-D	2001	REPLACEMENT	YES
16" , SCH. 120, A-335 P11, PIPE SPOOL	B.F. SHAW	2FW16-69SN-1-A	N/A	2FW16-69SN-1-A	2001	REPLACEMENT	YES
16" , SCH. 80, SA-335 P11, PIPE SPOOL	B.F. SHAW	2FW16-69SN-1-B	N/A	2FW16-69SN-1-B	2001	REPLACEMENT	YES
16" SCH. 80, SA-234 WP11, 45° ELL	B.F. SHAW	2FW16-69SN-1-C	N/A	2FW16-69SN-1-C	2001	REPLACEMENT	NO
16" SCH. 80, SA234 WP11-S, S/R 90° ELL	B.F. SHAW	2FW16-69SN-1-D	N/A	2FW16-69SN-1-D	2001	REPLACEMENT	NO

7. Description of REMOVE AND REPLACE FW PIPING IN MST AND RCB.

8. Tests Conducted: Hydrostatic ☐ Pneumatic ☐ Nominal Operating Pressure ☒
Other ☐ Pressure _____ psi Test Temp. _____ °F

NOTE: Supplemental sheets in form of lists, sketches, or drawings may be used, provided (1) size is 8 1/2 in. x 11 in., (2) information in items 1 through 6 on this report is included on each sheet, and (3) each sheet is numbered and the number of sheets is recorded at the top of this form. (12/82)

Form NIS-2

Sheet 3 of 3

9. Remarks Reference line 6 for code data reports.

Applicable Manufacturer's Data Reports to be attached

VT-2 performed per requirements of Code Case N-416-1.

CERTIFICATE OF COMPLIANCE

We certify that the statements made in the report are correct and this replacement conforms to the rules of the ASME Code, Section XI.

Type Code Symbol Stamp N/A

Certificate of Authorization No. N/A Expiration Date N/A

Signed Dayin Song Equipment Performance Supervisor Date 1/11, 20 02
Owner or Owner's Designee, Title

CERTIFICATE OF INSERVICE INSPECTION

I, the undersigned, holding a valid commission issued by the National Board of Boiler and Pressure Vessel Inspectors and the State or Province of North Carolina and employed by Hartford Steam Boiler Inspection and Insurance Company of One State Street, Hartford, Connecticut 06102 have inspected the components described in this Owner's Report during the period 05-13-00 to 12-14-01, and state that to the best of my knowledge and belief, the Owner has performed examinations and taken corrective measures described in this Owner's Report in accordance with the requirements of the ASME Code, Section XI.

By signing this certificate, neither the Inspector nor his employer makes any warranty, expressed or implied, concerning the examinations and corrective measures described in this Owner's Report. Furthermore, neither the Inspector nor his employer shall be liable in any manner for any personal injury or property damage or a loss of any kind arising from or connected with this inspection.

[Signature] Commissions NC 1444NIAB
Inspector's Signature National Board, State, Province, and Endorsements

Date 1-21 20 02

FORM NIS-2 OWNER'S REPORT FOR REPAIRS OR REPLACEMENTS
As Required by the Provisions for the ASME Code Section XI

1. Owner: Carolina Power & Light Date: 12/24/01
Name
P.O. Box 1551, Raleigh, N.C. 27602-1551 Sheet 1 of 6
Address
2. Plant: Shearon Harris Nuclear Power Plant Unit 1
Name
P.O. Box 165, New Hill, N.C. 27562-0165 23638
Address Repair Organization P.O. No., Job No., etc
3. Work Performed by: Becon Construction Type Code Symbol Stamp N/A
Name
P.O. Box 9, New Hill, N.C. 27562 Authorization No. N/A
Address Expiration Date N/A
4. Identification of System: FEEDWATER (HANGERS)

5. (a) Applicable Construction Code: ASME Sec III Edition 1974 Addenda Winter 76 Code Case N/A
(b) Applicable Edition of Section XI Utilized for Repairs or Replacements: 1989 Addenda N/A

6. Identification of Components Repaired or Replaced and Replacement Components

Name of Component	Name of Manufacturer	Manufacturer Serial No.	National Board No.	Other Identification:	Year Built	Repaired Replaced Or Replacement	ASME Code Stamped Yes/No
See attached							

7. Description of Work: The existing Feedwater pipe and supports inside the Bio-wall were removed and rerouted to the new location of the Feedwater nozzle no the new steam generators. New hangers were installed and some old hangers outside the bio-wall were modified. Supports in the steam tunnel were also modified.

8. Tests Conducted: Hydrostatic ☐ Pneumatic ☐ Nominal Operating Pressure ☐
Other ☐ Pressure psi Test Temp. °F

NOTE: Supplemental sheets in form of lists, sketches, or drawings may be used, provided (1) size is 8 1/2 in. x 11 in., (2) information in items 1 through 6 on this report is included on each sheet, and (3) each sheet is numbered and the number of sheets is recorded at the top of this form. (12/82)

Form NIS-2

Sheet 2 of 6

9. Remarks Reference line 6 for code data reports.

Applicable Manufacturer's Data Reports to be attached

VT-3 was performed after the hanger modifications/installations.

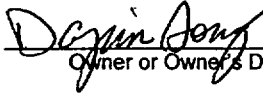
CERTIFICATE OF COMPLIANCE

We certify that the statements made in the report are correct and this replacement conforms to the rules of the
ASME Code, Section XI.
repair or replacement

Type Code Symbol Stamp N/A

Certificate of Authorization No. N/A Expiration Date N/A

Signed



Equipment Performance Supervisor
Owner or Owner's Designee, Title

Date

1/11, 20 02

CERTIFICATE OF INSERVICE INSPECTION

I, the undersigned, holding a valid commission issued by the National Board of Boiler and Pressure Vessel Inspectors and the State or Province of North Carolina and employed by Hartford Steam Boiler Inspection and Insurance Company of One State Street, Hartford, Connecticut 06102 have inspected the components described in this Owner's Report during the period 05-13-00 to 12-24-01, and state that to the best of my knowledge and belief, the Owner has performed examinations and taken corrective measures described in this Owner's Report in accordance with the requirements of the ASME Code, Section XI.

By signing this certificate, neither the Inspector nor his employer makes any warranty, expressed or implied, concerning the examinations and corrective measures described in this Owner's Report. Furthermore, neither the Inspector nor his employer shall be liable in any manner for any personal injury or property damage or a loss of any kind arising from or connected with this inspection.


Inspector's Signature

Commissions NC 1444NIAB

National Board, State, Province, and Endorsements

Date

1-2 20 02

FORM NIS-2 OWNER'S REPORT FOR REPAIRS OR REPLACEMENTS

Continuation Sheet

Sheet 3 of 6

Name of Component	Name of Manufacturer	Manufacturer Serial No.	National Board No.	Other Identification:	Year Built	Repaired Replaced Or Replacement	ASME Code Stamped Yes/No
Plate 1" x 12" x 1'-6 1/2"	CitiSteel USA	N/A	N/A	HT# 1B090 ASME SA-36	Unk	Replacement	No
Plate 1" x 10 1/2" x 1'-6 1/2"	USS Group	N/A	N/A	HT# Y08953 ASME SA-36	Unk	Replacement	No
Plate 1/2" x 6 1/2" x 6 1/2"	Nucor Steel	N/A	N/A	HT# 1011493	Unk	Replacement	No
Plate 5 7/8" x 10" x 7/8" x 5/8"	USS Group	N/A	N/A	HT# Y08953 ASME SA-36	Unk	Replacement	No
Crushable Material	Provided by CP&L	N/A	N/A	P/N 76325405 P.O. # 24842	Unk	Replacement	No
16" riser clamp	Bergen-Power	N/A	N/A	B.P. # 86207	Unk	Replacement	No
Tube Steel 1/2" x 8" x 6" x 2'-2" lg.	Leavitt Tube Co.	N/A	N/A	HT# 813P66080 ASTM A500, Gr. B	Unk	Replacement	No
Plate 1/2" x 10" x 10" lg.	Feralloy Corp.	N/A	N/A	HT# 2104415	Unk	Replacement	No
1 1/4" x 11 1/2" lg. stud	Provided by CP&L	N/A	N/A	CP&L P/N 72853112	Unk	Replacement	No
1 1/4" Heavy Hex Nuts	Provided by CP&L	N/A	N/A	CP&L P/O # REQ 165	Unk	Replacement	No
Short Strut Assembly	Bergen-Power	N/A	N/A	B.P. # 2411-50	Unk	Replacement	No
Tube Steel 1/2" x 8" x 6" x 10'-0" lg.	Independence Tube Corp.	N/A	N/A	HT# T21326 ASTM A-500, Gr. B	Unk	Replacement	No
Plate 3/4" x 10" x 1'-2"	Corus	N/A	N/A	HT# BOX7262 ASME SA-36	Unk	Replacement	No
Tube Steel 1/2" x 6" x 6" x 8'-0" lg.	Independence Tube Corp.	N/A	N/A	HT# D00659 ASTM A-500, Gr. B	Unk	Replacement	No
Plate 1" x 9 1/4" x 1'-6 1/2"	CitiSteel USA	N/A	N/A	HT# N460 ASME SA-36	Unk	Replacement	No
Plate 1/2"	Ferralloy Corp.	N/A	N/A	HT# 2104415	Unk	Replacement	No
Shim Plate 1 1/2" x 7" x 10"	Gulf States Steel	N/A	N/A	HT# 7459350 ASME SA-36	Unk	Replacement	No
Rigid Strut	Bergen-Power	N/A	N/A	B.P. # 2200-50	Unk	Replacement	No
16" Pipe Clamp	Bergen-Power	N/A	N/A	B.P. # 2600-50	Unk	Replacement	No
Plate 1 1/4" x 9" x 11"	Gulf States Steel	N/A	N/A	HT# 7464918 ASME SA-36	Unk	Replacement	No
Plate 1" x 1'-0" x 1'-0"	Gulf States Steel	N/A	N/A	HT# 7473991 ASME SA-36	Unk	Replacement	No
Rigid Telescoping Strut	Bergen-Power	N/A	N/A	B.P. # 2100-50	Unk	Replacement	No
Tube Steel 3/8" x 6" x 6"	LTV Copperweld	N/A	N/A	HT# U01166 ASTM A500, Gr. B	Unk	Replacement	No
16" Pipe Clamp	Bergen-Power	N/A	N/A	B.P. # 2640-50	Unk	Replacement	No
Plate 1/2" x 6" x 6"	Corus	N/A	N/A	HT# BIP5527 ASME SA-36	Unk	Replacement	No

FORM NIS-2 OWNER'S REPORT FOR REPAIRS OR REPLACEMENTS

Continuation Sheet

Sheet 4 of 6

Name of Component	Name of Manufacturer	Manufacturer Serial No.	National Board No.	Other Identification:	Year Built	Repaired Replaced Or Replacement	ASME Code Stamped Yes/No
Tube Steel 1/2" x 5" x 5"	LTV Copperweld	N/A	N/A	HT# FF934249 ASTM A500, Gr. B	Unk	Replacement	No
Plate 1/4" x 4 3/4" x 4 3/4"	Corus	N/A	N/A	HT# AOR-0914 ASME SA-36	Unk	Replacement	No
Weld Attachment	Bergen-Power	N/A	N/A	B.P. # 1001-50	Unk	Replacement	No
8" Sch, 80 Pipe, 8" lg.	USS Group	N/A	N/A	HT# C66845 SA-106, Gr. B	Unk	Replacement	No
Rigid Strut	Bergen-Power	N/A	N/A	B.P. # 2250-60 FW-H-800	Unk	Replacement	No
Structural Attachment	Bergen-Power	N/A	N/A	B.P. # 1000-60	Unk	Replacement	No
Tube Steel 1/2" x 6" x 6" x 1'-9" lg	LTV Copperweld	N/A	N/A	HT# 57789 ASTM A500, Gr. B	Unk	Replacement	No
Plate 2" x 2'-2 3/4" x 5-6 1/4" lg	Gulf States Steel	N/A	N/A	HT# 7467493 ASME SA-36	Unk	Replacement	No
W12 x 79 x 1'-6" lg.	Nucor-Yamato	N/A	N/A	HT# 170918	Unk	Replacement	No
5" Sch, 80 Pipe	Dubose National Energy	N/A	N/A	HT# SLNN80007	Unk	Replacement	No
Mech. Snubber	Bergen-Power	N/A	N/A	B.P. # 2540	Unk	Replacement	No
Tube Steel 1/2" x 6" x 10" x 1'-6" lg	Atlas Tube	N/A	N/A	HT# 864280 ASTM A500, GR. B	Unk	Replacement	No
End Attachment	Bergen-Power	N/A	N/A	B.P. # 2003	Unk	Replacement	No
Tube Steel 1/2" x 6" x 4"	LTV Copperweld	N/A	N/A	HT# Y88651 ASTM A500, GR. B	Unk	Replacement	No
Tube Steel 1/2" x 4" x 4"	Bethlehem Steel Corp.	N/A	N/A	HT# 833L65720	Unk	Replacement	No
Plate 1/2" x 6" x 3'-5" lg.	Roanoke Electric Steel	N/A	N/A	HT# JC3653 ASTM SA-36	Unk	Replacement	No
Plate 3/4" x 6" x 3'-3" lg.	USS Group	N/A	N/A	HT# D02407 ASM SA-36	Unk	Replacement	No
Plate 1" x 16" x 3'-0" lg.	Gulf States Steel	N/A	N/A	HT# 7472446 ASME SA-36	Unk	Replacement	No
Tube Steel 1/2" x 6" x 4"	Independence Tube Corp.	N/A	N/A	HT# SO7944 ASTM A-500, Gr. B	Unk	Replacement	No
Plate 3/4" x 7 1/2" x 8" lg.	Corus	N/A	N/A	HT# AOX2054 ASME SA-36	Unk	Replacement	No
Tube Steel 1/2" x 6" x 6"	Independence Tube Corp.	N/A	N/A	HT# D00659 ASTM A-500, Gr. B	Unk	Replacement	No
Tube Steel 1/2" x 8" x 8"	Hanna Steel Corp.	N/A	N/A	HT# B9S5827 ASTM A500, Gr. B	Unk	Replacement	No
Welded Beam Attachment	Bergen-Power	N/A	N/A	B.P. # 1047	Unk	Replacement	No
Variable Spring	Bergen-Power	N/A	N/A	B.P. # 3200	Unk	Replacement	No
Heavy Hex Nut, 1-1/4"	Bergen-Power	N/A	N/A	B.P. # 5400	Unk	Replacement	No

FORM NIS-2 OWNER'S REPORT FOR REPAIRS OR REPLACEMENTS

Continuation Sheet

Sheet 5 of 6

Name of Component	Name of Manufacturer	Manufacturer Serial No.	National Board No.	Other Identification:	Year Built	Repaired Replaced Or Replacement	ASME Code Stamped Yes/No
Continuous Th'd Rod, 1-1/4"	Bergen-Power	N/A	N/A	B.P. # 5006	Unk	Replacement	No
Weldless Eye Nut, 1-1/4"	Bergen-Power	N/A	N/A	B.P. # 5130	Unk	Replacement	No
Tube Steel 5/16" x 4" x 2" x 1'-10" lg -	LTV Copperweld	N/A	N/A	HT# D00011 ASTM A500, Gr. B	Unk	Replacement	No
16" Long Tangent U-Bolts, w/ nuts	Bergen-Power	N/A	N/A	B.P. # 6504	Unk	Replacement	No
Mech. Snubber	Bergen-Power	N/A	N/A	B.P. # 2411	Unk	Replacement	No
16" Pipe Clamp	Bergen-Power	N/A	N/A	B.P. # 2640-50	Unk	Replacement	No
Plate 3/4" x 6 1/2" x 10" lg.	CitiSteel USA	N/A	N/A	HT# 1C636 ASME SA-36	Unk	Replacement	No
Rigid Strut	Bergen-Power	N/A	N/A	B.P. # 2100-28	Unk	Replacement	No
16" Pipe Clamp	Bergen-Power	N/A	N/A	B.P. # 2600-28	Unk	Replacement	No
16" Pipe Clamp	Bergen-Power	N/A	N/A	B.P. # 86208	Unk	Replacement	No
Strut & Snubber	Bergen-Power	N/A	N/A	B.P. # 2540-50	Unk	Replacement	No
Shim - 21 gage	Ameristeel, Inc.	N/A	N/A	HT# 14361 ASTM A-570	Unk	Replacement	No
Shim - 10 gage	Lone Star Steel Company	N/A	N/A	HT# 77503 ASTM A-570	Unk	Replacement	No
16" Pipe Clamp	Bergen-Power	N/A	N/A	B.P. # 2600-30	Unk	Replacement	No
Rigid Strut	Bergen-Power	N/A	N/A	B.P. # 2200-30	Unk	Replacement	No
Plate 1 1/2" x 2'-4" x 2'-4" lg.	Gulf States Steel	N/A	N/A	HT# 7459350 ASME SA-36	Unk	Replacement	No
Maxi Bolt 1 1/4" Dia. x 22" lg.	Drillco	N/A	N/A		Unk	Replacement	No
Tube Steel 1/4" x 4" x 4"	Leavitt Tube Company	N/A	N/A	HT# 85919K ASTM A-500, Gr. B	Unk	Replacement	No
Snubber	Bergen-Power	N/A	N/A	B.P. # 2411-50	Unk	Replacement	No
W8 x 31	Nucor Steel	N/A	N/A	HT# 1103333	Unk	Replacement	No
W8 x 31	Northwestern Steel	N/A	N/A	HT# 81627 ASME SA-36	Unk	Replacement	No
End Attachment	Bergen-Power	N/A	N/A	B.P. # 2003-50	Unk	Replacement	No
Plate 2" x 2'-4 3/4" x 3'-9 1/2"	Gulf States Steel	N/A	N/A	HT# 7455148 ASME SA-36	Unk	Replacement	No
3" Sch, 80 Pipe	USS Group	N/A	N/A	HT# L40039 SA-106, Gr. B	Unk	Replacement	No
16" Pipe Clamp	Bergen-Power	N/A	N/A	B.P. # 6150	Unk	Replacement	No
Weldless Eye Nut, 1"	Bergen-Power	N/A	N/A	B.P. # 5130	Unk	Replacement	No
Continuous Th'd Rod, 1" x 2'-3" lg	Bergen-Power	N/A	N/A	B.P. # 5006	Unk	Replacement	No

Continuation Sheet

Sheet 6 of 6

[illegible]

FORM NIS-2 OWNER'S REPORT FOR REPAIRS OR REPLACEMENTS
As Required by the Provisions for the ASME Code Section XI

1. Owner: Carolina Power & Light Date: 12/24/01
Name
P.O. Box 1551, Raleigh, N.C. 27602-1551
Address Sheet 1 of 3

2. Plant: Shearon Harris Nuclear Power Plant Unit 1
Name
P.O. Box 165, New Hill, N.C. 27562-0165
Address 23638
Repair Organization P.O. No., Job No., etc

3. Work Performed by: Becon Construction Type Code Symbol Stamp N/A
Name
P.O. Box 9, New Hill, N.C. 27562
Address Authorization No. N/A
Expiration Date N/A

4. Identification of System: LOWER LATERAL SUPPORT ON "A", "B", & "C" STEAM GENERATOR

5. (a) Applicable Construction Code: ASME Sec III Edition 1974 Addenda Winter 76 Code Case N/A

(b) Applicable Edition of Section XI Utilized for Repairs or Replacements: 1989 Addenda N/A

6. Identification of Components Repaired or Replaced and Replacement Components

Name of Component	Name of Manufacturer	Manufacturer Serial No.	National Board No.	Other Identification:	Year Built	Repaired Replaced Or Replacement	ASME Code Stamped Yes/No
See attached							

7. Description of Work: The existing Lower Lateral Supports were modified during Steam Generator replacement by cutting out the existing welded shims. Following shim removal from the support structures, the supports were subjected to VT and MT inspections. The structures were then drilled to receive the new bolted shim plate design. New face plates were installed using 5/8" studs attached to the face plates at drilled and tapped holes. One shim was tapered to provide a flat surface and finger shims of various sizes were then installed to provide the desired gap at cold conditions. Hot Gap Testing was performed at approximately 195°F, 345°F, 450°F and 557°F to ensure that the desired gaps were achieved at normal operating temperatures.

8. Tests Conducted: Hydrostatic ☐ Pneumatic ☐ Nominal Operating Pressure ☐
Other ☐ Pressure _____ psi Test Temp. _____ °F

NOTE: Supplemental sheets in form of lists, sketches, or drawings may be used, provided (1) size is 8 1/2 in. x 11 in., (2) information in items 1 through 6 on this report is included on each sheet, and (3) each sheet is numbered and the number of sheets is recorded at the top of this form. (12/82)

Form NIS-2

Sheet 2 of 3

9. Remarks Reference line 6 for code data reports.

Applicable Manufacturer's Data Reports to be attached

VT-3 performed after Lower Lateral Support modification

CERTIFICATE OF COMPLIANCE

We certify that the statements made in the report are correct and this replacement conforms to the rules of the
repair or replacement
ASME Code, Section XI.

Type Code Symbol Stamp N/A

Certificate of Authorization No. N/A Expiration Date N/A

Signed Dayan Song for Equipment Performance Supervisor Date 1/11, 20 02
Owner or Owner's Designee, Title

CERTIFICATE OF INSERVICE INSPECTION

I, the undersigned, holding a valid commission issued by the National Board of Boiler and Pressure Vessel Inspectors and the State or Province of North Carolina and employed by Hartford Steam Boiler Inspection and Insurance Company of One State Street, Hartford, Connecticut 06102 have inspected the components described in this Owner's Report during the period 05-13-00 to 12-24-01, and state that to the best of my knowledge and belief, the Owner has performed examinations and taken corrective measures described in this Owner's Report in accordance with the requirements of the ASME Code, Section XI.

By signing this certificate, neither the Inspector nor his employer makes any warranty, expressed or implied, concerning the examinations and corrective measures described in this Owner's Report. Furthermore, neither the Inspector nor his employer shall be liable in any manner for any personal injury or property damage or a loss of any kind arising from or connected with this inspection.

[Signature] Commissions NC 1444NIAB
Inspector's Signature National Board, State, Province, and Endorsements
Date 1-21 20 02

Continuation Sheet

Sheet 3 of 3

[illegible]