

TRANSMITTAL OF MEETING HANDOUT MATERIALS FOR IMMEDIATE PLACEMENT IN THE PUBLIC DOMAIN

*This form is to be filled out (typed or hand-printed) by the person who announced the meeting (i.e., the person who issued the meeting notice). The completed form, and the attached copy of meeting handout materials, will be sent to the Document Control Desk on the same day of the meeting; under no circumstances will this be done later than the working day after the meeting.
Do not include proprietary materials.*

DATE OF MEETING

03/26/02

The attached document(s), which was/were handed out in this meeting, is/are to be placed in the public domain as soon as possible. The minutes of the meeting will be issued in the near future. Following are administrative details regarding this meeting:

Docket Number(s)

50-272, 50-311, 50-354

Plant/Facility Name

Salem & Hope Creek

TAC Number(s) (if available)

Reference Meeting Notice

02-017

Purpose of Meeting
(copy from meeting notice)

NRC Staff & PSEG Nuclear met and discussed the results of NRC's assessment of the safety performance at the Salem & Hope Creek Nuclear Generating Station for the period 11/01-12/01 as documented in our letter dated March 1, 2002.

NAME OF PERSON WHO ISSUED MEETING NOTICE

Glenn Meyer
RI

TITLE

Chief, Projects Branch 3

OFFICE

DIVISION

DRP

BRANCH


PB3

Distribution of this form and attachments:

Docket File/Central File
PUBLIC

***PSEG NUCLEAR, LLC – NRC ANNUAL
ASSESSMENT MEETING***

March 26, 2002





Safety Reliability & Cost

Through People!

AGENDA



-
- **Introduction** Harry Keiser
 - **2001 In Review** Dave Garchow
 - **Reliability Improvements** Tim O'Connor
 - **2002 Business Plan** Dave Garchow
 - **Conclusions** Harry Keiser

2001 In Review



- Results
 - Safety
 - Reliability
 - Cost
 - People
- Gaps to Top Quartile

Reliability Improvements



- Successes
- Focus Areas
 - Improving Equipment Expertise
 - Engaging Workers to Reduce Human Errors

2002 Business Plan



- 2002 Focus Areas
 - Plant Performance
 - Business Plan
- Security

Conclusion



- The Plants are Operating Safely
- Our Plan is Working
- Challenges Face Us
- We Will Adjust and Continue on Our Journey to Achieve Top Quartile

Annual Assessment Meeting

Reactor Oversight Program - Cycle 2



Nuclear Regulatory Commission -Region I
King of Prussia, PA

Agenda

- Introduction
- Reactor Oversight Process
- Plant Performance Results
- PSEG Nuclear Remarks
- NRC Closing Remarks

NRC will be available to address questions from the public afterward

NRC Representatives

- Glenn Meyer, Chief Reactor Projects Branch
– (610) 337-5211
- Robert Fretz, Project Manager - Salem, NRR
– (301) 415-1324
- Richard Barkley, Senior Project Engineer
– (610) 337-5065
- Ray Lorson, Senior Resident Inspector - Salem
– (856) 935-3850
- Joseph Schoppy, Senior Resident Inspector -Hope Creek
– (856) 935-5151
- Fred Bower, Resident Inspector - Salem
- Chris Cahill, Resident Inspector - Hope Creek

NRC Activities

- Ensure nuclear power plants are designed, constructed, and operated safely
- Issue licenses for the peaceful use of nuclear materials in the U.S.
- Ensure nuclear facilities are prepared to respond to emergencies

NRC Performance Goals

- Maintain safety and protect the environment
- Enhance public confidence
- Improve effectiveness, efficiency, and realism of processes and decision making
- Reduce unnecessary regulatory burden

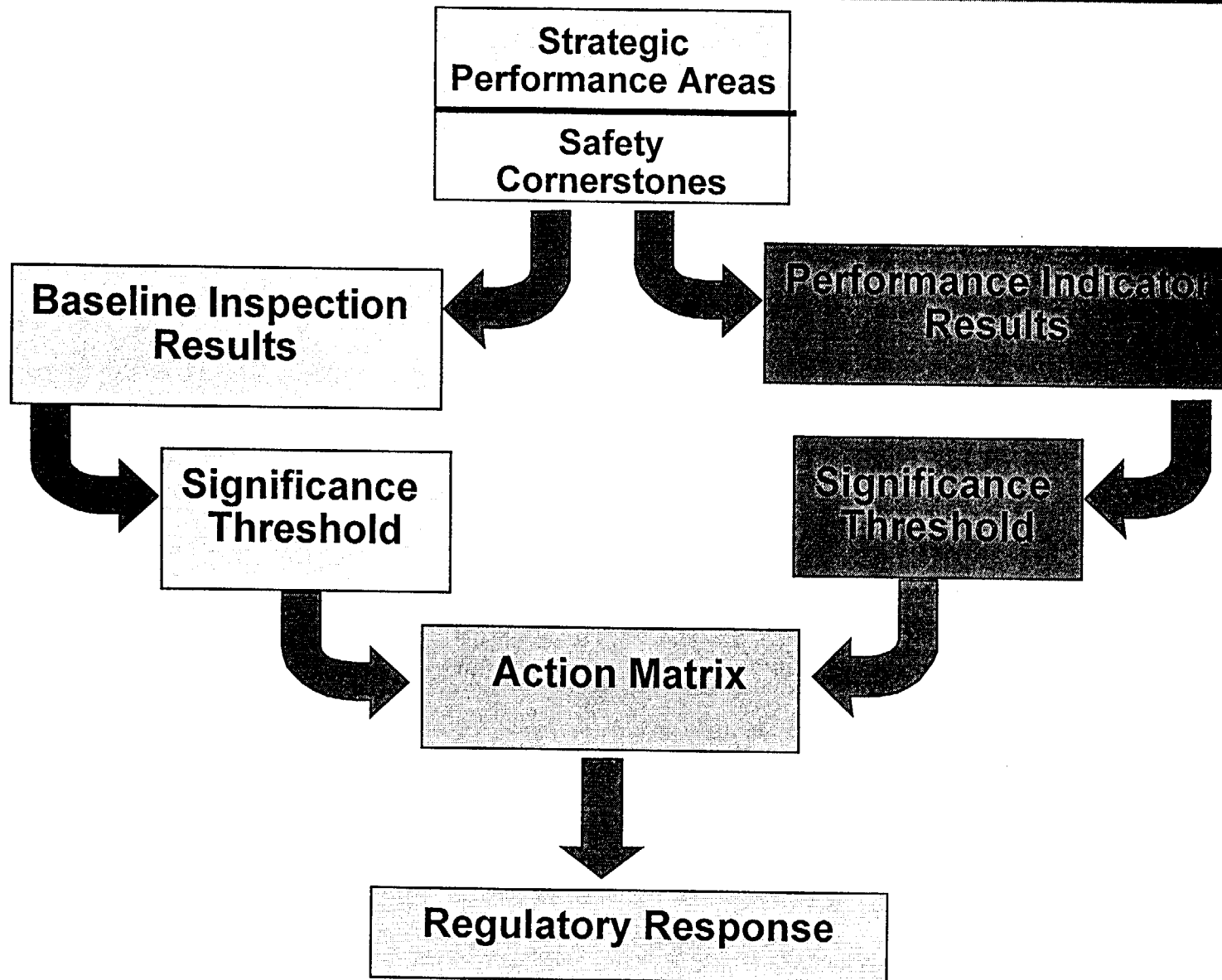
NRC Oversight Activities

- Provides assurance plants are operating safely and in accordance with the regulations
- Risk informed process
- Objective indicators of performance
- Inspections focused on key safety areas
- Defines expected NRC and licensee actions

NRC Response to 9/11

- Highest Level of Security Maintained
- Comprehensive Review of Security
- Closely Coordinated Response With:
 - Licensees
 - FBI
 - Military, State, and Local Agencies
 - Intelligence Communities
- Security Advisories
 - Increased Patrols
 - Augmented Security Capabilities
 - Added Barriers and Posts
 - More Limited Access
 - Enhanced Security Awareness
- February 25th Order on Security
- NRC Monitoring Enhanced Security

Reactor Oversight Process





Examples of Baseline Inspections - Hours Per Station

- Equipment Alignment ~ 70 hrs/yr
- Annual Fire Protection ~ 35 hrs/yr
- Triennial Fire Protection ~ 200 hrs every 3 yrs
- Operator Response ~ 125 hrs/yr
- Plant security ~ 40 hours/yr
- Emergency preparedness ~ 60 hrs/yr
- Rad release controls ~ 100 hrs every 2 years
- Worker radiation protection ~ 125 hrs/year
- Corrective action program 10% every inspection
- Corrective action program ~ 200 hr every 2 yrs

Action Matrix Concept

Licensee Response	Regulatory Response	Degraded Cornerstone	Multiple/Degraded Cornerstone	Unacceptable Performance
-------------------	---------------------	----------------------	-------------------------------	--------------------------



Increasing Safety Significance

Increasing NRC Inspection Efforts

Increasing NRC/Licensee Management Involvement

Increasing Regulatory Actions

National Summary of Plant Performance

End of Calendar Year 2001

Licensee Response	74
Regulatory Response	24
Degraded Cornerstone	4
Multiple/Repetitive Degraded Cornerstone	1
Unacceptable	0

Total Plants	103
--------------	-----

National Summary

■ Performance Indicator Results 4th Qtr Calendar Yr 2001

▶ Green	1834
▶ White	8
▶ Yellow	0
▶ Red:	0

■ Total Inspection Findings (April 2001 - December 2001)

▶ Green	660
▶ White	23
▶ Yellow	2
▶ Red	0

Salem and Hope Creek Inspection Activities

(Jan 1 - Dec 31, 2001)

- Approximately 6,000 hours of inspection-related activity
- Four on-site inspectors performing resident inspections
- Numerous inspections by regional inspectors
 - ▶ Includes several team inspections
- Inspection Findings
 - ▶ 18 findings of very low safety significance at Salem
 - ▶ 18 findings of very low safety significance at Hope Creek

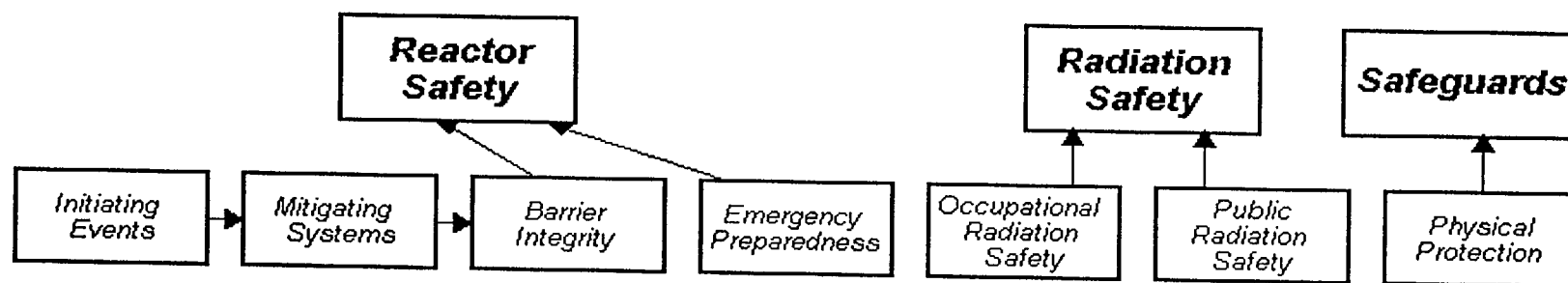
Salem Annual Assessment

(April 1 - Dec 31, 2001)


- Operated safely
- Fully met all cornerstone objectives
- Licensee Response Band of Action Matrix
- All Performance Indicators require no additional NRC oversight (Green)
- NRC plans to conduct baseline inspections

Performance Indicators 4Q/2001
WWW.nrc.gov/NRR/OVERSIGHT/SALM1/salm1_chart.html

WWW.nrc.gov/NRR/OVERSIGHT/SALM1/salm1_chart.html




Performance Indicators



Performance Indicator - Salem Unit 1

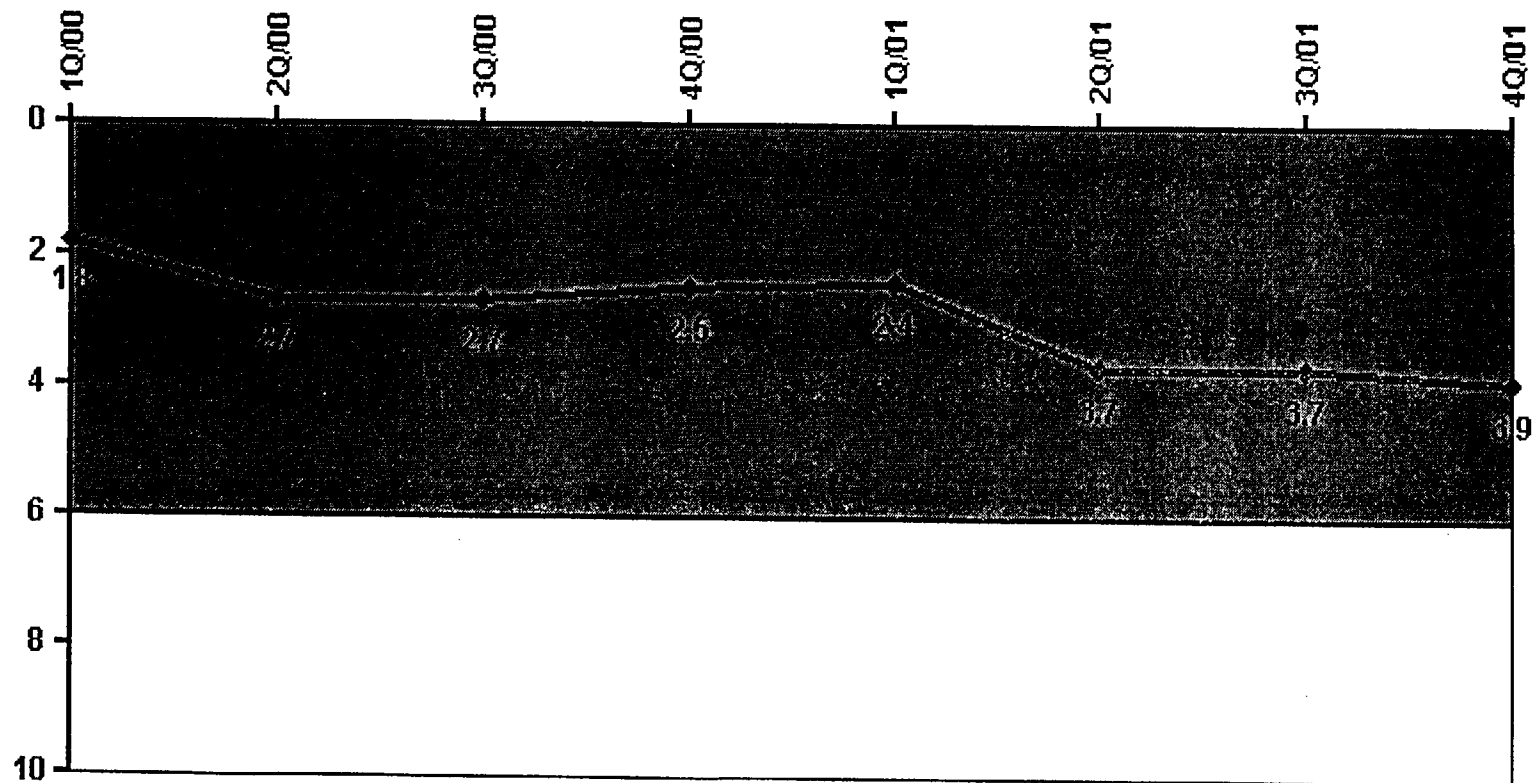
Unplanned Scrams per 7000 Critical Hrs



Thresholds: White > 3.0 Yellow > 6.0 Red > 25.0

Performance Indicator - Salem Unit 1

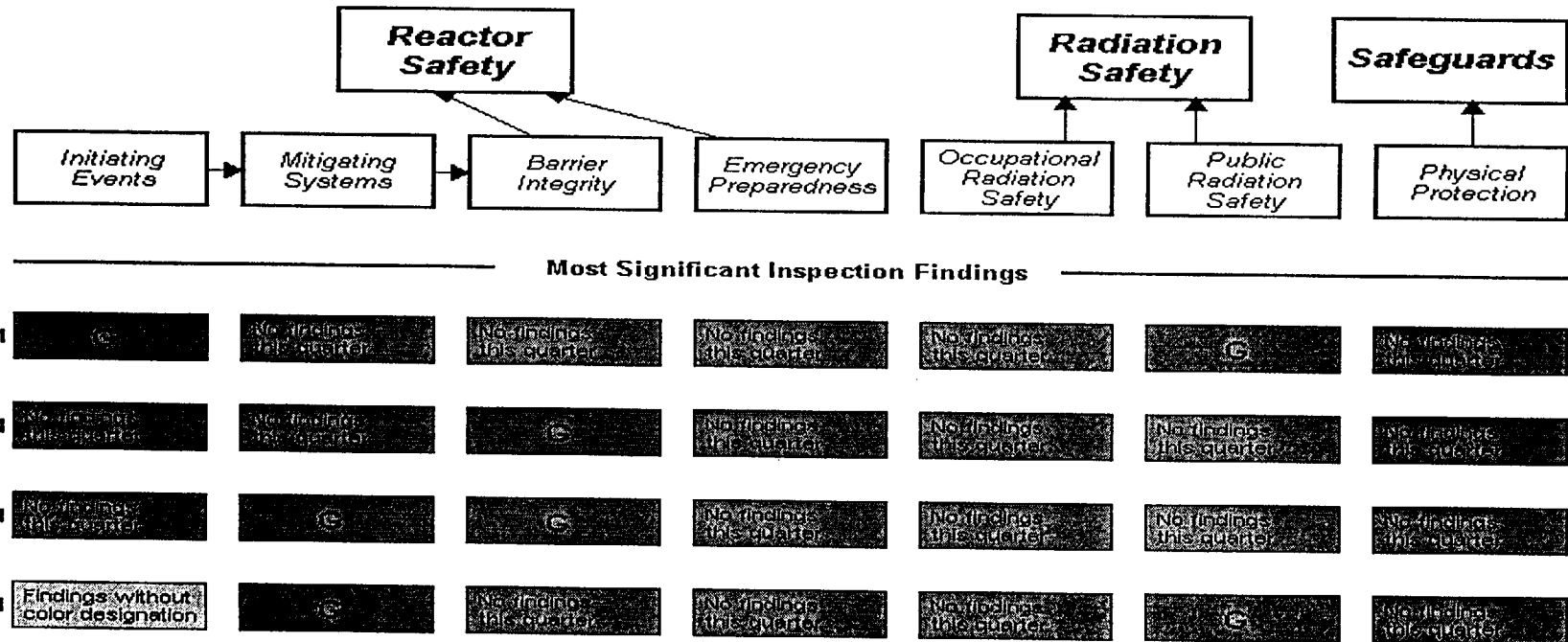
Unplanned Power Changes per 7000 Critical Hrs



Thresholds: White > 6.0

Salem Unit 1

Inspection Finding Summary



Miscellaneous findings

Additional Inspection & Assessment Information

◆ Assessment Reports/Inspection Plans:

4Q/2001

3Q/2001

2Q/2001

1Q/2001

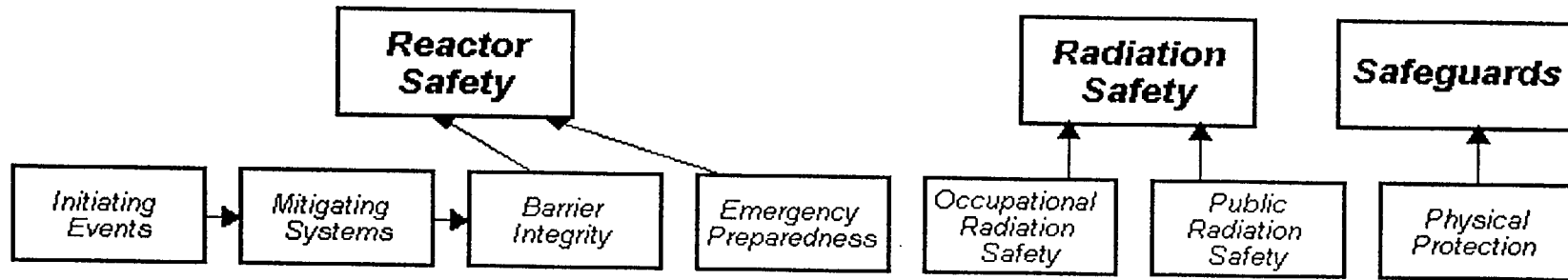
◆ Cross Reference Of Assessment Reports

◆ List of Inspection Reports

◆ List of Assessment Letters/Inspection Plans

Performance Indicators 4Q/2001
WWW.nrc.gov/NRR/OVERSIGHT/SALM2/salm2_chart.html

WWW.nrc.gov/NRR/OVERSIGHT/SALM2/salm2_chart.html

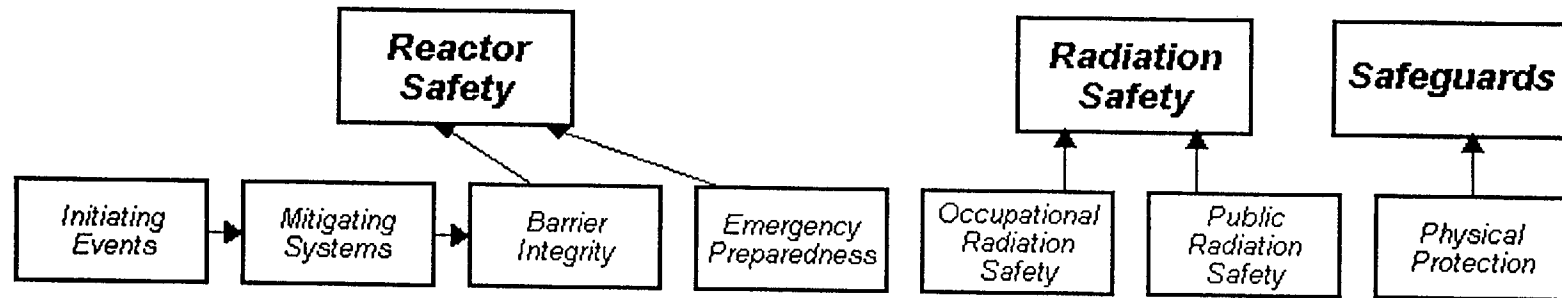


Performance Indicators



Salem Unit 2

Inspection Finding Summary



Most Significant Inspection Findings

	Initiating Events	Mitigating Systems	Barrier Integrity	Emergency Preparedness	Occupational Radiation Safety	Public Radiation Safety	Physical Protection
4Q/2001	No findings this quarter	C	C	No findings this quarter	No findings this quarter	C	No findings this quarter
3Q/2001	No findings this quarter	C	No findings this quarter	No findings this quarter	No findings this quarter	No findings this quarter	No findings this quarter
2Q/2001	No findings this quarter	C	No findings this quarter	No findings this quarter	No findings this quarter	No findings this quarter	No findings this quarter
1Q/2001	No findings this quarter	C	No findings this quarter	No findings this quarter	No findings this quarter	No findings this quarter	No findings this quarter

Miscellaneous findings

Additional Inspection & Assessment Information

Hope Creek Annual Assessment

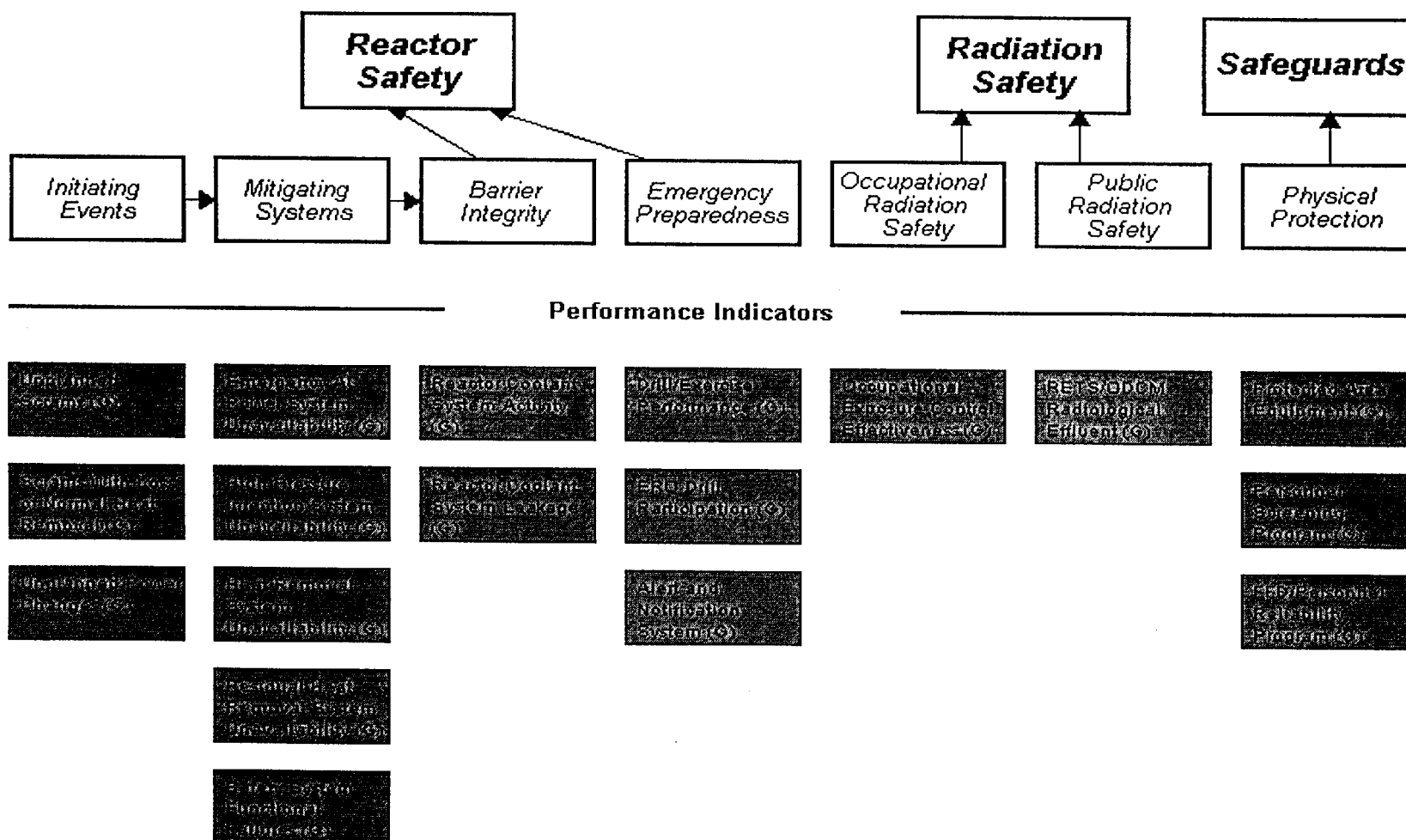
(April 1 - Dec 31, 2001)

- Operated safely
- Fully met all cornerstone objectives
- Licensee Response Band of Action Matrix
- All PIs require no additional NRC oversight (Green)
- NRC plans to conduct only baseline inspections

Hope Creek

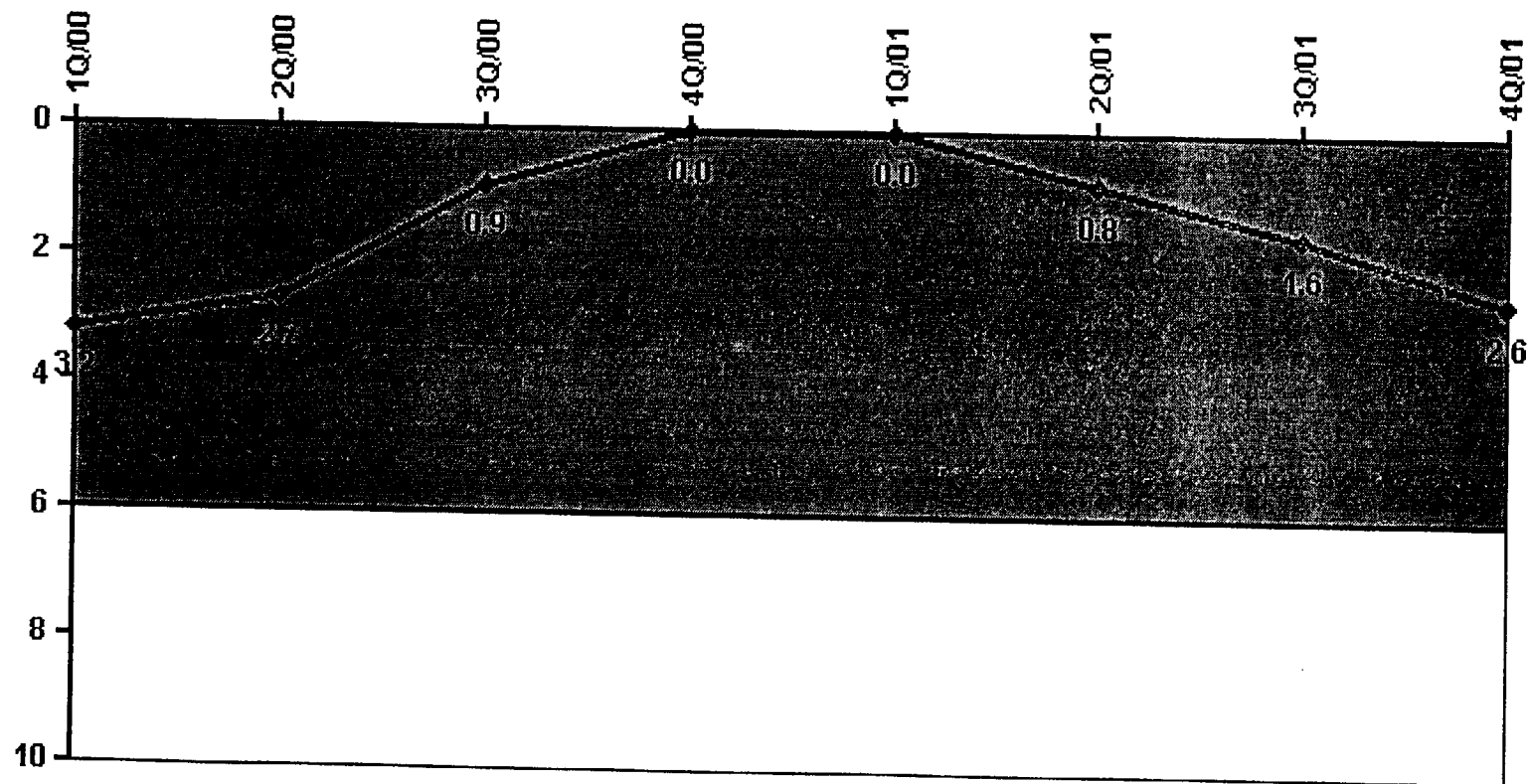
Performance Indicators 4Q/2001

WWW.nrc.gov/NRR/OVERSIGHT/HOPE/hope_chart.html



Performance Indicator - Hope Creek

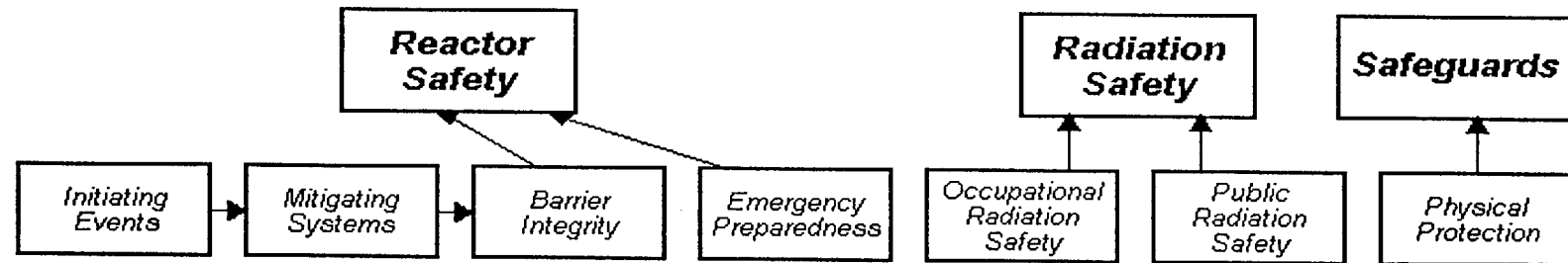
Unplanned Power Changes per 7000 Critical Hrs



Thresholds: White > 6.0

Hope Creek

Inspection Finding Summary



	Most Significant Inspection Findings						
4Q/2001	No findings this quarter	No findings this quarter	No findings this quarter	No findings this quarter	No findings this quarter	No findings this quarter	No findings this quarter
3Q/2001	No findings this quarter	No findings this quarter	No findings this quarter	No findings this quarter	No findings this quarter	No findings this quarter	No findings this quarter
2Q/2001	No findings this quarter	No findings this quarter	No findings this quarter	No findings this quarter	No findings this quarter	No findings this quarter	No findings this quarter
1Q/2001	No findings this quarter	No findings this quarter	No findings this quarter	No findings this quarter	No findings this quarter	No findings this quarter	No findings this quarter

Miscellaneous findings

Additional Inspection & Assessment Information

◆ Assessment Reports/Inspection Plans:

4Q/2001

◆ List of Inspection Reports

◆ List of Assessment Letters/Inspection Plans

Reference Sources

- Reactor Oversight Process

- ▶ <http://www.nrc.gov/NRR/OVERSIGHT/ASSESS/index.html>

- Public Electronic Reading Room

- ▶ <http://www.nrc.gov/reading-rm/adams.html>

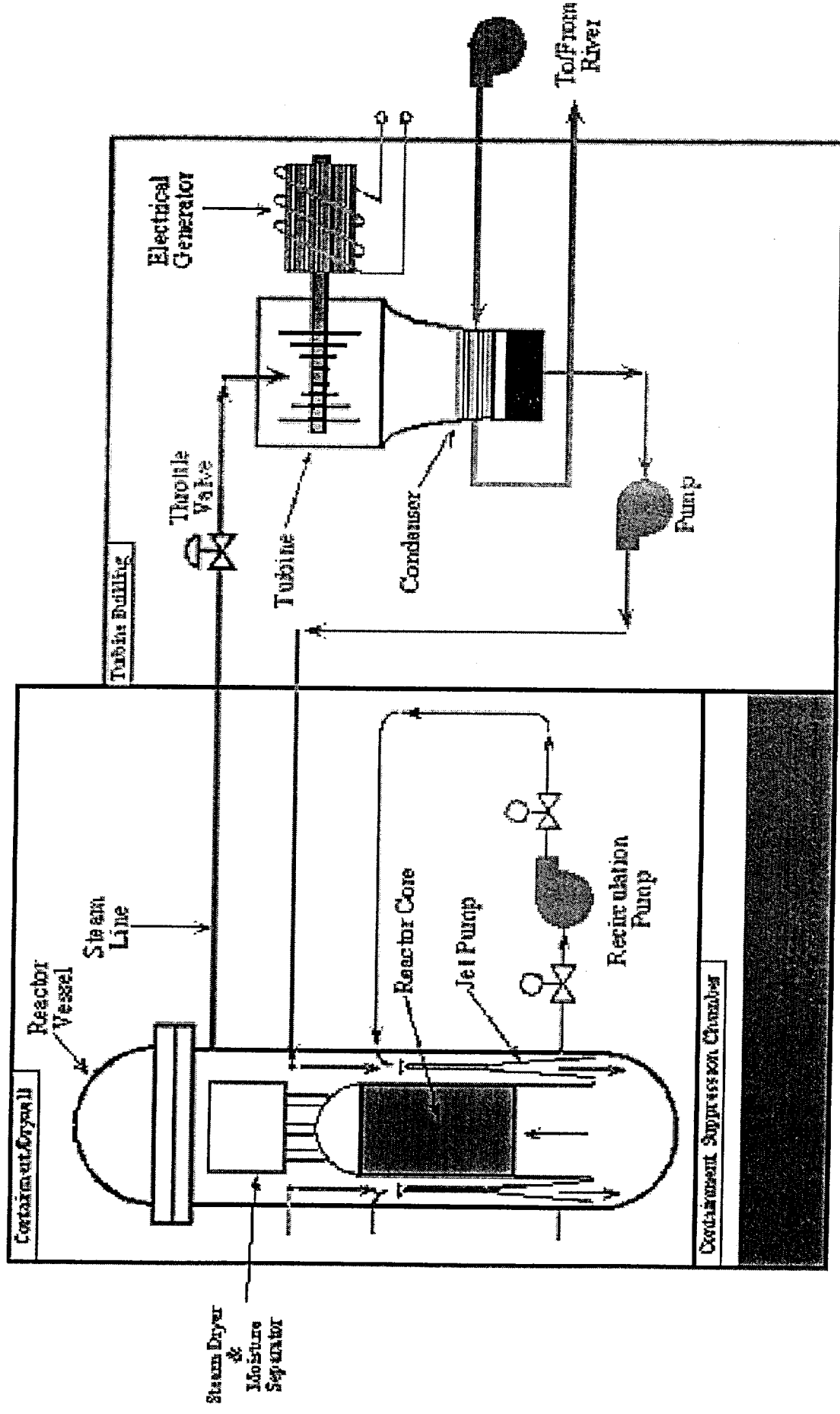
- Public Document Room

- ▶ 1-800-397-4209 (Toll Free)

NRC Action Matrix

		Licensee Response Column	Regulatory Response Column	Degraded Cornerstone Column	Multiple/ Repetitive Degraded Cornerstone Column	Unacceptable Performance Column
RESULTS		All Assessment Inputs (Performance Indicators (PIs) and Inspection Findings) Green; Cornerstone Objectives Fully Met	One or Two White Inputs (in different cornerstones) in a Strategic Performance Area; Cornerstone Objectives Fully Met	One Degraded Cornerstone (2 White Inputs or 1 Yellow Input) or any 3 White Inputs in a Strategic Performance Area; Cornerstone Objectives Met with Minimal Reduction in Safety Margin	Repetitive Degraded Cornerstone, Multiple Degraded Cornerstones, Multiple Yellow Inputs, or 1 Red Input; Cornerstone Objectives Met with Longstanding Issues or Significant Reduction in Safety Margin	Overall Unacceptable Performance; Plants Not Permitted to Operate Within this Band, Unacceptable Margin to Safety
RESPONSE	Regulatory Performance Meeting	None	Branch Chief (BC) or Division Director (DD) Meet with Licensee	DD or Regional Administrator (RA) Meet with Licensee	RA (or EDO) Meet with Senior Licensee Management	Commission meeting with Senior Licensee Management
	Licensee Action	Licensee Corrective Action	Licensee Corrective Action with NRC Oversight	Licensee Self Assessment with NRC Oversight	Licensee Performance Improvement Plan with NRC Oversight	
	NRC Inspection	Risk-Informed Baseline Inspection Program	Baseline and supplemental inspection procedure 95001	Baseline and supplemental inspection procedure 95002	Baseline and supplemental inspection procedure 95003	
	Regulatory Actions	None	Supplemental inspection only	Supplemental inspection only	-10 CFR 2.204 DFI -10 CFR 50.54(f) Letter - CAL/Order	Order to Modify, Suspend, or Revoke Licensed Activities
COMMUNICATION	Assessment Reports	BC or DD review/sign assessment report (w/ inspection plan)	DD review/sign assessment report (w/ inspection plan)	RA review/sign assessment report (w/ inspection plan)	RA review/sign assessment report (w/ inspection plan) Commission Informed	
	Annual Public Meeting	SRI or BC Meet with Licensee	BC or DD Meet with Licensee	RA (or designee) Discuss Performance with Licensee	EDO (or Commission) Discuss Performance with Senior Licensee Management	Commission Meeting with Senior Licensee Management
	INCREASING SAFETY SIGNIFICANCE →					

Simplified Boiling Water Reactor



Simplified Pressurized Water Reactor

