

Tuesday, March 05, 2002

Document Update Notification

COPYHOLDER NO: 103

TO: NRC - WASHINGTON

ADDRESS: OS-DOC CNTRL DESK MAIL STOP OP1-
17 WASHINGTON DC 20555-DC

DOCUMENT NO: OP-1903.010

TITLE: EMERGENCY ACTION LEVEL
CLASSIFICATION

REVISION NO: 036-04-0

CHANGE NO: PC-04

SUBJECT: PERMANENT CHANGE (PC)



← If this box is checked, please sign, date, and return within 5 days.



ANO-1 Docket 50-313



ANO-2 Docket 50-368

Signature

Date

SIGNATURE CONFIRMS UPDATE HAS BEEN MADE

RETURN TO:

**ATTN: DOCUMENT CONTROL
ARKANSAS NUCLEAR ONE
1448 SR 333
RUSSELLVILLE, AR 72801**

A045

ENTERGY OPERATIONS INCORPORATED ARKANSAS NUCLEAR ONE

TITLE: EMERGENCY ACTION LEVEL
CLASSIFICATION

DOCUMENT NO.
1903.010

CHANGE NO.
036-04-0

WORK PLAN EXP. DATE
N/A

TC EXP. DATE
N/A

SET # 103

SAFETY-RELATED
☒ YES ☐ NO

IPTE
☐ YES ☒ NO

TEMP ALT
☐ YES ☒ NO

When you see these **TRAPS**

Get these **TOOLS**

Time Pressure
Distraction/Interruption
Multiple Tasks
Overconfidence
Vague or Interpretive Guidance
First Shift/Last Shift
Peer Pressure
Change/Off Normal
Physical Environment
Mental Stress (Home or Work)

Effective Communication
Questioning Attitude
Placekeeping
Self Check
Peer Check
Knowledge
Procedures
Job Briefing
Coaching
Turnover

VERIFIED BY

DATE

TIME

FORM TITLE:

VERIFICATION COVER SHEET

FORM NO.
1000.006A

CHANGE NO.
050-00-0

Page 1

FORM NO. 1000.006B	CHANGE NO. 051-00-0
-----------------------	------------------------

**ENTERGY OPERATIONS INCORPORATED
ARKANSAS NUCLEAR ONE**

TITLE:Emergency Action Level Classification

DOCUMENT NO.
1903.010

CHANGE NO.
036-04-0

☒ **PROCEDURE**

☐ **WORK PLAN, EXP. DATE** _____

PAGE 1 **OF** 1

☐ **ELECTRONIC DOCUMENT**

TYPE OF CHANGE:

☐ **NEW**

☒ **PC**

☐ **TC**

☐ **DELETION**

☐ **REVISION**

☐ **EZ**

EXP. DATE: _____

AFFECTED SECTION:
(Include step # if applicable)

DESCRIPTION OF CHANGE: (For each change made, include sufficient detail to describe reason for the change.)

Table of Contents
Page 1 Of 129)

Added Improved Technical Specifications (ITS) note. Also renumbered the pages due to added definitions.

Section 3
step 3.3.8

Added step 3.3.8, to reference added definitions.

Section 4
Step 4.1

Added definition 4.1 and a definition under step 4.10. Also rearranged all definitions to put in alphabetical order.

Attachment 3/4
step 1.6 & 1.7

Changed references on EAL 1.7 of Attachment 3, and EAL 1.6 & 1.7 of Attachment 4 due to rearranging the definitions.

Attachment 3
EAL 2.1, Criteria
Section (page 25 of
129)

Added ITS to step 1 of Criteria section, also a bold ITS to the right of the Criteria Section to identify the ITS

Attachment 3
EAL 7.1, Criteria
Section (page 56 of
129)

Stated the NUE Criterion and added a second criterion. The second criterion is an enhancement after 09/11/01, and is based on a NRC draft change to NUREG-0654.

Attachment 4
EAL 7.1, Criteria
Section (page 109 of
129)

Stated the NUE Criterion and added a second criterion. The second criterion is an enhancement after 09/11/01, and is based on a NRC draft change to NUREG-0654.

Attachment 5
(page 126 of 129)

Added note to clarify the differences in the failed fuel graphs in 1903.010 and 1903.011.

Attachment 6
(page 127 of 129)

Added note to clarify the differences in the failed fuel graphs in 1903.010 and 1903.011.

FORM TITLE:

DESCRIPTION OF CHANGE

FORM NO.
1000.006C

CHANGE NO.
050-00-0

PROC./WORK PLAN NO. 1903.010	PROCEDURE/WORK PLAN TITLE: EMERGENCY ACTION LEVEL CLASSIFICATION	PAGE: 1 of 130 CHANGE: 036-04-0
---------------------------------	---	------------------------------------

NOTE

This procedure contains Improved Technical Specifications (ITS) content in the following format:

[ITS Example Content ITS]

This content is not valid until after the implementation of Improved Technical Specifications.

TABLE OF CONTENTS

SECTIONS	PAGE NO.
1.0 Purpose	2
2.0 Scope	2
3.0 References	2
4.0 Definitions	3
5.0 Responsibility and Authority	8
6.0 Instructions	9
7.0 Attachments and Forms	12
7.1 Attachment 1 - Unit 1 Index of EALs	13
7.2 Attachment 2 - Unit 2 Index of EALs	16
7.3 Attachment 3 - Unit 1 Emergency Action Levels	19
7.4 Attachment 4 - Unit 2 Emergency Action Levels	74
7.5 Attachment 5 - Unit 1 Containment Radiation EAL Plot	127
7.6 Attachment 6 - Unit 2 Containment Radiation EAL Plot	128
7.7 Attachment 7 - Unit 1 Fuel Cladding Failure Radiation Plot ..	129
7.8 Attachment 8 - Unit 2 Fuel Cladding Failure Radiation Plot ..	130

PROC./WORK PLAN NO. 1903.010	PROCEDURE/WORK PLAN TITLE: EMERGENCY ACTION LEVEL CLASSIFICATION	PAGE: 2 of 130 CHANGE: 036-04-0
---------------------------------	---	------------------------------------

1.0 PURPOSE

This procedure establishes criteria for detection and classification of plant events into the four standard Emergency Classes.

2.0 SCOPE

This procedure is applicable to Units 1 and 2 in all modes; it does not include specific plant casualty procedures or systems operations requirements, but rather provides administrative processes only.

3.0 REFERENCES

3.1 REFERENCES USED IN PROCEDURE PREPARATION:

- 3.1.1 ANO Emergency Plan
- 3.1.2 ANO's EAL Bases Document
- 3.1.3 NUREG-0654/FEMA-REP-1, Rev. 1
- 3.1.4 10 CFR 50
- 3.1.5 NRC Branch Position on Acceptable Deviations to Appendix 1 to NUREG-0654/FEMA-REP-1, July 11, 1994

3.2 REFERENCES USED IN CONJUNCTION WITH THIS PROCEDURE:

- 3.2.1 1000.104, "Condition Reporting and Corrective Actions"
- 3.2.2 1903.011, "Emergency Response/Notifications"
- 3.2.3 1903.064, "Emergency Response Facility - Control Room"
- 3.2.4 1903.065, "Emergency Response Facility - Technical Support Center (TSC)"
- 3.2.5 1903.066, "Emergency Response Facility - Operational Support Center (OSC)"
- 3.2.6 1903.067, "Emergency Response Facility - Emergency Operations Facility (EOF)"
- 3.2.7 1203.025, "Natural Emergencies"
- 3.2.8 2203.008, "Natural Emergencies"
- 3.2.9 1202.XXX, "Emergency Operating Procedures"
- 3.2.10 2202.XXX, "Emergency Operating Procedures"
- 3.2.11 1404.016, "Post Earthquake Data acquisition and Measurement"
- 3.2.12 1904.002, "Offsite Dose Projections-RDACS Method"

PROC./WORK PLAN NO. 1903.010	PROCEDURE/WORK PLAN TITLE: EMERGENCY ACTION LEVEL CLASSIFICATION	PAGE: 3 of 130 CHANGE: 036-04-0
---------------------------------	---	------------------------------------

3.2.13 NRC Position Paper on "Timeliness of Classification of Emergency Conditions" dated August 17, 1995

3.2.14 1607.001, "Reactor Coolant System Sampling"

3.2.15 2607.001, "Unit 2 Reactor Coolant System Sampling"

3.3 RELATED ANO PROCEDURES:

3.3.1 1043.042, "Response to Security Contingencies"

3.3.2 1502.004, Attachment H

3.3.3 1903.023, "Personnel Emergency"

3.3.4 ANO Security Plan/Security Procedures

3.3.5 1015.007, "Fire Brigade Organization and Responsibilities"

3.3.6 1903.042, "Duties of the Emergency Medical Team"

3.3.7 1903.043, "Duties of the Emergency Radiation Team"

3.3.8 1302.022, "Core Damage Assessment"

3.4 REGULATORY CORRESPONDENCE CONTAINING NRC COMMITMENTS WHICH ARE IMPLEMENTED IN THIS PROCEDURE ARE DENOTED IN LEFT HAND MARGIN:

3.4.1 OCAN068320 (P-10766) - Section 4.3

3.4.2 OCNA08005 (P-16725) - Allow for 1% fuel cladding failure to be determined by radiation dose readings. Step 4.16.1.A.2 and 4.16.1.B.2, Unit 1 EALs 1.2 and 1.3, Unit 2 EALs 1.2 and 1.3, Attachments 7 and 8.

4.0 DEFINITIONS

4.1 Core Damage - A failure of fuel cladding integrity to the extent that any of the following happen:

4.1.1 Fission product activity in the coolant exceeds the limits in the technical specifications.

4.1.2 Fuel is no longer in the original geometry.

4.1.3 A major portion of the core cannot be operated for its design cycle length.

4.2 Courtesy Call - A notification to the Arkansas Department of Health and follow-up notification to the NRC for conditions/events other than those constituting an Emergency Class as listed in procedure 1903.11, "Emergency Response/Notifications", Section 6.3.

PROC./WORK PLAN NO. 1903.010	PROCEDURE/WORK PLAN TITLE: EMERGENCY ACTION LEVEL CLASSIFICATION	PAGE: 4 of 130 CHANGE: 036-04-0
-------------------------------------	---	--

- 4.3 Emergency Action Level - Alarms, instrument readings or visual sightings that have exceeded pre-determined limits which would categorize the situation into an initiating condition of one of the following four Emergency Classes:

Notification of Unusual Event

Alert

Site Area Emergency

General Emergency

- 4.3.1 Notification of Unusual Event - Unusual events are in progress or have occurred which indicate a potential degradation of the level of safety of the plant. No releases of radioactive material requiring offsite response or monitoring are expected unless further degradation of safety systems occurs.
- 4.3.2 Alert - Events are in progress or have occurred which involve an actual or potential substantial degradation of the level of safety of the plant. Any releases are expected to be limited to small fractions of the EPA Protective Action Guideline exposure levels.
- 4.3.3 Site Area Emergency - Events are in progress or have occurred which involve actual or likely major failures of plant functions needed for protection of the public. Any releases are not expected to exceed EPA Protective Action Guideline exposure levels except near the site boundary.
- 4.3.4 General Emergency - Events are in progress or have occurred which involve actual or imminent substantial core degradation or melting with the potential for loss of containment integrity. Releases can be reasonably expected to exceed EPA Protective Action Guideline exposure levels off site for more than the immediate site area.

{OCAN068320} 4.4 Emergency Direction and Control - Overall direction of facility response which must include the non-delegable responsibilities for the decision to notify and to recommend protective actions to Arkansas Department of Health personnel and other authorities responsible for offsite emergency measures. With activation of the EOF, the EOF Director typically assumes the responsibility for Emergency Direction and Control. The management of on-site facility activities to mitigate accident consequences remains with the TSC Director in the Technical Support Center. The Shift Manager retains responsibility for the Control Room and plant systems operation.

4.5 Emergency Operations Facility (EOF) - A nearsite emergency response facility located approximately 0.65 miles northeast of the reactor buildings (the ANO Training Center).

4.6 Emergency Planning Zone (EPZ) - The EPZ considered by this procedure is the inhalation zone and is that area within approximately a 10 mile radius of ANO.

PROC./WORK PLAN NO. 1903.010	PROCEDURE/WORK PLAN TITLE: EMERGENCY ACTION LEVEL CLASSIFICATION	PAGE: 5 of 130 CHANGE: 036-04-0
---------------------------------	--	------------------------------------

- 4.7 Emergency Response Organization (ERO) - The organization which is composed of the Initial Response Staff (IRS), the EOF staff, the TSC staff, the OSC staff, and the Emergency Team members. It has the capability to provide manpower and other resources necessary for immediate and long-term response to an emergency situation.
- 4.8 EPA Protective Action Guideline (PAG) Exposure Levels - The projected dose to reference man, or other defined individual, from an unplanned release of radioactive material at which a specific protective action to reduce or avoid that dose is recommended (i.e., 1 Rem TEDE or 5 Rem Child Thyroid (CDE)).
- 4.9 Exclusion Area: That area surrounding ANO within a minimum radius of 0.65 miles of the reactor buildings, but outside the protected area and controlled to the extent necessary by ANO during periods of emergency.

4.10 FISSION PRODUCT BARRIER FAILURE

4.10.1 Fuel Cladding Failure - Condition where the fuel rod cladding becomes defective and cannot contain the fission gases that have accumulated between the fuel pellet and the fuel rod cladding (commonly referred to as the gap).

A. Unit 1 - Greater than 1% fuel cladding failure as indicated by ANY of the following:

- {OCNA08005}
1. Nuclear Chemistry analysis of RCS sample yields > 400 uCi/gm specific I-131.
 2. Radiation levels that indicate >1% fuel cladding failure per Unit 1 Fuel Cladding Failure Radiation Plot (Att 7).
 3. Failed Fuel Iodine process monitor (RE 1237S) indicates > 8.2×10^5 CPM.
 4. Containment Radiation Levels correspond to a Site Area Emergency from Containment Radiation EAL Plot (Attachment 5).
 5. Engineering assessment of core damage indicates >1% fuel cladding failure.

B. Unit 2 - Greater than 1% fuel cladding failure as indicated by ANY of the following:

- {OCNA08005}
1. Nuclear Chemistry analysis of RCS sample yields > 378 uCi/gm specific I-131.
 2. Radiation levels that indicate >1% fuel cladding failure per Unit 2 Fuel Cladding Failure Radiation Plot (Att 8).]
 3. Containment Radiation Levels correspond to a Site Area Emergency from Containment Radiation EAL Plot (Attachment 6).

PROC./WORK PLAN NO. 1903.010	PROCEDURE/WORK PLAN TITLE: EMERGENCY ACTION LEVEL CLASSIFICATION	PAGE: 6 of 130 CHANGE: 036-04-0
-------------------------------------	---	--

(4.10.1 cont.)

4. Engineering assessment of core damage indicates
> 1% fuel cladding failure.

4.10.2 RCS Boundary Failure

- A. Unit 1 - RCS leakage greater than normal makeup capacity (50 gpm).
- B. Unit 2 - RCS leakage greater than 44 gpm (capacity of a single Charging Pump).

4.10.3 Containment Integrity Failure

- A. Abnormally high Containment High Range Radiation Monitor readings (RE-8060 or 8061 for Unit 1; 2RY-8925-1 or 2RY-8925-2 for Unit 2) and indications of radiological effluents outside of the Reactor Building that are not attributable to any other source.
- B. In the judgement of the SM/TSC Director/EOF Director, a breach of the Reactor Building exists. The variety of possible Reactor Building integrity failure scenarios precludes the development of an all inclusive list. In the absence of the conditions described in 4.10.3.A above, the SM/TSC Director/EOF Director must judge the potential for an offsite release to occur based on a current status of Reactor Building isolation systems and structural integrity.

4.10.4 Inability to Monitor a Fission Product Barrier

- A. Following the failure of two fission product barriers, the inability to monitor the third barrier is to be regarded as equivalent to a failure of that barrier.

4.11 FISSION PRODUCT BARRIER CHALLENGE

4.11.1 Challenge to Fuel Cladding: any event or condition which in the judgement of the SM/TSC Director/EOF Director presents the potential for greater than 1% fuel cladding failure; for example:

- A. RCS temperature and pressure indicates superheated conditions.
- B. Indications of the core being uncovered.
- C. Exceeding safety limits (e.g. DNBR or Local Power Distribution)

4.11.2 Challenge to RCS Boundary: any event or condition which, in the judgement of the SM/TSC Director/EOF Director could result in RCS leakage in excess of normal makeup capacity (i.e., 50 gpm for Unit 1 or 44 gpm for Unit 2); for example:

- A. RCS pressure > 2450 psig and not decreasing.
- B. Two out of three seal stages failed on any RCP (U-1).

PROC./WORK PLAN NO. 1903.010	PROCEDURE/WORK PLAN TITLE: EMERGENCY ACTION LEVEL CLASSIFICATION	PAGE: 7 of 130 CHANGE: 036-04-0
---------------------------------	--	--

(4.11.2 cont.) C. Three out of four seal stages failed on any RCP (U-2).

D. Failure of any component resulting in RCS leakage greater than Tech. Spec. limits and approaching normal make up capacity; (50 gpm) for Unit 1 or (44 gpm) for Unit 2.

4.11.3 Challenge to Containment Building Integrity: any event or condition which in the judgement of the SM/TSC Director/ EOF Director significantly increases the potential for failure of containment integrity; for example:

A. Containment pressure > Reactor Building spray actuation setpoint and increasing with no available RB spray or cooling.

B. Hydrogen concentrations in containment > 3.5%.

C. Occurrence of system or component failure which degrades the capability to maintain containment integrity as defined by Technical Specifications.

4.12 FUEL OVERHEAT - Condition in which fission products trapped within the fuel pellet are released at an accelerated rate due to increasing temperature. Fuel overheating temperatures typically range from 1600 °F to 3600 °F cladding temperature.

4.13 Initial Response Staff (IRS) - The emergency organization composed of plant personnel which must be able to respond to the site in accordance with Table B-1 of the Emergency Plan.

4.14 Normal Makeup (MU) Capacity - Normal MU capacity is defined as the maximum expected water addition to the RCS through the MU line with the letdown line isolated. This amount will vary with RC pressure.

4.15 Offsite - Those areas not covered by Section 4.13.

4.16 Onsite - The area within the Exclusion Area Boundary.

4.17 Operational Support Center (OSC) - Emergency response center within the ANO Maintenance Facility where support is coordinated for the following functions:

Onsite Radiological Monitoring
Maintenance
Nuclear Chemistry
Emergency Medical Support
Fire Fighting Support

The OSC also serves as the briefing area for repair and damage control teams and is located in the Maintenance Facility.

PROC./WORK PLAN NO. 1903.010	PROCEDURE/WORK PLAN TITLE: EMERGENCY ACTION LEVEL CLASSIFICATION	PAGE: 8 of 130 CHANGE: 036-04-0
---------------------------------	---	------------------------------------

4.18 PLANT TRANSIENT

- 4.18.1 Any unplanned reactor trip from criticality.
- 4.18.2 A planned reactor trip in which the expected post-trip response did not occur.
- 4.18.3 Any event resulting in an automatic ESAS (Unit 1) or ESF (Unit 2) actuation or any event requiring manual initiation of these systems where automatic initiation would likely have occurred.
- 4.18.4 Any turbine-generator power change in excess of 100 MWe in less than one (1) minute other than a momentary spike due to a grid disturbance or a manually initiated runback.
- 4.18.5 Any unplanned main turbine or main feedwater pump turbine trip which results in a significant plant transient (change in excess of 100 MWe).

4.19 Protected Area: The area encompassed by physical barriers (i.e., the security fence) and to which access is controlled.

4.20 Technical Support Center (TSC) - The location within the ANO Administration Building equipped with instrumentation and communication systems and facilities useful in monitoring the course of an accident; this center is located in the 3rd Floor of the ANO Administration Building.

5.0 RESPONSIBILITY AND AUTHORITY

- 5.1 The responsibility for event classification is assigned to the individual with responsibility for Emergency Direction and Control (i.e., The Shift Manager, TSC Director, or EOF Director).
- 5.2 The Control Room Supervisor (CRS) will assume Emergency Direction and Control responsibilities whenever the SM is not available to assume this responsibility (e.g. the SM becomes incapacitated and a replacement has not yet arrived).
- 5.3 Any individual who observes an initiating condition which warrants an emergency class declaration, as described in Attachments 3 and 4, shall immediately notify the person with current responsibility for Emergency Direction and Control (i.e. SM/TSC Director/EOF Director).

PROC./WORK PLAN NO. 1903.010	PROCEDURE/WORK PLAN TITLE: EMERGENCY ACTION LEVEL CLASSIFICATION	PAGE: 9 of 130 CHANGE: 036-04-0
---------------------------------	---	------------------------------------

6.0 INSTRUCTIONS

NOTE

On emergencies that effect both units such as earthquakes, tornado's, etc., the unit with the highest Emergency Action Level Classification should be the one that is declaring the emergency.

6.1 CLASSIFYING EMERGENCIES:

NOTE

NRC guidelines recommend that once indications are available to ANO staff that an EAL has been exceeded, a 15 minute goal is a reasonable period of time for assessing and classifying an emergency.

6.1.1 When indications of abnormal occurrences are received by the Control Room staff, the SM/TSC Director/EOF Director shall:

- A. Verify the indications of the off-normal event or reported sighting.
- B. Ensure that the immediate actions (e.g., use of Emergency and Abnormal Operating Procedures) are taken for the safe and proper operation of the plant.
- C. Compare the abnormal conditions with those listed in the "Index Of Emergency Action Levels" (Blue Tabs - Unit 1; Green Tabs - Unit 2).
- D. Turn to the appropriate tab which corresponds to the condition picked from the Index Of EALs.

NOTE

Unit 1 EALs - Blue Tabs
Unit 2 EALs - Green Tabs

- E. Assess the information available from valid indications or reports, then:
 1. Compare information to criteria given for EAL,
 2. Review any Related EALs to determine if the abnormal conditions meet those criteria, and
 3. Declare the emergency classification that is indicated. If it appears that different classifications could be made for the current plant conditions, the highest classification indicated should be the one that is declared.

PROC./WORK PLAN NO. 1903.010	PROCEDURE/WORK PLAN TITLE: EMERGENCY ACTION LEVEL CLASSIFICATION	PAGE: 10 of 130 CHANGE: 036-04-0
---------------------------------	--	-------------------------------------

NOTE

The emergency action levels described in this procedure are not intended to be used during maintenance and/or testing situations where abnormal temperature, pressure, equipment status, etc., is expected. In addition, each EAL contains information on the mode(s) of operation during which it is applicable.

- F. If the indications or reports do not match the given EALs, then refer to the Miscellaneous Tab and using appropriate judgement, determine if the plant status warrants an emergency declaration.

- 6.1.2 Due to the speed in which events sometimes progress and the duty of the plant operators to take immediate corrective actions, an event may occur which was classifiable as an emergency, however, prior to offsite notifications the corrective actions taken may have removed the conditions that would have resulted in an emergency declaration. In this situation, it is not necessary to make an actual declaration of the emergency class, but an ENS notification to the NRC within one hour of the discovery of the undeclared event will provide an acceptable alternative. A courtesy call shall be made to ADH. Subsequent activation of response organization should be based upon the current plant conditions.

- 6.1.3 If no emergency declaration is required, then refer to procedure 1903.011, "Emergency Response/Notifications", Section 6.3 to determine if the event warrants a "For Information Only" notification to Entergy Management, NRC Resident Inspector and/or the Arkansas Department of Health.

- 6.1.4 Upon declaration of an emergency classification implement procedure, 1903.011, "Emergency Response Notifications", to ensure that immediate notification requirements are met and the proper Emergency Plan response is taken.

- 6.1.5 Upgrade the emergency classification if plant conditions degrade per steps 6.1.1.A through F.

- 6.1.6 Downgrade the emergency classification when plant conditions have improved and step 6.2 is applicable.

- 6.2 DOWNGRADING THE EMERGENCY CLASSIFICATION:
 - 6.2.1 Assess the current plant conditions, then perform the following:
 - A. Compare the abnormal conditions with those listed in the "Index Of Emergency Action Levels" (Blue Tabs - Unit 1; Green Tabs - Unit 2).
 - B. Turn to the appropriate tab which corresponds to the condition picked from the Index Of EALs.

PROC./WORK PLAN NO. 1903.010	PROCEDURE/WORK PLAN TITLE: EMERGENCY ACTION LEVEL CLASSIFICATION	PAGE: 11 of 130 CHANGE: 036-04-0
---------------------------------	---	-------------------------------------

NOTE

Unit 1 EALs - Blue Tabs
Unit 2 EALs - Green Tabs

- C. Assess the information available from valid indications or reports, compare it to the given EALs. Obtain concurrence from NRC and State officials that downgrading is appropriate (if their emergency response organizations have been activated as a result of this event). Downgrade to the emergency classification that is indicated.
- D. If the indications or reports do not match the given EALs, then refer to the Miscellaneous Tab and using appropriate judgement, determine if the plant status warrants downgrading the emergency classification.
- 6.2.2 Perform notifications to downgrade the emergency classification if appropriate per procedure 1903.011, "Emergency Response/Notifications".
- 6.2.3 If no emergency classification appears necessary, then terminate the emergency per step 6.3.
- 6.2.4 If the emergency classification is still required, repeat steps 6.2.1 through 6.2.3 whenever plant conditions again appear to have improved.
- 6.3 TERMINATING THE EMERGENCY:
 - 6.3.1 Compare the existing plant conditions with the following:
 - A. Plant conditions no longer meet the emergency action level criteria AND it appears unlikely that current conditions will degrade further requiring reinstitution of an emergency classification.
 - B. Non-routine releases of radioactive material to the environment are under control or terminated.
 - C. Any fire, flood, earthquake, or similar emergency condition is controlled or has ceased.
 - D. All specified corrective actions have occurred OR the plant has been placed in the appropriate operational mode.
 - E. All required notifications have been completed.
 - F. NRC and State officials are in agreement that termination or transition to the recovery phase is appropriate (if their emergency response organizations have been activated as a result of this event).
 - 6.3.2 If the conditions of 6.3.1 A-F are met, terminate the emergency or proceed to the recovery phase.

PROC./WORK PLAN NO. 1903.010	PROCEDURE/WORK PLAN TITLE: EMERGENCY ACTION LEVEL CLASSIFICATION	PAGE: 12 of 130 CHANGE: 036-04-0
---------------------------------	---	-------------------------------------

7.0 ATTACHMENTS AND FORMS

- 7.1 Attachment 1 - Unit 1 Index of EALs
- 7.2 Attachment 2 - Unit 2 Index of EALs
- 7.3 Attachment 3 - Unit 1 Emergency Action Levels
- 7.4 Attachment 4 - Unit 2 Emergency Action Levels
- 7.5 Attachment 5 - Unit 1 Containment Radiation EAL Plot
- 7.6 Attachment 6 - Unit 2 Containment Radiation EAL Plot
- 7.7 Attachment 7 - Unit 1 Fuel Cladding Failure Radiation Plot
- 7.8 Attachment 8 - Unit 2 Fuel Cladding Failure Radiation Plot

PROC./WORK PLAN NO. 1903.010	PROCEDURE/WORK PLAN TITLE: EMERGENCY ACTION LEVEL CLASSIFICATION	PAGE: 13 of 130 CHANGE: 036-04-0
---------------------------------	---	-------------------------------------

ATTACHMENT 1
UNIT 1
INDEX OF EALS

NOTE

Once available plant parameters reach an Emergency Action Level (EAL), classifications should be made within 15 minutes.

1.0 PRIMARY SYSTEM EVENTS

- 1.1 RCS Activity Indicates >0.1% Fuel Cladding FailureNUE
- 1.2 RCS Activity Indicates > 1% Fuel Cladding FailureALERT
- 1.3 Core Damage Indicated with an Inadequate Core Cooling ConditionSAE
- 1.4 Containment Radiation Reading which Indicates LOCA and >1% Fuel Cladding FailureSAE
- 1.5 Containment Radiation Reading which Indicates LOCA and >50% Fuel OverheatGE
- 1.6 Core MeltGE
- 1.7 Loss of or challenge to all 3 Fission Product BarriersGE

2.0 RCS LEAKAGE

- 2.1 RCS Leakage > T.S. Limits requiring a plant S/D or C/DNUE
- 2.2 RCS Leakage > Normal Makeup Capacity (50 gpm)ALERT
- 2.3 RCS Leakage > Normal Makeup Capacity (50 gpm) with >1.0% Fuel Cladding Failure ConditionsSAE
- 2.4 RCS Leakage > HPI CapacitySAE

3.0 SECONDARY SYSTEM EVENTS

- 3.1 Uncontrolled OTSG Depressurization Resulting in MSLI ActuationNUE
- 3.2 OTSG Tube Leak \geq Tech Spec limitsNUE
- 3.3 OTSG Tube Leak >10gpm Concurrent with an On-going Steam Release, or loss of offsite powerALERT
- 3.4 OTSG Tube Rupture with Primary to Secondary Leakage > Normal Makeup Capacity (50 gpm) with ongoing steam release or loss of offsite powerSAE
- 3.5 OTSG Tube Leak >1 gpm with >1% Fuel Cladding Failure and on-going Steam ReleaseSAE

4.0 ELECTRICAL POWER FAILURES

- 4.1 Degraded PowerNUE
- 4.2 Station BlackoutALERT
- 4.3 Blackout for more than 15 minutesSAE
- 4.4 Loss of All Vital DC PowerALERT
- 4.5 Loss of All Vital DC Power for more than 15 minutesSAE

PROC./WORK PLAN NO. 1903.010	PROCEDURE/WORK PLAN TITLE: EMERGENCY ACTION LEVEL CLASSIFICATION	PAGE: 14 of 130 CHANGE: 036-04-0
---------------------------------	---	-------------------------------------

ATTACHMENT 1
UNIT 1
INDEX OF EALS

NOTE

Once available plant parameters reach an Emergency Action Level (EAL), classifications should be made within 15 minutes.

5.0 RADIOLOGICAL EFFLUENTS

- 5.1 Radiological Effluents \geq .05 mRem/hr TEDE or .15 mRem/hr
Child Thyroid CDE at Site Boundary or Liquid Radiological
Effluents exceed ODCM LimitationsNUE
- 5.2 Radiological Effluents \geq .5 mRem/hr TEDE or 1.5 mRem/hr
Child Thyroid CDE at Site Boundary or Liquid Radiological
Effluents exceed 10 times ODCM LimitationsALERT
- 5.3 Radiological Effluents \geq 50 mRem/hr TEDE or 150 mRem/hr
Child Thyroid CDE at the Site BoundarySAE
- 5.4 Radiological Effluents \geq 250 mRem/hr TEDE or 500 mRem/hr
Child Thyroid CDE at the Site BoundaryGE
- 5.5 High Radiation/Airborne LevelsALERT
- 5.6 Spent Fuel AccidentSAE

6.0 SAFETY SYSTEM FUNCTION

- 6.1 Deviation from T.S. action statements when required to
shutdown or cooldown or deviations pursuant to
10CFR50.54(x)NUE
- 6.2 RPS Failure to Complete an Automatic TripALERT
- 6.3 RPS Failure to Complete a Manual TripSAE
- 6.4 Loss of Dose Assessment CapabilitiesNUE
- 6.5 Loss of CommunicationsNUE
- 6.6 Loss of Control Room AnnunciatorsALERT
- 6.7 Loss of Control Room Annunciators with Transient in
ProgressSAE
- 6.8 Control Room EvacuationALERT
- 6.9 Control Room Evacuation and control of shutdown systems
not established in 15 minutesSAE
- 6.10 Loss of Decay Heat Removal SystemsALERT
- 6.11 Degraded Hot Shutdown CapabilitySAE

PROC./WORK PLAN NO. 1903.010	PROCEDURE/WORK PLAN TITLE: EMERGENCY ACTION LEVEL CLASSIFICATION	PAGE: 15 of 130 CHANGE: 036-04-0
---------------------------------	---	-------------------------------------

ATTACHMENT 1
UNIT 1
INDEX OF EALS

NOTE

Once available plant parameters reach an Emergency Action Level (EAL), classifications should be made within 15 minutes.

7.0 HAZARDS TO STATION OPERATION

7.1	Security Threat or Attempted Entry or Attempted Sabotage	...NUE
7.2	Ongoing Security Threat within Protected Area Security Fence	...ALERT
7.3	Ongoing Security Threat Within Plant Building	...SAE
7.4	Ongoing Security Threat Within CR or Vital Area	...GE
7.5	Fire or Explosion Onsite	...NUE
7.6	Fire or Explosion Onsite Affecting One Train of <u>ANY</u> ES Systems	...ALERT
7.7	Fire or Explosion Onsite Affecting Both Trains of <u>ANY</u> ES Systems	...SAE
7.8	Aircraft Crash, Unusual Aircraft Activity, Train Derailment, Turbine Failure, Toxic or Flammable Gas Release	...NUE
7.9	Aircraft Crash, Missiles, Toxic or Flammable Gas Affecting One Train of <u>ANY</u> ES Systems	...ALERT
7.10	Aircraft Crash, Missiles, Toxic or Flammable Gas Affecting Both Trains of <u>ANY</u> ES Systems	...SAE

8.0 NATURAL EVENTS

8.1	Tornado, Flood, Loss of Dardanelle Reservoir, Earthquake	...NUE
8.2	Tornado, High Winds, Flood, Loss of Dardanelle Reservoir, Earthquake	...ALERT
8.3	Tornado, High Winds, Flood, Loss of Dardanelle Reservoir, Earthquake	...SAE

9.0 MISCELLANEOUS EVENTS

9.1	Plant Conditions Exist Which Require an Increased Awareness by Operations Staff and State and/or Local Authorities	...NUE
9.2	Plant Conditions Exist that Warrant Activation of the TSC	...ALERT
9.3	Plant Conditions Exist that Warrant Activation of the Emergency Response Facilities	...SAE
9.4	Plant Conditions Exist That Make Release of Large Amount of Radioactivity Possible	...GE

PROC./WORK PLAN NO. 1903.010	PROCEDURE/WORK PLAN TITLE: EMERGENCY ACTION LEVEL CLASSIFICATION	PAGE: 16 of 130 CHANGE: 036-04-0
---------------------------------	---	-------------------------------------

ATTACHMENT 2
UNIT 2
INDEX OF EALS

NOTE

Once available plant parameters reach an Emergency Action Level (EAL), classifications should be made within 15 minutes.

1.0 PRIMARY SYSTEM EVENTS

- 1.1 RCS Activity Indicates >0.1% Fuel Cladding FailureNUE
- 1.2 RCS Activity Indicates >1.0% Fuel Cladding FailureALERT
- 1.3 Core Damage Indicated with an Inadequate Core Cooling ConditionSAE
- 1.4 Containment Radiation Indicates LOCA and >1% Fuel Cladding FailureSAE
- 1.5 Containment Radiation Indicates LOCA and >50% Fuel OverheatGE
- 1.6 Core Melt with Containment Integrity Lost or ChallengedGE
- 1.7 Loss of or challenge to all 3 Fission Product BarriersGE

2.0 RCS LEAKAGE

- 2.1 RCS Leakage > Tech Spec Limits requiring a Plant S/D or C/DNUE
- 2.2 RCS Leakage > 44 gpmALERT
- 2.3 RCS Leakage > 44 gpm with ICC ConditionsSAE

3.0 SECONDARY SYSTEM EVENTS

- 3.1 Uncontrolled S/G Depressurization Resulting in MSIS ActuationNUE
- 3.2 S/G Tube Leak > Tech. Spec. LimitsNUE
- 3.3 S/G Tube Leak >10gpm with an Ongoing Steam ReleaseALERT
- 3.4 S/G Tube Rupture >44 gpm With an Ongoing Steam Release and RCS Activity > 1.0 μ Ci/gm, but < 378 μ ci/gm (1% fuel cladding failure)SAE

4.0 ELECTRICAL POWER FAILURES

- 4.1 Degraded PowerNUE
- 4.2 Station BlackoutALERT
- 4.3 Loss of All Vital DCALERT
- 4.4 Blackout > 15 minutesSAE
- 4.5 Loss of All Vital DC for > 15 minutesSAE

PROC./WORK PLAN NO. 1903.010	PROCEDURE/WORK PLAN TITLE: EMERGENCY ACTION LEVEL CLASSIFICATION	PAGE: 17 of 130 CHANGE: 036-04-0
---------------------------------	---	-------------------------------------

ATTACHMENT 2
UNIT 2
INDEX OF EALS

NOTE

Once available plant parameters reach an Emergency Action Level (EAL), classifications should be made within 15 minutes.

5.0 RADIOLOGICAL EFFLUENTS

- 5.1 Radiological Effluents $\geq .05$ mrem/hr TEDE or .15 Child Thyroid CDE at Site Boundary or Liquid Radiological Effluents exceed ODCM LimitationsNUE
- 5.2 Radiological Effluents $\geq .5$ mrem/hr TEDE or 1.5 mrem/hr Child Thyroid CDE at Site Boundary or Liquid Radiological Effluents exceed 10 times ODCM LimitationsALERT
- 5.3 Radiological Effluents ≥ 50 mrem/hr TEDE or 150 mrem/hr Child Thyroid CDE at the Site BoundarySAE
- 5.4 Radiological Effluents ≥ 250 mrem/hr TEDE or 500 mrem/hr Child Thyroid CDE at the Site BoundaryGE
- 5.5 High Radiation/Airborne LevelsALERT
- 5.6 Spent Fuel AccidentSAE

6.0 SAFETY SYSTEM FUNCTION

- 6.1 Deviation from T.S. action statements when required to shutdown or cooldown or deviations pursuant to 10CFR50.54(X)NUE
- 6.2 RPS Failure to Complete an Automatic TripALERT
- 6.3 RPS Failure to Complete a Manual TripSAE
- 6.4 Loss of Dose Assessment CapabilitiesNUE
- 6.5 Loss of CommunicationsNUE
- 6.6 Control Room EvacuationALERT
- 6.7 Control Room Evacuation and control of shutdown systems not established in 15 minutesSAE
- 6.8 Loss of Decay Heat Removal SystemsALERT
- 6.9 Loss of Both S/Gs as a Heat Removal MethodSAE
- 6.10 Loss of Control Room AnnunciatorsALERT
- 6.11 Loss of Control Room Annunciators with a Transient in ProgressSAE

PROC./WORK PLAN NO. 1903.010	PROCEDURE/WORK PLAN TITLE: EMERGENCY ACTION LEVEL CLASSIFICATION	PAGE: 18 of 130 CHANGE: 036-04-0
---------------------------------	---	-------------------------------------

ATTACHMENT 2
UNIT 2
INDEX OF EALS

NOTE

Once available plant parameters reach an Emergency Action Level (EAL), classifications should be made within 15 minutes.

7.0 HAZARDS TO STATION OPERATION

- 7.1 Security Threat or Attempted Entry or Attempted Sabotage ...NUE
- 7.2 Ongoing Security Threat Within Protected Area Security FenceALERT
- 7.3 Ongoing Security Threat Within Plant BuildingsSAE
- 7.4 Ongoing Security Threat Within CR or Vital AreaGE
- 7.5 Fire or Explosion OnsiteNUE
- 7.6 Fire or Explosion Onsite Affecting One Train of ESF SystemsALERT
- 7.7 Fire or Explosion Onsite Affecting Both Trains of ESF SystemsSAE
- 7.8 Aircraft Crash, Unusual Aircraft Activity, Train Derailment, Turbine Failure, Toxic or Flammable GasNUE
- 7.9 Aircraft Crash, Missiles, Toxic or Flammable Gas Affecting One Train of ESF SystemsALERT
- 7.10 Aircraft Crash, Missiles, Toxic or Flammable Gas Affecting Both Trains of ESF SystemsSAE

8.0 NATURAL EVENTS

- 8.1 Tornado, Flood, Loss of Dardanelle Reservoir, Earthquake ...NUE
- 8.2 Tornado, High Winds, Flood, Loss of Dardanelle Reservoir, EarthquakeALERT
- 8.3 Tornado, High Winds, Flood, Loss of Dardanelle Reservoir, EarthquakeSAE

9.0 MISCELLANEOUS EVENTS

- 9.1 Plant Conditions Exist Which Require an Increased Awareness by Operations Staff and State and/or Local AuthoritiesNUE
- 9.2 Plant Conditions Exist that Warrant Activation of the TSC ..ALERT
- 9.3 Plant Conditions Exist that Warrant Activation of the Emergency Response FacilitySAE
- 9.4 Plant Conditions Exist That Make Release of Large Amount of Radioactivity PossibleGE

PROC./WORK PLAN NO. 1903.010	PROCEDURE/WORK PLAN TITLE: EMERGENCY ACTION LEVEL CLASSIFICATION	PAGE: 19 of 130 CHANGE: 036-04-0
---------------------------------	---	-------------------------------------

ATTACHMENT 3
UNIT 1
PRIMARY SYSTEM EVENTS

1.1

CONDITION:

RCS Activity indicates >0.1% fuel cladding failure

EMERGENCY CLASSIFICATION:

Notification of Unusual Event

MODES All

CRITERIA:

1. Greater than 0.1% fuel cladding failure as indicated by EITHER of the following:
 - A. Nuclear Chemistry analysis of RCS sample yields >40.0 $\mu\text{Ci/gm}$ specific I-131
 - OR
 - B. Failed Fuel Iodine monitor (RE 1237S) indicates $>3.3 \times 10^5$ CPM

RELATED EALS:

RCS Activity indicates >1% fuel cladding failure
High Radiation / Airborne Levels
Initiation of Plant S/D or C/D due to T.S. L.C.O.

TAB

1

5

6

PROC./WORK PLAN NO. 1903.010	PROCEDURE/WORK PLAN TITLE: EMERGENCY ACTION LEVEL CLASSIFICATION	PAGE: 20 of 130 CHANGE: 036-04-0
---------------------------------	---	-------------------------------------

ATTACHMENT 3
UNIT 1
PRIMARY SYSTEM EVENTS

1.2

CONDITION:

RCS Activity indicates >1% fuel cladding failure

EMERGENCY CLASSIFICATION:

Alert

MODES All

CRITERIA:

1. Greater than 1% fuel cladding failure is indicated by Either of the following:

A. Nuclear Chemistry analysis of RCS sample yields:

1. >400 μ Ci/gm specific I-131

OR

- {0CNA08005} 2. Radiation levels that indicate >1% fuel cladding failure per Unit 1 Fuel Cladding Failure Radiation Plot (Att 7)

OR

- B. Failed Fuel Iodine monitor (RE 1237S) indicates $>8.2 \times 10^5$ CPM.

RELATED EALS:

TAB

RCS Activity indicates >0.1% fuel cladding failure
Containment Radiation indicates LOCA and >1% fuel cladding failure
Loss of or Challenge to 3 Fission Product Barriers
Core Damage indicated with an ICC Condition
High Radiation/Airborne Levels
Initiation of Plant S/D or C/D due to T.S. L.C.O.

1
1
1
1
5
6

PROC./WORK PLAN NO. 1903.010	PROCEDURE/WORK PLAN TITLE: EMERGENCY ACTION LEVEL CLASSIFICATION	PAGE: 21 of 130 CHANGE: 036-04-0
---------------------------------	---	-------------------------------------

ATTACHMENT 3
UNIT 1
PRIMARY SYSTEM EVENTS

1.3

CONDITION:

Core Damage Indicated with an Inadequate Core Cooling Condition

EMERGENCY CLASSIFICATION:

Site Area Emergency

MODES All

CRITERIA:

1. Inadequate core cooling capacity exists as evidenced by CETS indicating superheated conditions of Region 3 of Figure 4 of EOP 1202.013.

AND

2. Greater than 1% fuel cladding failure is indicated by EITHER of the following:

A. Nuclear Chemistry analysis of RCS sample yields:

1. >400 $\mu\text{Ci/gm}$ specific I-131

OR

- {0CNA08005} 2. Radiation levels that indicate >1% fuel cladding failure per Unit 1 Fuel Cladding Failure Radiation Plot (Att 7)

OR

- B. Failed Fuel Iodine process monitor (RE 1237S) indicates $>8.2 \times 10^5$ CPM.

RELATED EALS:

TAB

Containment Radiation High/Very High
Core Melt
Loss of or challenge to 3 Fission Product Barriers
RCS Leakage

1

1

1

2

PROC./WORK PLAN NO. 1903.010	PROCEDURE/WORK PLAN TITLE: EMERGENCY ACTION LEVEL CLASSIFICATION	PAGE: 22 of 130 CHANGE: 036-04-0
---------------------------------	---	-------------------------------------

ATTACHMENT 3
UNIT 1
PRIMARY SYSTEM EVENTS

1.4

CONDITION:

Containment Radiation reading which indicates LOCA and >1% fuel cladding failure

EMERGENCY CLASSIFICATION:

Site Area Emergency

MODES All

CRITERIA:

1. Containment Radiation Levels correspond to a Site Area Emergency as Determined from the Containment Radiation EAL Plot (Att 5)

AND

2. LOCA occurring within the containment building

RELATED EALS:

TAB

Containment Radiation indicates LOCA and > 50% fuel overheat
Loss of or Challenge to 3 Fission Product Barriers
Core Melt
Radiological Effluents

1

1

1

5

PROC./WORK PLAN NO. 1903.010	PROCEDURE/WORK PLAN TITLE: EMERGENCY ACTION LEVEL CLASSIFICATION	PAGE: 23 of 130 CHANGE: 036-04-0
---------------------------------	---	-------------------------------------

ATTACHMENT 3
UNIT 1
PRIMARY SYSTEM EVENTS

1.5

CONDITION:

Containment Radiation readings which indicate LOCA and >50% fuel overheat

EMERGENCY CLASSIFICATION:

General Emergency

MODES All

CRITERIA:

1. Containment Radiation Levels correspond to a General Emergency as determined from the Containment Radiation EAL Plot (Att 5)

AND

2. LOCA occurring within the Containment Building

RELATED EALS:

TAB

Loss of or Challenge to 3 Fission Product Barriers
Radiological Effluents
Core Melt

<u>1</u>
<u>5</u>
<u>1</u>

PROC./WORK PLAN NO. 1903.010	PROCEDURE/WORK PLAN TITLE: EMERGENCY ACTION LEVEL CLASSIFICATION	PAGE: 24 of 130 CHANGE: 036-04-0
---------------------------------	---	-------------------------------------

ATTACHMENT 3
UNIT 1
PRIMARY SYSTEM EVENTS

1.6

CONDITION:

Core Melt

EMERGENCY CLASSIFICATION:

General Emergency

MODES All

CRITERIA:

1. CETs indicate superheat conditions of Region 4 of Figure 4 of EOP 1202.013.

RELATED EALS:

TAB

Loss of or Challenge to 3 Fission Product Barriers
Containment Radiation High/Very High
Radiological Effluents

1
1
5

PROC./WORK PLAN NO. 1903.010	PROCEDURE/WORK PLAN TITLE: EMERGENCY ACTION LEVEL CLASSIFICATION	PAGE: 25 of 130 CHANGE: 036-04-0
---------------------------------	---	-------------------------------------

ATTACHMENT 3
UNIT 1
PRIMARY SYSTEM EVENTS

1.7

CONDITION:

Loss of or challenge to all 3 Fission Product Barriers

EMERGENCY CLASSIFICATION:

General Emergency

MODES All

CRITERIA:

1. Either of the following conditions exist:
 - A. Fuel Cladding Failure (refer to section 4.10.1)
 - B. Challenge to Fuel Cladding (refer to section 4.11.1)

AND
2. Either of the following conditions exist:
 - A. RCS boundary failure (refer to section 4.10.2)
 - B. Challenge to RCS boundary (refer to section 4.11.2)

AND
3. Either of the following conditions exist:
 - A. Containment Integrity failure (refer to section 4.10.3)
 - B. Challenge to Containment Integrity (refer to section 4.11.3)

RELATED EALS:

TAB

Containment Radiation High/Very High
Core Melt
Radiological Effluents
Natural Events

1
1
5
8

PROC./WORK PLAN NO. 1903.010	PROCEDURE/WORK PLAN TITLE: EMERGENCY ACTION LEVEL CLASSIFICATION	PAGE: 26 of 130 CHANGE: 036-04-0
---------------------------------	---	-------------------------------------

ATTACHMENT 3
UNIT 1
RCS LEAKAGE

2.1

CONDITION:

RCS Leakage > Tech. Spec. limits requiring a Plant S/D or C/D

EMERGENCY CLASSIFICATION:

Notification of Unusual Event

MODES Above CSD

CRITERIA:

ITS

1. RCS Leakage exceeds T.S. 3.1.6 [ITS T.S. 3.4.13 ITS] requirements necessitating a Plant S/D or C/D

AND

2. A plant S/D or C/D has been initiated/commenced.

RELATED EALS:

TAB

RCS Leakage > Normal Makeup Capacity (50 gpm)
Initiation of Plant S/D or C/D due to TS LCO
OTSG Tube Leak

2

6

3

PROC./WORK PLAN NO. 1903.010	PROCEDURE/WORK PLAN TITLE: EMERGENCY ACTION LEVEL CLASSIFICATION	PAGE: 27 of 130 CHANGE: 036-04-0
---------------------------------	---	-------------------------------------

ATTACHMENT 3
UNIT 1
RCS LEAKAGE

2.2

CONDITION:

RCS Leakage > Normal Makeup Capacity (50 gpm)

EMERGENCY CLASSIFICATION:

Alert

MODES Above CSD

CRITERIA:

1. An RCS leak necessitates EITHER of the following:
 - A. Need to open the BWST suction for the operating makeup pump due to a decreasing makeup tank level.
 - OR
 - B. Full or partial HPI is needed to maintain the RCS Pressure or Pressurizer Level

RELATED EALS:

TAB

RCS Leakage > Normal Makeup Capacity with Fuel Cladding Failure Conditions	<u>2</u>
RCS Leakage > HPI Capacity	<u>2</u>
Containment Radiation High/Very High	<u>1</u>
Core Damage Indicated with an ICC Condition	<u>1</u>
Loss of or Challenge to 3 Fission Product Barriers	<u>5</u>
Radiological Effluents	<u>1</u>
Core Melt	

PROC./WORK PLAN NO. 1903.010	PROCEDURE/WORK PLAN TITLE: EMERGENCY ACTION LEVEL CLASSIFICATION	PAGE: 28 of 130 CHANGE: 036-04-0
---------------------------------	---	-------------------------------------

ATTACHMENT 3
UNIT 1
RCS LEAKAGE

2.3

CONDITION:

RCS Leakage > Normal Makeup Capacity (50 gpm) with >1.0% Fuel Cladding Failure Conditions

EMERGENCY CLASSIFICATION:

Site Area Emergency

MODES Above CSD

CRITERIA:

1. RCS Leakage > Normal Makeup Capacity (50 gpm) (EAL 2.2) with $\geq 1.0\%$ Fuel Cladding Failure in the RCS (EAL 1.2)

NOTE

EAL 2.2 RCS Leakage > Normal Makeup Capacity (50 gpm)
EAL 1.2 RCS Activity Indicates >1% fuel cladding failure

RELATED EALS:

TAB

Containment Radiation indicates LOCA and fuel failure
Core Damage Indicated with an ICC Condition
Loss of or Challenge to 3 Fission Product Barriers
Radiological Effluents
Core Melt

1
1
1
5
1

PROC./WORK PLAN NO. 1903.010	PROCEDURE/WORK PLAN TITLE: EMERGENCY ACTION LEVEL CLASSIFICATION	PAGE: 29 of 130 CHANGE: 036-04-0
---------------------------------	---	-------------------------------------

ATTACHMENT 3
UNIT 1
RCS LEAKAGE

2.4

CONDITION:

RCS Leakage > HPI Capacity

EMERGENCY CLASSIFICATION:

Site Area Emergency

MODES Above CSD

CRITERIA:

1. RCS Leakage > HPI Capacity as indicated by:
 - A. Full available HPI being injected into the core
 - AND
 - B. RCS Pressure/Pressurizer Level continues to decrease or RCS Subcooling margin remains inadequate with no indication of recovery.

RELATED EALS:

TAB

Containment Radiation High/Very High	<u>1</u>
Core Damage Indicated with an ICC Condition	<u>1</u>
Loss of or Challenge to 3 Fission Product Barriers	<u>1</u>
Radiological Effluents	<u>5</u>
Core Melt	<u>1</u>

PROC./WORK PLAN NO. 1903.010	PROCEDURE/WORK PLAN TITLE: EMERGENCY ACTION LEVEL CLASSIFICATION	PAGE: 30 of 130 CHANGE: 036-04-0
---------------------------------	---	-------------------------------------

ATTACHMENT 3
UNIT 1
SECONDARY SYSTEM EVENTS

3.1

CONDITION:

Uncontrolled OTSG Depressurization Resulting in MSLI Actuation

EMERGENCY CLASSIFICATION:

Notification of Unusual Event

MODES Above CSD

CRITERIA:

- Any manual or automatic actuation of MSLI due to uncontrolled OTSG depressurization.

RELATED EALS:

OTSG Tube Leak
Radiological Effluents

TAB

3

5

PROC./WORK PLAN NO. 1903.010	PROCEDURE/WORK PLAN TITLE: EMERGENCY ACTION LEVEL CLASSIFICATION	PAGE: 31 of 130 CHANGE: 036-04-0
---------------------------------	---	-------------------------------------

ATTACHMENT 3
UNIT 1
SECONDARY SYSTEM EVENTS

3.2

CONDITION:

OTSG Tube Leakage \geq Tech. Spec. Limits

EMERGENCY CLASSIFICATION:

Notification of Unusual Event

MODES Above CSD

CRITERIA:

1. RCS Leak rate of \geq 150 gallons per day (.104 gpm), coincident with one or more of the following:
 - a) Main Steam line N-16 alarm(s)
 - b) Steam Line High Range RAD Monitors Increase (RI-2681 or 2682)
 - c) Condenser off gas process monitor count rate increase
 - d) Nuclear Chemistry sample indicating Primary-Secondary tube leak

RELATED EALS:

TAB

OTSG Tube Leak	<u>3</u>
RCS Leakage	<u>2</u>
Radiological Effluents	<u>5</u>

PROC./WORK PLAN NO. 1903.010	PROCEDURE/WORK PLAN TITLE: EMERGENCY ACTION LEVEL CLASSIFICATION	PAGE: 32 of 130 CHANGE: 036-04-0
---------------------------------	---	-------------------------------------

ATTACHMENT 3
UNIT 1
SECONDARY SYSTEM EVENTS

3.3

CONDITION:

OTSG Tube Leakage > 10 gpm concurrent with ongoing steam release or loss of offsite power.

EMERGENCY CLASSIFICATION:

Alert

MODES Above CSD

CRITERIA:

1. RCS Leakrate increase of >10 gpm, coincident with one of more of the following:

- a. Main Steam line N-16 alarms(s)
- b. Condenser Off Gas Process Monitor count rate increase
- c. Steam Line High Range Rad Monitors increase (RI-2681 or RI-2682)
- d. Nuclear Chemistry sample indicating primary-secondary tube leak

AND

2. ANY of the following occur:

- A. Loss of offsite power
- B. Steam release to the environment indicated by:
 - 1. Main Steam Safety Valve(s) maintaining OTSG pressure
 - 2. Use of ADV(s) to control OTSG pressure
 - 3. P7A is in use and continued operation required to maintain OTSG levels
 - 4. Steam line break outside containment

RELATED EALS:

TAB

OTSG Tube Rupture >50 gpm with ongoing steam release	<u>3</u>
OTSG Tube Leak with fuel cladding failure	<u>3</u>
RCS Leakage	<u>2</u>
Radiological Effluents	<u>5</u>
High Radiation/Airborne Levels	<u>5</u>
Electrical Power Failures	<u>4</u>
Loss of or Challenge to 3 Fission Product Barriers	<u>1</u>

PROC./WORK PLAN NO. 1903.010	PROCEDURE/WORK PLAN TITLE: EMERGENCY ACTION LEVEL CLASSIFICATION	PAGE: 33 of 130 CHANGE: 036-04-0
---------------------------------	---	-------------------------------------

ATTACHMENT 3
UNIT 1
SECONDARY SYSTEM EVENTS

3.4

CONDITION:

OTSG Tube Rupture with primary to secondary leakage >normal makeup capacity (50 gpm) with ongoing steam release or loss of offsite power.

EMERGENCY CLASSIFICATION:

Site Area Emergency

MODES Above CSD

CRITERIA:

1. OTSG Tube Rupture as indicated by BOTH of the following:
 - A. RCS Leakage > Normal Makeup Capacity (50 gpm)
 - B. Coincident with one or more of the following:
 - a) Main Steam line N-16 alarm(s)
 - b) Steam Line High Range RAD Monitors Increase (RI-2681 or 2682)
 - c) Condenser off gas process monitor count rate increase
 - d) Nuclear Chemistry sample indicating Primary-Secondary tube leak

AND
2. ANY of the following occur:
 - A. Loss of offsite power
 - B. Steam release to the environment indicated by:
 1. Main Steam Safety Valve(s) maintaining OTSG pressure
 2. Use of ADV(s) to control OTSG pressure
 3. P7A is in use and continued operation required to maintain OTSG levels
 4. Steam line break outside containment

RELATED EALS:

TAB

RCS Leakage	<u>2</u>
Radiological Effluents	<u>5</u>
Loss of or Challenge to 3 Fission Product Barriers	<u>1</u>
Electrical Power Failures	<u>4</u>

PROC./WORK PLAN NO. 1903.010	PROCEDURE/WORK PLAN TITLE: EMERGENCY ACTION LEVEL CLASSIFICATION	PAGE: 34 of 130 CHANGE: 036-04-0
---------------------------------	---	-------------------------------------

ATTACHMENT 3
UNIT 1
SECONDARY SYSTEM EVENTS

3.5

CONDITION:

OTSG Tube Leak >1 gpm with >1% fuel cladding failure with ongoing steam release

EMERGENCY CLASSIFICATION:

Site Area Emergency

MODES Above CSD

CRITERIA:

Caution

As Primary-to-Secondary leakage approaches 50 gpm, consider transitioning to EAL 1.7.

1. OTSG Leakrate increase of >1 gpm, coincident with one or more of the following:

- a) Main Steam line N-16 alarm(s)
- b) Steam Line High Range RAD Monitors Increase (RI-2681 or 2682)
- c) Condenser off gas process monitor count rate increase
- d) Nuclear Chemistry sample indicating Primary-Secondary tube leak

AND

2. Greater than 1% fuel cladding failure indicated in the RCS (EAL 1.2)

AND

3. ANY of the following occur:

- A. Loss of offsite power
- B. Steam release to the environment indicated by:
 1. Main Steam Safety Valve(s) maintaining OTSG pressure
 2. Use of ADV(s) to control OTSG pressure
 3. P7A is in use and continued operation required to maintain OTSG levels
 4. Steam line break outside containment

RELATED EALS:

TAB

RCS Leakage	2
Radiological Effluents	5
Loss of or Challenge to 3 Fission Product Barriers	1
Electrical Power Failures	4

PROC./WORK PLAN NO. 1903.010	PROCEDURE/WORK PLAN TITLE: EMERGENCY ACTION LEVEL CLASSIFICATION	PAGE: 35 of 130 CHANGE: 036-04-0
---------------------------------	---	-------------------------------------

ATTACHMENT 3
UNIT 1
ELECTRICAL POWER FAILURES

4.1

CONDITION:

Degraded Power

EMERGENCY CLASSIFICATION:

Notification of Unusual Event

MODES All

CRITERIA:

1. Only Diesel Generator (Station Blackout Diesel or Emergency Diesel) power is available to 4160V Buses (A3 and/or A4).

AND

2. No voltage indicated on 6.9 KV AND 4.16 KV nonvital buses (H1, H2, A1, and A2)

RELATED EALS:

TAB

Blackout
OTSG Tube Leak

4

3

PROC./WORK PLAN NO. 1903.010	PROCEDURE/WORK PLAN TITLE: EMERGENCY ACTION LEVEL CLASSIFICATION	PAGE: 36 of 130 CHANGE: 036-04-0
---------------------------------	---	-------------------------------------

ATTACHMENT 3
UNIT 1
ELECTRICAL POWER FAILURES

4.2

CONDITION:

Station Blackout

EMERGENCY CLASSIFICATION:

Alert

MODES All

CRITERIA:

1. All 4160V buses de-energized.

RELATED EALS:

TAB

Blackout more than 15 minutes
Loss of Control Room Annunciators

4

6

PROC./WORK PLAN NO. 1903.010	PROCEDURE/WORK PLAN TITLE: EMERGENCY ACTION LEVEL CLASSIFICATION	PAGE: 37 of 130 CHANGE: 036-04-0
---------------------------------	---	-------------------------------------

ATTACHMENT 3
UNIT 1
ELECTRICAL POWER FAILURES

4.3

CONDITION:

Blackout for more than 15 minutes.

EMERGENCY CLASSIFICATION:

Site Area Emergency

MODES All

CRITERIA:

1. All 4160V buses de-energized for greater than 15 minutes.

RELATED EALS:

TAB

Electrical Power Failures
Loss of Control Room Annunciators
Core Melt

4

6

1

PROC./WORK PLAN NO. 1903.010	PROCEDURE/WORK PLAN TITLE: EMERGENCY ACTION LEVEL CLASSIFICATION	PAGE: 38 of 130 CHANGE: 036-04-0
---------------------------------	---	-------------------------------------

ATTACHMENT 3
UNIT 1
ELECTRICAL POWER FAILURES

4.4

CONDITION:

Loss of All Vital DC Power

EMERGENCY CLASSIFICATION:

Alert

MODES All

CRITERIA:

1. Loss of voltage on ALL of the following busses
 - A. D01 and D02
 - B. RA1 and RA2
 - C. D11 and D21

RELATED EALS:

TAB

Loss of All Vital DC Power for more than 15 minutes
Loss of Control Room Annunciators

4

6

PROC./WORK PLAN NO. 1903.010	PROCEDURE/WORK PLAN TITLE: EMERGENCY ACTION LEVEL CLASSIFICATION	PAGE: 39 of 130 CHANGE: 036-04-0
---------------------------------	---	-------------------------------------

ATTACHMENT 3
UNIT 1
ELECTRICAL POWER FAILURES

4.5

CONDITION:

Loss of All Vital DC Power for more than 15 minutes

EMERGENCY CLASSIFICATION:

Site Area Emergency

MODES All

CRITERIA:

1. Loss of voltage on ALL of the following busses

- A. D01 and D02
- B. RA1 and RA2
- C. D11 and D21

AND

2. DC power is not restored within 15 minutes

RELATED EALS:

TAB

Electrical Power Failures
Loss of Control Room Annunciators

4

6

PROC./WORK PLAN NO. 1903.010	PROCEDURE/WORK PLAN TITLE: EMERGENCY ACTION LEVEL CLASSIFICATION	PAGE: 40 of 130 CHANGE: 036-04-0
---------------------------------	---	-------------------------------------

ATTACHMENT 3
UNIT 1
RADIOLOGICAL EFFLUENTS

5.1

CONDITION:

Projected or measured activity at the Site Boundary, averaged over one hour, is greater than or equal to 0.05 mrem/hr TEDE or 0.15 mrem/hr Child Thyroid CDE or Liquid radiological effluents exceed ODCM Limitations.

EMERGENCY CLASSIFICATION:

Notification of Unusual Event

MODES All

CRITERIA:

1. Radiological Release which exceeds ANY of the following limits
 - A. Projected activity at the Site Boundary, as calculated by the RDACS method, indicate greater than or equal to 0.05 mrem/hr TEDE or 0.15 mrem/hr Child Thyroid CDE.
 - OR
 - B. Offsite monitoring teams report activity at the Site Boundary which, when averaged over the previous one hour, exceeds 0.05 mrem/hr TEDE or 0.15 mrem/hr Child Thyroid CDE.
 - OR
 - C. Liquid radiological effluents exceed ODCM Limitations.

RELATED EALS:

TAB

Radiological Effluents
High Radiation/Airborne Levels
OTSG Tube Leak

5
5
3

PROC./WORK PLAN NO. 1903.010	PROCEDURE/WORK PLAN TITLE: EMERGENCY ACTION LEVEL CLASSIFICATION	PAGE: 41 of 130 CHANGE: 036-04-0
---------------------------------	---	-------------------------------------

ATTACHMENT 3
UNIT 1
RADIOLOGICAL EFFLUENTS

5.2

CONDITION:

Projected or measured activity at the Site Boundary, averaged over one hour, is greater than or equal to 0.5 mrem/hr TEDE or 1.5 mrem/hr Child Thyroid CDE or Liquid radiological effluents exceed 10 times ODCM Limitations.

EMERGENCY CLASSIFICATION:

Alert

MODES All

CRITERIA:

1. Radiological Release which exceeds ANY of the following limits
 - A. Projected activity at the Site Boundary, as calculated by the RDACS method, indicates greater than or equal to 0.5 mrem/hr TEDE or 1.5 mrem/hr Child Thyroid CDE.
 - OR
 - B. Offsite monitoring teams report activity at the Site Boundary which, when averaged over the previous one hour, exceeds 0.5 mrem/hr TEDE or 1.5 mrem/hr Child Thyroid CDE.
 - OR
 - C. Liquid radiological effluents exceed 10 times ODCM Limitations.

RELATED EALS:

	TAB
Radiological Effluents	<u>5</u>
OTSG Tube Leak	<u>3</u>
Containment Radiation High	<u>1</u>

PROC./WORK PLAN NO. 1903.010	PROCEDURE/WORK PLAN TITLE: EMERGENCY ACTION LEVEL CLASSIFICATION	PAGE: 42 of 130 CHANGE: 036-04-0
---------------------------------	---	-------------------------------------

ATTACHMENT 3
UNIT 1
RADIOLOGICAL EFFLUENTS

5.3

CONDITION:

Radiological Effluents are greater than or equal to 50 mrem/hr TEDE or 150 mrem/hr Child Thyroid CDE at the Site Boundary.

EMERGENCY CLASSIFICATION:

Site Area Emergency

MODES All

CRITERIA:

1. Radiological Release which exceeds ANY of the following limits
 - A. Projected dose rates at the Site Boundary, as calculated by the RDACS method, indicate greater than or equal to 50 mrem/hr TEDE or 150 mrem/hr Child Thyroid CDE.
 - OR
 - B. Offsite monitoring teams report dose rates at the Site Boundary are greater than or equal to 50 mrem/hr TEDE or 150 mrem/hr Child Thyroid CDE.

RELATED EALS:

	TAB
Radiological Effluents	<u>5</u>
Containment Radiation High / Very High	<u>1</u>
Loss of or Challenge to 3 Fission Product Barriers	<u>1</u>
Core Melt	<u>1</u>

PROC./WORK PLAN NO. 1903.010	PROCEDURE/WORK PLAN TITLE: EMERGENCY ACTION LEVEL CLASSIFICATION	PAGE: 43 of 130 CHANGE: 036-04-0
---------------------------------	---	-------------------------------------

ATTACHMENT 3
UNIT 1
RADIOLOGICAL EFFLUENTS

5.4

CONDITION:

Radiological Effluents are greater than or equal to 250 mrem/hr TEDE or 500 mrem/hr Child Thyroid CDE at the Site Boundary.

EMERGENCY CLASSIFICATION:

General Emergency

MODES All

CRITERIA:

1. Radiological Release which exceeds ANY of the following limits
 - A. Projected dose rates at the Site Boundary, as calculated by the RDACS method, indicate greater than or equal to 250 mrem/hr TEDE or 500 mrem/hr Child Thyroid CDE.
 - OR
 - B. Offsite monitoring teams report dose rates at the Site Boundary are greater than or equal to 250 mrem/hr TEDE or 500 mrem/hr Child Thyroid CDE.

RELATED EALS:

TAB

Core Melt
Loss of or Challenge to 3 Fission Product Barriers
Containment Radiation High / Very High

<u>1</u>
<u>1</u>
<u>1</u>

PROC./WORK PLAN NO. 1903.010	PROCEDURE/WORK PLAN TITLE: EMERGENCY ACTION LEVEL CLASSIFICATION	PAGE: 44 of 130 CHANGE: 036-04-0
---------------------------------	---	-------------------------------------

ATTACHMENT 3
UNIT 1
RADIOLOGICAL EFFLUENTS

5.5

CONDITION:

High Radiation/Airborne Levels

EMERGENCY CLASSIFICATION:

Alert
MODES <u>All</u>

CRITERIA:

<p>1. The loss of control of radioactive material results in <u>ANY</u> of the following:</p> <p>A. Containment radiation indicates >2R/hr</p> <p>B. Area Radiation levels in controlled access (excluding containment) increase by 1 Rem/hr at 2 or more locations.</p> <p>C. General area radiation levels outside of radiologically controlled areas increase by 10 mRem/hr.</p> <p>D. Airborne levels as follows:</p> <ul style="list-style-type: none"> • Auxiliary Building \geq100 DAC (General Area) • Turbine Building \geq10 DAC <p>NOTE: "Loss of Control" shall be defined as: <u>ANY</u> radioactive material outside its normal system boundaries. (For Example: spent resin spill, RCS liquid spill, spent fuel accident resulting in gaseous release, etc.)</p>
--

RELATED EALS:

TAB

Radiological Effluents	<u>5</u>
Containment Radiation High	<u>1</u>
Spent Fuel Accident	<u>5</u>
RCS Leakage	<u>2</u>

PROC./WORK PLAN NO. 1903.010	PROCEDURE/WORK PLAN TITLE: EMERGENCY ACTION LEVEL CLASSIFICATION	PAGE: 45 of 130 CHANGE: 036-04-0
---------------------------------	---	-------------------------------------

ATTACHMENT 3
UNIT 1
RADIOLOGICAL EFFLUENTS

5.6

CONDITION:

Spent Fuel Accident

EMERGENCY CLASSIFICATION:

Site Area Emergency

MODES All

CRITERIA:

1. The loss of water OR damage to a spent fuel assembly occurs in the Rx core (head removed), refueling canal, spent fuel pool, cask loading pit, fuel tilt pit or any plant area involved in the movement or storage of spent fuel.

AND

2. Radiation levels increase to 10 R/hr on Area Radiation Monitors or 10 Rem/hr HP Survey Report.

RELATED EALS:

TAB

Radiological Effluents
High Radiation/Airborne Levels
Miscellaneous Events

5

5

9

PROC./WORK PLAN NO. 1903.010	PROCEDURE/WORK PLAN TITLE: EMERGENCY ACTION LEVEL CLASSIFICATION	PAGE: 46 of 130 CHANGE: 036-04-0
---------------------------------	---	-------------------------------------

ATTACHMENT 3
UNIT 1
SAFETY SYSTEM FUNCTION

6.1

CONDITION:

Deviation from T.S. action statements when required to shutdown or cooldown or deviations pursuant to 10CFR50.54(x)

EMERGENCY CLASSIFICATION:

Notification of Unusual Event

MODES Above CSD

CRITERIA:

1. EITHER of the following conditions exist:
 - A. Inability to reach required mode within Tech. Spec. limits.
 - B. Deviation from Tech Specs authorized pursuant to 10CFR50.54(x)

RELATED EALS:

	TAB
RCS Leakage	<u>2</u>
OTSG Tube Leak	<u>3</u>
RCS Activity High	<u>1</u>

PROC./WORK PLAN NO. 1903.010	PROCEDURE/WORK PLAN TITLE: EMERGENCY ACTION LEVEL CLASSIFICATION	PAGE: 47 of 130 CHANGE: 036-04-0
---------------------------------	---	-------------------------------------

ATTACHMENT 3
UNIT 1
SAFETY SYSTEM FUNCTION

6.2

CONDITION:

Reactor Protection System Failure to Complete an Automatic Trip

EMERGENCY CLASSIFICATION:

Alert

MODES Hot Stdy-Pwr Ops

CRITERIA:

1. A valid RPS trip setpoint is exceeded on ANY TWO RPS channels and the RPS fails to initiate and complete an automatic trip that brings the reactor subcritical.

AND

2. Subsequent efforts to manually trip the Reactor from the Control Room and bring it subcritical are successful.

RELATED EALS:

TAB

RPS Failure to Complete a Manual Trip
Core Melt
Core Damage Indicated with an ICC Condition
Loss of or Challenge to 3 Fission Product Barriers

6

1

1

1

PROC./WORK PLAN NO. 1903.010	PROCEDURE/WORK PLAN TITLE: EMERGENCY ACTION LEVEL CLASSIFICATION	PAGE: 48 of 130 CHANGE: 036-04-0
---------------------------------	---	-------------------------------------

ATTACHMENT 3
UNIT 1
SAFETY SYSTEM FUNCTION

6.3

CONDITION:

Reactor Protection System Failure to Complete an Manual Trip

EMERGENCY CLASSIFICATION:

Site Area Emergency

MODES Hot Stdy-Pwr Ops

CRITERIA:

1. A valid RPS trip setpoint is exceeded on ANY TWO RPS channels and the RPS fails to initiate and complete an automatic trip that brings the reactor subcritical.
- AND
2. Failure of manual trip function occurs. (Failure to trip the Reactor in the Control Room; i.e., must leave Control Room to trip the Reactor.)

RELATED EALS:

TAB

Loss of or Challenge to 3 Fission Product Boundaries	<u>1</u>
Core Melt	<u>1</u>
Core Damage Indicated with an ICC Condition	<u>1</u>

PROC./WORK PLAN NO. 1903.010	PROCEDURE/WORK PLAN TITLE: EMERGENCY ACTION LEVEL CLASSIFICATION	PAGE: 49 of 130 CHANGE: 036-04-0
---------------------------------	---	-------------------------------------

ATTACHMENT 3
UNIT 1
SAFETY SYSTEM FUNCTION

6.4

CONDITION:

Loss of Dose Assessment Capabilities

EMERGENCY CLASSIFICATION:

Notification of Unusual Event

MODES All

CRITERIA:

1. The following conditions exist in the Low Level Radwaste Building:
 - A. SPING is inoperable AND
 - B. Compacting is in progress AND
 - C. Inability to obtain and analyze local grab samples every 2 hours.

OR
2. Reactor Building Purge System or Penetration Ventilation System is not isolable, and the applicable SPING is inoperable.

OR
3. All of the following conditions exist for any source of gaseous effluents in the Auxiliary Building or Spent Fuel Storage Building ventilation systems.
 - A. Applicable SPING is inoperable AND
 - B. Inability to obtain and analyze local grab samples every 2 hours

RELATED EALS:

TAB

None

PROC./WORK PLAN NO. 1903.010	PROCEDURE/WORK PLAN TITLE: EMERGENCY ACTION LEVEL CLASSIFICATION	PAGE: 50 of 130 CHANGE: 036-04-0
---------------------------------	---	-------------------------------------

ATTACHMENT 3
UNIT 1
SAFETY SYSTEM FUNCTION

6.5

CONDITION:

Loss of Communications

EMERGENCY CLASSIFICATION:

Notification of Unusual Event

MODES All

CRITERIA:

1. Complete loss of ANY TWO of the following:
 - A. Plant telephone systems (Commercial Telephones and microwave)
 - B. Station Radio
 - C. Emergency Notification System

RELATED EALS:

TAB

None

PROC./WORK PLAN NO. 1903.010	PROCEDURE/WORK PLAN TITLE: EMERGENCY ACTION LEVEL CLASSIFICATION	PAGE: 51 of 130 CHANGE: 036-04-0
---------------------------------	---	-------------------------------------

ATTACHMENT 3
UNIT 1
SAFETY SYSTEM FUNCTION

6.6

CONDITION:

Loss of Control Room Annunciators

EMERGENCY CLASSIFICATION:

Alert
MODES <u>All</u>

CRITERIA:

1. Loss of both AC and DC power to >50% of control room annunciators.

RELATED EALS:

Loss of Control Room Annunciators with Transient in Progress	TAB
	6

PROC./WORK PLAN NO. 1903.010	PROCEDURE/WORK PLAN TITLE: EMERGENCY ACTION LEVEL CLASSIFICATION	PAGE: 52 of 130 CHANGE: 036-04-0
---------------------------------	---	-------------------------------------

ATTACHMENT 3
UNIT 1
SAFETY SYSTEM FUNCTION

6.7

CONDITION:

Loss of Control Room Annunciators with Transient in Progress

EMERGENCY CLASSIFICATION:

Site Area Emergency

MODES All

CRITERIA:

1. Loss of both AC and DC power to >50% of control room annunciators.

AND

2. A plant transient is initiated or in progress. (See section 4.18 of this procedure for the definition of a Plant Transient.)

RELATED EALS:

TAB

None

PROC./WORK PLAN NO. 1903.010	PROCEDURE/WORK PLAN TITLE: EMERGENCY ACTION LEVEL CLASSIFICATION	PAGE: 53 of 130 CHANGE: 036-04-0
---------------------------------	---	-------------------------------------

ATTACHMENT 3
UNIT 1
SAFETY SYSTEM FUNCTION

6.8

CONDITION:

Control Room Evacuation

EMERGENCY CLASSIFICATION:

Alert

MODES All

CRITERIA:

1. Control Room evacuation is expected to occur OR has already occurred.

RELATED EALS:

TAB

Control Room Evacuation and control of shutdown systems not established in 15 minutes
Fire or explosion onsite affecting both trains of any ES Systems

6

7

PROC./WORK PLAN NO. 1903.010	PROCEDURE/WORK PLAN TITLE: EMERGENCY ACTION LEVEL CLASSIFICATION	PAGE: 54 of 130 CHANGE: 036-04-0
---------------------------------	---	-------------------------------------

ATTACHMENT 3
UNIT 1
SAFETY SYSTEM FUNCTION

6.9

CONDITION:

Control Room Evacuation and control of shutdown systems not established in 15 minutes.

EMERGENCY CLASSIFICATION:

Site Area Emergency

MODES All

CRITERIA:

1. Control Room evacuation has occurred AND control of shutdown systems is not established from local stations within 15 minutes.

RELATED EALS:

TAB

Core Damage Indicated with an ICC Condition
Loss of Decay Heat Removal Systems
Core Melt

1

6

1

PROC./WORK PLAN NO. 1903.010	PROCEDURE/WORK PLAN TITLE: EMERGENCY ACTION LEVEL CLASSIFICATION	PAGE: 55 of 130 CHANGE: 036-04-0
---------------------------------	---	-------------------------------------

ATTACHMENT 3
UNIT 1
SAFETY SYSTEM FUNCTION

6.10

CONDITION:

Loss of Decay Heat Removal Capabilities

EMERGENCY CLASSIFICATION:

Alert

MODES CSD-Refueling S/D

CRITERIA:

1. Loss of Decay Heat Removal capabilities shall be identified as ANY of the following:
 - A. RCS indicates saturated conditions
 - B. Loss of both Decay Heat trains for >1 hr and OTSGs are not available for decay heat removal (NA if Fuel Transfer Canal is flooded)
 - C. HPI is required for cooling the reactor core.

RELATED EALS:

TAB

Core Damage Indicated with an ICC Condition
Radiological Effluents
Loss of or Challenge to 3 Fission Product Barriers
High Radiation/Airborne Levels
Core Melt

1

5

1

5

1

PROC./WORK PLAN NO. 1903.010	PROCEDURE/WORK PLAN TITLE: EMERGENCY ACTION LEVEL CLASSIFICATION	PAGE: 56 of 130 CHANGE: 036-04-0
---------------------------------	---	-------------------------------------

ATTACHMENT 3
UNIT 1
SAFETY SYSTEM FUNCTION

6.11

CONDITION:

Degraded Hot Shutdown Capability

EMERGENCY CLASSIFICATION:

Site Area Emergency

MODES Above CSD

CRITERIA:

1. Degraded HSD capability shall be identified as ANY of the following:
 - A. Loss of ALL steam removal capability on BOTH OTSGs. (e.g., Loss of ALL Turbine Bypass Valves, Atmospheric Dump Valves, and Main Steam Safety Valves)
 - B. Loss of ALL feedwater supply capability on BOTH OTSGs. (e.g., Loss of BOTH Main Feedwater Trains and BOTH EFW trains)
 - C. BOTH HPI Trains are inoperable and they are required for cooling the reactor core.

RELATED EALS:

TAB

Core Damage Indicated with an ICC Condition	<u>1</u>
Containment Radiation Very High	<u>1</u>
Core Melt	<u>1</u>
Loss of or Challenge to 3 Fission Product Barriers	<u>1</u>

PROC./WORK PLAN NO. 1903.010	PROCEDURE/WORK PLAN TITLE: EMERGENCY ACTION LEVEL CLASSIFICATION	PAGE: 57 of 130 CHANGE: 036-04-0
---------------------------------	---	-------------------------------------

ATTACHMENT 3
UNIT 1
HAZARDS TO STATION OPERATION

7.1

CONDITION:

Security threat onsite but outside the Protected Area Security Fence (e.g., attempted entry or sabotage which has been stopped outside the security fence).

EMERGENCY CLASSIFICATION:

Notification of Unusual Event

MODES All

CRITERIA:

1. Security threat onsite but outside the Protected Area Security Fence (e.g., attempted entry or sabotage which has been stopped outside the security fence).

or

2. A Credible site-specific security threat notification.

RELATED EALS:

TAB

Ongoing security Threat Inside Protected Area Fence but outside plant buildings

7

PROC./WORK PLAN NO. 1903.010	PROCEDURE/WORK PLAN TITLE: EMERGENCY ACTION LEVEL CLASSIFICATION	PAGE: 58 of 130 CHANGE: 036-04-0
---------------------------------	---	-------------------------------------

ATTACHMENT 3
UNIT 1
HAZARDS TO STATION OPERATION

7.2

CONDITION:

Ongoing security threat within the Protected Area Security Fence but outside of plant buildings

EMERGENCY CLASSIFICATION:

Alert

MODES All

CRITERIA:

Same as the Condition stated above.

RELATED EALS:

TAB

Ongoing security threat within plant buildings but not in Control Room or vital areas.

7

PROC./WORK PLAN NO. 1903.010	PROCEDURE/WORK PLAN TITLE: EMERGENCY ACTION LEVEL CLASSIFICATION	PAGE: 59 of 130 CHANGE: 036-04-0
---------------------------------	---	-------------------------------------

ATTACHMENT 3
UNIT 1
HAZARDS TO STATION OPERATION

7.3

CONDITION:

Ongoing security threat within plant buildings but not within the Control Room or vital areas

EMERGENCY CLASSIFICATION:

Site Area Emergency

MODES All

CRITERIA:

Same as the Condition stated above.

RELATED EALS:

Ongoing security Threat within Control Room or Vital Areas

TAB

7

PROC./WORK PLAN NO. 1903.010	PROCEDURE/WORK PLAN TITLE: EMERGENCY ACTION LEVEL CLASSIFICATION	PAGE: 60 of 130 CHANGE: 036-04-0
---------------------------------	---	-------------------------------------

ATTACHMENT 3
UNIT 1
HAZARDS TO STATION OPERATION

7.4

CONDITION:

Ongoing security threat within the Control Room or vital areas

EMERGENCY CLASSIFICATION:

General Emergency

MODES All

CRITERIA:

Same as the Condition stated above.

RELATED EALS:

TAB

None

PROC./WORK PLAN NO. 1903.010	PROCEDURE/WORK PLAN TITLE: EMERGENCY ACTION LEVEL CLASSIFICATION	PAGE: 61 of 130 CHANGE: 036-04-0
---------------------------------	---	-------------------------------------

ATTACHMENT 3
UNIT 1
HAZARDS TO STATION OPERATION

7.5

CONDITION:

Fire or Explosion Onsite

EMERGENCY CLASSIFICATION:

Notification of Unusual Event

MODES All

CRITERIA:

1. Fire within the Protected Area Security Fence which is not extinguished within 10 minutes.
- OR
2. Explosion causing facility damage.

RELATED EALS:

TAB

Fire or Explosion Onsite Affecting One Train of an ES System

7

PROC./WORK PLAN NO. 1903.010	PROCEDURE/WORK PLAN TITLE: EMERGENCY ACTION LEVEL CLASSIFICATION	PAGE: 62 of 130 CHANGE: 036-04-0
---------------------------------	---	-------------------------------------

ATTACHMENT 3
UNIT 1
HAZARDS TO STATION OPERATION

7.6

CONDITION:

Fire or Explosion Onsite Affecting One Train of ANY ES Systems

EMERGENCY CLASSIFICATION:

Alert

MODES All

CRITERIA:

1. Fire or explosion onsite

AND

2. A potential or actual loss of a single train of ANY ES system as a result of the fire or explosion

RELATED EALS:

TAB

Fire or Explosion Onsite Affecting Both Trains of ANY ES System
Control Room Evacuation

7

6

PROC./WORK PLAN NO. 1903.010	PROCEDURE/WORK PLAN TITLE: EMERGENCY ACTION LEVEL CLASSIFICATION	PAGE: 63 of 130 CHANGE: 036-04-0
---------------------------------	---	-------------------------------------

ATTACHMENT 3
UNIT 1
HAZARDS TO STATION OPERATION

7.7

CONDITION:

Fire or Explosion Onsite Affecting Both Trains of ANY ES Systems

EMERGENCY CLASSIFICATION:

Site Area Emergency

MODES All

CRITERIA:

1. Fire or explosion onsite
- AND
2. A potential or actual loss of Both trains of ANY ES system as a result of the fire or explosion

RELATED EALS:

TAB

Control Room Evacuation and control of shutdown systems not established in 15 minutes

6

PROC./WORK PLAN NO. 1903.010	PROCEDURE/WORK PLAN TITLE: EMERGENCY ACTION LEVEL CLASSIFICATION	PAGE: 64 of 130 CHANGE: 036-04-0
---------------------------------	---	-------------------------------------

ATTACHMENT 3
UNIT 1
HAZARDS TO STATION OPERATION

7.8

CONDITION:

Aircraft Crash, Unusual Aircraft Activity, Train Derailment, Turbine Failure, Toxic or Flammable Gas Release

EMERGENCY CLASSIFICATION:

Notification of Unusual Event

MODES All

CRITERIA:

1. ANY of the following:
 - A. Aircraft crash onsite.
 - B. Unusual Aircraft activity over the facility.
 - C. Train derailment onsite.
 - D. Turbine rotating component failure causing rapid plant shutdown.
 - E. Toxic or flammable gas release which limits or restricts access to areas required for security or safe operation of the plant.

RELATED EALS:

TAB

Fire or Explosion Onsite	<u>7</u>
Security Threat	<u>7</u>
Aircraft Crash, Missiles, Toxic or Flammable Gas Affecting One Train of <u>ANY</u> ES System	<u>7</u>

PROC./WORK PLAN NO. 1903.010	PROCEDURE/WORK PLAN TITLE: EMERGENCY ACTION LEVEL CLASSIFICATION	PAGE: 65 of 130 CHANGE: 036-04-0
---------------------------------	---	-------------------------------------

ATTACHMENT 3
UNIT 1
HAZARDS TO STATION OPERATION

7.9

CONDITION:

Aircraft Crash, Missiles, Toxic or Flammable Gas Affecting One Train of ANY ES Systems

EMERGENCY CLASSIFICATION:

Alert

MODES All

CRITERIA:

1. ANY of the following:
 - A. Aircraft crash onsite.
 - B. Missiles/Projectiles from any source
 - C. Toxic or flammable gas release

AND
2. A potential OR actual loss of a single train of ANY ES system

RELATED EALS:

TAB

Fire or Explosion Onsite Affecting One Train of an ES System
Aircraft Crash, Missiles, Toxic or Flammable Gas Affecting Both
Trains of ANY ES System

7

7

PROC./WORK PLAN NO. 1903.010	PROCEDURE/WORK PLAN TITLE: EMERGENCY ACTION LEVEL CLASSIFICATION	PAGE: 66 of 130 CHANGE: 036-04-0
---------------------------------	---	-------------------------------------

ATTACHMENT 3
UNIT 1
HAZARDS TO STATION OPERATION

7.10

CONDITION:

Aircraft Crash, Missiles, Toxic or Flammable Gas Affecting Both Trains of ANY ES System

EMERGENCY CLASSIFICATION:

Site Area Emergency

MODES All

CRITERIA:

1. ANY of the following:
 - A. Aircraft crash onsite.
 - B. Missiles/Projectiles from any source
 - C. Toxic or flammable gas release

AND
2. A potential OR actual loss of BOTH trains of ANY ES system

RELATED EALS:

TAB

Fire or Explosion Onsite Affecting Both Trains of an ES System	7

PROC./WORK PLAN NO. 1903.010	PROCEDURE/WORK PLAN TITLE: EMERGENCY ACTION LEVEL CLASSIFICATION	PAGE: 67 of 130 CHANGE: 036-04-0
---------------------------------	---	-------------------------------------

ATTACHMENT 3
UNIT 1
NATURAL EVENTS

8.1

CONDITION:

Tornado, Flood, Loss of Dardanelle Reservoir, Earthquake

EMERGENCY CLASSIFICATION:

Notification of Unusual Event

MODES All

CRITERIA:

1. ANY of the following:
 - A. Tornado observed on the ground within the Exclusion Area
 - B. Flood - Lake level $\geq 340'$ elev. and rising, with forecasted lake level $\geq 350'$ elev.
 - C. Low Level - Lake level $\leq 337'$ elev. AND forecasted by U.S. Army Corp of Engineers to reach 335' elev.
 - D. Earthquake - VERIFIED earthquake accompanied by .01g alarm.

RELATED EALS:

TAB

Tornado, High Winds, Flood, Loss of Dardanelle Reservoir,
Earthquake:

8

PROC./WORK PLAN NO. 1903.010	PROCEDURE/WORK PLAN TITLE: EMERGENCY ACTION LEVEL CLASSIFICATION	PAGE: 68 of 130 CHANGE: 036-04-0
---------------------------------	---	-------------------------------------

ATTACHMENT 3
UNIT 1
NATURAL EVENTS

8.2

CONDITION:

Tornado, High Winds, Flood, Loss of Dardanelle Reservoir, Earthquake

EMERGENCY CLASSIFICATION:

Alert

MODES All

CRITERIA:

1. ANY of the following:

- A. Tornado striking vital facility structures (e.g. housing ES related equipment)
- B. High Winds - Sustained winds of ≥ 60 mph (10 minute average as reported by RDACS from either the 10 or 57 meter instruments).
- C. Flood - Flood waters $\geq 350'$ elev. and are forecasted by U.S. Army Corp of Engineers to reach or exceed 354' elev.
- D. Low Level - Lake level $\leq 335'$ elev
- E. Earthquake - VERIFIED earthquake accompanied by .1g alarm.

or

Any natural event resulting in the potential or actual loss of ONE train of ANY ES system.

RELATED EALS:

TAB

Tornado, High Winds, Flood, Loss of Dardanelle Reservoir, Earthquake Loss of or challenge to all 3 Fission Product Barriers	8
	1

PROC./WORK PLAN NO. 1903.010	PROCEDURE/WORK PLAN TITLE: EMERGENCY ACTION LEVEL CLASSIFICATION	PAGE: 69 of 130 CHANGE: 036-04-0
---------------------------------	---	-------------------------------------

ATTACHMENT 3
UNIT 1
NATURAL EVENTS

8.3

CONDITION:

Tornado, High Winds, Flood, Loss of Dardanelle Reservoir, Earthquake

EMERGENCY CLASSIFICATION:

Site Area Emergency

MODES Above CSD

CRITERIA:

1. ANY of the following:
 - A. High Winds - Sustained winds of ≥ 67 mph (10 minute average as reported by RDACS from either the 10 or 57 meter instruments).
 - B. Flood - Flood Water Level is $> 361'$ elev.
 - C. Low Level Lake level $\leq 335'$ elev. and Emergency Cooling Pond not available
 - D. VERIFIED Earthquake $\geq 0.2g$
 - E. Tornado, high wind, flood, low lake level or earthquake resulting in the potential or actual loss of BOTH trains of ANY ES system.

RELATED EALS:

TAB

Loss of or challenge to all 3 Fission Product Barriers

1

PROC./WORK PLAN NO. 1903.010	PROCEDURE/WORK PLAN TITLE: EMERGENCY ACTION LEVEL CLASSIFICATION	PAGE: 70 of 130 CHANGE: 036-04-0
---------------------------------	---	-------------------------------------

ATTACHMENT 3
UNIT 1
MISCELLANEOUS EVENTS

9.1

CONDITION:

Other plant conditions exist that warrant increased awareness on the part of the operating staff and state and/or local offsite authorities or involve other than normal controlled shutdown.

EMERGENCY CLASSIFICATION:

Notification of Unusual Event

MODES All

CRITERIA:

An event has occurred and the following conditions exist:

1. This event is not covered by any other EAL

AND

2. This event does not challenge or cause the loss of a fission product barrier

AND

3. In the judgement of the SM/TSC Director/EOF Director this event requires an increased awareness by the ANO staff and offsite authorities.

RELATED EALS:

TAB

Plant Conditions Exist that Warrant Precautionary Activation of the TSC

9

PROC./WORK PLAN NO. 1903.010	PROCEDURE/WORK PLAN TITLE: EMERGENCY ACTION LEVEL CLASSIFICATION	PAGE: 71 of 130 CHANGE: 036-04-0
---------------------------------	---	-------------------------------------

ATTACHMENT 3
UNIT 1
MISCELLANEOUS EVENTS

9.2

CONDITION:

Other plant conditions exist that warrant precautionary activation of the Technical Support Center and placing the near-site Emergency Operations Facility and other key emergency personnel on standby.

EMERGENCY CLASSIFICATION:

Alert

MODES All

CRITERIA:

The following conditions must exist

1. This event is not covered by any other EAL.

AND

2. This event must either challenge or cause the loss of a fission product barrier.

OR

Plant conditions exist that warrant activation of the Emergency Response Organization.

RELATED EALS:

Plant Conditions Exist that Warrant Activation of the Emergency Response Centers.

TAB

9

PROC./WORK PLAN NO. 1903.010	PROCEDURE/WORK PLAN TITLE: EMERGENCY ACTION LEVEL CLASSIFICATION	PAGE: 72 of 130 CHANGE: 036-04-0
---------------------------------	---	-------------------------------------

ATTACHMENT 3
UNIT 1
MISCELLANEOUS EVENTS

9.3

CONDITION:

Other plant conditions exist that warrant activation of the emergency response facilities and monitoring teams or a precautionary notification to the public near the site.

EMERGENCY CLASSIFICATION:

Site Area Emergency

MODES All

CRITERIA:

The following conditions must exist

1. This event is not covered by any other EAL.

AND

2. The event must cause ANY of the following:

- A. Challenge two fission product barriers
- B. Failure of one fission product barrier and a challenge to another
- C. Failure of Two fission product barriers

RELATED EALS:

TAB

Plant Conditions Exist that Make Release of Large Amounts of Radioactivity Possible

9

PROC./WORK PLAN NO. 1903.010	PROCEDURE/WORK PLAN TITLE: EMERGENCY ACTION LEVEL CLASSIFICATION	PAGE: 73 of 130 CHANGE: 036-04-0
---------------------------------	---	-------------------------------------

ATTACHMENT 3
UNIT 1
MISCELLANEOUS EVENTS

9.4

CONDITION:

Plant Conditions Exist That Make Release of Large Amounts of Radioactivity Possible

EMERGENCY CLASSIFICATION:

General Emergency

MODES All

CRITERIA:

The following conditions must exist:

1. This event is not covered by any other EAL

AND

2. Events have occurred that make a release of large amounts of radioactivity in a short period of time possible.

RELATED EALS:

TAB

None

PROC./WORK PLAN NO. 1903.010	PROCEDURE/WORK PLAN TITLE: EMERGENCY ACTION LEVEL CLASSIFICATION	PAGE: 74 of 130 CHANGE: 036-04-0
---------------------------------	---	-------------------------------------

ATTACHMENT 4
UNIT 2
PRIMARY SYSTEM EVENTS

1.1

CONDITION:

RCS Activity indicates >0.1% fuel cladding failure

EMERGENCY CLASSIFICATION:

Notification of Unusual Event

MODES 1-5

CRITERIA:

1. Greater than 0.1% fuel cladding failure as indicated by EITHER of the following:
 - A. Selected isotope activity (I-131) >5.5E⁵ CPM (2RR4806 on 2C14 or 2RITS 4806B on 2C22)
 - B. Specific I-131 sample results >37.8 µCi/gm

RELATED EALS:

TAB

RCS Activity
T.S. L.C.O.'s
General Area Radiation/Airborne

1
6
5

PROC./WORK PLAN NO. 1903.010	PROCEDURE/WORK PLAN TITLE: EMERGENCY ACTION LEVEL CLASSIFICATION	PAGE: 75 of 130 CHANGE: 036-04-0
---------------------------------	---	-------------------------------------

ATTACHMENT 4
UNIT 2
PRIMARY SYSTEM EVENTS

1.2

CONDITION:

RCS Activity indicates >1.0% fuel cladding failure

EMERGENCY CLASSIFICATION:

Alert

MODES 1-5

CRITERIA:

1. Greater than 1% fuel cladding failure as indicated by either of the following:

1. RCS Sample Analysis >378 μ Ci/gm specific I-131

OR

{0CNA08005} 2. Radiation levels that indicate >1% fuel cladding failure per Unit 2 Fuel Cladding Failure Radiation Plot (Att 8)

RELATED EALS:

TAB

General Area Radiation/Airborne
Containment Radiation
Loss of or Challenge to 3 Fission Product Barriers
Core Damage/ICC

5

1

1

1

PROC./WORK PLAN NO. 1903.010	PROCEDURE/WORK PLAN TITLE: EMERGENCY ACTION LEVEL CLASSIFICATION	PAGE: 76 of 130 CHANGE: 036-04-0
---------------------------------	---	-------------------------------------

ATTACHMENT 4
UNIT 2
PRIMARY SYSTEM EVENTS

1.3

CONDITION:

Core Damage Indicated with an Inadequate Core Cooling Condition

EMERGENCY CLASSIFICATION:

Site Area Emergency

MODES 1-5

CRITERIA:

1. Greater than 1% fuel cladding failure as indicated by either of the following:
 1. RCS Sample Analysis >378 μ Ci/gm specific I-131

OR

 - {0CNA08005} 2. Radiation levels that indicate >1% fuel cladding failure per Unit 2 Fuel Cladding Failure Radiation Plot (Att 8)
- AND
2. Inadequate core cooling capacity exists as indicated by ANY of the following:
 - A. Th RTD and average CET temperature indicates >10°F superheat AND RVLMS LVL 7 or Lower indicates Dry.
 - B. Th RTD and average CET temperature indicates >10°F superheat with both RVLMS Channels inoperable AND RCS temperatures increasing.
 - C. CET Temperatures indicate greater than 700°F.

RELATED EALS:

TAB

Decay Heat Removal
Containment Radiation
Core Melt
RCS Leakage

6

1

1

2

PROC./WORK PLAN NO. 1903.010	PROCEDURE/WORK PLAN TITLE: EMERGENCY ACTION LEVEL CLASSIFICATION	PAGE: 77 of 130 CHANGE: 036-04-0
---------------------------------	---	-------------------------------------

ATTACHMENT 4
UNIT 2
PRIMARY SYSTEM EVENTS

1.4

CONDITION:

Containment Radiation readings which indicate LOCA and >1% fuel cladding failure

EMERGENCY CLASSIFICATION:

Site Area Emergency

MODES All

CRITERIA:

1. Containment Radiation Levels correspond to a Site Area Emergency as determined from the containment radiation EAL plot (Att 6)

AND

2. LOCA occurring within the Containment Building

RELATED EALS:

TAB

Containment Radiation
Loss of or challenge to 3 Fission Product Barriers
Radiological Effluents
Core Melt

<u>1</u>
<u>1</u>
<u>5</u>
<u>1</u>

PROC./WORK PLAN NO. 1903.010	PROCEDURE/WORK PLAN TITLE: EMERGENCY ACTION LEVEL CLASSIFICATION	PAGE: 78 of 130 CHANGE: 036-04-0
---------------------------------	---	-------------------------------------

ATTACHMENT 4
UNIT 2
PRIMARY SYSTEM EVENTS

1.5

CONDITION:

Containment Radiation readings which indicate LOCA and >50% fuel overheat

EMERGENCY CLASSIFICATION:

General Emergency

MODES All

CRITERIA:

1. Containment Radiation Levels correspond to a General Emergency as determined from the containment radiation EAL plot (Att 6)

AND

2. LOCA occurring within the Containment Building

RELATED EALS:

TAB

Loss of or challenge to 3 Fission Product Barriers
Radiological Effluents
Core Melt

1

5

1

PROC./WORK PLAN NO. 1903.010	PROCEDURE/WORK PLAN TITLE: EMERGENCY ACTION LEVEL CLASSIFICATION	PAGE: 79 of 130 CHANGE: 036-04-0
---------------------------------	---	-------------------------------------

ATTACHMENT 4
UNIT 2
PRIMARY SYSTEM EVENTS

1.6

CONDITION:

Core Melt with Containment Integrity Lost or Challenged

EMERGENCY CLASSIFICATION:

General Emergency

MODES All

CRITERIA:

1. ANY of the following events occur
 - A. Small or Large LOCA and a complete failure of ALL ECCS systems occurs.
 - B. Loss of ALL feedwater AND S/G Level in both S/G's is ≤ 70 " (Wide Range) AND a complete failure of ALL ECCS Systems occurs.
 - C. Anticipated transient without a Rx trip

AND
2. Containment Integrity is lost OR challenged as defined by 4.10.3 or 4.11.3 (Definitions)

RELATED EALS:

TAB

Loss of or challenge to 3 Fission Product Barriers
Containment Radiation
Radiological Effluents

1
1
5

PROC./WORK PLAN NO. 1903.010	PROCEDURE/WORK PLAN TITLE: EMERGENCY ACTION LEVEL CLASSIFICATION	PAGE: 80 of 130 CHANGE: 036-04-0
---------------------------------	---	-------------------------------------

ATTACHMENT 4
UNIT 2
PRIMARY SYSTEM EVENTS

1.7

CONDITION:

Loss of or challenge to all 3 Fission Product Barriers

EMERGENCY CLASSIFICATION:

General Emergency

MODES All

CRITERIA:

1. Either of the following conditions exist:
 - A. Fuel Cladding Failure (refer to section 4.10.1)
 - B. Challenge to Fuel Cladding (refer to section 4.11.1)

AND
2. Either of the following conditions exist:
 - A. RCS boundary failure (refer to section 4.10.2)
 - B. Challenge to RCS boundary (refer to section 4.11.2)

AND
3. Either of the following condition exist
 - A. Containment Integrity failure (refer to section 4.10.3)
 - B. Challenge to Containment Integrity (refer to section 4.11.3)

RELATED EALS:

TAB

Containment Radiation
Core Melt
Radiological Effluents
Natural Events

1
1
5
8

PROC./WORK PLAN NO. 1903.010	PROCEDURE/WORK PLAN TITLE: EMERGENCY ACTION LEVEL CLASSIFICATION	PAGE: 81 of 130 CHANGE: 036-04-0
---------------------------------	---	-------------------------------------

ATTACHMENT 4
UNIT 2
RCS LEAKAGE

2.1

CONDITION:

RCS Leakage > Tech. Spec. Limits requiring a plant S/D or C/D

EMERGENCY CLASSIFICATION:

Notification of Unusual Event

MODES 1-4

CRITERIA:

1. RCS Leakage exceeds ANY of the following limits: (T.S. 3.4.6.2)
 - A. RCS pressure boundary leakage >0
 - B. Unidentified RCS Leakage >1 gpm
 - C. Identified RCS Leakage >10 gpm
 - D. RCS Pressure Isolation Valves Leakage > T.S. Table 3.4.6.-1 limits

AND

2. A Plant S/D or C/D has been initiated/commenced

RELATED EALS:

TAB

RCS Leakage	<u>2</u>
T.S. L.C.O.'s	<u>6</u>
Primary to Secondary Leakage	<u>3</u>
General Area Radiation/Airborne	<u>5</u>

PROC./WORK PLAN NO. 1903.010	PROCEDURE/WORK PLAN TITLE: EMERGENCY ACTION LEVEL CLASSIFICATION	PAGE: 82 of 130 CHANGE: 036-04-0
---------------------------------	---	-------------------------------------

ATTACHMENT 4
UNIT 2
RCS LEAKAGE

2.2

CONDITION:

RCS Leakage > 44 gpm

EMERGENCY CLASSIFICATION:

Alert

MODES 1-4

CRITERIA:

1. RCS Leakage is >44 gpm (Capacity of a single Charging Pump).

RELATED EALS:

TAB

RCS Leakage	<u>2</u>
General Area Radiation/Airborne	<u>5</u>
Containment Radiation	<u>1</u>
Decay Heat Removal	<u>6</u>
Primary to Secondary Leakage	<u>3</u>

PROC./WORK PLAN NO. 1903.010	PROCEDURE/WORK PLAN TITLE: EMERGENCY ACTION LEVEL CLASSIFICATION	PAGE: 83 of 130 CHANGE: 036-04-0
---------------------------------	---	-------------------------------------

ATTACHMENT 4
UNIT 2
RCS LEAKAGE

2.3

CONDITION:

RCS Leakage > 44 gpm with ICC Conditions

EMERGENCY CLASSIFICATION:

Site Area Emergency

MODES 1-4

CRITERIA:

1. RCS Leakage is >44 gpm (Capacity of a single Charging Pump).

AND

2. Inadequate Core Cooling conditions exist as indicated by ANY of the following:

- A. Th RTD and average CET temperature indicates >10°F superheat AND RVLMS LVL 7 or Lower indicates Dry.
- B. Th RTD and average CET temperature indicates >10°F superheat with both RVLMS Channels inoperable AND RCS temperature increasing.
- C. CET Temperatures indicate greater than 700°F.

RELATED EALS:

TAB

Core Damage/ICC	<u>1</u>
Radiological Effluents	<u>5</u>
Containment Radiation	<u>1</u>
Core Melt	<u>1</u>
Loss of or challenge to 3 Fission Product Barriers	<u>1</u>
Primary to Secondary Leakage	<u>3</u>

PROC./WORK PLAN NO. 1903.010	PROCEDURE/WORK PLAN TITLE: EMERGENCY ACTION LEVEL CLASSIFICATION	PAGE: 84 of 130 CHANGE: 036-04-0
---------------------------------	---	-------------------------------------

ATTACHMENT 4
UNIT 2
SECONDARY SYSTEM EVENTS

3.1

CONDITION:

Uncontrolled S/G Depressurization Resulting in MSIS Actuation

EMERGENCY CLASSIFICATION:

Notification of Unusual Event
MODES <u>1-4</u>

CRITERIA:

1. Any actuation of MSIS due to uncontrolled Steam Generator depressurization.
--

RELATED EALS:

	TAB
Primary to Secondary Leakage	<u>3</u>
Radiological Effluents	<u>5</u>
	<u> </u>
	<u> </u>
	<u> </u>
	<u> </u>

PROC./WORK PLAN NO. 1903.010	PROCEDURE/WORK PLAN TITLE: EMERGENCY ACTION LEVEL CLASSIFICATION	PAGE: 85 of 130 CHANGE: 036-04-0
---------------------------------	---	-------------------------------------

ATTACHMENT 4
UNIT 2
SECONDARY SYSTEM EVENTS

3.2

CONDITION:

S/G Tube Leak > Tech Spec Limits

EMERGENCY CLASSIFICATION:

Notification of Unusual Event

MODES 1-4

CRITERIA:

1. Primary to Secondary Leakage exceeds EITHER of the following limits
 - A. Total leakage through both S/G's is > 300 gallons per day (0.2083 gpm)
 - OR
 - B. Leakage to 1 S/G is > 150 gallons per day (0.1042 gpm)

RELATED EALS:

TAB

RCS Leakage
Primary to Secondary Leakage
Radiological Effluents

2

3

5

PROC./WORK PLAN NO. 1903.010	PROCEDURE/WORK PLAN TITLE: EMERGENCY ACTION LEVEL CLASSIFICATION	PAGE: 86 of 130 CHANGE: 036-04-0
---------------------------------	---	-------------------------------------

ATTACHMENT 4
UNIT 2
SECONDARY SYSTEM EVENTS

3.3

CONDITION:

S/G Tube Leak >10 gpm with an Ongoing Steam Release

EMERGENCY CLASSIFICATION:

Alert

MODES 1-4

CRITERIA:

1. S/G tube leak >10 gpm with a Steam Release in Progress as indicated by ANY of the following:
 - A. Main Steam Safety Valves maintaining S/G Pressure
 - B. SDBCS Atmospheric Dump Valves in Use
 - C. Steam Line Break Outside of Containment
 - D. 2P7A is in use and continued operation is required to maintain S/G levels.

RELATED EALS:

TAB

Primary to Secondary Leakage	<u>3</u>
RCS Leakage	<u>2</u>
General Area Radiation/Airborne	<u>5</u>
Radiological Effluents	<u>5</u>
Electrical Power	<u>4</u>
	<u> </u>

PROC./WORK PLAN NO. 1903.010	PROCEDURE/WORK PLAN TITLE: EMERGENCY ACTION LEVEL CLASSIFICATION	PAGE: 87 of 130 CHANGE: 036-04-0
---------------------------------	---	-------------------------------------

ATTACHMENT 4
UNIT 2
SECONDARY SYSTEM EVENTS

3.4

CONDITION:

Steam Generator Tube Rupture >44 gpm With an Ongoing Steam Release and RCS Activity > 1.0 $\mu\text{Ci/gm}$, but < 378 $\mu\text{Ci/gm}$ (1% fuel cladding failure).

EMERGENCY CLASSIFICATION:

Site Area Emergency

MODES 1-4

CRITERIA:

1. S/G tube leak >44 gpm with a Steam Release in Progress as indicated by ANY of the following:
 - A. Main Steam Safety Valve(s) maintaining S/G Pressure
 - B. SDBCS Atmospheric Dump Valve(s) in Use
 - C. Steam Line Break Outside of Containment
 - D. 2P7A is in use and continued operation is required to maintain S/G levels.

AND
2. RCS Activity > 1.0 $\mu\text{Ci/gm}$ (T.S. 3.4.8), but < 378 $\mu\text{Ci/gm}$ (1% fuel cladding failure).

CAUTION

As fuel cladding failure approaches 1% (378 $\mu\text{Ci/gm}$ I-131) EAL 1.7 may apply.

RELATED EALS:

TAB

RCS Leakage
Radiological Effluents
Loss of or Challenge to 3 Fission Product Barriers
Core Melt
Electrical Power

2
5
1
1
4

PROC./WORK PLAN NO. 1903.010	PROCEDURE/WORK PLAN TITLE: EMERGENCY ACTION LEVEL CLASSIFICATION	PAGE: 88 of 130 CHANGE: 036-04-0
---------------------------------	---	-------------------------------------

ATTACHMENT 4
UNIT 2
ELECTRICAL POWER FAILURES

4.1

CONDITION:

Degraded Power

EMERGENCY CLASSIFICATION:

Notification of Unusual Event

MODES All Modes

CRITERIA:

1. Temporary Loss of Normal Control Room Lighting

AND
2. No voltage indicated on Both 4.16 KV nonvital busses (2A1 & 2A2)

AND
3. At least one Emergency Diesel or Station Blackout Diesel started and supplying a vital bus (2A3 or 2A4)

RELATED EALS:

TAB

Electrical Power
MSIS
Primary to Secondary Leak

4

3

3

PROC./WORK PLAN NO. 1903.010	PROCEDURE/WORK PLAN TITLE: EMERGENCY ACTION LEVEL CLASSIFICATION	PAGE: 89 of 130 CHANGE: 036-04-0
---------------------------------	---	-------------------------------------

ATTACHMENT 4
UNIT 2
ELECTRICAL POWER FAILURES

4.2

CONDITION:

Station Blackout

EMERGENCY CLASSIFICATION:

Alert

MODES All Modes

CRITERIA:

1. Loss of all Control Room Lighting except emergency DC Lights

AND
2. No voltage indicated on Both 4.16 KV nonvital busses. (2A1 and 2A2)

AND
3. No voltage indicated on Both 4.16 KV vital busses (2A3 and 2A4)

RELATED EALS:

TAB

Electrical Power
Communications, Dose Assessment
Primary to Secondary Leak
Decay Heat Removal
Core Melt

4
6
3
6
1

PROC./WORK PLAN NO. 1903.010	PROCEDURE/WORK PLAN TITLE: EMERGENCY ACTION LEVEL CLASSIFICATION	PAGE: 90 of 130 CHANGE: 036-04-0
---------------------------------	---	-------------------------------------

ATTACHMENT 4
UNIT 2
ELECTRICAL POWER FAILURES

4.3

CONDITION:

Loss of All Vital DC

EMERGENCY CLASSIFICATION:

Alert

MODES 1-4

CRITERIA:

1. Loss of All of the following busses has occurred:

- A. 2D01 and 2D02
- B. 2RA1 and 2RA2
- C. 2D21 and 2D23
- D. 2D22 and 2D24

RELATED EALS:

TAB

Electrical Power
Communications, Dose Assessment

4

6

PROC./WORK PLAN NO. 1903.010	PROCEDURE/WORK PLAN TITLE: EMERGENCY ACTION LEVEL CLASSIFICATION	PAGE: 91 of 130 CHANGE: 036-04-0
---------------------------------	---	-------------------------------------

ATTACHMENT 4
UNIT 2
ELECTRICAL POWER FAILURES

4.4

CONDITION:

Blackout >15 minutes.

EMERGENCY CLASSIFICATION:

Site Area Emergency

MODES All

CRITERIA:

1. Blackout has occurred as indicated by ALL of the following:
 - A. Loss of all Control Room lighting except emergency DC lights
 - B. No voltage indicated on Both 4.16 KV nonvital busses (2A1 and 2A2)
 - C. Neither Vital 4.16 KV Buss energized (2A3 or 2A4)

AND

2. The Blackout Condition exists for >15 minutes

RELATED EALS:

TAB	
Decay Heat Removal	6
Electrical Power	4
Primary to Secondary Leakage	3
Core Melt	1
Radiological Effluents	5

PROC./WORK PLAN NO. 1903.010	PROCEDURE/WORK PLAN TITLE: EMERGENCY ACTION LEVEL CLASSIFICATION	PAGE: 92 of 130 CHANGE: 036-04-0
---------------------------------	---	-------------------------------------

ATTACHMENT 4
UNIT 2
ELECTRICAL POWER FAILURES

4.5

CONDITION:

Loss of ALL Vital DC for >15 minutes

EMERGENCY CLASSIFICATION:

Site Area Emergency

MODES All

CRITERIA:

1. Loss of both of the following trains of DC Busses has occurred:

RED TRAIN

GREEN TRAIN

2D01

2D02

2RA1

2RA2

2D21

2D22

2D23

2D24

AND

2. Power is not restored to at least one train within 15 minutes

RELATED EALS:

TAB

Communications, Dose Assessment
Decay Heat Removal
Core Melt
Radiological Effluents

6

6

1

5

PROC./WORK PLAN NO. 1903.010	PROCEDURE/WORK PLAN TITLE: EMERGENCY ACTION LEVEL CLASSIFICATION	PAGE: 93 of 130 CHANGE: 036-04-0
--	--	---

ATTACHMENT 4
UNIT 2
RADIOLOGICAL EFFLUENTS

5.1

CONDITION:

Projected or measured activity at the Site Boundary, averaged over one hour, is greater than or equal to 0.05 mrem/hr TEDE or 0.15 mrem/hr Child Thyroid CDE or Liquid radiological effluents exceed ODCM Limitations.

EMERGENCY CLASSIFICATION:

Notification of Unusual Event

MODES All

CRITERIA:

1. Radiological Release which exceeds ANY of the following limits
 - A. Projected activity at the Site Boundary, as calculated by the RDACS method, indicate greater than or equal to 0.05 mrem/hr TEDE or 0.15 mrem/hr Child Thyroid CDE.
 - OR
 - B. Offsite monitoring teams report activity at the Site Boundary which, when averaged over the previous one hour, exceeds 0.05 mrem/hr TEDE or 0.15 mrem/hr Child Thyroid CDE.
 - OR
 - C. Liquid radiological effluents exceed ODCM Limitations.

RELATED EALS:

Radiological Effluents
General Area Radiation/Airborne
Primary to Secondary Leak

TAB

5

5

3

PROC./WORK PLAN NO. 1903.010	PROCEDURE/WORK PLAN TITLE: EMERGENCY ACTION LEVEL CLASSIFICATION	PAGE: 94 of 130 CHANGE: 036-04-0
---------------------------------	---	-------------------------------------

ATTACHMENT 4
UNIT 2
RADIOLOGICAL EFFLUENTS

5.2

CONDITION:

Projected or measured activity at the Site Boundary, averaged over one hour, is greater than or equal to 0.5 mrem/hr TEDE or 1.5 mrem/hr Child Thyroid CDE or Liquid radiological effluents exceed 10 times ODCM Limitations.

EMERGENCY CLASSIFICATION:

Alert

MODES All

CRITERIA:

1. Radiological Release which exceeds ANY of the following limits
 - A. Projected activity at the Site Boundary, as calculated by the RDACS method, indicate greater than or equal to 0.5 mrem/hr TEDE or 1.5 mrem/hr Child Thyroid CDE.
 - OR
 - B. Offsite monitoring teams report activity at the Site Boundary which, when averaged over the previous one hour, exceeds 0.5 mrem/hr TEDE or 1.5 mrem/hr Child Thyroid CDE.
 - OR
 - C. Liquid radiological effluents exceed 10 times ODCM Limitations.

RELATED EALS:

TAB

Radiological Effluents	<u>5</u>
Primary to Secondary Leak	<u>3</u>
Containment Radiation	<u>1</u>
	<u> </u>
	<u> </u>
	<u> </u>

PROC./WORK PLAN NO. 1903.010	PROCEDURE/WORK PLAN TITLE: EMERGENCY ACTION LEVEL CLASSIFICATION	PAGE: 95 of 130 CHANGE: 036-04-0
---------------------------------	---	-------------------------------------

ATTACHMENT 4
UNIT 2
RADIOLOGICAL EFFLUENTS

5.3

CONDITION:

Radiological Effluents are greater than or equal to 50 mrem/hr TEDE or 150 mrem/hr Child Thyroid CDE at the Site Boundary.

EMERGENCY CLASSIFICATION:

Site Area Emergency

MODES All

CRITERIA:

1. Radiological Release which exceeds ANY of the following limits
 - A. Projected dose rates at the Site Boundary, as calculated by the RDACS method, indicate greater than or equal to 50 mrem/hr TEDE or 150 mRem/hr Child Thyroid CDE.
 - OR
 - B. Offsite monitoring teams report dose rates at the Site Boundary are greater than or equal to 50 mrem/hr TEDE or 150 mrem/hr Child Thyroid CDE.

RELATED EALS:

	TAB
Radiological Effluents	<u>5</u>
Containment Radiation	<u>1</u>
Loss of or Challenge to 3 Fission Product Barriers	<u>1</u>
Core Melt	<u>1</u>
	<u> </u>
	<u> </u>

PROC./WORK PLAN NO. 1903.010	PROCEDURE/WORK PLAN TITLE: EMERGENCY ACTION LEVEL CLASSIFICATION	PAGE: 96 of 130 CHANGE: 036-04-0
---------------------------------	---	-------------------------------------

ATTACHMENT 4
UNIT 2
RADIOLOGICAL EFFLUENTS

5.4

CONDITION:

Radiological Effluents are greater than or equal to 250 mrem/hr TEDE or 500 mrem/hr Child Thyroid CDE at the Site Boundary.

EMERGENCY CLASSIFICATION:

General Emergency

MODES All

CRITERIA:

1. Radiological Release which exceeds ANY of the following limits
 - A. Projected dose rates at the Site Boundary, as calculated by the RDACS method, indicate greater than or equal to 250 mrem/hr TEDE or 500 mrem/hr Child Thyroid CDE.
 - OR
 - B. Offsite monitoring teams report dose rates at the Site Boundary are greater than or equal to 250 mrem/hr TEDE or 500 mrem/hr Child Thyroid CDE.

RELATED EALS:

TAB

Core Melt	<u>1</u>
Loss of or Challenge to 3 Fission Product Barriers	<u>1</u>
Containment Radiation	<u>1</u>
	<u> </u>
	<u> </u>
	<u> </u>

PROC./WORK PLAN NO. 1903.010	PROCEDURE/WORK PLAN TITLE: EMERGENCY ACTION LEVEL CLASSIFICATION	PAGE: 97 of 130 CHANGE: 036-04-0
---------------------------------	---	-------------------------------------

ATTACHMENT 4
UNIT 2
RADIOLOGICAL EFFLUENTS

5.5

CONDITION:

High Radiation/Airborne Levels

EMERGENCY CLASSIFICATION:

Alert

MODES All

CRITERIA:

1. The loss of control of radioactive material results in ANY of the following:
 - A. Containment radiation indicates >2R/hr
 - B. Area Radiation levels in controlled access (excluding containment) increase by 1 Rem/hr at 2 or more locations.
 - C. General area radiation levels outside of radiologically controlled areas increase by 10 mRem/hr.
 - D. Airborne levels as follows:
 - Auxiliary Building ≥ 100 DAC (General Area)
 - Turbine Building ≥ 10 DAC

NOTE: "Loss of Control" Shall be defined as: Any Radioactive material outside its normal system boundaries.
(For Example: Spent resin spill, RCS liquid spill, Spent fuel accident resulting in gaseous release, etc.)

RELATED EALS:

TAB

Radiological Effluents
Containment Radiation
Spent Fuel Damage
RCS Leakage

5
1
5
2

PROC./WORK PLAN NO. 1903.010	PROCEDURE/WORK PLAN TITLE: EMERGENCY ACTION LEVEL CLASSIFICATION	PAGE: 98 of 130 CHANGE: 036-04-0
---------------------------------	---	-------------------------------------

ATTACHMENT 4
UNIT 2
RADIOLOGICAL EFFLUENTS

5.6

CONDITION:

Spent Fuel Accident

EMERGENCY CLASSIFICATION:

Site Area Emergency

MODES All

CRITERIA:

1. The loss of water OR damage to a spent fuel assembly occurs in the Rx core (head removed), refueling canal, spent fuel pool, cask loading pit, fuel tilt pit or any plant area involved in the movement or storage of spent fuel.

AND

2. Radiation levels increase to 10 R/hr by Area Radiation Monitors or 10 Rem/hr HP survey report.

RELATED EALS:

Radiological Effluents
General Area Radiation/Airborne
Miscellaneous

TAB

5

5

9

PROC./WORK PLAN NO. 1903.010	PROCEDURE/WORK PLAN TITLE: EMERGENCY ACTION LEVEL CLASSIFICATION	PAGE: 99 of 130 CHANGE: 036-04-0
---------------------------------	---	-------------------------------------

ATTACHMENT 4
UNIT 2
SAFETY SYSTEM FUNCTION

6.1

CONDITION:

Deviation from T.S. action statements when required to shutdown or cooldown or deviations pursuant to 10CFR50.54(x)

EMERGENCY CLASSIFICATION:

Notification of Unusual Event

MODES 1-4

CRITERIA:

1. EITHER of the following conditions exist:
 - A. Inability to reach required mode within Tech. Spec. limits.
 - B. Deviation from Tech Specs authorized pursuant to 10CFR50.54(x)

RELATED EALS:

	TAB
RCS Leakage	<u>2</u>
Primary to Secondary Leakage	<u>3</u>
RCS Activity	<u>1</u>
	<u> </u>
	<u> </u>
	<u> </u>

PROC./WORK PLAN NO. 1903.010	PROCEDURE/WORK PLAN TITLE: EMERGENCY ACTION LEVEL CLASSIFICATION	PAGE: 100 of 130 CHANGE: 036-04-0
---------------------------------	---	--------------------------------------

ATTACHMENT 4
UNIT 2
SAFETY SYSTEM FUNCTION

6.2

CONDITION:

Reactor Protection System Failure to Complete an Automatic Trip

EMERGENCY CLASSIFICATION:

Alert

MODES 1-2

CRITERIA:

1. A valid RPS trip setpoint is exceeded

AND
2. Ten (10) or more CEAs fail to insert as result of the automatic trip

AND
3. CEAs are inserted either by manual trip or DSS.

RELATED EALS:

TAB

RPS Failure
Core Melt
Core Damage/ICC

6
1
1

PROC./WORK PLAN NO. 1903.010	PROCEDURE/WORK PLAN TITLE: EMERGENCY ACTION LEVEL CLASSIFICATION	PAGE: 101 of 130 CHANGE: 036-04-0
---------------------------------	---	--------------------------------------

ATTACHMENT 4
UNIT 2
SAFETY SYSTEM FUNCTION

6.3

CONDITION:

Reactor Protection System Failure to Complete a Manual Trip

EMERGENCY CLASSIFICATION:

Site Area Emergency

MODES 1-2

CRITERIA:

1. A valid RPS trip setpoint is exceeded

AND
2. Ten (10) or more CEAs fail to insert after the RPS, DSS and manual trip

(Example: 2B7 & 2B8 feeder breakers opened to insert CEAs due to a failure of automatic and manual RPS trips.)

RELATED EALS:

	TAB
Loss of or Challenge to 3 Fission Product Barriers	<u>1</u>
Core Melt	<u>1</u>
Core Damage/ICC	<u>1</u>
	<u> </u>
	<u> </u>
	<u> </u>

PROC./WORK PLAN NO. 1903.010	PROCEDURE/WORK PLAN TITLE: EMERGENCY ACTION LEVEL CLASSIFICATION	PAGE: 102 of 130 CHANGE: 036-04-0
--	--	--

ATTACHMENT 4
UNIT 2
SAFETY SYSTEM FUNCTION

6.4

CONDITION:

Loss of Dose Assessment Capabilities

EMERGENCY CLASSIFICATION:

Notification of Unusual Event

MODES All

CRITERIA:

1. The following conditions exist in the Low Level Radwaste Building:
 - A. SPING is inoperable
 - B. Compacting is in progress
 - C. Inability to obtain and analyze local grab samples every 2 hours.

OR
2. Reactor Building Purge penetration is not isolable and both the applicable SPING and the Process Radiation Monitor are inoperable.

OR
3. All of the following conditions exist for any source of gaseous effluents in the Auxiliary Building, Auxiliary Extension Building, or Spent Fuel Storage Building ventilation systems.
 - A. Applicable SPING is inoperable
 - B. Applicable Process Radiation Monitor is inoperable
 - C. Inability to obtain and analyze local grab samples every 2 hours.

RELATED EALS:

Communications, Dose Assessment

TAB

6

PROC./WORK PLAN NO. 1903.010	PROCEDURE/WORK PLAN TITLE: EMERGENCY ACTION LEVEL CLASSIFICATION	PAGE: 103 of 130 CHANGE: 036-04-0
---------------------------------	---	--------------------------------------

ATTACHMENT 4
UNIT 2
SAFETY SYSTEM FUNCTION

6.5

CONDITION:

Loss of Communications

EMERGENCY CLASSIFICATION:

Notification of Unusual Event

MODES All

CRITERIA:

1. Complete loss of ANY TWO of the following:
 - A. Plant telephone systems (Commercial telephones and microwave)
 - B. Station Radio
 - C. Emergency Notification System

RELATED EALS:

TAB

None

PROC./WORK PLAN NO. 1903.010	PROCEDURE/WORK PLAN TITLE: EMERGENCY ACTION LEVEL CLASSIFICATION	PAGE: 104 of 130 CHANGE: 036-04-0
---------------------------------	---	--------------------------------------

ATTACHMENT 4
UNIT 2
SAFETY SYSTEM FUNCTION

6.6

CONDITION:

Control Room Evacuation

EMERGENCY CLASSIFICATION:

Alert

MODES All

CRITERIA:

- Control Room evacuation is expected to occur OR has already occurred

RELATED EALS:

Control Room Evacuation	TAB
	6

PROC./WORK PLAN NO. 1903.010	PROCEDURE/WORK PLAN TITLE: EMERGENCY ACTION LEVEL CLASSIFICATION	PAGE: 105 of 130 CHANGE: 036-04-0
---------------------------------	---	--------------------------------------

ATTACHMENT 4
UNIT 2
SAFETY SYSTEM FUNCTION

6.7

CONDITION:

Control Room Evacuation and control of shutdown systems not established in 15 minutes.

EMERGENCY CLASSIFICATION:

Site Area Emergency

MODES 1-4

CRITERIA:

- Control Room evacuation has occurred AND control of shutdown systems is not established from local stations within 15 minutes.

RELATED EALS:

TAB	
Core Damage/ICC	<u>1</u>
Decay Heat Removal	<u>6</u>
Core Melt	<u>1</u>
	<u> </u>
	<u> </u>
	<u> </u>

PROC./WORK PLAN NO. 1903.010	PROCEDURE/WORK PLAN TITLE: EMERGENCY ACTION LEVEL CLASSIFICATION	PAGE: 106 of 130 CHANGE: 036-04-0
---------------------------------	---	--------------------------------------

ATTACHMENT 4
UNIT 2
SAFETY SYSTEM FUNCTION

6.8

CONDITION:

Loss of Decay Heat Removal Capabilities

EMERGENCY CLASSIFICATION:

Alert

MODES 5-6

CRITERIA:

1. Loss of Decay Heat Removal capabilities shall be identified as ANY of the following:
 - A. RCS indicates saturated conditions
 - B. Loss of both shutdown cooling trains for >1 hr and S/G's not available for decay heat removal (NA if Fuel Transfer Canal >23 ft)
 - C. HPSI injection required for cooling the core

RELATED EALS:

	TAB
Spent Fuel Accident	5
Core Damage/ICC	1
Radiological Effluents	5
Loss of or Challenge to 3 Fission Product Barriers	1
High Radiation/Airborne	5
Core Melt	1

PROC./WORK PLAN NO. 1903.010	PROCEDURE/WORK PLAN TITLE: EMERGENCY ACTION LEVEL CLASSIFICATION	PAGE: 107 of 130 CHANGE: 036-04-0
---------------------------------	---	--------------------------------------

ATTACHMENT 4
UNIT 2
SAFETY SYSTEM FUNCTION

6.9

CONDITION:

Loss of Both S/Gs as a Heat Removal Method

EMERGENCY CLASSIFICATION:

Site Area Emergency

MODES 1-4

CRITERIA:

1. ALL of the following conditions exist:
 - A. S/G level in BOTH S/Gs is <70"
 - AND
 - B. ECCS Vent System is utilized

RELATED EALS:

	TAB
Containment Radiation	<u>1</u>
RCS Leakage	<u>2</u>
Core Melt	<u>1</u>
Loss of or Challenge to 3 Fission Product Barriers	<u>1</u>
	<u> </u>
	<u> </u>

PROC./WORK PLAN NO. 1903.010	PROCEDURE/WORK PLAN TITLE: EMERGENCY ACTION LEVEL CLASSIFICATION	PAGE: 108 of 130 CHANGE: 036-04-0
---------------------------------	---	--------------------------------------

ATTACHMENT 4
UNIT 2
SAFETY SYSTEM FUNCTION

6.10

CONDITION:

Loss of Control Room Annunciators

EMERGENCY CLASSIFICATION:

Alert

MODES ALL

CRITERIA:

1. Loss of BOTH AC and DC power to 9 or more of the Control Room Annunciator Panels.

RELATED EALS:

TAB

Loss of Control Room Annunciators with a Transient in progress
Electrical Power

6

4

PROC./WORK PLAN NO. 1903.010	PROCEDURE/WORK PLAN TITLE: EMERGENCY ACTION LEVEL CLASSIFICATION	PAGE: 109 of 130 CHANGE: 036-04-0
---------------------------------	---	--------------------------------------

ATTACHMENT 4
UNIT 2
SAFETY SYSTEM FUNCTION

6.11

CONDITION:

Loss of Control Room Annunciators with a Transient in Progress

EMERGENCY CLASSIFICATION:

Site Area Emergency

MODES ALL

CRITERIA:

1. Loss of BOTH AC and DC power to 9 or more of the Control Room Annunciator Panels.

AND

2. A plant transient is initiated OR in progress. (See Section 4.18 of this procedure for the definition of a Plant Transient).

RELATED EALS:

Electrical Power

TAB

4

PROC./WORK PLAN NO. 1903.010	PROCEDURE/WORK PLAN TITLE: EMERGENCY ACTION LEVEL CLASSIFICATION	PAGE: 110 of 130 CHANGE: 036-04-0
---------------------------------	---	--------------------------------------

ATTACHMENT 4
UNIT 2
HAZARDS TO STATION OPERATION

7.1

CONDITION:

Security threat onsite but outside the Protected Area Security Fence (e.g. attempted entry or sabotage which has been stopped outside the security fence).

EMERGENCY CLASSIFICATION:

Notification of Unusual Event

MODES All

CRITERIA:

1. Security threat onsite but outside the Protected Area Security Fence (e.g., attempted entry or sabotage which has been stopped outside the security fence).

or

2. A credible site-specific security threat notification.

RELATED EALS:

TAB

Security Threat

7

PROC./WORK PLAN NO. 1903.010	PROCEDURE/WORK PLAN TITLE: EMERGENCY ACTION LEVEL CLASSIFICATION	PAGE: 111 of 130 CHANGE: 036-04-0
---------------------------------	---	--------------------------------------

ATTACHMENT 4
UNIT 2
HAZARDS TO STATION OPERATION

7.2

CONDITION:

Ongoing security threat within the Protected Area Security Fence but outside of plant buildings.

EMERGENCY CLASSIFICATION:

Alert

MODES All

CRITERIA:

Same as the Condition stated above.

RELATED EALS:

TAB

Security Threat
Fire or Explosion

7
7

PROC./WORK PLAN NO. 1903.010	PROCEDURE/WORK PLAN TITLE: EMERGENCY ACTION LEVEL CLASSIFICATION	PAGE: 112 of 130 CHANGE: 036-04-0
---------------------------------	---	--------------------------------------

ATTACHMENT 4
UNIT 2
HAZARDS TO STATION OPERATION

7.3

CONDITION:

Ongoing security threat within plant buildings but not within the Control Room or vital areas.

EMERGENCY CLASSIFICATION:

Site Area Emergency

MODES All

CRITERIA:

Same as the Condition stated above.

RELATED EALS:

TAB	
Security Threat Fire/Explosion	7
	7

PROC./WORK PLAN NO. 1903.010	PROCEDURE/WORK PLAN TITLE: EMERGENCY ACTION LEVEL CLASSIFICATION	PAGE: 113 of 130 CHANGE: 036-04-0
---------------------------------	---	--------------------------------------

ATTACHMENT 4
UNIT 2
HAZARDS TO STATION OPERATION

7.4

CONDITION:

Ongoing security threat within the Control Room or vital areas.

EMERGENCY CLASSIFICATION:

General Emergency

MODES All

CRITERIA:

Same as the Condition stated above.

RELATED EALS:

None

TAB

PROC./WORK PLAN NO. 1903.010	PROCEDURE/WORK PLAN TITLE: EMERGENCY ACTION LEVEL CLASSIFICATION	PAGE: 114 of 130 CHANGE: 036-04-0
---------------------------------	---	--------------------------------------

ATTACHMENT 4
UNIT 2
HAZARDS TO STATION OPERATION

7.5

CONDITION:

Fire or Explosion Onsite

EMERGENCY CLASSIFICATION:

Notification of Unusual Event

MODES All

CRITERIA:

1. Fire within the Protected Area Security Fence which is not extinguished within 10 minutes.
- OR
2. Explosion causing facility damage.

RELATED EALS:

Fire or Explosion
Security Threat

TAB

7

7

PROC./WORK PLAN NO. 1903.010	PROCEDURE/WORK PLAN TITLE: EMERGENCY ACTION LEVEL CLASSIFICATION	PAGE: 115 of 130 CHANGE: 036-04-0
---------------------------------	---	--------------------------------------

ATTACHMENT 4
UNIT 2
HAZARDS TO STATION OPERATION

7.6

CONDITION:

Fire or Explosion Onsite affecting One Train of ESF Systems

EMERGENCY CLASSIFICATION:

Alert

MODES All

CRITERIA:

1. Fire or explosion onsite
AND
2. A potential or actual loss of a single train of ANY ESF system as a result of the fire or explosion.

RELATED EALS:

Fire or Explosion
Communications, Dose Assessment
Control Room Evacuation

TAB

7

6

6

PROC./WORK PLAN NO. 1903.010	PROCEDURE/WORK PLAN TITLE: EMERGENCY ACTION LEVEL CLASSIFICATION	PAGE: 116 of 130 CHANGE: 036-04-0
---------------------------------	---	--------------------------------------

ATTACHMENT 4
UNIT 2
HAZARDS TO STATION OPERATION

7.7

CONDITION:

Fire or Explosion Onsite affecting Both Trains of ESF Systems

EMERGENCY CLASSIFICATION:

Site Area Emergency

MODES All

CRITERIA:

1. Fire or explosion onsite
AND
2. A potential or actual loss of Both trains of ANY ESF system as a result of the fire or explosion.

RELATED EALS:

TAB

Communications, Dose Assessment
Control Room Evacuation

6

6

PROC./WORK PLAN NO. 1903.010	PROCEDURE/WORK PLAN TITLE: EMERGENCY ACTION LEVEL CLASSIFICATION	PAGE: 117 of 130 CHANGE: 036-04-0
---------------------------------	---	--------------------------------------

ATTACHMENT 4
UNIT 2
HAZARDS TO STATION OPERATION

7.8

CONDITION:

Aircraft Crash, Unusual Aircraft Activity, Train Derailment, Turbine failure, Toxic or Flammable Gas

EMERGENCY CLASSIFICATION:

Notification of Unusual Event

MODES All

CRITERIA:

1. ANY of the following
 - A. Aircraft crash onsite
 - B. Unusual Aircraft activity over the facility
 - C. Train derailment onsite
 - D. Turbine rotating component failure causing rapid plant shutdown
 - E. Toxic or flammable gas release which limits or restricts access to areas required for security or safe operation of the plant.

RELATED EALS:

Fire or Explosion
Security Threat
MSIS
Other Hazards

TAB

7
7
3
7

PROC./WORK PLAN NO. 1903.010	PROCEDURE/WORK PLAN TITLE: EMERGENCY ACTION LEVEL CLASSIFICATION	PAGE: 118 of 130 CHANGE: 036-04-0
---------------------------------	---	--------------------------------------

ATTACHMENT 4
UNIT 2
HAZARDS TO STATION OPERATION

7.9

CONDITION:

Aircraft Crash, Missiles, Toxic or Flammable Gas Affecting One Train of ESF Systems

EMERGENCY CLASSIFICATION:

Alert

MODES All

CRITERIA:

1. ANY of the following
 - A. Aircraft crash onsite
 - B. Missiles/Projectiles from any source
 - C. Toxic or flammable gas release

AND
2. A potential OR actual loss of a single train of ANY ESF system

RELATED EALS:

TAB

Fire or Explosion
Other Hazards

7
7

PROC./WORK PLAN NO. 1903.010	PROCEDURE/WORK PLAN TITLE: EMERGENCY ACTION LEVEL CLASSIFICATION	PAGE: 119 of 130 CHANGE: 036-04-0
---------------------------------	---	--------------------------------------

ATTACHMENT 4
UNIT 2
HAZARDS TO STATION OPERATION

7.10

CONDITION:

Aircraft Crash, Missiles, Toxic or Flammable Gas Affecting Both Redundant ESF Trains

EMERGENCY CLASSIFICATION:

Site Area Emergency

MODES All

CRITERIA:

1. ANY of the following
 - A. Aircraft crash onsite
 - B. Missiles/Projectiles from any source
 - C. Toxic or flammable gas release

AND
2. A potential OR actual loss of BOTH trains of ANY ESF system

RELATED EALS:

Fire or Explosion

TAB

7

PROC./WORK PLAN NO. 1903.010	PROCEDURE/WORK PLAN TITLE: EMERGENCY ACTION LEVEL CLASSIFICATION	PAGE: 120 of 130 CHANGE: 036-04-0
---------------------------------	---	--------------------------------------

ATTACHMENT 4
UNIT 2
NATURAL EVENTS

8.1

CONDITION:

Tornado, Flood, Loss of Dardanelle Reservoir, Earthquake

EMERGENCY CLASSIFICATION:

Notification of Unusual Event

MODES All

CRITERIA:

1. ANY of the following
 - A. Tornado observed on the ground within the Exclusion Area
 - B. Flood - Lake level >340' elev. and rising with forecasted lake level >350' elev.
 - C. Low Level - Lake level <337' AND forecasted by U.S. Army Corp of Engineers to reach 335'
 - D. Earthquake - VERIFIED earthquake accompanied by .01g alarm.

RELATED EALS:

TAB

Natural Events	8

PROC./WORK PLAN NO. 1903.010	PROCEDURE/WORK PLAN TITLE: EMERGENCY ACTION LEVEL CLASSIFICATION	PAGE: 121 of 130 CHANGE: 036-04-0
---------------------------------	---	--------------------------------------

ATTACHMENT 4
UNIT 2
NATURAL EVENTS

8.2

CONDITION:

Tornado, High Winds, Flood, Loss of Dardanelle Reservoir, Earthquake

EMERGENCY CLASSIFICATION:

Alert

MODES All

CRITERIA:

1. ANY of the following

- A. Tornado striking vital facility structures (e.g. housing ES related equipment)
- B. High Winds - Sustained winds of ≥ 72 mph (10 minute average as reported by RDACS from either the 10 or 57 meter instruments).
- C. Flood - Flood waters $\geq 350'$ and are forecasted by U.S. Army Corp of Engineers to reach or exceed 354'
- D. Low Level - Lake level $\leq 335'$ elevation
- E. Earthquake - VERIFIED Earthquake accompanied by .1g alarm.

OR

Any natural event resulting in the potential or actual loss of ONE train of ANY ES system

RELATED EALS:

TAB

Natural Events
Loss of or challenge to all 3 Fission Product Barriers

8

1

PROC./WORK PLAN NO. 1903.010	PROCEDURE/WORK PLAN TITLE: EMERGENCY ACTION LEVEL CLASSIFICATION	PAGE: 122 of 130 CHANGE: 036-04-0
---------------------------------	---	--------------------------------------

ATTACHMENT 4
UNIT 2
NATURAL EVENTS

8.3

CONDITION:

Tornado, High Winds, Flood, Loss of Dardanelle Reservoir, Earthquake

EMERGENCY CLASSIFICATION:

Site Area Emergency

MODES 1-4

CRITERIA:

1. ANY of the following
 - A. High Winds - Sustained winds of ≥ 80 mph (10 minute average as reported by RDACS from either the 10 or 57 meter instruments).
 - B. Flood - Flood Water Level is $> 361'$ elev.
 - C. Low Level - Lake level $\leq 335'$ elev. and Emergency Cooling Pond not available.
 - D. VERIFIED Earthquake $\geq 0.2g$
 - E. Tornado, high wind, flood, low lake level or earthquake resulting in the potential or actual loss of BOTH trains of ANY ESF system.

RELATED EALS:

TAB

Loss of or challenge to all 3 Fission Product Barriers

1

PROC./WORK PLAN NO. 1903.010	PROCEDURE/WORK PLAN TITLE: EMERGENCY ACTION LEVEL CLASSIFICATION	PAGE: 123 of 130 CHANGE: 036-04-0
--	--	--

ATTACHMENT 4
UNIT 2
MISCELLANEOUS EVENTS

9.1

CONDITION:

Other plant conditions exist that warrant increased awareness on the part of the operating staff and state and/or local offsite authorities or involve other than normal controlled shutdown.

EMERGENCY CLASSIFICATION:

Notification of Unusual Event

MODES All

CRITERIA:

An event has occurred and the following conditions exist:

1. This event is not covered by any other EAL

AND
2. This event does not challenge or cause the loss of a fission product barrier

AND
3. In the judgement of the SM/TSC Director/EOF Director this event requires an increased awareness by the ANO Staff and offsite authorities.

RELATED EALS:

	TAB
RCS Activity	<u>1</u>
RCS Leakage	<u>2</u>
Primary to Secondary Leak	<u>3</u>
Radiological Effluents	<u>5</u>
T.S. L.C.O.'s	<u>6</u>
Loss of Indications/Communications/Dose Assessment	<u>6</u>

PROC./WORK PLAN NO. 1903.010	PROCEDURE/WORK PLAN TITLE: EMERGENCY ACTION LEVEL CLASSIFICATION	PAGE: 124 of 130 CHANGE: 036-04-0
---------------------------------	---	--------------------------------------

ATTACHMENT 4
UNIT 2
MISCELLANEOUS EVENTS

9.2

CONDITION:

Other plant conditions exist that warrant precautionary activation of the Technical Support Center and placing the near-site Emergency Operations Facility and other key emergency personnel on standby.

EMERGENCY CLASSIFICATION:

Alert

MODES All

CRITERIA:

The following conditions must exist

1. This event is not covered by any other EAL
- AND
2. This event must either challenge or cause the loss of a fission product barrier.

RELATED EALS:

TAB

RCS Activity	<u>1</u>
RCS Leakage	<u>2</u>
Primary to Secondary Leak	<u>3</u>
Radiological Effluents	<u>5</u>
Decay Heat Removal	<u>6</u>
	<u> </u>

PROC./WORK PLAN NO. 1903.010	PROCEDURE/WORK PLAN TITLE: EMERGENCY ACTION LEVEL CLASSIFICATION	PAGE: 125 of 130 CHANGE: 036-04-0
---------------------------------	---	--------------------------------------

ATTACHMENT 4
UNIT 2
MISCELLANEOUS EVENTS

9.3

CONDITION:

Other plant conditions exist that warrant activation of emergency response facilities and monitoring teams or a precautionary notification to the public near the site.

EMERGENCY CLASSIFICATION:

Site Area Emergency

MODES All

CRITERIA:

The following conditions must exist

1. This event is not covered by any other EAL

AND

2. This event may cause ANY of the following:

- A. Challenge to two fission product barriers
- B. Failure of one fission product barrier and a challenge to another
- C. Failure of 2 fission product barriers

RELATED EALS:

TAB

Core Damage/ICC
Containment Radiation
Decay Heat Removal
Radiological Effluents
RCS Leakage
Primary to Secondary Leak

1

1

6

5

2

3

PROC./WORK PLAN NO. 1903.010	PROCEDURE/WORK PLAN TITLE: EMERGENCY ACTION LEVEL CLASSIFICATION	PAGE: 126 of 130 CHANGE: 036-04-0
---------------------------------	---	--------------------------------------

ATTACHMENT 4
UNIT 2
MISCELLANEOUS EVENTS

9.4

CONDITION:

Plant Conditions Exist That Make Release of Large Amounts of Radioactivity Possible

EMERGENCY CLASSIFICATION:

General Emergency

MODES All

CRITERIA:

The following conditions must exist

1. This event is not covered by any other EAL

AND

2. Events have occurred that make a release of large amounts of radioactivity in a short period of time possible.

RELATED EALS:

TAB

Core Melt
Loss of or Challenge to 3 Fission Product Barriers
Containment Radiation
Radiological Effluents

1

1

1

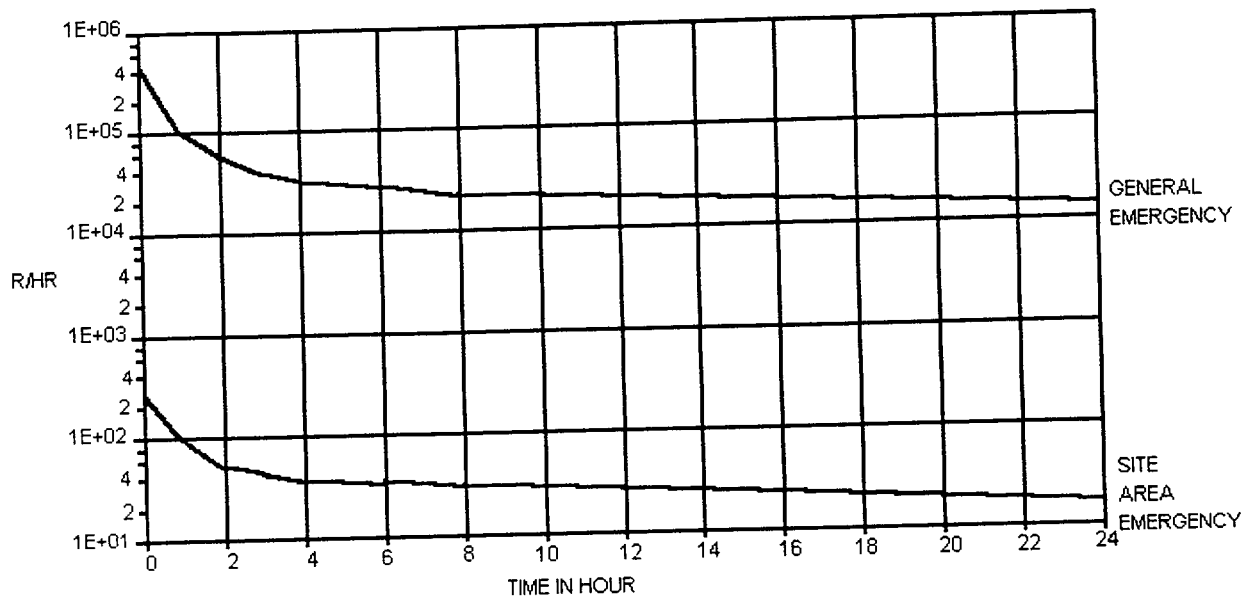
5

PROC./WORK PLAN NO. 1903.010	PROCEDURE/WORK PLAN TITLE: EMERGENCY ACTION LEVEL CLASSIFICATION	PAGE: 127 of 130 CHANGE: 036-04-0
--	--	--

ATTACHMENT 5
UNIT 1

NOTE:
This graph corresponds with 1903.011 Attachment 7 (WITH Spray), SAE equals 1% Clad Failure and GE equals 50% Fuel Overheat.

CONTAINMENT RADIATION EAL PLOT



INSTRUCTIONS

CAUTION

- * In the absence of a significant containment temperature transient, monitor readings should be considered valid.
- * In the event of a significant containment temperature transient, monitor readings may be erratic for a short duration (Ref.IN-97-45, Supplement 1)

A. Determine the containment radiation level.

1. If the plant has been operating at 100% for the past 30 days, use the reading from RE-8060 or RE-8061.
2. If the plant has been operating at less than 100% power for the past 30 days, determine the radiation level as follows:

$$\text{Rad level} = \text{Reading from RE-8060 or RE-8061} \times \frac{100\%}{\text{estimated ave. power for the past 30 days}}$$

B. Determine the time after shutdown (in hours).

C. Find the intersection of the values from A and B on the graph.

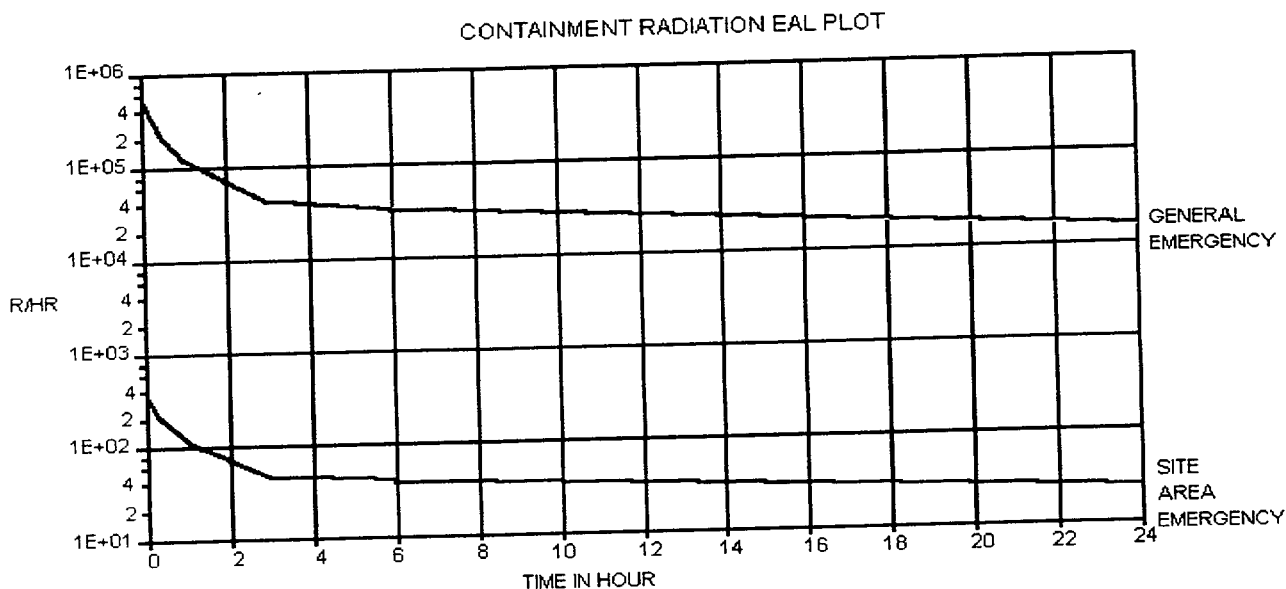
D. Determine the emergency class.

1. SITE AREA EMERGENCY - intersection is between the two curves
2. GENERAL EMERGENCY - intersection is above the upper curve

PROC./WORK PLAN NO. 1903.010	PROCEDURE/WORK PLAN TITLE: EMERGENCY ACTION LEVEL CLASSIFICATION	PAGE: 128 of 130 CHANGE: 036-04-0
--	--	--

ATTACHMENT 6
UNIT 2

NOTE:
This graph corresponds with 1903.011 Attachment 8 (WITH Spray), SAE equals 1% Clad Failure and GE equals 50% Fuel Overheat.



INSTRUCTIONS

CAUTION

- * In the absence of a significant containment temperature transient, monitor readings should be considered valid.
- * In the event of a significant containment temperature transient, monitor readings may be erratic for a short duration (Ref.IN-97-45, Supplement 1)

A. Determine the containment radiation level.

1. If the plant has been operating at 100% for the past 30 days, use the reading from 2RY-8925-1 or 2RY-8925-2.
2. If the plant has been operating at less than 100% power for the past 30 days, determine the radiation level as follows:

$$\text{Rad level} = \text{Reading from 2RY-8925-1 or 2RY-8925-2} \times \frac{100\%}{\text{estimated ave. power for the past 30 days}}$$

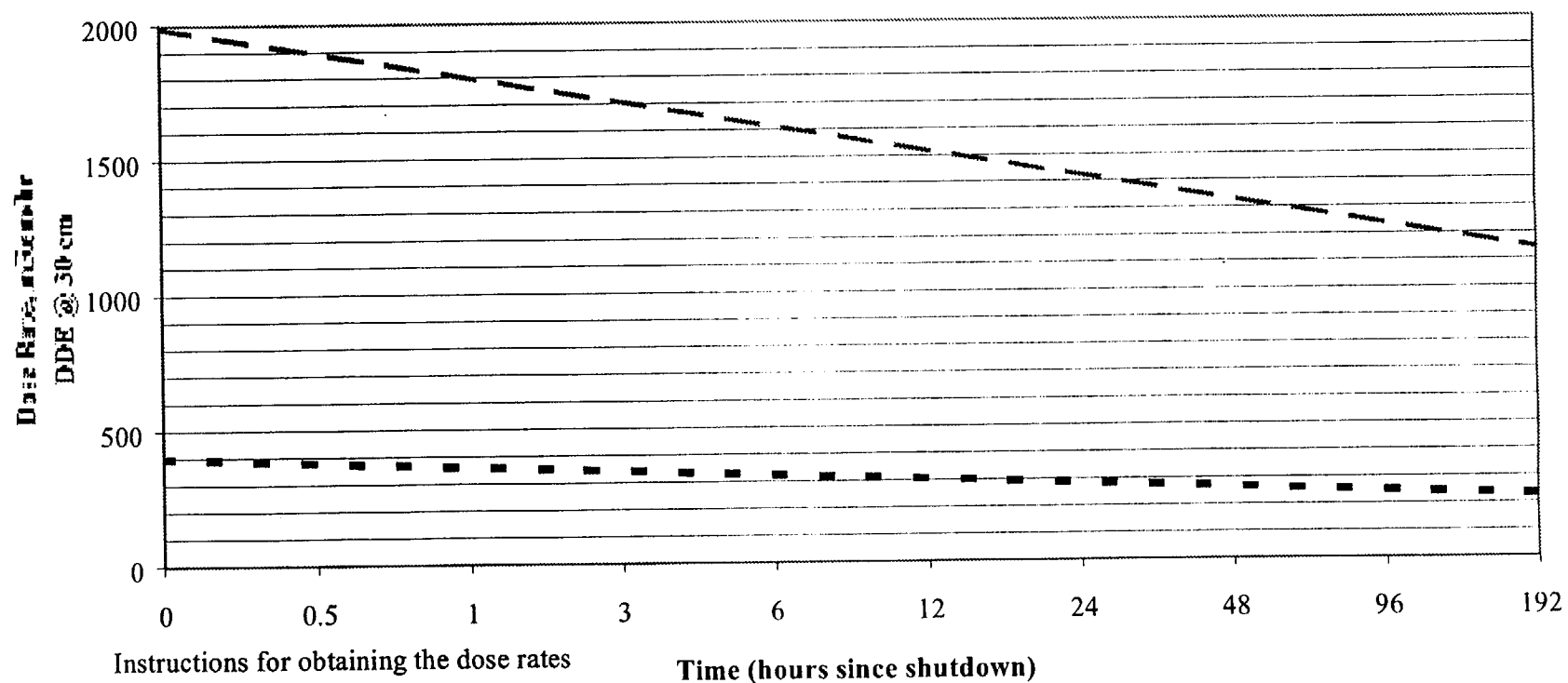
B. Determine the time after shutdown (in hours).

C. Find the intersection of the values from A and B on the graph.

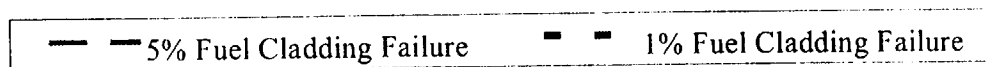
D. Determine the emergency class.

1. SITE AREA EMERGENCY - intersection is between the two curves
2. GENERAL EMERGENCY - intersection is above the upper curve

Attachment 7 (0CNA08005)
Unit 1 Fuel Cladding Failure Radiation Plot
 mRem/hr at SA-229



Instructions for obtaining the dose rates resides in the Chemistry sample procedure.



Attachment 8 (0CNA08005)
Unit 2 Fuel Cladding Failure Radiation Plot
 mRem/hr at 2TCD-19

