

January 25, 2002

U S Nuclear Regulatory Commission  
Attn: Document Control Desk  
Washington, DC 20555

**PRAIRIE ISLAND NUCLEAR GENERATING PLANT**

Docket Nos. 50-282 License Nos. DPR-42  
50-306 DPR-60

**F<sub>Q</sub><sup>A</sup> Methodology and Shutdown Margin During Physics Tests Methodology**

By letter dated December 11, 2000, Prairie Island submitted proposed Improved Technical Specifications (ITS). In support of certain of the proposed specifications, two new methodologies were developed. These two new methodologies are described in detail in Attachments 1 and 2.

Attachment 1 discusses the method by which the required Shutdown Margin (SDM) during PHYSICS TESTS initiated in MODE 2 shall be established for Prairie Island. PHYSICS TEST Exception – MODE 2 was incorporated in Prairie Island proposed ITS, specification 3.1.8. One requirement of the proposed specification is that the SDM remain within the limits provided in the Core Operating Limits Report (COLR) during the performance of the PHYSICS TESTS. The purpose of Attachment 1 is to describe the method by which the SDM limit during physics testing is established for inclusion within the COLR.

Attachment 2 discusses the method by which a factor,  $F_Q^A$ , is to be determined.  $F_Q^A$  is the factor to increase  $F_Q^W(Z)$  in the event measurement indicates that the maximum over  $z$   $\left[ \frac{F_Q^C(Z)}{K(Z)} \right]$  has increased since the previous evaluation of  $F_Q^C(Z)$ . Proposed ITS specification 3.2.1, Heat Flux Channel Factor, ( $F_Q(Z)$ ), requires that, when measurements indicate that the maximum over  $z$  of  $\left[ \frac{F_Q^C(Z)}{K(Z)} \right]$  has increased since the

A001

previous evaluation of  $F_Q^C(Z)$ , either:

- (1) a factor –  $F_Q^A$ , specified in the COLR – must be applied to increase  $F_Q^W(Z)$ , or
- (2) flux map measurements must be taken every 7 effective full power days (EFPD).

After application of  $F_Q^A$ ,  $F_Q^W(Z)$  must meet the limits specified in the COLR. If this requirement is not met, flux map measurements must be taken every 7 EFPD until the maximum over  $z$   $\left[ \frac{F_Q^C(Z)}{K(Z)} \right]$  has not increased, rather than every 31 EFPD as is normally required. Attachment 2 describes the method by which  $F_Q^A$  is determined.

Prairie Island seeks NRC approval of the two methodologies described in Attachments 1 and 2 in support of our conversion to ITS.

In this letter we have made no new Nuclear Regulatory Commission commitments. Please contact Jeff Kivi (651-388-1121) if you have any questions related to this letter.



Mano K. Nazar  
Site Vice President  
Prairie Island Nuclear Generating Plant

c: Regional Administrator - Region III, NRC  
Senior Resident Inspector, NRC  
NRR Project Manager, NRC  
J E Silberg

Attachments:

1. NAD-PI-003, "Prairie Island Nuclear Power Plant Required Shutdown Margin During Physics Tests," Revision 0.
2. NAD-PI-004, "Prairie Island Nuclear Power Plant  $F_Q^W(Z)$  Penalty with Increasing  $\left[ \frac{F_Q^C(Z)}{K(Z)} \right]$  Trend," Revision 0.



---

# **Prairie Island Nuclear Power Plant**

## **Required Shutdown Margin During Physics Tests**

**NAD-PI-003**

**Revision 0**

---

**January, 2001**

**Nuclear Management Company**

**Nuclear Analysis and Design**


**Copyright © 2001 by Nuclear Management Company**


Prairie Island Nuclear Generating Plant  
Required Shutdown Margin during Physics Tests


NAD-PI-003

Revision 0

January, 2001

Prepared by:  Date: 1/16/2001  
Keith G. Dehnbostel

Reviewed by:  Date: 1-16-2001  
H. Oley Nelson

Approved by:  Date: 1/16/2001  
Cliff A. Bonneau

### ABSTRACT

This document is a Topical Report describing the method by which the required Shutdown Margin (SDM) during PHYSICS TESTS initiated in MODE 2 shall be established for the Prairie Island Nuclear Generating Plant.

### LEGAL NOTICE

This report was prepared by or on behalf of Nuclear Management Company (NMC). It is intended for use by NMC personnel only. Use of any information, apparatus, method, or process disclosed or contained in this report by non-authorized personnel shall be considered unauthorized use, unless said personnel have received prior written permission from NMC to use the contents of this report. With respect to unauthorized use, neither NMC, nor any person acting on behalf of NMC:

- a. Makes any warranty or representation, express or implied, with respect to the accuracy, completeness, usefulness, or use of any information, apparatus, method or process disclosed or contained in this report, or that the use of any such information, apparatus, method, or process may not infringe privately owned rights; or
- b. Assumes any liabilities with respect to the use of, or for damages resulting from the use of, any information, apparatus, method, or process disclosed in the report.

## TABLE OF CONTENTS

1.0 INTRODUCTION .....	5
2.0 BACKGROUND .....	5
3.0 METHODOLOGY .....	5
4.0 BASES .....	5
5.0 SUMMARY .....	6
6.0 REFERENCES .....	6

## 1.0 INTRODUCTION

This document discusses the method by which the required Shutdown Margin (SDM) during PHYSICS TESTS initiated in MODE 2 shall be established for the Prairie Island Nuclear Generating Plant.

## 2.0 BACKGROUND

As part of the change to Improved Standard Technical Specifications (ISTS) for Prairie Island, specification 3.1.8: PHYSICS TESTS Exceptions – MODE 2 was incorporated. One requirement of this specification is that the SDM remain within the limits provided in the Core Operating Limits Report (COLR) during the performance of the PHYSICS TESTS. The purpose of this document is to discuss the method by which the SDM limit during physics testing is established for inclusion within the COLR.

## 3.0 METHODOLOGY

For the ISTS, the required SDM during physics testing will be set as 0.5%  $\Delta k$ . This SDM value will be used to determine the limiting reactor configuration allowed during physics testing. The limiting configuration will take into account Rod Cluster Control Assembly (RCCA) positions, reactor thermal power and Reactor Coolant System (RCS) loop average temperature as allowed by specification 3.1.8: PHYSICS TESTS Exceptions – MODE 2. From the limiting reactor configuration, the ability must be maintained to take the reactor 0.5%  $\Delta k$  subcritical in the event of a reactor trip in which all RCCAs that are not inserted or partially inserted drop into the reactor core with the exception of the single RCCA of highest reactivity worth, which is assumed to be fully withdrawn. The required SDM, 0.5%  $\Delta k$ , shall be incorporated within the COLR and the reactor shall never be taken to a more limiting configuration during physics testing.

## 4.0 BASES

The basis for incorporating a restriction on the allowed reactor configuration during physics testing is to ensure that there is sufficient trippable reactivity to bring the reactor to a subcritical condition at any point during physics testing even if the highest worth RCCA is fully withdrawn. There is no specific event or accident that is being protected against for which a specific shutdown margin is required. The purpose of physics testing is to ensure that the operating characteristics of the core are consistent with the design predictions and that the core can be operated as designed. A value of 0.5%  $\Delta k$  shutdown margin was chosen



to provide additional margin in ensuring that the reactor can be taken subcritical in the event of a reactor trip by action of the control rods alone if the highest worth RCCA remains fully withdrawn.

When determining the limiting reactor configuration, consideration is given to the range of thermal power and RCS temperature allowed by specification 3.1.8 since these two parameters may slightly impact SDM. Consideration is also given to the range of control rod patterns allowed during physics testing. For example, when RCCA worths are measured by the boration/dilution technique, all control bank RCCAs may be fully inserted in the reactor core. The shutdown bank RCCAs may also be slightly inserted to return the reactor to a critical configuration if the RCS boron concentration has been slightly over-diluted during the control bank measurements.

## 5.0 SUMMARY

The required SDM during physics testing will be set as 0.5%  $\Delta k$ . The required SDM shall be incorporated within the COLR and the reactor shall never be taken to a more limiting configuration throughout physics testing.

## 6.0 REFERENCES

- 1) NSPNAD-8101-A (latest approved revision), Qualification of Reactor Physics Methods for Application to Prairie Island, October 2000



---

## **Prairie Island Nuclear Power Plant**

**$F_Q^W(Z)$  Penalty with Increasing  $\left[ \frac{F_Q^C(Z)}{K(Z)} \right]$  Trend**

**NAD-PI-004**  
**Revision 0**

---

**January, 2001**

**Nuclear Management Company**  
**Nuclear Analysis and Design**  
**Copyright © 2001 by Nuclear Management Company**


Prairie Island Nuclear Generating Plant


$F_Q^W(Z)$  Penalty with Increasing  $\left[ \frac{F_Q^C(Z)}{K(Z)} \right]$  Trend


NAD-PI-004

Revision 0

January, 2001

Prepared by:  Date: 1/16/2001  
Keith G. Dehnbostel

Reviewed by:  Date: 1-16-2001  
H. Oley Nelson

Approved by:  Date: 1/17/01  
Cliff A. Bonneau

## ABSTRACT

This document is a Topical Report describing the method by which a factor,  $F_Q^A$ , is determined.  $F_Q^A$  is the factor to increase  $F_Q^W(Z)$  in the event measurement indicates that the maximum over  $z$   $\left[ \frac{F_Q^C(Z)}{K(Z)} \right]$  has increased since the previous evaluation of  $F_Q^C(Z)$ .

### LEGAL NOTICE

This report was prepared by or on behalf of Nuclear Management Company (NMC). It is intended for use by NMC personnel only. Use of any information, apparatus, method, or process disclosed or contained in this report by non-authorized personnel shall be considered unauthorized use, unless said personnel have received prior written permission from NMC to use the contents of this report. With respect to unauthorized use, neither NMC, nor any person acting on behalf of NMC:

- a. Makes any warranty or representation, express or implied, with respect to the accuracy, completeness, usefulness, or use of any information, apparatus, method or process disclosed or contained in this report, or that the use of any such information, apparatus, method, or process may not infringe privately owned rights; or
- b. Assumes any liabilities with respect to the use of, or for damages resulting from the use of, any information, apparatus, method, or process disclosed in the report.

## TABLE OF CONTENTS

1.0	INTRODUCTION .....	5
2.0	BACKGROUND .....	5
3.0	METHODOLOGY .....	5
4.0	BASES .....	6
5.0	SUMMARY .....	7
6.0	REFERENCES .....	7

## 1.0 INTRODUCTION

This document discusses the method by which a factor, hereafter referred to as  $F_Q^A$ , shall be determined.  $F_Q^A$  is the factor to increase  $F_Q^W(Z)$  in the event measurement indicates that the maximum over  $z$   $\left[ \frac{F_Q^C(Z)}{K(Z)} \right]$  has increased since the previous evaluation of  $F_Q^C(Z)$ .

## 2.0 BACKGROUND

Improved Standard Technical Specification (ISTS) 3.2.1: Heat Flux Hot Channel Factor ( $F_Q(Z)$ ) requires that when measurements indicate that the maximum over  $z$  of  $\left[ \frac{F_Q^C(Z)}{K(Z)} \right]$  has increased since the previous evaluation of  $F_Q^C(Z)$ , either a factor  $F_Q^A$ , specified in the Core Operating Limits Report (COLR), must be applied to increase  $F_Q^W(Z)$  or flux map measurements must be taken every 7 Effective Full Power Days (EFPD). After application of  $F_Q^A$ ,  $F_Q^W(Z)$  must meet the limits specified in the COLR. If this requirement is not met, flux map measurements must be taken every 7 EFPD until the maximum over  $z$   $\left[ \frac{F_Q^C(Z)}{K(Z)} \right]$  has not increased, rather than every 31 EFPD as is normally required. The purpose of this document is to discuss the method by which the factor  $F_Q^A$  shall be determined.

## 3.0 METHODOLOGY

The computer model and reactor physics methodology that will be used to determine  $F_Q^A$  shall be consistent with that in Reference 1, or another approved methodology. The approach will have two parts. First, a bounding percentage increase at a 95%/95% level of confidence in the maximum over  $z$   $\left[ \frac{F_Q^C(Z)}{K(Z)} \right]$  will be determined. The bounding percentage increase will be determined using historical data at approximately 31 day intervals from at least 3 completed cycles. Second, for each upcoming cycle, the percentage increase in the maximum  $F_Q$  nuclear prediction ( $F_Q^P(Z)$ ) will be calculated over approximately 31 EFPD intervals from the Beginning of the Cycle (BOC) until the End of the Cycle (EOC). The greater of the two values, one based on historical data, and one based on the predicted change in the maximum  $F_Q^P(Z)$  shall be used to set  $F_Q^A$ .  $F_Q^A$  shall be reported in the COLR. The  $F_Q^A$  reported in the COLR may vary with cycle exposure. The maximum  $F_Q^P(Z)$  values may be

taken from a predictive cycle depletion from BOC to EOC assuming nominal operating conditions.

#### 4.0 BASES

The basis for increasing the  $F_Q^W(Z)$  by an additional factor,  $F_Q^A$ , based on observed changes in  $\left[ \frac{F_Q^C(Z)}{K(Z)} \right]$  between flux maps lies in the requirement that flux maps be taken only once every 31 EFPD. The concern is that if  $\left[ \frac{F_Q^C(Z)}{K(Z)} \right]$  shows an increasing trend between two successive flux maps, it may increase by such an amount during the next 31 EFPD that  $F_Q^W(Z)$  could exceed the  $F_Q(Z)$  limit prior to the taking of the next map. Applying the factor  $F_Q^A$  to  $F_Q^W(Z)$  based on the maximum expected increase in  $F_Q^P(Z)$  should ensure that the COLR limit on  $F_Q(Z)$  will not be exceeded prior to the taking of the next map. Furthermore, establishing a minimum value for  $F_Q^A$  based on historical changes in the maximum over  $z$  of  $\left[ \frac{F_Q^C(Z)}{K(Z)} \right]$  adds conservatism to the calculation of  $F_Q^A$ .

Using  $F_Q^P(Z)$  prior to the application of any calculated  $V(Z)$  penalty to determine the factor  $F_Q^A$  is consistent with the plant monitoring the trend in  $\left[ \frac{F_Q^C(Z)}{K(Z)} \right]$  to determine whether to apply the factor  $F_Q^A$ .

The  $V(Z)$  factor is applied to  $\left[ \frac{F_Q^C(Z)}{K(Z)} \right]$  to account for variations from steady state operation.

The concern over increasing trends in  $\left[ \frac{F_Q^C(Z)}{K(Z)} \right]$  is in regard to the base nuclear  $F_Q(Z)$  prior to application of the  $V(Z)$  factor. Use of 31 EFPD in the calculation of the factor  $F_Q^A$  is consistent with the maximum period allowed between flux maps and will therefore provide for the maximum observed increase in  $F_Q^P(Z)$  between flux maps.



## 5.0 SUMMARY

A factor  $F_Q^A$  will be calculated which is the amount by which  $F_Q^W(Z)$  will be increased if the maximum over  $z$  of  $\left[ \frac{F_Q^C(Z)}{K(Z)} \right]$  increases for any two consecutive measurements.  $F_Q^A$  will be determined by considering both increases in the maximum over  $z$  of  $\left[ \frac{F_Q^C(Z)}{K(Z)} \right]$  from previous cycles and also increases in  $F_Q^P(Z)$ , the maximum  $F_Q$  nuclear prediction, over approximately 31 EFPD operating periods from BOC until EOC for the cycle of interest.  $F_Q^A$  may vary with cycle exposure.  $F_Q^A$  shall be included in the COLR.

## 6.0 REFERENCES

- 1) NSPNAD-8101-A (latest approved revision), Qualification of Reactor Physics Methods for Application to Prairie Island, October 2000