

Final Submittal

(Blue Paper)

1. Reactor Operator Written Examination

**CRYSTAL RIVER EXAM
50-302/2002-301**

JAN. 28 - FEB. 6, 2002

1. 4-10 001/ 7/ / 0170502001/ 017G2.2.34/ 2.8/ 3.2/ 33 [2/3]/ NI

Given the following plant conditions:

PZR off scale low

RCS pressure 1200 psig and decreasing slowly

Core Exit Thermocouples (CETs) reading 950°F and increasing slowly

NI-1/2 reading 5000 cps and increasing

Self Powered Neutron Detectors (SPNDs) current readings increasing

Which of the following would explain the excore detectors increasing value?

- A. Boron precipitation in the core.
- B. Fuel coefficients effects.
- ✓C. Voiding in the downcomer.
- D. Temperature effects on the excore detectors.

A. Boron would be decreasing the neutron population.

B. Fuel coefficients would have a negative affect on neutron population.

C. CORRECT: Given the conditions with the plant in region 3 of ICC would have downcomer voiding which will increase leakage for the excore detectors.

D. Temperature will not cause the indication to increase in the detectors.

NEW 2002 NRC exam KEH 10/3/01

KEY WORDS:

Objective	Lesson Pla	Task Numbe	K/A	RO Import.	SRO Import	Initial/Re	System
7		0170502001	017G2.2.34	2.8	3.2	33 [2/3]	NI

ANSWERS:

Single

Points 1

Version Answers:

0 1 2 3 4 5 6 7 8 9
C D A B C D A B C D

☒ Scramble Choices

Scramble Range: A -

D

2. 4-11 001/ 3/ / 0830102005/ G2.1.19/ 3.0/ 3.0/ 33-[1]/ COMPUTER

Which of the following control room indications is available to verify that none of the 52 Core Exit Thermocouples have failed low?

- ✓A. Plant computer core map diagram.
- B. Flashing incore temperature on the SPDS screens.
- C. Flashing indication on the extended range core exit thermocouple display.
- D. Incore recorder displays 000 for any of the 52 CETs failed low.

Reasons:

- A. Correct, the plant computer has a CET display that includes the temperature of each of the CET location and any bad readings are identified.
- B. SPDS has several flashing alarms for parameters out of range; incore CETs is not one of those alarms.
- C. The extended range core exit thermocouple displays do not have a flashing function.
- D. Recorder only looks at 16 selected CETs, not all 52.

New question written for Sept 2000 RO and SRO exam. (3-9-2000 mg)

Modified 8-10-00 to add new distractor (D) and reorder answers according to length. CMC
REPEAT

KEY WORDS:

Objective	Lesson Pla	Task Numbe	K/A	RO Import.	SRO Import	Initial/Re	System
3		0830102005	G2.1.19	3.0	3.0	33-[1]	COMPUTER

ANSWERS:

Single

Points 1

Version Answers:

0 1 2 3 4 5 6 7 8 9
A B C D A B C D A B

☒ Scramble Choices

Scramble Range: A -

D

3. 4-11 002/ 2/ / 0170502001/ 017A1.01/ 3.7/ 3.9/ 33 [1]/ SPDS

Which of the following explain the SPDS core exit thermocouple (CET) input(s) for display of Inadequate Core Cooling (ICC)?

- A. SPDS directly selects the highest from all 52 CETs.
 - B. SPDS directly selects the average of the 16 (EQ) CETs.
 - ✓C. SPDS is provided the highest of the 8 (EQ) CETs from its respective Chessel recorder.
 - D. SPDS is provided the average of the 8 (EQ) CETs from its respective Chessel recorder.
- A. SPDS does not directly select from the core CETs for its input.
 B. SPDS does not directly select CETs.
 C. CORRECT: The SPDS is fed from its respective Chessel the high select CET.
 D. The Chessel provides the CET input but SPDS does not use the average.

NEW 2002 NRC exam KEH 10/3/01

KEY WORDS:

Objective	Lesson Pla	Task Numbe	K/A	RO Import.	SRO Import	Initial/Re	System
2		0170502001	017A1.01	3.7	3.9	33 [1]	SPDS

ANSWERS:

Single

Points 1

Version Answers:

0 1 2 3 4 5 6 7 8 9
 C D A B C D A B C D

☒ Scramble Choices

Scramble Range: A -

D

4. 4-13 001/ 5/ / 0130502001/ 013A2.06/ 3.7/ 4.0/ 33-[1]/ ESAS

Given the following plant conditions:

- RCS Pressure 2155 psig.
- RCS Temperature 579° F.
- RB1 for "B" Train is tripped in accordance with OP-507.

Which of the following correctly identifies the ES system response to a low failure (0 psig) of RC-3A-PT4 (channel 2 ES)?

- A. HPI, LPI, and RBIC would actuate on both trains.
- B. HPI and LPI would actuate on both trains.
- C. HPI and LPI would actuate on "A" train.
- ✓D. HPI and LPI would actuate on "B" train.

A- Only the "B" channel has two channels actuated

B- Only one train (B) is affected

C- Only the (B) train is affected

D- Correct RB1 on the (B) train and the #2 channel would actuated the (B) Train

See OP-507 Limit and Precaution

BANK QUESTION 2002 NRC EXAM 5/10/2001 KEH (RO ONLY)

BANK

KEY WORDS:

Objective	Lesson Pla	Task Numbe	K/A	RO Import.	SRO Import	Initial/Re	System
5		0130502001	013A2.06	3.7	4.0	33-[1]	ESAS

ANSWERS:

Single

Points

Version Answers:

0 1 2 3 4 5 6 7 8 9

☒ Scramble Choices

Scramble Range: A -

5. 4-14 002/ 3/ / 0410102007/ G2.2.2/ 3.5/ 3.5/ 33-[2/3]/ ICS

The following plant conditions exist:

- Plant is operating \approx 20% power
- Both Main Feedwater Loop Master Hand/Auto stations are in HAND
- SUCV position \approx 95% open.
- LLCV position \approx 5% open

I&C technicians have requested that the "B" train SUCV and LLCV hand/auto stations be taken to hand in order to record some data on the proportional/integral module supplying the input to these stations. Permission is received and these stations are placed in manual.

Which of the following describes the minimum required actions to return the FW control valve stations to automatic?

- A. Place the SUCV in auto first, then place the LLCV in auto.
- ✓B. Place the LLCV in auto first, then place the SUCV in auto.
- C. Place the "B" Loop Master Hand/Auto station into auto first, place the SUCV to auto second and the LLCV to auto third.
- D. Place both Loop Master Hand/Auto stations into auto first, place the LLCV to auto second and the SUCV to auto third.

Reasons:

- A. The LLBV must be open at this point. The SUCV cannot be placed in automatic first if the LLBV is open.
- B. CORRECT
- C. The position of the Loop Hand/Auto stations is not a factor in placing the control valves back to automatic. The SUCV cannot be placed in automatic first if the LLBV is open.
- D. The position of the Loop Hand/Auto stations is not a factor in placing the control valves back to automatic.

5. 4-14 002/ 3/ / 0410102007/ G2.2.2/ 3.5/ 3.5/ 33-[2/3]/ ICS

Unmodified repeat question from LOI 99-01 program; NRCN

Modified 8-2-00 CMC

BANK; modified sentence structure with comma per LM (NRC) 7/27/01 Modified symbol (typo) 12/6/01

KEY WORDS:

Objective	Lesson Pla	Task Numbe	K/A	RO Import.	SRO Import	Initial/Re	System
3		0410102007	G2.2.2	3.5	3.5	33-[2/3]	ICS

ANSWERS:

Single

Points 1

Version Answers:

0 1 2 3 4 5 6 7 8 9

B C D A B C D A B C

☒ Scramble Choices

Scramble Range: A -

D

6. 4-14 003/ 3/ / 0410102003/ 059K4.18/ 2.8/ 3.0/ 33 [1]/ ICS

Which of the following is a function of the Rapid Feedwater Reduction (RFR) feature of ICS?

- A. Reduces both main feedwater loop master hand/auto stations demand to zero.
- ✓B. Inserts a negative error to the low load and startup control valves.
- C. Inserts a rapid closure signal to both main feedwater block valves.
- D. Selects main feedwater pumps to delta pressure control.

A. A zero demand is inserted downstream of the loop masters, however, the loop masters are not driven to zero by RFR.

B. CORRECT: This negative error closes the valves and it will be released at 2.5" above low level limits, however, this is what RFR does to reduce feedwater.

C. The closure speed of the main block valves is the same, there is no rapid closure capabilities.

D. Delta P control of the pumps is a function of the MBVs position.

NEW 2002 NRC exam KEH 10/4/01

KEY WORDS:

Objective	Lesson Pla	Task Numbe	K/A	RO Import.	SRO Import	Initial/Re	System
3		0410102003	059K4.18	2.8	3.0	33 [1]	ICS

ANSWERS:

Single

Points 1

Version Answers:

0 1 2 3 4 5 6 7 8 9

B C D A B C D A B C

☒ Scramble Choices

Scramble Range: A -

D

7. 4-25 001/ 4/ / 0720402003/ 072A3.01/ 2.9/ 3.1/ 33 [1]/ RM

Given the following plant conditions:

100% power

RM-A5 sample pump trips

Rad monitor control panel indicates high flow alarm

Which of the following is the final control complex ventilation lineup?

- A. The 17 fans trip; Control room dampers remain in their normal lineup.
- B. The 17 fans trip; Control room dampers reposition to their recirculation lineup.
- ✓C. The 17 fans remain running; Control room dampers remain in their normal lineup.
- D. The 17 fans remain running; Control room dampers reposition to their recirculation lineup.

A. The high flow alarm is from the pump trip, RM-A5 did not actuate any actions.

B. The high flow alarm is from the pump trip, RM-A5 did not actuate any actions.

C. CORRECT: The high flow alarm is from the pump trip, RM-A5 did not actuate any actions.

A. The high flow alarm is from the pump trip, RM-A5 did not actuate any actions.

NEW 2002 NRC exam KEH 10/3/01

KEY WORDS:

Objective	Lesson Pla	Task Numbe	K/A	RO Import.	SRO Import	Initial/Re	System
4		0720402003	072A3.01	2.9	3.1	33 [1]	RM

ANSWERS:

Single

Points 1

Version Answers:

0 1 2 3 4 5 6 7 8 9

☒ Scramble Choices

C D A B C D A B C D

Scramble Range: A -

D

8. 4-25 002/ 3,4/ / 0680103002/ G2.3.11/ 2.7/ 3.2/ 33-[2/3]/ RM

The following conditions exist:

- The plant is in Mode 5.
- The "A" decay heat removal train is in operation.
- The Nuclear Services Closed Cycle Cooling Raw Water (SW-RW) system has been shutdown to repair a leak in the common RWP discharge piping.

The Primary Plant Operator (PPO) reports that he is trying to start a primary side release but can not get WDV-892, Liquid Release Discharge Isolation Valve, to open.

Which of the following describes the operation of WDV-892 under these conditions?

- A. WDV-892 should open as long as RM-L2 is not in high alarm.
- B. WDV-892 will not open if SDV-90, SDT-1 Release Isolation Valve, is open.
- C. WDV-892 should open as long as RWP-3A, Decay Heat Raw Water Pump, is running.
- ✓D. WDV-892 will not open unless RM-L2/7 bypass is in bypass.

Reasons:

- A. WDV-892 should open as long as RM-L2 is not in high alarm. For WDV-892 to open you must have RM-L2 reset and one of the RW-SW pump running OR RM-L2 reset and the RM-L2/7 bypass switch is in bypass.
- B. WDV-892 will not open if SDV-90 is open. There are no interlocks between SDV-90 and WDV-892. SDV-90 does use the RM-L2/7 bypass key switch.
- C. WDV-892 should open as long as RWP-3A is running. The interlock for WDV-892 uses only contacts from RWP-1, RWP-2A, or RWP-2B. SDV-90 uses contacts from RWP-3A or RWP-3B.
- D. Correct, WDV-892 will not open unless RM-L2 reset and one of the RW-SW pump running OR RM-L2 reset and the RM-L2/7 bypass switch is in bypass, neither of these conditions are met.

8. 4-25 002/ 3,4/ / 0680103002/ G2.3.11/ 2.7/ 3.2/ 33-[2/3]/ RM
NOB 2002 NRC exam KEH 10/12/01

LOI-99-01 FPCF; LOI1-T8AR/T8AS; LOI1-T8BR/T8BS

KEY WORDS:

Objective	Lesson Pla	Task Numbe	K/A	RO Import.	SRO Import	Initial/Re	System
3,4		0680103002	G2.3.11	2.7	3.2	33-[2/3]	RM

ANSWERS:Points **Version Answers:**

0 1 2 3 4 5 6 7 8 9

D	A	B	C	D	A	B	C	D	A
---	---	---	---	---	---	---	---	---	---

☒ Scramble Choices

Scramble Range: A -

9. 4-28 001/ 4/ / 0010102011/ 001A4.04/ 3.9/ 3.6/ 33-[1]/ CRD

Given the following plant conditions:

- All Integrated Control System (ICS) stations are in "automatic".
- Reactor power is 100%.

It is desired to adjust power imbalance using the Axial Power Shaping Rods (APSRs).

Which of the following is the minimum action required for all the APSRs to respond to the IN/OUT switch?

- A. The diamond control station must be placed in "Manual" and "Group Select Switch" must be selected to "Group 8" position.
- B. "Sequence Override" must be selected at the diamond control station and "Group Select Switch" must be selected to "Group 8" position.
- C. The "Single Select Switch" must be in "All" and "Group Select Switch" must be selected to "Group 8" position.
- ✓D. The "Group Select Switch" must be in the "Group 8" position.

OP-502 Section 4.5

A,B,C: Group 8 may be moved manually without disturbing AUTO operations, only need to select group 8 on the group select switch and they are at the control of the operator.

NRC 11-93; CP FPC final; ROTs M - 5B; ROTs N - FPCF; ROTs O - T5
ADDITIONAL K/A 014A4.02 3.4/3.2

BANK QUESTION 2002 NRC EXAM (RO ONLY) 5/10/2001 KEH
BANK

KEY WORDS:

Objective	Lesson Pla	Task Numbe	K/A	RO Import.	SRO Import	Initial/Re	System
4		0010102011	001A4.04	3.9	3.6	33-[1]	CRD

ANSWERS:

Single

Points 1

Version Answers:

0 1 2 3 4 5 6 7 8 9
D A B C D A B C D A

☒ Scramble Choices

Scramble Range: A -

D

10. 4-28 002/ 3/ / 0010102009/ 014A2.04/ 3.4/ 3.9/ 33-[1]/ CRD

Given the following plant conditions:

- Group 7, Rod 3 (Rod 7-3) had been previously stuck.
- Rod 7-3 has been freed using procedure OP-502.
- The Relative Position Indication (RPI) on the Position Indication (PI) panel for Rod 7-3 does not agree with its Absolute Position Indication (API).

What is required to realign Rod 7-3 RPI to match Rod 7-3 API?

- A. Move all group 7 rods to Rod 7-3 API and realign all group 7 rods with Rod 7-3 RPI.
- B. Insert all group 7 rods to the in-limit and realign all the rods to the Zero position, using RPI.
- C. Withdraw all group 7 rods to the nearest zone indicating lamp and realign all group 7 rods (API and RPI) to the zone reference indication.
- ✓D. Select Rod 7-3 on the group and single select switch, and use the reset pulser to align RPI with API.

OP-502 section 4.18

A,B,C: RPI is a stepping motor that must be electrically reset to the actual position. Due to freeing the stuck rod the motor would have moved without the rod actually moving.

NRC 11-93; ROT-4-28 B15 & B16; ROTs J - T10A; CP FPC final; ROTs M - T7; ROTs N - T2 & T2A; ROTs O - T5
ADDITIONAL K/A 005A1.05 3.4/3.4

BANK QUESTION 2002 NRC EXAM (RO ONLY) KEH 5/10/2001
BANK

KEY WORDS:

Objective	Lesson Pla	Task Numbe	K/A	RO Import.	SRO Import	Initial/Re	System
3		0010102009	014A2.04	3.4	3.9	33-[1]	CRD

ANSWERS:

Single

Points 1

Version Answers:

0 1 2 3 4 5 6 7 8 9
D A B C D A B C D A

☒ Scramble Choices

Scramble Range: A -

D

11. 4-29 001/ 6/ / 0330103008/ 033K3.03/ 3.0/ 3.3/ 88-[1]/ SF

The following plant conditions exist:

- Spent fuel pool temperature is increasing.
- Spent fuel pool boron concentration is constant.
- Nuclear Services Surge Tank, SWT-1, low-low level alarm has been received.

The spent fuel pool:

- A. has an increased number of fuel assemblies.
- B. ventilation has been secured.
- C. level is decreasing.
- ✓D. cooling has been lost.

A- SWT level would not be affected from fuel assemblies added

B- Ventilation would not affect temperature fast enough to see a rise

C- Level decreasing would not be in the SFP with SWT level decreasing

D- Correct. A level decrease in SWT would tend toward a loss of SW and loss of cooling

NRC 11-93; CP FPC final; ROTs M - T4

BANK QUESTION 2002 NRC EXAM (RO ONLY) KEH 5/10/2001

BANK

KEY WORDS:

Objective	Lesson Pla	Task Numbe	K/A	RO Import.	SRO Import	Initial/Re	System
6		0330103008	033K3.03	3.0	3.3	88-[1]	SF

ANSWERS:

Single

Points 1

Version Answers:

0 1 2 3 4 5 6 7 8 9
D A B C D A B C D A

☒ Scramble Choices

Scramble Range: A -

D

12. 4-31 001/ 2/ / 0190502002/ 035K4.01/ 3.6/ 3.8/ 33-[2/3]/ EFIC

Following an overcooling accident the following conditions exist:

- EFIC has actuated
- EFIC has been bypassed on all 4 channels
- EFW is the only FW source to the OTSGs
- "A" OTSG level is 14".
- "A" OTSG pressure is 400 psig.
- "B" OTSG level is 32".
- "B" OTSG pressure is 900 psig.
- RCS pressure is 1900 psig
- RCP-1A is shutdown.

Which of the following describes how EFIC will control the fill rate for "A" OTSG?

- ✓A. EFIC will attempt to fill the "A" OTSG as quickly as possible (no rate limit) until Low Level Limit conditions are established.
- B. EFIC will attempt to fill the "A" OTSG as quickly as possible (no rate limit) until OTSG pressure is above 600 psig.
- C. EFIC will raise the level in "A" OTSG at a rate between 2" and 8" per minute based on OTSG pressure.
- D. EFIC will raise the level in "A" OTSG at a rate between 2" and 8" per minute based on RCS cooldown rate.

12. 4-31 001/ 2/ / 0190502002/ 035K4.01/ 3.6/ 3.8/ 33-[2/3]/ EFIC

Reasons:

- A. Correct: The "A" OTSG is has no rate limit restriction other than the cavitating venturis because the level is below LLL and at least one RCP is running. FOGG is not a factor in the feeding of the OTSGs because EFIC has been bypassed, removing the FOGG logic.
- B. The "A" OTSG is has no rate limit restriction other than the cavitating venturis because the level is below LLL and at least one RCP is running. However, this control method does not end based on OTSG pressure It will continue until Low Level Limits are established or all RCPs are shutdown.
- C. Below Low Level Limits with RCPs in operation the 2"-8" ramp rate is not in effect.
- D. Below Low Level Limits with RCPs in operation the 2"-8" ramp rate is not in effect.

New question written for Sept 2000 RO and SRO exam. (3-22-2000 mg)

REPEAT

KEY WORDS:

Objective	Lesson Pla	Task Numbe	K/A	RO Import.	SRO Import	Initial/Re	System
2		0190502002	035K4.01	3.6	3.8	33-[2/3]	EFIC

ANSWERS:

Single

Points 1

Version Answers:

0 1 2 3 4 5 6 7 8 9
A B C D A B C D A B

☒ Scramble Choices

Scramble Range: A -

D

13. 4-37 001/ 2/ / 0600502001/ 061K1.01/ 4.1/ 4.1/ 33 [1]/ AFW

Which of the following identifies the seismic class isolation between the Auxiliary Feedwater Pump (FWP-7) and the OTSG system?

- A. AFW pump discharge valve FWV-215.
- B. AFW control valves FWV-216/217.
- C. AFW isolation valves FWV-222/223.
- ✓D. AFW check valves FWV-269/270.

A. This valve is normally open at the pump discharge and is not the class isolation.

B. These control valves are normally closed however, they are not class isolation valves.

C. These manual isolation valves are normally open and are not used as class isolation valves.

D. CORRECT: these safety grade check valves are used as the class isolation valves.

NEW 2002 NRC EXAM KEH (INPO BANK) 8/28/01

KEY WORDS:

Objective	Lesson Pla	Task Numbe	K/A	RO Import.	SRO Import	Initial/Re	System
2		0600502001	061K1.01	4.1	4.1	33 [1]	AFW

ANSWERS:

Single

Points 1

Version Answers:

0 1 2 3 4 5 6 7 8 9

☒ Scramble Choices

D A B C D A B C D A

Scramble Range: A -

D

14. 4-60 001/ 7/ / 0020202002/ 003A2.01/ 3.5/ 3.9/ 11-[2/3]/ RCP SEAL

Given the following plant conditions:

The plant is operating at 100% power

Slowly over the last month RCP seal parameters have been changing

The following is today's RCP seal data:

RCP SEAL STAGE PRESSURE (psig)

Time	RCP-1A		RCP-1B		RCP-1C		RCP-1D		
	2nd Stage	3rd Stage	2nd Stage	3rd Stage	2nd Stage	3rd Stage	2nd Stage	3rd Stage	
0100	1300	700	1400	800	1550	900	1425	725	
0400	1325	725	1375	825	1575	925	1425	775	
0700	1300	700	1400	800	1550	950	1400	775	
1000	1325	725	1400	800	1575	1035	1450	800	
1300	1350	725	1400	800	1575	1125	1450	800	

Dumpster clicks per minute at 1300.

3	2	3	2
---	---	---	---

Based on the above data which of the following describes the proper course of action?

- A. Immediately trip RCP-1C and go to AP-545, Plant Runback.
- B. Reduce power to < 90% per AP-510, Rapid Power Reduction, trip RCP-1C and go to AP-545, Plant Runback.
- ✓C. Reduce power to < 72% per OP-204, Power Operations, and trip RCP-1C.
- D. Immediately trip the reactor and enter EOP-02, Vital System Status, monitor RCP-1C per OP-302, RCP Operations.

14. 4-60 001/ 7/ / 0020202002/ 003A2.01/ 3.5/ 3.9/ 11-[2/3]/ RCP SEAL

Reasons:

A., B. & D. RCP-1C total seal leakage is 2.55 gpm and increasing gradually.
Per OP-302, RCP Operation, the correct action is to reduce power
to < 72% per OP-204, Power Operations, and trip RCP-1C.

From Enclosure 3 CBO flow is 1.88 gpm and Dumpster flow is .7 gpm from enclosure 4. The
two are added together to be 2.58 gpm and the flow has increased gradually. OP-302 has the
power reduced and trip RCP when >2.5 gpm. OP-302 step 4.7.2.4

Provide OP-302; ROTs O - T13 , NRCM;
ADDITIONAL K/A 015AK2.07 2.9/2.9

MODIFIED 5/10/2001 KEH READY TO USE ON NRC EXAM 2002 (RO ONLY)
MODIFIED BANK

KEY WORDS:

Objective	Lesson Pla	Task Numbe	K/A	RO Import.	SRO Import	Initial/Re	System
7		0020202002	003A2.01	3.5	3.9	11-[2/3]	RCP SEAL

ANSWERS:

Single

Points 1

Version Answers:

0 1 2 3 4 5 6 7 8 9

☒ Scramble Choices

C D A B C D A B C D

Scramble Range: A -

D

15. 4-60 002/ 3,4,8/ / 0020302001/ 010K2.03/ 2.8/ 3.0/ 33 [1]/ PORV

Given the following plant conditions:

Loss of Main Feedwater

Reactor Trip

PORV opened and then closed

"PORV Safety Valve Open" alarm (I-5-1) is actuated

Which of the following will reset and clear the "PORV Open" alarm?

- A. Manually depress the alarm acknowledge pushbutton.
 - B. Automatically will reset once the ultrasonic monitor needle drops back below the red portion of the meter.
 - C. Automatically will reset once tailpipe temperature decreases below 150°F.
 - ✓D. Manually reset in Tsat cabinet in the "B" ES 4160V switchgear room.
- A. The alarm is locked in until reset in the 4160V SWGR room.
 B. No auto reset from ultrasonic, the slide bar alarm setpoint will reflash the alarm.
 C. No auto reset from tailpipe temperatures.
 D. CORRECT: This alarm locks in, and must be reset locally in "B" 4160V SWGR room.

NEW 2002 NRC exam KEH 10/4/01

KEY WORDS:

Objective	Lesson Pla	Task Numbe	K/A	RO Import.	SRO Import	Initial/Re	System
3,4,8		0020302001	010K2.03	2.8	3.0	33 [1]	PORV

ANSWERS:

Single

Points 1

Version Answers:

0 1 2 3 4 5 6 7 8 9
 D A B C D A B C D A

☒ Scramble Choices

Scramble Range: A -

D

16. 4-61 001/ 9/ / 0710403004/ 071K5.04/ 2.5/ 3.1/ 11-[2/3]/ WG

During normal operation, you receive the following sample results on WDT-1A, the "A" Waste Gas Decay Tank.

- Hydrogen concentration is 6% by volume.
- Oxygen concentration is 3% by volume.

Which of the following describes the required actions for this condition?

- A. Without delay take action to reduce the hydrogen concentration to less than 4%. Waste gas additions to the tank may continue.
- B. Without delay take action to reduce the hydrogen concentration to less than 4%. Immediately suspend all waste gas additions to the tank.
- ✓C. Without delay take action to reduce the oxygen concentration to less than 2%. Waste gas additions to the tank may continue.
- D. Without delay take action to reduce the oxygen concentration to less than 2%. Immediately suspend all waste gas additions to the tank.

Reasons:

- A. Per the ODCM, actions are taken to reduce oxygen concentration, not hydrogen.
- B. The ODCM does not prohibit waste gas additions.
- C. Correct, per ODCM 2.18.
- D. The ODCM does not prohibit waste gas additions.

Provide the ODCM; New question written for LOI-99-01 SRO and RO Audit exam. (8-2-2000 jo)

BANK

KEY WORDS:

Objective	Lesson Pla	Task Numbe	K/A	RO Import.	SRO Import	Initial/Re	System
9		0710403004	071K5.04	2.5	3.1	11-[2/3]	WG

16. 4-61 001/ 9/ / 0710403004/ 071K5.04/ 2.5/ 3.1/ 11-[2/3]/ WG

ANSWERS:

Single

Points 1

Version Answers:

0 1 2 3 4 5 6 7 8 9

C	D	A	B	C	D	A	B	C	D
---	---	---	---	---	---	---	---	---	---

☒ Scramble Choices

Scramble Range: A -

D

17. 4-92 001/ 5/ / 1150102003/ COCG2.1.17/ 3.5/ 3.6/ 33-[1]/ AI-412

The Superintendent Shift Operations (SSO) directs you, with a face to face communication, to line up the "B" Make-Up Pump (MUP-1B) for a surveillance.

What communication requirement is NOT necessary for this exchange?

The use of:

- A. Repeat backs or paraphrasing the message.
- ✓B. Title/name identifiers.
- C. Confirmation from the SSO.
- D. Proper names and equipment numbers.

A. Required per AI-412.

B. CORRECT: This may be deleted when face to face communication is used.

C. Required per AI-412.

D. Required per AI-412.

OPSA1.BNK 2002 NRC exam KEH 10/13/01

NRC 11-93; CP FPC final; ROTs M - T6A; ROTs M - T6B; ROTs N - T4 & T4A; ROTs N - T4B & T4BA

KEY WORDS:

Objective	Lesson Pla	Task Numbe	K/A	RO Import.	SRO Import	Initial/Re	System
5		1150102003	COCG2.1.17	3.5	3.6	33-[1]	AI-412

ANSWERS:

Single

Points 1

Version Answers:

0 1 2 3 4 5 6 7 8 9
B C D A B C D A B C

☒ Scramble Choices

Scramble Range: A -

D

18. 5-01 001/ 9/ / 1190302001/ ECG2.2.25/ 2.5/ 3.7/ 33 [1]/ ITS

Given the following plant conditions:

Loss of Offsite Power

Loss of all feedwater

Reactor does not trip

RPS failure

RCS is on the safety limit curve (figure 2.1.1-1) at 2090 psig, 620°F.

Which of the following would move the plant by the largest margin into the acceptable region of the Safety Limit curve?

- A. Increase pressure; increase temperature.
- ✓B. Increase pressure; decrease temperature
- C. Decrease pressure; decrease temperature.
- D. Decrease pressure; increase temperature.

A. This moves you along the line that you are already sitting on.

B. CORRECT: This will move you both up and to the right from the curve into the acceptable region which is to the right side of the curve.

C. This moves you along the line that you are already sitting on.

D. This will move you farther into the unacceptable region.

NEW 2002 NRC exam KEH 10/4/01

KEY WORDS:

Objective	Lesson Pla	Task Numbe	K/A	RO Import.	SRO Import	Initial/Re	System
9		1190302001	ECG2.2.25	2.5	3.7	33 [1]	ITS

ANSWERS:

Single

Points 1

Version Answers:

0 1 2 3 4 5 6 7 8 9
B C D A B C D A B C

☒ Scramble Choices

Scramble Range: A -

D

19. 5-01 002/ 2/ / 1190302001/ 2.2.22/ 3.4/ 4.1/ 33 [1]/ SP-317

Which of the following will require initiation of a reactor shutdown per Technical Specifications?

- A. Unidentified RCS leakage of 0.4 gpm.
- B. Identified RCS leakage of 4.0 gpm.
- C. RCP Controlled Bleed off flow of 8.0 gpm.
- ✓D. Primary to Secondary leakage of 1.4 gpm.

- A. ITS and SP-317 is 1.0gpm
- B. ITS and SP-317 is 10.0gpm
- C. SP-317 is 10.0gpm
- D. CORRECT: ITS 3.4.12 and SP-317 is .1gpm (150gpd)

NEW 2002 NRC EXAM KEH (INPO BANK) 8/28/01

KEY WORDS:

Objective	Lesson Pla	Task Numbe	K/A	RO Import.	SRO Import	Initial/Re	System
2		1190302001	2.2.22	3.4	4.1	33 [1]	SP-317

ANSWERS:

Single

Points 1

Version Answers:

0 1 2 3 4 5 6 7 8 9

D A B C D A B C D A

☒ Scramble Choices

Scramble Range: A -

D

20. 5-100 001/ 5/ / 1150502011/ 055EA2.04/ 3.7/ 4.1/ 33 [1]/ EOP-12

Which of the following component(s) is stopped/secured within 30 minutes of the initiating event, per EOP-12, "Station Blackout" to reduce the drain on the 1E station batteries?

- A. TBP-3 Turbine-generator bearing oil pump.
- B. VBIT-1E Inverter.
- C. TBP-10 Generator air side seal oil pump.
- ✓D. MUP-5A/B/C Makeup pump backup gear oil pumps.

- A. This is not an 1E battery supply
- B. This is for heat requirements not battery drain.
- C. This is not an 1E battery supply
- D. CORRECT: these are from DPDP5A/5B and are stopped W/I 30 minutes.

NEW 2002 NRC EXAM KEH (INPO BANK) 8/28/01

KEY WORDS:

Objective	Lesson Pla	Task Numbe	K/A	RO Import.	SRO Import	Initial/Re	System
5		1150502011	055EA2.04	3.7	4.1	33 [1]	EOP-12

ANSWERS:

Single

Points 1

Version Answers:

0 1 2 3 4 5 6 7 8 9

☒ Scramble Choices

D A B C D A B C D A

Scramble Range: A -

D

21. 5-101 001/ 3/ / 1150502005/ 038EA2.15/ 4.2/ 4.4/ 33 [1]/ EOP-6
EOP-6, Steam Generator Tube Rupture, step 3.17 sates:

IF at any time, adequate SCM exists,
THEN maintain minimum adequate SCM.

Which of the following is the reason for minimizing SCM?

- A. Ensure MSSV's remain closed.
- B. Prevent reactor head bubble formation.
- ✓C. Minimize primary to secondary leakage.
- D. Maximize HPI flow into the core.

- A. SCM will not ensure the MSSV's remain closed
- B. Head bubble formation is a function of cooldown.
- C. CORRECT: Reduces the delta P for leakage
- D. Will allow for more flow but not a factor in the tube rupture step.

NEW 2002 NRC EXAM KEH (INPO BANK) 8/28/01

KEY WORDS:

Objective	Lesson Pla	Task Numbe	K/A	RO Import.	SRO Import	Initial/Re	System
3		1150502005	038EA2.15	4.2	4.4	33 [1]	EOP-6

ANSWERS:

Single

Points 1

Version Answers:

0	1	2	3	4	5	6	7	8	9
C	D	A	B	C	D	A	B	C	D

☒ Scramble Choices

Scramble Range: A -

D

22. 5-103 001/ 9/ / 1150102004/ G2.1.23/ 3.9/ 4.0/ 33-[2/3]/ MFW

Which of the following is the order in which the Main Feedwater system is placed in service during a Plant Heatup (OP-202)?

- A.
 - 1. Long cycle clean-up is completed with the Feedwater Booster Pumps.
 - 2. Main Feedwater Pumps are placed on turning gear.
 - 3. The Start-up Feedwater Block Valves are opened.
 - 4. One Main Feedwater Pump is started.
- B.
 - 1. Long cycle clean-up is completed with the Feedwater Booster Pumps.
 - 2. Main Feedwater Pumps are placed on turning gear.
 - 3. One Main Feedwater Pump is started.
 - 4. The Start-up Feedwater Block Valves are opened.
- C.
 - 1. Main Feedwater Pumps are placed on turning gear.
 - 2. Long cycle clean-up is completed with the Feedwater Booster Pumps.
 - 3. One Main Feedwater Pump is started.
 - 4. The Start-up Feedwater Block Valves are opened.
- ✓D.
 - 1. Main Feedwater Pumps are placed on turning gear.
 - 2. Long cycle clean-up is completed with the Feedwater Booster Pumps.
 - 3. The Start-up Feedwater Block Valves are opened.
 - 4. One Main Feedwater Pump is started.

22. 5-103 001/ 9/ / 1150102004/ G2.1.23/ 3.9/ 4.0/ 33-[2/3]/ MFW

Reasons:

- A. Feedwater Booster Pumps are not placed in service prior to drawing a vacuum in the condenser. Main Feedwater Pumps are placed on turning gear prior to drawing a vacuum in the condenser. Steps 1 and 2 are reversed.
- B. Steps 1 and 2 are reversed.
Startup Feedwater Block Valves are opened prior to starting the Main Feedwater Pump so that the feedwater lines can be warmed when the bypass valves around the Startup Feedwater Control Valves are opened. Steps 3 and 4 are reversed.
- C. The Startup Feedwater Block Valves are not opened until the feedwater is ready to be admitted to the OTSG. Steps 3 and 4 are reversed.
- D. Correct, the Main Feedwater Pumps are placed on turning gear prior to drawing a Condenser vacuum. Once vacuum is established the Feedwater Booster Pumps are started to support cleanup. When the lines are ready to be warmed-up and feedwater supplied to the OTSG the Startup Feedwater Block Valves are opened. Finally one Main Feedwater Pump is started, after the line is warm.

New question written for Sept 2000 RO and SRO exam. (3-9-2000 mg)

REPEAT

KEY WORDS:

Objective	Lesson Pla	Task Numbe	K/A	RO Import.	SRO Import	Initial/Re	System
9		1150102004	G2.1.23	3.9	4.0	33-[2/3]	MFW

ANSWERS:

Single

Points 1

Version Answers:

0 1 2 3 4 5 6 7 8 9
D A B C D A B C D A

☒ Scramble Choices

Scramble Range: A -

D

23. 5-14 001/ 5/ / 1190402001/ 022K3.01/ 2.9/ 3.2/ 33-[1]/ AI-505

Given the following plant conditions:

A Large break LOCA has occurred.

RCS temperature is 287°F.

RCS pressure is 47 psig.

RB temperature 260°F.

RB pressure is 44 psig.

Instruments qualified to which of the following standards would be used for mitigation and operator actions for the given conditions?

- A. IEEE-279
- B. 10 CFR 50 Appendix R
- ✓C. Reg Guide 1.97
- D. ANSI 3.1

A. This is for design of protection systems

B. This is for fire standards

C. CORRECT: This is for EQ of instruments for mitigation and operation of EOPs and APs. AI-505.

D. This is for training standards

NEW 2002 NRC exam KEH 10/13/01

KEY WORDS:

Objective	Lesson Pla	Task Numbe	K/A	RO Import.	SRO Import	Initial/Re	System
5		1190402001	022K3.01	2.9	3.2	33-[1]	AI-505

ANSWERS:

Single

Points 1

Version Answers:

0	1	2	3	4	5	6	7	8	9
C	D	A	B	C	D	A	B	C	D

☒ Scramble Choices

Scramble Range: A -

D

24. 5-31 001/ 7// 1190402001/ 068G2.4.34/ 3.8/ 3.6/ 33-[1]/ AP-990

Given the following plant conditions:

Fire in the cable spreading room

AP-990 has been implemented and transfer is complete

Step 3.35 states; "Notify RO to CONCURRENTLY PERFORM Enclosure 1, OTSG isolation in this procedure."

This enclosure has the RO ensure OTSG isolation from which of the following locations?

- A. Remotely at the electrical switchgear.
- B. Locally at the component.
- ✓C. Remotely at the EFIC cabinets.
- D. Locally at the RSD panel.

A. Isolation is completed from the EFIC panels. May or may not work depending on plant conditions

B. Isolation is completed from the EFIC panels. To many locations and time to manually operate each component.

C. CORRECT: Isolation is completed from the EFIC panels.

D. Isolation is completed from the EFIC panels. The valve controls are not available at the RSD.

NEW 2002 NRC exam KEH 10/13/01

KEY WORDS:

Objective	Lesson Pla	Task Numbe	K/A	RO Import.	SRO Import	Initial/Re	System
7		1190402001	068G2.4.34	3.8	3.6	33-[1]	AP-990

ANSWERS:

Single

Points 1

Version Answers:

0 1 2 3 4 5 6 7 8 9
C D A B C D A B C D

☒ Scramble Choices

Scramble Range: A -

D

25. 5-50 001/ 1/ 5-50 1/ 0340402001/ 034A4.02/ 3.5/ 3.9/ 11-[2/3]/ FH

Refueling is in progress with eight (8) fuel assemblies in the core. As the ninth assembly is being placed in the core the following NI readings are observed:

- NI-1 increases from a base count of 203 to 430 cps.
- NI-14-N1 increases from a base count of 250 to 480 cps.
- NI-2 and NI-15-N1 are out-of-service.

Which of the following actions, if any, should be taken by the refueling supervisor?

- A. No action is required, this is an expected NI response.
- B. Once the assembly is placed in the core, reactor engineering should be contacted to perform a subcritical multiplication.
- C. Cease insertion of the fuel assembly and submit a sample request for boron concentration of the reactor coolant system.
- ✓D. Withdraw the fuel assembly, stop any other core alterations in progress, perform Co/Ci calculations, and obtain a boron analysis.

Reasons:

- A. An action is required, count rate has increased by more than 1.5 times. The required action for an NI increase of this type is to withdraw the fuel assembly in question, immediately cease all other core alterations, perform a subcritical multiplication and obtain a boron analysis of the RCS.
- B. The assembly should not be placed into the core.
- C. The fuel assembly being inserted should be removed, not just cease insertion.
- D. Correct, the fuel assembly should be removed, core alterations suspended and an engineering evaluation performed.

NOB 2002 NRC exam KEH 10/12/01 TASK # 1150101004
FP-203 Step 3.2.1.1.1 (SUPPLY FP-203)
{NOB [4-26 002 obj 4,7]}
LOI-99-01 FPCF; LOI1-T9BS

25. 5-50 001/ 1/ 5-50 1/ 0340402001/ 034A4.02/ 3.5/ 3.9/ 11-[2/3]/ FH

KEY WORDS:

Objective	Lesson Pla	Task Numbe	K/A	RO Import.	SRO Import	Initial/Re	System
1	5-50 1	0340402001	034A4.02	3.5	3.9	11-[2/3]	FH

ANSWERS:

Single

Points 1

Version Answers:

0 1 2 3 4 5 6 7 8 9

D A B C D A B C D A

☒ Scramble Choices

Scramble Range: A -

D

26. 5-50 002/ 1/ / 1190102008/ EQCG2.2.28/ 2.6/ 3.5/ 33-[1]/ FH
FP-203, Defueling and Refueling Operations, limit and precaution states,

"Irradiated fuel assemblies shall NOT be placed in the new fuel elevator regardless of the circumstances."

Which of the following describes the basis for this limit and precaution?

- A. To prevent the top of the assembly from drying and creating an airborne contamination hazard as the irradiated assembly is raised.
- ✓B. To prevent exposing personnel in the SF area to a lethal dose of radiation as the irradiated assembly is raised.
- C. To prevent damage to the new fuel elevator because of the increased weight of a spent fuel assembly.
- D. To prevent the spent fuel assembly from being physically damaged while inside the new fuel elevator carriage.

- A. Leaving the pool would cause enough exposure versus the assembly drying.
- B. CORRECT: The exposure due to the radiation levels of spent fuel.
- C. The weight does not change from new to old significantly.
- D. Any movement may damage a fuel assembly, but the new fuel elevator has no higher risk associated with its operation.

OPSA1.BNK 2002 NRC exam KEH 10/13/01

KEY WORDS:

Objective	Lesson Pla	Task Numbe	K/A	RO Import.	SRO Import	Initial/Re	System
1		1190102008	EQCG2.2.28	2.6	3.5	33-[1]	FH

ANSWERS:

Single

Points 1

Version Answers:

0 1 2 3 4 5 6 7 8 9

B C D A B C D A B C

☒ Scramble Choices

Scramble Range: A -

D

27. 5-61 001/ 7/ / 1150402016/ 009G2.4.24/ 3.3/ 3.7/ 33-[1]/ AP-330

Given the following conditions:

- Mode 2 Reactor startup in progress at POAH.
- Instrument Air pressure indicates 80 psig.
- NSCCCS valve, SWV-110, "Return from the CRDMS," has failed closed causing multiple CRDs to come into alarm with temperatures above 180°F.
- The Reactor Building sump level is slowly increasing.

Which of the following is the appropriate control room operator actions.

- A. Sample the Reactor Building sump to identify type of leakage.
- B. Perform a controlled shutdown at the maximum safe rate.
- C. Trip the reactor coolant pumps and perform EOP-09, "Natural Circulation Cooldown."
- ✓D. Trip the reactor and concurrently perform EOP-02, "Vital Systems Status Verification."

A. Sampling the sump would identify the source leakage, but the priority is the plant and the CRDM alarms.

B. Controlled S/D is time consuming and this requires a Reactor trip.

C. Tripping the RCPs would trip the reactor but this needs to be a trip and enter EOP-02.

D. CORRECT: Per AP-330 and AI-505 must trip the reactor if CRDM temps are >180°F if the plant is in MODEs 1-4.

OPSA1.BNK 2002 NRC exam KEH 10/13/01

ROTs J - T10A

KEY WORDS:

Objective	Lesson Pla	Task Numbe	K/A	RO Import.	SRO Import	Initial/Re	System
7		1150402016	009G2.4.24	3.3	3.7	33-[1]	AP-330

ANSWERS:

Single

Points

Version Answers:

0 1 2 3 4 5 6 7 8 9

D A B C D A B C D A

☒ Scramble Choices

Scramble Range: A -

28. 5-96 001/ 6/ / 0450402001/ 039A4.01/ 2.9/ 2.8/ 33 [1]/ EOP-02

Given the following plant conditions:

Reactor trip

Performing Immediate Actions

Depress Turbine trip pushbutton, Throttle valves and Governor valves DO NOT close

Which of the following is the appropriate contingency action(s)?

- A. Reduce governor valve position using the position limiter.
 - B. Close governor valves using "GV/Fast" pushbutton.
 - ✓C. Close the main steam isolation valves.
 - D. Send someone to trip the turbine at the turbine pedestal.
- A. This is not the contingency and would be too slow.
 B. This is not the contingency and would be too slow.
 C. CORRECT: This will isolate all steam to the turbine and therefore remove the heat sink from the reactor.
 D. This is not the contingency and would be too slow.

BANK 2002 NRC exam KEH 10/3/01 (INPO BANK)

KEY WORDS:

Objective	Lesson Pla	Task Numbe	K/A	RO Import.	SRO Import	Initial/Re	System
6		0450402001	039A4.01	2.9	2.8	33 [1]	EOP-02

ANSWERS:

Single

Points 1

Version Answers:

0 1 2 3 4 5 6 7 8 9
 C D A B C D A B C D

☒ Scramble Choices

Scramble Range: A -

D

29. 5-97 001/ 3/ / 1150502006/ 074G2.4.21/ 3.7/ 4.3/ 33 [1]/ EOP-07

In EOP-7 with the RCS in Inadequate Core Cooling (ICC) Region 3, the following CAUTION states:

"Hot leg high point vents must remain open until RCS forced flow is established or cooldown is completed"

Which of the following is the reason for this caution?

- A. Provides RCS de-pressurization to actuate core flood for core cooling.
- ✓B. Promotes boiler condenser/natural circulation cooling via the OTSGs.
- C. Provides a flow path from the RCS to the RB to ensure a water source for RCS cooling.
- D. Prevents formation of voids in the reactor vessel head.

A- the lines are too small to rapidly de-pressurize the RCS, and will not get to core flood actuation.

B- CORRECT; these valves will remove non-condensable gases and therefore will not block the flow path from the RCS to the OTSGs.

C- These valves are too small to effectively pass enough water for recirc cooling.

D- These valves are for gases in the hot leg, they will not stop the formation of voids in the RX Vessel head.

NEW 2002 RO exam KEH 7/11/01 Modified distractor "A" per NRC request. 12/6/01

KEY WORDS:

Objective	Lesson Pla	Task Numbe	K/A	RO Import.	SRO Import	Initial/Re	System
3		1150502006	074G2.4.21	3.7	4.3	33 [1]	EOP-07

ANSWERS:

Single

Points 1

Version Answers:

0 1 2 3 4 5 6 7 8 9
B C D A B C D A B C

☒ Scramble Choices

Scramble Range: A -

D

1. 1-47 001/ 15/ / 1150402016/ 035K5.01/ 3.4/ 3.9/ 33-[1]/ RX THEORY

Which of the following states when the potential reactivity effects of a steam line break are most severe?

- A. Effects remain the same over core life.
- B. Beginning of core life.
- C. Middle of core life.
- ✓D. End of core life.

Reasons:

As the core ages MTC becomes increasingly more negative. A steam line break results in a cooldown of the RCS and MTC adds positive reactivity as this occurs. Because MTC has a larger negative value as the core ages, the effect of the steam line break gets greater also.

NOB 2002 NRC exam KEH 10/12/01

Unmodified bank question for LOI-99-01 SRO and RO Audit exam (7-28-2000 CMC)

[039K5.08 3.4/3.9]

KEY WORDS:

Objective	Lesson Pla	Task Numbe	K/A	RO Import.	SRO Import	Initial/Re	System
15		1150402016	035K5.01	3.4	3.9	33-[1]	RX THEORY

ANSWERS:

Single

Points 1

Version Answers:

0 1 2 3 4 5 6 7 8 9
D A B C D A B C D A

☒ Scramble Choices

Scramble Range: A -

D

2. 1-50 001/ 7/ / 0150102001/ 032AA2.02/ 3.6/ 3.9/ 33 [2/3]/ RX S/U

Given the following plant conditions:

Reactor Startup in progress.

Initial Source Range counts NI-1 = 70 cps; NI-2 = 80 cps.

ECP 50% on group 6.

Rods are currently at 75% on group 5 and holding.

NI-1/2 count rate is stable.

Which of the following count rates for NI-1/2 would you expect for this condition?

- A. 105/120
- ✓B. 140/160
- C. 350/400
- D. 2100/2400

A. This is a factor of 50% increase the rods have moved 50% of travel but the counts are not a factor of 50% higher.

B. CORRECT: a factor of two if you have added half of the reactivity which is 50 % of the rod movement. Therefore, twice the initial CR at this level.

C. Factor of 5 doublings is for criticality from initial CR not at 50 % of rod motion.

D. Factor of 30 times the initial CR is for not reaching criticality within the ECP.

NEW 2002 NRC KEH/MKG 8/9/01 no reference required, thumbrules and OP-210.

KEY WORDS:

Objective	Lesson Pla	Task Numbe	K/A	RO Import.	SRO Import	Initial/Re	System
7		0150102001	032AA2.02	3.6	3.9	33 [2/3]	RX S/U

ANSWERS:

Single

Points 1

Version Answers:

0 1 2 3 4 5 6 7 8 9
B C D A B C D A B C

☒ Scramble Choices

Scramble Range: A -

D

3. 2-32 001/ 12/ GT-001R 24/ 1190102008/ G2.3.2/ 2.5/ 2.9/ 33-[1]/ RAD PROT

A valve needs to be repositioned for the completion of a surveillance. The valve is located in the Make-up Demin Valve Alley. Lead shielding is draped over the valve handwheel. Which of the following is an accepted ALARA practice for repositioning the valve?

- A. Reposition the lead shielding along the valve piping enough to reposition the valve; replace the shielding to its original position; inform Health Physics when you have completed the task.
- B. Reposition the lead shielding so that it stays between you and the valve; reposition the valve by reaching around the shielding; replace the shielding to its original position.
- C. Remove the lead shielding; reposition the valve; leave the lead shielding for the Health Physics technician to replace.
- ✓D. Remove the lead shielding with the permission of Health Physics; reposition the valve; replace the lead shielding.

Reasons:

A., B., and C. Lead shielding must not be moved without permission from Health Physics.

D. Lead shielding can only be moved with prior permission from Health Physics.

New question written for Sept 2000 RO exam. (3-15-2000 mg)

REPEAT

KEY WORDS:

Objective	Lesson Pla	Task Numbe	K/A	RO Import.	SRO Import	Initial/Re	System
12	GT-001R 24	1190102008	G2.3.2	2.5	2.9	33-[1]	RAD PROT

ANSWERS:

Single

Points 1

Version Answers:

0 1 2 3 4 5 6 7 8 9
D A B C D A B C D A

☒ Scramble Choices

Scramble Range: A -

D

4. 2-34 001/ 8/ / 1150502005/ 037AK1.01/ 2.9/ 3.3/ 11-[2/3]/ SGT

Given the following plant conditions:

Reactor is tripped.

"A" OTSG conditions are as follows:

- primary to secondary leak (25 gpm) in progress.
- The first set of MSSV's failed closed
- The OTSG is controlling on the second set of MSSV's.

At what temperature will the safety valve reseal?

(Assume at 10% blowdown for MSSV's, and ALL temperatures are rounded to the nearest whole number)

- A. 540°F.
- ✓B. 542°F.
- C. 552°F.
- D. 555°F.

A. $1050 - 10\% = 945 + 15 = 960 \text{ psia} = 539.628 = 540$

B. CORRECT: $1070 - 10\% = 963 + 15 = 978 \text{ psia} = 541.8 = 542$

C. $1050 + 15 = 1065 \text{ psia} = 552.411 = 552$

D. $1070 + 15 = 1085 \text{ psia} = 554.919 = 555$

NEW 2002 NRC KEH/MKG 8/9/01 need steam tables

Modified this question per L. Mellen request to be a mathematical question

KEY WORDS:

Objective	Lesson Pla	Task Numbe	K/A	RO Import.	SRO Import	Initial/Re	System
8		1150502005	037AK1.01	2.9	3.3	11-[2/3]	SGTL

ANSWERS:

Single

Points 1

Version Answers:

0 1 2 3 4 5 6 7 8 9

☒ Scramble Choices

B C D A B C D A B C

Scramble Range: A -

D

5. 2-34 002/ 5, 15/ / 0020402013/ 008AK3.02/ 3.6/ 4.1/ 33-[1]/ HT

Given the following plant conditions:

100% power

RCV-8 is leaking

Tailpipe temperature is less than the saturation temperature of the pressurizer.

Which of the following identifies this type of process?

- A. Isobaric
- B. Isometric
- ✓C. Isenthalpic
- D. Isentropic

A- Constant pressure, not for PZR to RCDT

B- Constant volume, not for PZR to RCDT

C- Constant enthalpy, through a valve this is CORRECT!

D- Constant entropy, not for PZR to RCDT

LP 2-34 definition and constant enthalpy process section.

NEW for 2002 NRC EXAM KEH 5/8/2001

KEY WORDS:

Objective	Lesson Pla	Task Numbe	K/A	RO Import.	SRO Import	Initial/Re	System
5, 15		0020402013	008AK3.02	3.6	4.1	33-[1]	HT

ANSWERS:

Single

Points

Version Answers:

0 1 2 3 4 5 6 7 8 9
C D A B C D A B C D

☒ Scramble Choices

Scramble Range: A -

6. 3-20 001/ 3/ / 1150502002/ E03EK3.1/ 3.2/ 3.8/ 33-[2/3]/ EOP-3

Given the following plant conditions:

- The reactor is tripped.
- RCS subcooled margin is zero.

Which of the following actions would result in increasing RCS subcooling margin?

- A. Decrease RCS pressurizer level.
- B. Decrease RCS hot leg flow.
- ✓C. Increase RCS loop pressure.
- D. Increase RCS hot leg temperature.

A- This would further reduce RCS pressure, if a bubble still exists in the PZR, level may increase if voids are forming.

B- This would decrease the ability to transfer heat, and therefore would not increase SCM

C- CORRECT Raising pressure will increase the SCM by moving the RCS up and to the left on the SPDS trace moving away from the saturation and zero SCM line.

D- This would move the RCS to the right on the SPDS trace and therefore decrease RCS SCM.

NEW 7/9/01 KEH

KEY WORDS:

Objective	Lesson Pla	Task Numbe	K/A	RO Import.	SRO Import	Initial/Re	System
3		1150502002	E03EK3.1	3.2	3.8	33-[2/3]	EOP-3

ANSWERS:

Single

Points 1

Version Answers:

0 1 2 3 4 5 6 7 8 9
C D A B C D A B C D

☒ Scramble Choices

Scramble Range: A -

D

7. 4-07 001/ 4/ / 0860402001/ 086A1.01/ 2.9/ 3.3/ 33-[2/3]/ FIRE

Given the following plant conditions:

A fire is in progress on the startup transformer

A Loss of Offsite Power

Fire header pressure has decreased to 100 psig.

Which of the following will provide fire fighting water pressure?

- A. FSP-2A, Diesel driven fire service pump, only.
- B. FSP-2B, Diesel driven fire service pump, only.
- ✓C. FSP-2A/B, Diesel driven fire service pumps.
- D. FST-3, Fire service surge tank.

A. The LOOP will de-energize ACDP-7, no power. This would start both FSP-2A/B.

B. The LOOP will de-energize ACDP-7, no power. This would start both FSP-2A/B.

C. CORRECT: The LOOP will de-energize ACDP-7, loss of power to the battery chargers would start these pumps, with pressure at 100 psig the pressure setpoints have not been reached for starting.

D. The surge tank is for damping system surge pressure, not adequate to supply fire header pressure during actuation of fire system.

NEW 2002 NRC exam KEH 10/2/01 Modified Distractors per L. Mellen request to be more plausible.

KEY WORDS:

Objective	Lesson Pla	Task Numbe	K/A	RO Import.	SRO Import	Initial/Re	System
4		0860402001	086A1.01	2.9	3.3	33-[2/3]	FIRE

ANSWERS:

Single

Points 1

Version Answers:

0 1 2 3 4 5 6 7 8 9
C D A B C D A B C D

☒ Scramble Choices

Scramble Range: A -

D

8. 4-09 001/3,7//0160402005/016G2.1.31/4.2/3.9/33-[2/3]/SASS

Given the following RCS instruments, during full power operation:

INSTRUMENT	LABEL	INITIAL	FINAL
PZR Level	RC1-LT1	220	208
RCS Tcold (NR)	RC5A-TE1	555	557
PZR Temp	RC2-TE1	648	665
RCS Press (NR)	RC3A-PT1	2155	2135

Instrument signal failure rates are rapid from the initial value to the final value.

Which instrument would the Smart Auto Signal Selector (SASS) module perform an automatic TRANSFER?

- ✓A. PZR Level
- B. RCS Tcold
- C. PZR Temp
- D. RCS Press

A. CORRECT, (0 - 320) X .03 = 9.6"; this was 12"

B. (520 - 620) X .03 = 3°; this was 2°.

C. (0 - 700) X .03 = 21°; this was 17°, in addition SASS does not control this instrument.

D. (1700 - 2500) X .03 = 24#; this was 20#.

NEW 2002 KEH (8/7/01)

KEY WORDS:

Objective	Lesson Pla	Task Numbe	K/A	RO Import.	SRO Import	Initial/Re	System
3,7		0160402005	016G2.1.31	4.2	3.9	33-[2/3]	SASS

ANSWERS:

Single

Points 1

Version Answers:

0	1	2	3	4	5	6	7	8	9
A	B	C	D	A	B	C	D	A	B

☒ Scramble Choices

Scramble Range: A -

D

9. 4-09 002/ 3,4,7/ / 0160102003/ 027AA1.01/ 4.0/ 3.9/ 33-[2/3]/ NNI

The following plant conditions exist:

- RC-3A-PT1, RCS narrow range pressure transmitter, is selected for control when the pressure transmitter failed high.
- SASS failed to transfer to the alternate instrument.

Based on these failures which of the following describes the resulting plant response?

- A. ES Channel 1 will be inoperable.
- B. Channel A of the Diverse Scram System (DSS) will actuate.
- C. RCS pressure will decrease slowly.
- ✓D. RCS pressure will decrease rapidly.

Reasons:

- A. Wide range pressure transmitters feed the ES system. This failure has no effect on ES.
- B. This transmitter does not feed DSS so no actuation will occur.
- C. The PZR heaters are receiving a false high pressure signal.
- D. RCS pressure will decrease rapidly due to the Spray valve and PORV opening.

OPS 4-09 Section 1-4 and Figure 5; KA #'s 027AA2.11 4.0/4.1, 010K1.03 3.6/3.7, 010K3.01 3.8/3.9, 010K4.03 3.8/4.1, 010A3.02 3.6/3.5, 016K1.08 3.4/3.4, 016K3.08 3.5/3.7; Task # 0020402013

NRCM; LOI1-T5

BANK

KEY WORDS:

Objective	Lesson Pla	Task Numbe	K/A	RO Import.	SRO Import	Initial/Re	System
3,4,7		0160102003	027AA1.01	4.0	3.9	33-[2/3]	NNI

9. 4-09 002/ 3,4,7// 0160102003/ 027AA1.01/ 4.0/ 3.9/ 33-[2/3]/ NNI

ANSWERS:

Single

Points 1

Version Answers:

0 1 2 3 4 5 6 7 8 9

D	A	B	C	D	A	B	C	D	A
---	---	---	---	---	---	---	---	---	---

☒ Scramble Choices

Scramble Range: A -

D

10. 4-10 001/ 5/ / 0150102003/ 015A4.01/ 3.6/ 3.6/ 33-[2/3]/ NI

Given the following plant conditions:

NI-5 88%

NI-6 90%

NI-7 90%

NI-8 89%

SASS is selected to NI 7/8

NI-7 fails high

SASS mismatch alarm (K-3-2) is actuated

SASS transfer alarm (K-3-3) is actuated

Which of the following is the input to the ICS for reactor power?

A. NI-5

✓B. NI-6

C. NI-7

D. NI-8

A. 5/6 is a high auctioneer and 6 is the highest.

B. CORRECT: 5/6 is a high auctioneer and 6 is the highest, the transfer was to 5/6.

C. 7 fails high but the transfer takes that input away

D. 8 is still selected by sass but the transfer took that selection away.

NEW 2002 NRC exam KEH 10/4/01

KEY WORDS:

Objective	Lesson Pla	Task Numbe	K/A	RO Import.	SRO Import	Initial/Re	System
5		0150102003	015A4.01	3.6	3.6	33-[2/3]	NI

ANSWERS:

Single

Points 1

Version Answers:

0 1 2 3 4 5 6 7 8 9
B C D A B C D A B C

☒ Scramble Choices

Scramble Range: A -

D

11. 4-10 002/ 3/ / 1150402016/ 002K5.10/ 3.6/ 4.1/ 33-[2/3]/ NI

The initial power escalation following a refueling outage is being performed. The reactor power level is stabilized to perform testing. The following indications are available to the operator at the control board:

NI-5	26.0%
NI-6	29.0%
NI-7	26.0%
NI-8	29.0%

T-hot Loop A	588.5° F
T-hot Loop B	588.0° F
T-cold Loop A	570.0° F
T-cold Loop B	569.5° F
Tave	579.0° F

Which of the following is an accurate estimate of the thermal power level of the reactor at this point?

- A. 372 MWt
- B. 661 MWt
- C. 738 MWt
- ✓D. 1070 MWt

11. 4-10 002/ 3/ / 1150402016/ 002K5.10/ 3.6/ 4.1/ 33-[2/3]/ NI

Reasons:

A, B, C. Due to the change in Tcold on a power increase, the NIs will need calibrating at approximately 25% power increments. Using alternate indications, such as core delta-T is a more accurate indication of power level. A core delta-T of 18.5° F indicates a power level of approximately 42% with a corresponding thermal power level of approximately 1070 MWt.

- A. If the student uses 100% power Megawatt Electric instead of Megawatt Thermal, this answer will be obtained.
(18.5° F X 1% power / .44° F X 885 MWe / % power = 372 MWe)
- B. If the student uses the value of power displayed on NI 5 and NI 7, this answer will be obtained.
(.26 X 2544 MWt = 661 MWt)
- C. If the student uses the highest value of power displayed on NI 6 and NI 8, this answer will be obtained.
(.29 X 2544 MWt = 738 MWt)
- D. $18.5^\circ / 44^\circ \text{ dT} = .42 \times 2544 = 1069.63 = 1070$

Unmodified repeat question from LOI 99-01 program; NRCN

Modified 8-2-00 CMC Modified 6/29/2001 KEH (18.5° dT = new 1070)

REPEAT

KEY WORDS:

Objective	Lesson Pla	Task Numbe	K/A	RO Import.	SRO Import	Initial/Re	System
3		1150402016	002K5.10	3.6	4.1	33-[2/3]	NI

ANSWERS:

Single

Points 1

Version Answers:

0	1	2	3	4	5	6	7	8	9
D	A	B	C	D	A	B	C	D	A

☒ Scramble Choices

Scramble Range: A -

D

12. 4-10 003/ 5,6/ 5-01/ 1150402016/ 033AK3.01/ 3.2/ 3.6/ 33-[2/3]/ NI

A reactor start-up is in progress with power indicating 10^{-10} amps on NI-3 and NI-4. Which of the following describes the changes in indication and power level restrictions if the auxiliary power supply for NI-3 fails?

- ✓A. NI-3 will indicate greater than 10^{-10} amps and power is restricted to less than 5%.
- B. NI-3 will indicate less than 10^{-10} amps and power is restricted to less than 5%.
- C. NI-3 will indicate greater than 10^{-10} amps and power is restricted to less than 1×10^{-9} amps
- D. NI-3 will indicate less than 10^{-10} amps and power is restricted to less than 1×10^{-9} amps

Reasons:

- A. Correct Answer. Loss of compensating voltage will cause the NI to see both neutron and gamma flux. This will increase the indication on NI-3. ITS 3.3.10, condition A requires repair of the Intermediate Range NI prior to entry into Mode 1 which occurs at 5% power.
- B. Loss of compensating voltage will cause the NI to see both neutron and gamma flux. This will increase the indication on NI-3.
- C. ITS 3.3.10, condition A requires repair of the Intermediate Range NI prior to entry into Mode 1 which occurs at 5% power.
- D. Loss of compensating voltage will cause the NI to see both neutron and gamma flux. This will increase the indication on NI-3. TS 3.3.10, condition A requires repair of the Intermediate Range NI prior to entry into Mode 1 which occurs at 5% power.

New Question written for Sept. 2000 RO exam. (2-29-00 CMC); Additional Task# 1190302001

REPEAT PROVIDE ITS 3.3.10 (OPS crew request when validating exam)

12. 4-10 003/ 5,6/ 5-01/ 1150402016/ 033AK3.01/ 3.2/ 3.6/ 33-[2/3]/ NI

KEY WORDS:

Objective	Lesson Pla	Task Numbe	K/A	RO Import.	SRO Import	Initial/Re	System
5,6	5-01	1150402016	033AK3.01	3.2	3.6	33-[2/3]	NI

ANSWERS:

Single

Points 1

Version Answers:

0	1	2	3	4	5	6	7	8	9
A	B	C	D	A	B	C	D	A	B

☒ Scramble Choices

Scramble Range: A - D

13. 4-12 001/ 4/ / 0010502002/ 054AK3.01/ 4.1/ 4.4/ 33-[1]/ RPS

An anticipatory reactor trip (ARTS) is designed to prevent which of the following condition(s)?

- A. Challenges to OTSG tube integrity.
- B. Exceeding core thermal limits (fuel centerline melt).
- ✓C. Challenges to the PORV and code safeties.
- D. Exceeding core DNBR limits.

- A. They would be stressed but still within design limits.
- B. These limits are based on LOCAs.
- C. CORRECT; based on limiting the pressure spike on the loss of heat sink.
- D. These are based on RCS flow, temperature, and flux.

NEW 2002 KEH (8/7/01)

KEY WORDS:

Objective	Lesson Pla	Task Numbe	K/A	RO Import.	SRO Import	Initial/Re	System
4		0010502002	054AK3.01	4.1	4.4	33-[1]	RPS

ANSWERS:

Single

Points 1

Version Answers:

0	1	2	3	4	5	6	7	8	9
C	D	A	B	C	D	A	B	C	D

☒ Scramble Choices

Scramble Range: A -

D

14. 4-12 003/ 4/ / 0120102010/ 012K6.04/ 3.3/ 3.6/ 33-[2/3]/ RPS

One channel of RPS is placed in Manual Bypass. If an operator attempts to place the second channel in Manual Bypass;

Which of the following will occur?

- A. The RPS channel in Manual Bypass will come out of Bypass, then the second channel will go into Manual Bypass; and the RPS system will be in a 2 out of 3 logic to trip.
- B. Both channels will go into Manual Bypass; and the RPS system will be in a 1 out of 2 logic to trip.
- C. Both channels will go into Manual Bypass; and the RPS system will be in a 2 out of 2 logic to trip.
- ✓D. The second RPS channel is blocked from entering Manual Bypass; and the RPS system will be in a 2 out of 3 logic to trip.

A,B,C. Only one channel [electrically and administratively (key)] is allowed in manual bypass, when in bypass the trip logic is reduced by 1 (that channel is unable to trip)

D. CORRECT: this interlock will actuate a relay that will prevent any of the remaining three channels to be placed in bypass. The trip logic is 2 out of 3.

NEW 2002 NRC EXAM KEH 8/27/01 (INPO BANK) Modified per L. Mellen to clarify the question.

KEY WORDS:

Objective	Lesson Pla	Task Numbe	K/A	RO Import.	SRO Import	Initial/Re	System
4		0120102010	012K6.04	3.3	3.6	33-[2/3]	RPS

ANSWERS:

Single

Points 1

Version Answers:

0 1 2 3 4 5 6 7 8 9
D A B C D A B C D A

☒ Scramble Choices

Scramble Range: A -

D

15. 4-12 004/ 4/ / 0120402007/ 045K1.18/ 3.6/ 3.7/ 33-[2/3]/ RPS

The following plant conditions exist:

<u>PARAMETER</u>	<u>DATA</u>
Rx power	75%
Linear amp power range	top 35% bottom 40%
RCS T _{hot}	597°
RCS pressure	2155#
RCS flow	9 x 10 ⁷ lbm/hr
RB pressure	+0.5 psig
RCP monitor	A 8,300 kw B 7,100 kw C 9,500 kw D 0 kw
Turbine auto-stop oil	99 psig
Both MFW control oil	114 psig

Based on the above data which of the *following* parameter changes will require immediate entry into EOP-2, Vital System Status Verification? (consider each option independently)

- A. RB pressure 3.5 psig
- B. RCS pressure 1911 psig
- C. RCP monitor B 2152 kw
- ✓D. Turbine auto-stop oil 44 psig

Reasons:

- A. RB Pressure would need to be >4 psig
- B. Pressure would need to be < 1900# for the low pressure trip or < 1881# for the variable low pressure trip.
- C. RCP pump monitor setpoint is <1152 kw.
- D. CORRECT: Turbine control oil pressure setpoint is 45 psig.

15. 4-12 004/ 4/ / 0120402007/ 045K1.18/ 3.6/ 3.7/ 33-[2/3]/ RPS

TS Table 3.3.1-1; COLR; EOP-2 Step 1.0; OPS 5-01; KA #'s E02EK2.1 3.8/4.0, 003K3.04 3.9/4.2

LOI1-T7BR/T7BS

Bank 9/20/01 KEH

KEY WORDS:

Objective	Lesson Pla	Task Numbe	K/A	RO Import.	SRO Import	Initial/Re	System
4		0120402007	045K1.18	3.6	3.7	33-[2/3]	RPS

ANSWERS:

Single

Points 1

Version Answers:

0	1	2	3	4	5	6	7	8	9
D	A	B	C	D	A	B	C	D	A

☒ Scramble Choices

Scramble Range: A -

D

16. 4-12 005/ 4,5/ / 0450402001/ A04AK3.2/ 3.4/ 3.6/ 33-[2/3]/ AMSAC

Given the following plant conditions:

52% power

AMSAC channel "B" is in TEST/CAL

"A" main feedwater flow instrument fails to 0%

Which of the following identifies the plant conditions?

- ✓A. AMSAC does not actuate.
- B. AMSAC actuates the "A" channel of EFIC.
- C. AMSAC actuates and trips the turbine, the reactor will not trip.
- D. AMSAC actuates and trips the turbine, which trips the reactor.

A. CORRECT: With a channel in TEST the other channel is blocked, no trip or actuation will occur.

B. The channel signal to EFIC is blocked and it will not actuate.

C. The channel is blocked no turbine trip will occur.

D. The channel is blocked no turbine trip will occur or reactor.

NEW 2002 NRC exam KEH 10/2/01

KEY WORDS:

Objective	Lesson Pla	Task Numbe	K/A	RO Import.	SRO Import	Initial/Re	System
4,5		0450402001	A04AK3.2	3.4	3.6	33-[2/3]	AMSAC

ANSWERS:

Single

Points 1

Version Answers:

0 1 2 3 4 5 6 7 8 9
A B C D A B C D A B

☒ Scramble Choices

Scramble Range: A -

D

17. 4-12 006/ 4/ / 0020102009/ 015AA1.03/ 3.7/ 3.8/ 33-[2/3]/ RPS

The following conditions exist:

The plant is operating at 85% power.

"A" RCPPM (SS6) Channel Test Switch is placed in "TEST" for RCP-1D.

The (SS1) Channel Key Switch is in "NORMAL".

Which of the following indicates the plant response should RCP-1C experience a locked rotor?

- A. Only RPS Channel "C" trips.
- ✓B. All RPS Channels trip.
- C. Only EFIC Channel "C" trips.
- D. All EFIC Channels trip.

A- With the test on RCP-1D, and RCP-1C trips; RPS will see a loss of two RCPs and each RPS pump monitor will trip their respective RPS channel.

B- CORRECT With each RPS pump monitor tripping their respective channel then all RPS channels will be tripped. Each RPS cabinet see "C" & "D" Tripped.

C & D EFIC looks for all four RCPs to be tripped to trip (actuate) the EFIC system.

OPS-4-12 RPS (OBJ. 4), section on RCPPM

OPS-4-31 EFIC (OBJ 2), section on actuation and ITS

NEW for 2002 NRC exam KEH 4/30/01 Modified to clarify the switches on the RCPPM per the OPS crew.

KEY WORDS:

Objective	Lesson Pla	Task Numbe	K/A	RO Import.	SRO Import	Initial/Re	System
4		0020102009	015AA1.03	3.7	3.8	33-[2/3]	RPS

ANSWERS:

Single

Points 1

Version Answers:

0 1 2 3 4 5 6 7 8 9
B C D A B C D A B C

☒ Scramble Choices

Scramble Range: A -

D

18. 4-13 001/ 2/ / 0130502001/ 013K3.02/ 4.3/ 4.5/ 33-[2/3]/ ES

Given the following plant conditions:

The reactor is shutdown.

The "HPI BYPASS PERMIT" lights are WHITE.

At 1700 psig, the operator bypasses all three channels for both trains of HPI.

An RCP seal leak then develops, causing the operator to trip the affected RCP and increase the plant cooldown rate.

RCS pressure decreases to 900 psig.

Select the appropriate ES response:

- A. HPI initiates on low RCS pressure due to the RCS leak.
 - ✓ B. The HPI "BISTABLE TRIPPED" lights are BLUE.
 - C. LPI initiates on low RCS pressure due to the RCS leak.
 - D. The LPI "BISTABLE TRIPPED" lights are BLUE.
- A. HPI was bypassed and will not actuate.
 B. CORRECT: The bistables will trip and light the lights, but will not actuate.
 C. LPI setpoint is not actuated at this pressure
 D. LPI bistables will not trip at this pressure.

NEW 2002 NRC EXAM KEH 8/27/01 (INPO BANK)

KEY WORDS:

Objective	Lesson Pla	Task Numbe	K/A	RO Import.	SRO Import	Initial/Re	System
2		0130502001	013K3.02	4.3	4.5	33-[2/3]	ES

ANSWERS:

Single

Points 1

Version Answers:

0 1 2 3 4 5 6 7 8 9

B C D A B C D A B C

☒ Scramble Choices

Scramble Range: A -

D

19. 4-13 002/ 5/ / 0130102006/ 013K2.01/ 3.6/ 3.8/ 33-[2/3]/ ES

At 100% full power the following Engineered Safeguards (ES) conditions exist:

- Reactor coolant (RCS) pressure is 1950 psig.
- ES channel 3 has the pressure bistable in the "test/operate" position for maintenance.

What will be the status of the ES system if ES channel 1 loses power?

- A. No ES channels are tripped for these conditions; no ES actuation will occur.
- B. Only channel 1 will be tripped; no ES actuation will occur.
- C. Both channels 1 and 3 will be tripped; only "A" side ES actuation will occur.
- ✓D. Both channels 1 and 3 will be tripped; both "A" and "B" side ES actuations will occur.

Reasons:

- A. and B. ES actuation is de-energize to actuate, channel 1 would be tripped. Channel 3 would also be tripped because it is in "test/operate". A full actuation should occur.
- C. With both channels 1 and 3 tripped the 2 out of 3 logic is made and both an "A" and "B" ES actuation should occur.
- D. Correct, ES actuation is de-energize to actuate, channel 1 would be tripped. Channel 3 would also be tripped because it is in "test/operate". A full actuation should occur.

NOB 2002 NRC exam KEH 10/12/01

LOI-99-01 FPCF; LOI1-T9BR/BS

KEY WORDS:

Objective	Lesson Pla	Task Numbe	K/A	RO Import.	SRO Import	Initial/Re	System
5		0130102006	013K2.01	3.6	3.8	33-[2/3]	ES

ANSWERS:

Single

Points 1

Version Answers:

0 1 2 3 4 5 6 7 8 9
D A B C D A B C D A

☒ Scramble Choices

Scramble Range: A -

D

20. 4-13 003/ 2/ / 0130502001/ 006A3.03/ 4.1/ 4.1/ 33-[1]/ ES

The plant has just received a valid engineered safeguards actuation system (ESAS) signal. A motor operated valve (MOV) in the high pressure injection system is repositioning to its ES position.

Which of the following is the expected sequence of ES status monitor light changes for this MOV as it repositions?

- A. green -- off -- amber
- B. green -- white -- amber
- ✓C. amber -- off -- green
- D. amber -- white -- green

A- Amber is the non-ES position which is the normal alignment

B- See above and there is no white light associated with the status lights

C- Correct. Amber to green and during the stroke the light would be off

D- There is no white light associated with the status lights

BANK QUESTION 2002 NRC EXAM KEH 5/10/2001 COMMON BANK BANK

KEY WORDS:

Objective	Lesson Pla	Task Numbe	K/A	RO Import.	SRO Import	Initial/Re	System
2		0130502001	006A3.03	4.1	4.1	33-[1]	ES

ANSWERS:

Single

Points 1

Version Answers:

0 1 2 3 4 5 6 7 8 9

C D A B C D A B C D

☒ Scramble Choices

Scramble Range: A -

D

21. 4-14 001/ 3/ / 0410402001/ 003AK1.13/ 3.2/ 3.6/ 33-[2/3]/ ICS

Given the following plant conditions:

- Reactor is at 70% power.
- ICS Reactor Bailey and Diamond stations are in MANUAL.
- All other ICS stations are in AUTOMATIC.
- Group 5 rod 6 is dropped fully into the core.

Which of the following indicates the core power distribution concern, and the Tave parameter response?

ASSUME NO OPERATOR ACTIONS.

- A. Negative Quadrant Power Tilt; Tave decreases and remains low.
- B. Negative Quadrant Power Tilt; Tave decreases and returns to setpoint.
- C. Positive Quadrant Power Tilt; Tave decreases and remains low.
- ✓D. Positive Quadrant Power Tilt; Tave decreases and returns to setpoint.

A/B/C. QPT will become more negative in the quadrant the rod is dropped into but the main operator limit concern is the flux shift and the positive QPT for the other 3 quadrants. Tave will return to setpoint as MFW has Tave control with the reactor in manual

D. CORRECT; As the rod is fully dropped into the core, power distribution is changed between the quadrants. The quadrant that the rod is dropped into is poisoned and the flux decreases and shifts the flux to the other quadrants. The quadrant that contains the dropped rod will indicate a negative QPT value and the other quadrants will indicate positive. These positive quadrants are producing most of the power and is the operators main power distribution limit concern. Tave will return to setpoint as MFW has Tave control with the reactor in manual.

NEW 2002 KEH (7/13/01) No references required

OPS 5-01(ITS) Obj 2,3; OPS 5-68 (AP545) Obj. 6,7 Task # 1150402013

KEY WORDS:

Objective	Lesson Pla	Task Numbe	K/A	RO Import.	SRO Import	Initial/Re	System
3		0410402001	003AK1.13	3.2	3.6	33-[2/3]	ICS

ANSWERS:

Single

Points 1

Version Answers:

0 1 2 3 4 5 6 7 8 9

D A B C D A B C D A

☒ Scramble Choices

Scramble Range: A -

D

22. 4-14 002/ 3,5/ / 0410402013/ 059K1.07/ 3.2/ 3.2/ 33-[2/3]/ ICS

Reactor power has been reduced to 80% to investigate indicated Main Feedwater flow oscillations in the "A" loop. With the plant stable at this power, the "A" Main Feedwater flow transmitter fails low. Assuming no SASS transfer occurs, which of the following describes the expected ICS response to this failure? Consider the results if the transient is allowed to continue for at least one minute.

- ✓A. ICS will increase FW to both OTSGs. Reactor Power will decrease.
- B. ICS will increase FW to the "A" OTSG and decrease FW to the "B" OTSG. Reactor Power will decrease.
- C. ICS will increase FW to both OTSGs. Reactor Power will increase.
- D. ICS will increase FW to the "A" OTSG and decrease FW to the "B" OTSG. Reactor Power will increase.

Reasons:

- A. Correct Answer. Feedwater will increase on the "A" side due to the failed transmitter. This will decrease Tc on that side. The delta Tc circuit will attempt to decrease flow to the affected side (unable to decrease due to failed instrument) while increasing flow to the other OTSG. The net result is an increase in feedwater flow to both OTSGs. When the transmitter fails, a large reduction in indicated feedwater flow will result. The indicated flow will be more than 5% below demand and therefore result in a feedwater to reactor cross limit reducing reactor demand by the amount of error above 5%.
- B. FW to the "B" OTSG will increase due to the actions of the delta Tc circuit discussed above.
- C. Reactor power will decrease because of the feedwater to reactor cross limit discussed above.
- D. FW to the "B" OTSG will increase and reactor power will decrease as discussed above.

22. 4-14 002/ 3,5/ / 0410402013/ 059K1.07/ 3.2/ 3.2/ 33-[2/3]/ ICS

New question written for Sept. 2000 RO and SRO exam. (3-15-00 CMC)

Additional KA # 1150402016

REPEAT

KEY WORDS:

Objective	Lesson Pla	Task Numbe	K/A	RO Import.	SRO Import	Initial/Re	System
3,5		0410402013	059K1.07	3.2	3.2	33-[2/3]	ICS

ANSWERS:Points **Version Answers:**

0 1 2 3 4 5 6 7 8 9

A	B	C	D	A	B	C	D	A	B
---	---	---	---	---	---	---	---	---	---

☒ Scramble Choices

Scramble Range: A -

23. 4-14 003/ 3/ / 0410402001/ 003K3.05/ 3.6/ 3.7/ 33-[2/3]/ ICS

Given the following plant conditions:

Plant is at 85% power

All ICS stations are in AUTOMATIC

RCP-1D trips its breaker on overcurrent

Which of the following identifies the initial ICS response?

- A. Feedwater flow will re-ratio based on the total feedwater flow control circuit.
- B. "TRACK" will be actuated based on the "Feedwater limited by Reactor" cross limit.
- ✓C. The Integrated Master will decrease demand at a rate sufficient to block the megawatt calibrating integral.
- D. The Unit Load Demand will decrease demand to the low load limit setpoint.

Reasons-

A- the total feedwater flow control will not control any feedwater flow until one OTSG is on low level limits, and the RCP trip (RCP flow circuit) will re-ratio feedwater

B- Track is actuated by a cross limit that would not be actuated based on the conditions during the runback.

C- Correct. The runback will be at 50%/min which is faster than the 2%/min rate that blocks the megawatt calibrating integral.

D- The ULD will decrease its demand but based on the runback to 75%, NOT the low load limit of 129 MWe

NEW NRC 2002 KEH 5/2/01 Modified Distractor C to add "megawatt" per the OPS crew.

KEY WORDS:

Objective	Lesson Pla	Task Numbe	K/A	RO Import.	SRO Import	Initial/Re	System
3		0410402001	003K3.05	3.6	3.7	33-[2/3]	ICS

ANSWERS:

Single

Points 1

Version Answers:

0	1	2	3	4	5	6	7	8	9
C	D	A	B	C	D	A	B	C	D

☒ Scramble Choices

Scramble Range: A -

D

24. 4-16 001/ 3/ / 1010402004/ 068AK2.07/ 3.3/ 3.4/ 33-[2/3]/ RSP

Given the following plant conditions:

Fire in the cable spreading room, the Control Room has been evacuated and transfer to the Remote Shutdown Panel has been completed.

Following the transfer, RCS pressure decreased to 1400 psig and initiated Engineering Safeguards.

Which of the following identifies the starting status of the Emergency Diesel Generators for this scenario?

- A. Must be started locally.
 - B. Must be started at the Remote Shutdown Panel.
 - C. Should have started when the transfer switches transferred control to the Remote Shutdown Panel.
 - ✓D. Should have auto started as a result of the Engineering Safeguards actuation.
- A. Local start is not required, auto start still functions.
 B. There is no remote start capabilities at the RSP.
 C. The transfer switch will not start the EDG
 D. CORRECT, ES actuates on low RCS pressure, AND this is the one circuit that ES will still actuate when control is transferred to the RSP.

OPS-4-16 page 7 refers to the EDG ES actuation, Objective 3

NEW 2002 KEH 8/1/01 Change # to psig per NRC

KEY WORDS:

Objective	Lesson Pla	Task Numbe	K/A	RO Import.	SRO Import	Initial/Re	System
3		1010402004	068AK2.07	3.3	3.4	33-[2/3]	RSP

ANSWERS:

Single

Points 1

Version Answers:

0	1	2	3	4	5	6	7	8	9
D	A	B	C	D	A	B	C	D	A

☒ Scramble Choices

Scramble Range: A -

D

25. 4-21 001/ 2/ / 1150502002/ E03EK1.2/ 3.8/ 4.0/ 33-[2/3]/ SPDS

Given the following SPDS indication of SCM:

Which combination would allow the operator to throttle or terminate HPI flow?

- ✓A. Black number(s) on Green background of +2.
- B. Black number(s) on Yellow background of -2.
- C. White number(s) on Red background of +20.
- D. White number(s) on Red background of -20.

A. CORRECT: Green is ASCM numbers are +

B. Yellow is ISCM numbers are -

C. Red is Superheat numbers are +

D. Red is Superheat numbers are +

NEW NRC exam 2002 KEH 9/25/01

KEY WORDS:

Objective	Lesson Pla	Task Numbe	K/A	RO Import.	SRO Import	Initial/Re	System
2		1150502002	E03EK1.2	3.8	4.0	33-[2/3]	SPDS

ANSWERS:

Single

Points 1

Version Answers:

0 1 2 3 4 5 6 7 8 9
A B C D A B C D A B

☒ Scramble Choices

Scramble Range: A -

D

26. 4-25 001/ 7/ / 0720402013/ 061AA1.01/ 3.6/ 3.6/ 33-[2/3]/ RM

Which of the following would cause the control board operator to request chemistry to sample for failed fuel?

- A. Power has been stable at 80% rated thermal power for the last 4 hours; RM-A7, nuclear sample room monitor, is in warning.
- ✓B. Power has been stable at 80% rated thermal power for the last 4 hours; RM-L1, letdown monitor, is in warning.
- C. Power decreased rapidly 2 hours ago, but is now stable at 55% rated thermal power; RM-G3, aux building sample room monitor, is in warning.
- D. Power decreased rapidly 2 hours ago, but is now stable at 55% rated thermal power; RM-L7, discharge canal monitor, is in warning.

A. Sample room does not indicate failed fuel.

B. CORRECT; Stable power with a letdown monitor warning, the AR has the operator call for a sample.

C. Sample room does not indicate failed fuel.

D. Down power can create a spike and it is anticipated after a down power, RM-L7 would not be the first indication of failed fuel.

INPO Bank : KEH 9/25/01 NRC 2002 exam

KEY WORDS:

Objective	Lesson Pla	Task Numbe	K/A	RO Import.	SRO Import	Initial/Re	System
7		0720402013	061AA1.01	3.6	3.6	33-[2/3]	RM

ANSWERS:

Single

Points 1

Version Answers:

0 1 2 3 4 5 6 7 8 9

B C D A B C D A B C

☒ Scramble Choices

Scramble Range: A -

D

27. 4-25 002/ 4/ / 0720102001/ 072A4.03/ 3.1/ 3.1/ 33-[1]/ RM

Placing an RMG ratemeter module check source switch in the "CHECK SOURCE" position will provide which of the following indications in the control room?

- A. No scale reading change on the ratemeter, both warning and high alarm lights will be lit.
- ✓B. Up scale reading on the ratemeter, warning and high alarm lights may or may not be lit.
- C. Mid-scale reading on the ratemeter, the warning alarm light will be lit.
- D. Full scale reading on the ratemeter, the high alarm light will be lit.

A. This checks the detector movement, the alarms would not light without meter movement.

B. CORRECT: This shows the detector response, and depending on the strength of the source it may actuate the warning or even the high alarms.

C. This will move based on the strength of the source and the warning may or may not be lit.

D. The movement may move to full scale, however, the warning light should also be lit, prior to the high alarm.

NEW 2002 NRC exam KEH 10/1/01 Modified distractors to ratemeter versus detector per OPS crew for proper nomenclature.

KEY WORDS:

Objective	Lesson Pla	Task Numbe	K/A	RO Import.	SRO Import	Initial/Re	System
4		0720102001	072A4.03	3.1	3.1	33-[1]	RM

ANSWERS:

Single

Points 1

Version Answers:

0 1 2 3 4 5 6 7 8 9
B C D A B C D A B C

☒ Scramble Choices

Scramble Range: A -

D

28. 4-25 003/ 3/ / 0070402004/ 068K6.10/ 2.5/ 2.9/ 33-[2/3]/ RM

The following plant conditions exist:

- The plant is in Mode 6 with refueling operations in progress.
- The 'A' DH Train is in service.
- Control room operators notice a slow decreasing trend in refueling canal water level.

Which of the following combination of indications could be used to determine the reason for the decrease in refueling canal water level?

- A. If the leak is into the SF cooler; RM-L3 would increase and DHCCC surge tank level would increase.
- ✓B. If the leak is into the DHHE; RM-L5 would increase and DHCCC surge tank level would increase.
- C. If the leak is into the SF cooler; RM-L5 would increase and SW surge tank level would increase.
- D. If the leak is into the DHHE; RM-L3 would increase and SW surge tank level would increase.

Reasons:

- A. RM-L3 will not detect a leak into the SF system.
- B. CORRECT. RM-L5 will detect a leak into the DC system.
- C. RM-L5 will not detect a leak into the SF system.
- D. RM-L3 will not detect a leak into the DC system.

ROT 4-25 Table 3, OPS 4-55 Obj. 3; AR-301 EP 0204; K/A #'s 068K1.01 2.4/2.6, 034A1.02 2.9/3.7, 008K1.04 3.3/3.3, A08AK2.2 3.8/4.0; Task # 0020402013

NRCN; LOI1-T5
BANK

KEY WORDS:

Objective	Lesson Pla	Task Numbe	K/A	RO Import.	SRO Import	Initial/Re	System
3		0070402004	068K6.10	2.5	2.9	33-[2/3]	RM

28. 4-25 003/ 3/ / 0070402004/ 068K6.10/ 2.5/ 2.9/ 33-[2/3]/ RM

ANSWERS:

Single

Points 1

Version Answers:

0	1	2	3	4	5	6	7	8	9
B	C	D	A	B	C	D	A	B	C

☒ Scramble Choices

Scramble Range: A -

D

29. 4-25 004/ 4 / 1190101031/ 060AA1.02/ 2.9/ 3.1/ 33-[1]/ RM

A waste gas leak has just developed in the Waste Gas Decay Tank area. RM-A2, Auxiliary Building Exhaust Duct Monitor; RM-A3, Auxiliary Building Exhaust Duct Waste Gas Area; and RM-A8, Auxiliary Building Exhaust Duct Monitor, are in high alarm. The RO reports the following fan status:

- AHF-9A, Penetration Cooling Fan is tripped.
- AHF-9B, Penetration Cooling Fan is off.
- AHF-10, Fuel Handling Area Supply Fan is running.
- AHF-11A, Auxiliary Building Supply Fan is off.
- AHF-11B, Auxiliary Building Supply Fan is off.
- AHF-30, Chemistry Laboratory Supply Fan is running.
- AHF-34A, Hot Machine Shop Welding Hood Exhaust Fan is tripped.

Which of the following components may need to be evaluated for proper operation?

- A. RM-A3 because AHF-9A and AHF-34A are tripped.
- B. RM-A3 because AHF-10 and AHF-30 are running.
- ✓C. RM-A2 because AHF-10 and AHF-30 are running.
- D. RM-A2 because AHF-9A and AHF-34A are tripped.

Reasons:

A. and B. RM-A3 in high alarm automatically trips AHF-11A and AHF-11B. There is no interlock between RM-A3 and AHF-9A, AHF-10, AHF-30 and AHF-34A.

C. Correct, RM-A2 in high alarm automatically trips AHF-9A, AHF-9B, AHF-10, AHF-11A, AHF-11B, AHF-30, and AHF-34A.

D. RM-A2 in high alarm automatically trips AHF-9A, AHF-9B, AHF-10, AHF-11A, AHF-11B, AHF-30, and AHF-34A.

New question written for LOI-99-01 SRO Audit exam (3-1-2000 mg)
Removed any mention of operability and now is a common question KEH 5/21/2001

BANK

29. 4-25 004/ 4/ / 1190101031/ 060AA1.02/ 2.9/ 3.1/ 33-[1]/ RM

KEY WORDS:

Objective	Lesson Pla	Task Numbe	K/A	RO Import.	SRO Import	Initial/Re	System
4		1190101031	060AA1.02	2.9	3.1	33-[1]	RM

ANSWERS:

Single

Points 1

Version Answers:

0	1	2	3	4	5	6	7	8	9
C	D	A	B	C	D	A	B	C	D

☒ Scramble Choices

Scramble Range: A - D

30. 4-25 005/ 4/ / 0720402002/ 029K1.01/ 3.4/ 3.7/ 33-[1]/ RM

Given the following plant conditions:

- Mode 5
- RB purge in progress
- RMA-1 (RB purge exhaust duct radiation monitor) gas high alarm actuates

Which of the following components are interlocked (stop or close) in this condition?

- A. AHF-6A/6B (RB purge supply fans)
- B. AHF-7A/7B (RB purge exhaust fans)
- C. AHFL-1A/1B (RB purge exhaust dampers)
- ✓D. AHV-1A/1B/1C/1D (RB purge supply/exhaust valves)

Reasons:

A/B Per AP-250 the fans must be tripped manually

C- these dampers are to the charcoal filters and are not interlocked with RMA-1

D- CORRECT RMA-1 is interlocked to close AHV-1A/B/C/D

Other K/A 069AA1.01 3.5/3.7/ 029K4.03 3.2/3.5

MODIFIED BANK

KEY WORDS:

Objective	Lesson Pla	Task Numbe	K/A	RO Import.	SRO Import	Initial/Re	System
4		0720402002	029K1.01	3.4	3.7	33-[1]	RM

ANSWERS:

Single

Points 1

Version Answers:

0 1 2 3 4 5 6 7 8 9
D A B C D A B C D A

☒ Scramble Choices

Scramble Range: A -

D

31. 4-28 001/ 4/ / 0080402011/ 001K1.09/ 2.8/ 3.1/ 33-[2/3]/ CRD

Given the following plant conditions:

CRD system is de-energized

Which of the following provide the Service water / Control Rod Drive interlock for the "A" and "B" CRD breakers?

- A. Service water flow switch in parallel with both CRD breakers closing coils.
- ✓B. Service water flow switch in series with each CRD breakers closing coil.
- C. Service water pump(s) breaker contact(s) in parallel with both CRD breakers closing coils.
- D. Service water pump(s) breaker contact(s) in series with each CRD breakers closing coil.

A. The flow switch can not be in parallel, it would not ensure SW flow.

B. CORRECT; The flow switch is in series with the closing coil of each breaker.

C/D. SW pump breaker contacts are not used.

NEW 2002 NRC KEH 8/9/01 No reference needed.

KEY WORDS:

Objective	Lesson Pla	Task Numbe	K/A	RO Import.	SRO Import	Initial/Re	System
4		0080402011	001K1.09	2.8	3.1	33-[2/3]	CRD

ANSWERS:

Single

Points 1

Version Answers:

0 1 2 3 4 5 6 7 8 9

☒ Scramble Choices

B C D A B C D A B C

Scramble Range: A -

D

32. 4-28 002/ 4/ / 0450402001/ 007EK2.02/ 3.5/ 3.6/ 33-[2/3]/ CRD

Given the following plant conditions:

Reactor trip from 100% power

Which of the following actuates the turbine trip?

- A. RPS reactor trip module will energize the reactor trip lockout relay.
 - ✓B. Redundant trip confirm circuit will energize the reactor trip lockout relay.
 - C. RPS reactor trip module will energize the turbine trip lockout relays.
 - D. Redundant trip confirm circuit will energize the turbine trip lockout relays.
- A. The RTM does not interface with the Rx Trip L/O
 B. CORRECT; Redundant trip confirm will actuate the Rx Trip L/O to trip the turbine.
 C. RTM does not interface with the Turbine L/O relays
 D. Redundant trip confirm does not interface with the Turbine trip L/O relays.

OPS 4-28 page 20 of 77 refers to the reactor trip lockout relay

NEW 2002 KEH 8/2/01

KEY WORDS:

Objective	Lesson Pla	Task Numbe	K/A	RO Import.	SRO Import	Initial/Re	System
4		0450402001	007EK2.02	3.5	3.6	33-[2/3]	CRD

ANSWERS:

Single

Points 1

Version Answers:

0 1 2 3 4 5 6 7 8 9
 B C D A B C D A B C

☒ Scramble Choices

Scramble Range: A -

D

33. 4-28 003/ 3,4/ / 0010402004/ 014K4.04/ 2.6/ 2.9/ 33-[1]/ CRD

Given the following plant conditions:

- A power increase is in progress.
- Group 7 rods are at 50% withdrawn
- Rod 7-4 is stuck at 47% withdrawn.
- PI panel indication is selected to RPI.

Which of the following indications would indicate that rod 7-4 is no longer moving?

- A. Individual control rod position indication on PI panel.
- B. Individual control rod position indication on plant computer.
- C. Group average indication on MCB or plant computer.
- ✓D. Individual control rod position on zone reference position panel.

Reason:

- A. & B. With RPI selected neither the PI panel or plant computer will indicate actual rod position, only rod position as a function of field rotation.
- C. The group average cannot determine which particular rod is not moving.
- D. CORRECT: the zone reference would show all the other rods at the 50% zone reference point and rod 7-4 would not have reached the 50 % level.

NOB 2002 NRC exam KEH 10/12/01

ROT 4-28 Section 1.4.8; [K/A # 001K4.01 3.5/3.8; 001A3.05 3.5/3.5 ; Task # 0010402022; 0010402013

NRCN; ROTs O - T8 & T8S; LOI1-T1

KEY WORDS:

Objective	Lesson Pla	Task Numbe	K/A	RO Import.	SRO Import	Initial/Re	System
3,4		0010402004	014K4.04	2.6	2.9	33-[1]	CRD

ANSWERS:

Single

Points 1

Version Answers:

0 1 2 3 4 5 6 7 8 9
D A B C D A B C D A

☒ Scramble Choices

Scramble Range: A -

D

34. 4-28 004/ 5/ / 0010402019/ 001G2.1.32/ 3.4/ 3.8/ 33-[2/3]/ CRD

The following conditions exist:

- A reactor startup is in progress.
- Control rod groups 1 through 3 are fully withdrawn.
- Group 4 rod withdrawal is stopped at 48%
- Source range NI counts are 540 cps and slowly increasing on NI-1 and NI-2
- Start-up rate is 0.2 DPM and constant on NI-1 and NI-2
- All rod motion has been stopped

Which of the following states the appropriate actions for the conditions stated above?

- A. Monitor the increasing count rate and verify power stabilizes below the point of adding heat before continuing rod withdrawal.
- B. Insert group 4 control rods, verify a Shutdown Margin of more than 1% exists and inform the Reactor Engineer of plant conditions.
- C. Insert groups 1 through 4 sequentially, request Chemistry to re-sample the RCS for boron concentration, and recalculate the ECP.
- ✓D. Trip the reactor and enter EOP-2, Vital System Status Verification.

Reasons:

- A. The indications in the stem of this question show that the reactor has achieved criticality on Safety Rods. Limits and Precautions of OP-502 direct the crew to immediately trip the reactor and enter EOP-2. Continued power increase should not be permitted.
- B. Insertion of all safety rods is required for these conditions. Insertion of only group 4 rods is not adequate.
- C. The safety rods should be inserted by tripping the reactor, not sequential insertion.
- D. Correct Answer: The indications in the stem of this question show that the reactor has achieved criticality on Safety Rods. Limits and Precautions of OP-502 (3.2.14) direct the crew to immediately trip the reactor and enter EOP-2.

34. 4-28 004/ 5/ / 0010402019/ 001G2.1.32/ 3.4/ 3.8/ 33-[2/3]/ CRD

New question written for Sept. 2000 RO and SRO exam. (3-8-00 CMC)

Additional Task # 0010102004, 0010502001

REPEAT

KEY WORDS:

Objective	Lesson Pla	Task Numbe	K/A	RO Import.	SRO Import	Initial/Re	System
5		0010402019	001G2.1.32	3.4	3.8	33-[2/3]	CRD

ANSWERS:

Single

Points 1

Version Answers:

0 1 2 3 4 5 6 7 8 9

D A B C D A B C D A

☒ Scramble Choices

Scramble Range: A -

D

35. 4-28 005/ 3/ / 1150502001/ 014A2.01/ 2.8/ 3.3/ 33-[1]/ CRD

Following a loss of off site power, what are the indications, if any, that Control Rod groups 1 through 7 are fully inserted?

- A. The CRD panel is de-energized, there are no indications that CRD groups 1 through 7 are fully inserted.
- B. All in-limit lights on the position indication panel and the diamond control panel are on.
- ✓C. Only the in-limit lights on the position indication panel are on.
- D. Only the in-limit lights on the diamond control panel are on.

Reasons:

- A. Following a plant modification made in 1999 (MAR 96-07-17-03) a battery backup power supply was added that powers the position indication in-limit lights following a loss of off-site power. The in-limit lights on the position indication panel would be on.
- B. The CRD system is de-energized, only the in-limit lights on the position indication panel would be on.
- C. Correct, because of the installation of MAR 96-07-17-03 only the in-limit lights on the position panel would be on.
- D. The in-limit lights on the diamond control panel will be de-energized.

New question written for Sept 2000 RO and SRO exam. (3-22-2000 mg)

REPEAT

KEY WORDS:

Objective	Lesson Pla	Task Numbe	K/A	RO Import.	SRO Import	Initial/Re	System
3		1150502001	014A2.01	2.8	3.3	33-[1]	CRD

ANSWERS:

Single

Points 1

Version Answers:

0 1 2 3 4 5 6 7 8 9
C D A B C D A B C D

☒ Scramble Choices

Scramble Range: A -

D

36. 4-52 001/ 3,4/ / 0040402006/ 004G2.1.30/ 3.9/ 3.4/ 33-[1]/ MUP

Given the following plant conditions:

- 100% full power.
- "B" MUP is in operation.
- Channel "B" (LT-2) is selected for MUT indication.

Which of the following describes the response of the makeup system if the Channel "A" (LT-1), MUT level transmitter fails low?

- ✓A. Only "A" side BWST suction valve (MUV-73) will receive an open signal.
- B. Only "B" side BWST suction valve (MUV-58) will receive an open signal.
- C. Both "A" and "B" side BWST suction valves (MUV-73/58) will receive an open signal.
- D. Neither BWST suction valve (MUV-73/58) will receive an open signal.

Reasons:

A. CORRECT: LT-1 ("A" Channel) supplies the signal to MUV-73

B., C. & D. These transmitters control their individual BWST suction valves.

OPSA1.BNK 2002 NRC exam KEH 10/12/01 [004A3.09 3.3/3.2]

NRCM; ROTs O - T13; LOI1-T9AR/T9AS

KEY WORDS:

Objective	Lesson Pla	Task Numbe	K/A	RO Import.	SRO Import	Initial/Re	System
3,4		0040402006	004G2.1.30	3.9	3.4	33-[1]	MUP

ANSWERS:

Single

Points 1

Version Answers:

0	1	2	3	4	5	6	7	8	9
A	B	C	D	A	B	C	D	A	B

☒ Scramble Choices

Scramble Range: A -

D

37. 4-52 002/ 3,4,7 / 1150402016/ 057AA1.05/ 3.2/ 3.4/ 33-[1]/ MUP

Given the following plant conditions:

100% power

NNI-X power is lost.

Which of the following describes how seal injection flow to the RCPs would be controlled via MUV-16, seal injection control valve?

- ✓A. Will respond in the manual mode only.
- B. Will respond in auto from a backup power supply.
- C. Will fail closed, the bypass valve, MUV-452, will need to be throttled.
- D. Will fail open, the auxiliary building operator will need to control flow locally.

A. CORRECT: Will control in manual with a loss of NNI-X

B. No auto power backup exist.

C. The valve does not fail closed.

D. The valve does not fail open.

OPSA1.BNK 2002 NRC exam KEH 10/12/01

ROTs K - T2; ROTs M - T6B (Modified Distractor "A" per NRC to add "ONLY".

KEY WORDS:

Objective	Lesson Pla	Task Numbe	K/A	RO Import.	SRO Import	Initial/Re	System
3,4,7		1150402016	057AA1.05	3.2	3.4	33-[1]	MUP

ANSWERS:

Single

Points 1

Version Answers:

0 1 2 3 4 5 6 7 8 9
A B C D A B C D A B

☒ Scramble Choices

Scramble Range: A -

D

38. 4-55 001/ 7/ / 0070402005/ 026A1.06/ 2.7/ 3.0/ 33-[2/3]/ DHCC

Given the following plant conditions:

- Reactor Coolant pressure is 1600 psig.
- Reactor Building pressure is 2.1 psig.
- The "B" Decay Heat Closed Cycle Cooling Pump (DCP-1B) is tagged out for maintenance.

Which of the following safety related equipment will be without cooling water?

- A. MUP-1C, RWP-2B and BSP-1B are without cooling water.
- B. MUP-1B, RWP-3B and BSP-1B are without cooling water.
- C. MUP-1B, RWP-2B and BSP-1B are without cooling water.
- ✓D. MUP-1C, RWP-3B and BSP-1B are without cooling water.

- A. RWP-2B is cooled from SW
- B. MUP-1B is cooled from SW
- C. MUP-1B and RWP-2B are cooled from SW
- D. CORRECT: All of these pumps are cooled from DC "B"

OPSA1.BNK 2002 NRC exam KEH 10/12/01 [008K1.02 3.3/3.4]

ROTs O - T8 & T8S; LOI1-T8AR/T8AS

KEY WORDS:

Objective	Lesson Pla	Task Numbe	K/A	RO Import.	SRO Import	Initial/Re	System
7		0070402005	026A1.06	2.7	3.0	33-[2/3]	DHCC

ANSWERS:

Single

Points 1

Version Answers:

0 1 2 3 4 5 6 7 8 9
D A B C D A B C D A

☒ Scramble Choices

Scramble Range: A -

D

39. 4-56 001/ 4/ / 0080402006/ 008K4.09/ 2.7/ 2.9/ 33-[1]/ SW

Given the following plant conditions:

- The "C" Nuclear Services Closed Cycle Cooling Water Pump (SWP-1C) is in operation.
- An accident in the seawater room results in completely shearing off the SW surge tank suction line.

Which of the following describes the initial response of the SWPs?

- A. SWP-1B auto starts and SWP-1C trips. SWP-1A remains in standby.
- ✓B. SWP-1B auto starts first; then SWP-1A auto starts and SWP-1C trips.
- C. SWP-1A auto starts first; then SWP-1B auto starts and SWP-1C trips.
- D. Both SWP-1A and SWP-1B auto start and SWP-1C continues to run.

Reasons:

- A. SWP-1A auto starts 8 seconds later.
- B. CORRECT: SWP-1B starts first, the loss of suction low pressure would require SWP-1A. The first Emergency SWP that starts, will then trip SWP-1C 15 seconds later
- C. SWP-1B auto starts first.
- D. SWP-1C trips 15 seconds after SWP-1A or 1B starts.

NOB 2002 NRC exam KEH 10/12/01

K/A # 076K4.02 2.9/3.2; 008K4.01 3.1/3.1;

NRCN; LOI-99-01 FPCF; LOI1-T9BR/BS

KEY WORDS:

Objective	Lesson Pla	Task Numbe	K/A	RO Import.	SRO Import	Initial/Re	System
4		0080402006	008K4.09	2.7	2.9	33-[1]	SW

ANSWERS:

Single

Points

Version Answers:

0	1	2	3	4	5	6	7	8	9
B	C	D	A	B	C	D	A	B	C

☒ Scramble Choices

Scramble Range: A -

40. 4-57 001/ 7/ / 0760402003/ 075K1.01/ 2.5/ 2.5/ 33-[2/3]/ RW

Given the following plant conditions:

- A controlled plant shutdown is in progress due to a shaft failure of RWP-2A.
- The reactor is critical with RCS temperature at 545° F.
- PZR level is 95".
- The SPO reports that CWTS-2 is completely clogged with debris and will not start and the flume water level is almost empty.

Which of the following actions, and applicable reasons for these actions, should be performed?

- A. No action required, RWP-1 and RWP-2B are not affected.
- B. Trip the reactor and initiate EFIC due to the loss of CW cooling to the condenser.
- C. Trip the reactor due to low PZR level.
- ✓D. Trip the reactor due to the loss of SW RW flow.

Reasons:

- A. This failure will render RWP-1 and RWP-2B inoperable. The reactor should be tripped due to the loss of SW RW flow.
- B. CW cooling is not affected by this failure.
- C. During a plant startup or shutdown PZR level is allowed to be < 100" without tripping the reactor.
- D. CORRECT: The reactor should be tripped due to the loss of SW RW flow. AI-505 memory item.

OPSA1.BNK (5-14 001) 2002 NRC exam KEH 10/11/01

NRCN; ROTs O - T13 K/A # G2.4.1 4.6/4.6

KEY WORDS:

Objective	Lesson Pla	Task Numbe	K/A	RO Import.	SRO Import	Initial/Re	System
7		0760402003	075K1.01	2.5	2.5	33-[2/3]	RW

ANSWERS:

Single

Points 1

Version Answers:

0 1 2 3 4 5 6 7 8 9
D A B C D A B C D A

☒ Scramble Choices

Scramble Range: A -

D

41. 4-59 001/ 4,5,7// 1150402011/ 059AK2.01/ 2.7/ 2.8/ 33-[2/3]/ WL

During a liquid release, the control board operator receives an RM-L2 trip on a valid high radiation condition.

Which of the following combinations of actions must be performed by operations?

- A. The auxiliary building operator must be notified to ensure that the release isolation valve (SDV-90) has automatically closed; the same liquid radwaste release permit will apply when the release is restarted.
 - B. The auxiliary building operator must be notified to ensure that the release isolation valves (WDV-891/892) have automatically closed; the same liquid radwaste release permit will apply when the release is restarted.
 - C. The auxiliary building operator must be notified to ensure that the release isolation valve (SDV-90) has automatically closed; the liquid radwaste release permit will be closed out.
 - ✓D. The auxiliary building operator must be notified to ensure that the release isolation valves (WDV-891/892) have automatically closed; the liquid radwaste release permit will be closed out.
- A. Valve (secondary release) and the release permit must be regenerated.
 B. Release permit must be regenerated.
 C. Valve (secondary release).
 D. CORRECT; isolate release, and must start the release process over.

INPO bank : KEH NRC exam 2002 9/25/01

KEY WORDS:

Objective	Lesson Pla	Task Numbe	K/A	RO Import.	SRO Import	Initial/Re	System
4,5,7		1150402011	059AK2.01	2.7	2.8	33-[2/3]	WL

ANSWERS:

Single

Points 1

Version Answers:

0 1 2 3 4 5 6 7 8 9
 D A B C D A B C D A

☒ Scramble Choices

Scramble Range: A -

D

42. 4-60 001/ 7/ / 0020402003/ 004K3.04/ 3.7/ 3.9/ 33-[2/3]/ RCP

Given the following plant conditions:

100% power.

MUV-16 (RCP seal flow control valve) fails closed.

Service water flow to the RCPs is maintained.

Which of the following action(s) is correct with regard to the RCPs?

- A. Trip all RCPs within 2 minutes.
- B. Trip all RCPs within 5 minutes.
- C. Trip all RCPs within 30 minutes.
- ✓D. No action is required.

A. This is the action if loss of both Seal injection and SW both.

B. This is the action if loss of SW to the RCPs.

C. This is the action if loss of SW to the RCPs if in an EOP.

D. CORRECT: as long as SW is available you can operate without seal injection.

NEW 2002 NRC KEH/MKG 8/9/01 No references required these are L&Ps in OP-302 and 402.

KEY WORDS:

Objective	Lesson Pla	Task Numbe	K/A	RO Import.	SRO Import	Initial/Re	System
7		0020402003	004K3.04	3.7	3.9	33-[2/3]	RCP

ANSWERS:

Single

Points 1

Version Answers:

0 1 2 3 4 5 6 7 8 9
D A B C D A B C D A

☒ Scramble Choices

Scramble Range: A -

D

43. 4-62 001/ 3/ 2-30/ 0260502004/ 027G2.1.28/ 3.2/ 3.3/ 33-[1]/ RBS

Which one of the following parameters is controlled to limit the amount of iodine in the RB atmosphere following a LOCA?

- A. The volume of galvanized metal inside containment.
- B. The volume of aluminum inside containment.
- ✓C. The pH of the RB sump.
- D. The temperature of the RB atmosphere.

Reasons:

- A. This parameter is limited to reduce the amount of post-LOCA hydrogen and does not affect iodine in the RB atmosphere.
- B. This parameter is limited to reduce the amount of post-LOCA hydrogen and does not affect iodine in the RB atmosphere.
- C. Correct Answer. TSP baskets inside containment adjust the pH of the RB sump to between 7.0 and 11.0. This range of pH creates non-volatile iodine and limits the amount of iodine in the RB atmosphere.
- D. RB spray limits containment pressure by spraying liquid into the steam atmosphere but any reduction of RB temperature is a byproduct of this pressure reduction and not intended to limit iodine in the RB atmosphere.

New Question written for Sept. 2000 RO and SRO exam. (3-6-00 CMC)

Additional Task numbers; 1150502007, 1150402016

REPEAT

KEY WORDS:

Objective	Lesson Pla	Task Numbe	K/A	RO Import.	SRO Import	Initial/Re	System
3	2-30	0260502004	027G2.1.28	3.2	3.3	33-[1]	RBS

ANSWERS:

Single

Points 1

Version Answers:

0 1 2 3 4 5 6 7 8 9
C D A B C D A B C D

☒ Scramble Choices

Scramble Range: A -

D

44. 4-63 001/ 4 / 1030402002/ 103A1.01/ 3.7/ 4.1/ 33-[2/3]/ RB VENT

Given the following plant conditions:

Small RCS leak.

Containment temperature 150°F.

AHF-1A is running in slow speed (AHF-1A/B are ES selected).

ES actuates.

Which of the following is the final containment cooling fan configuration?

- ✓A. AHF-1A remains running in slow speed, AHF-1B is off.
 - B. AHF-1A remains running in slow speed, AHF-1B starts in slow speed.
 - C. AHF-1A trips, AHF-1B starts in slow speed.
 - D. AHF-1A trips, AHF-1A starts in slow speed.
- A. CORRECT: AHF-1A will continue to run in slow speed.
 B. AHF-1B will not start even though it is ES selected.
 C. AHF-1A will not trip, nor will AHF-1B start.
 D. AHF-1A will not trip.

NEW CR-3 (MODIFIED INPO BANK) KEH 2002 NRC 8/21/01

KEY WORDS:

Objective	Lesson Pla	Task Numbe	K/A	RO Import.	SRO Import	Initial/Re	System
4		1030402002	103A1.01	3.7	4.1	33-[2/3]	RB VENT

ANSWERS:

Single

Points 1

Version Answers:

0 1 2 3 4 5 6 7 8 9
 A B C D A B C D A B

☒ Scramble Choices

Scramble Range: A -

D

45. 4-63 002/ 3/ / 0620402007/ 022K2.01/ 3.0/ 3.1/ 33-[1]/ RB VENT

An electrical fault has resulted in ES MCC 3AB being de-energized.

Which of the following components will be unavailable as a result of this malfunction?

- ✓A. Reactor Building Air Handling Fan 1C (AHF-1C)
- B. Nuclear Services Raw Water Pump 1C (RWP-1C)
- C. Inverter 1C (VBIT-1C)
- D. Make-up Pump 1C Main Lube Oil Pump (MUP-2C)

Reasons:

- A. Correct Answer: AHF-1C is powered from ES MCC 3AB and would be lost if this component is de-energized.
- B. RWP-1C is a 4160V load not powered from ES MCC 3AB..
- C. Inverter 1C is not dependent on a single power supply and does not receive power from ES MCC 3AB.
- D. MUP-2C is not powered from ES MCC 3AB.

New question written for Sept. 2000 RO and SRO exam. (6-20-00 CMC)

Additional Task # 0620402010

REPEAT

KEY WORDS:

Objective	Lesson Pla	Task Numbe	K/A	RO Import.	SRO Import	Initial/Re	System
3		0620402007	022K2.01	3.0	3.1	33-[1]	RB VENT

ANSWERS:

Single

Points 1

Version Answers:

0 1 2 3 4 5 6 7 8 9

A B C D A B C D A B

☒ Scramble Choices

Scramble Range: A -

D

46. 4-63 003/ 5,7/ / 0880102014/ G2.3.9/ 2.5/ 3.4/ 33-[2/3]/ RB VENT

Given the following plant conditions:

- Plant in MODE 5
- Containment purge in operation
- Outside ambient air temperature is 64°F
- Both CFTs are being depressurized for maintenance and are currently at 100 psig.
- Rosemont pressure transmitters associated with RCS Pressure are being calibrated by a team of I&C technicians in the RB.

A failure of all purge heaters has resulted in the following RB conditions:

- 95' RB Air Temperature is 65°F
- 119' RB Air Temperature is 66°F

Which of the following statements describe action required for these conditions and the basis of those actions?

- A. Depressurize both Core Flood Tanks to less than or equal to 40 psig to prevent possible brittle fracture.
- B. Fully depressurize and drain both Core Flood Tanks to prevent boron stratification and rocking up of core flood system piping.
- ✓C. Suspend Rosemont transmitter calibration until RB Air Temperature is at or above 70°F to ensure design input data is within analyzed conditions.
- D. Verify I&C calibration is temperature corrected to ensure base line data meets the new RB temperature conditions.

46. 4-63 003/ 5,7/ / 0880102014/ G2.3.9/ 2.5/ 3.4/ 33-[2/3]/ RB VENT

Reasons:

- A. CFTs are already below the 140 psig brittle fracture value associated with RB temperatures below 70°F. No requirement exists to further depressurize the tanks to 40 psig.
- B. Temperatures below 70°F pose a brittle fracture concern if CFTs are pressurized above 140 psig but no requirement exists to depressurize and drain a CFT that is below this temperature. Normal CFT boron concentrations would not lead to boron coming out of solution at ambient temperatures of 68°F or 69°F.
- C. Correct Answer. Per the Limits and Precautions of OP-417, Containment Operating Procedure, the crew must maintain RB air temperature at or above 70°F during instrument calibration. The basis of the L&P states that this is to ensure design inputs utilized and specified by design calculation are maintained in order to keep the plant within analyzed conditions.
- D. No temperature correction of calibration base line data is required. Further calibration should not occur until RB air temperature is at or above 70°F.

New Question Written for Sept. 2000 RO and SRO exam. (3-29-00 CMC)

Additional Task # 1150402016

REPEAT

KEY WORDS:

Objective	Lesson Pla	Task Numbe	K/A	RO Import.	SRO Import	Initial/Re	System
5,7		0880102014	G2.3.9	2.5	3.4	33-[2/3]	RB VENT

ANSWERS:

Single

Points 1

Version Answers:

0 1 2 3 4 5 6 7 8 9
C D A B C D A B C D

☒ Scramble Choices

Scramble Range: A -

D

47. 4-68 001/ 3,4/ / 0590102009/ 039A4.03/ 2.8/ 2.8/ 33-[1]/ MFW

Which of the following is available on the main control board (ICS section) for the main feedwater turbine?

- ✓A. Control valve position.
- B. First stage pressure.
- C. Steam pressure (chest).
- D. Turbine rotor position.

A. CORRECT: The control valve position on scale 0 - 100 % just above rpm meter.

B. Main Turbine indication in control room, NOT MFW turbine.

C. Main Turbine indication in control room, NOT MFW turbine.

D. Main Turbine indication in control room, NOT MFW turbine.

NEW NRC exam 2002 KEH 10/1/01

KEY WORDS:

Objective	Lesson Pla	Task Numbe	K/A	RO Import.	SRO Import	Initial/Re	System
3,4		0590102009	039A4.03	2.8	2.8	33-[1]	MFW

ANSWERS:

Single

Points 1

Version Answers:

0 1 2 3 4 5 6 7 8 9
A B C D A B C D A B

☒ Scramble Choices

Scramble Range: A -

D

48. 4-69 001/ 4/ / 0590402001/ 056K1.03/ 2.6/ 2.6/ 33-[1]/ CD

Which of the following describes the direct signal that decreases condensate flow demand on a loss of one MFW pump at 80% power?

- A. A signal that compares existing CD pump speed with FW flow and hotwell level.
- B. A signal that compares existing CD pump speed with FW flow and deaerator level.
- C. A signal that compares existing CD flow with FW flow and hotwell level.
- ✓D. A signal that compares existing CD flow with FW flow and deaerator level.

Reasons:

- A. FW flow and CD pump speed do not modify condensate demand.
- B. FW flow and CD pump speed do not modify condensate demand.
- C. FW flow and CD flow are compared to modify condensate demand. Hotwell level will increase but this will only modify the position of CDV-88, not actual CD demand.
- D. FW flow and CD flow are compared to modify condensate demand. Deaerator level is another part of the comparison.

This question also addressed K/A #'s 056K6.03 2.1/2.4, 059K1.01 2.3/2.3; Unmodified repeat question from LOI 99-01 program; NRCN BANK

KEY WORDS:

Objective	Lesson Pla	Task Numbe	K/A	RO Import.	SRO Import	Initial/Re	System
4		0590402001	056K1.03	2.6	2.6	33-[1]	CD

ANSWERS:

Single

Points

Version Answers:

0 1 2 3 4 5 6 7 8 9

☒ Scramble Choices

Scramble Range: A -

49. 4-90 001/ 3,4,9/ / 1150502011/ 055EA1.06/ 4.1/ 4.5/ 33-[2/3]/ ELEC DIST

Given the following plant conditions:

Recovering from a station blackout condition.

No offsite power available.

Only the "A" EDG operable.

Which of the following is correct?

- A. The EDG output breaker handle must be momentarily held in the "close" position to override the ES bus undervoltage relay.
- ✓B. The EDG output breaker will automatically close once the EDG has started and all other feeder breakers to it's respective bus are open.
- C. The EDG output breaker will automatically close once the EDG has started and 2 minutes have elapsed from the engine ready light being energized.
- D. The EDG should be used to backfeed the "B" 480 VAC ES bus to restore essential loads.

A. This is for a feeder breaker from offsite power source, with no EDG running.

B. CORRECT: Cross tie blocking has all feeders open then the EDG breaker will auto close.

C. The 2 minutes is if the EDG had tripped then the SDR has a 2 minute timer.

D. This would cross tie the ES busses, no train separation.

NEW 2002 NRC exam KEH 10/1/01

KEY WORDS:

Objective	Lesson Pla	Task Numbe	K/A	RO Import.	SRO Import	Initial/Re	System
3,4,9		1150502011	055EA1.06	4.1	4.5	33-[2/3]	ELEC DIST

ANSWERS:

Single

Points 1

Version Answers:

0 1 2 3 4 5 6 7 8 9
B C D A B C D A B C

☒ Scramble Choices

Scramble Range: A -

D

50. 4-90 002/ 3,4,7// 0640402001/ 064K3.02/ 4.2/ 4.4/ 33-[1]/ ELEC DIST

Given the following plant conditions:

A High Pressure Injection (HPI) actuation has started the "A" Emergency Diesel Generator (EDG-1A).

Undervoltage on the "A" ES bus occurs

Which of the following would prevent EDG-1A automatic breaker (3209) closure?

- A. EDG-1A is operating at 61 Hz and 4200 volts.
- B. EDG-1B is running with its output breaker (3210) closed.
- ✓C. The under-voltage relays are tripped and the normal feeder breaker is still closed.
- D. The synchronizing check relays sense an out of phase condition.

Reasons:

- A. These conditions would not prevent breaker closure.
- B. This is not a cross-tie blocking situation.
- C. CORRECT: With the UV condition and the feeder still closed this is in the close circuit for 3209, a "b" contact for the feeder breaker.
- D. The sync. check relays are not in the automatic breaker closure circuit.

OPSA1.BNK 2002 NRC exam KEH 10/12/01 [064A4.06 3.9/3.9]

NRC 6-97; ROTs M - T6A; ROTs N - T4 & T4A; ROTs O - T14

KEY WORDS:

Objective	Lesson Pla	Task Numbe	K/A	RO Import.	SRO Import	Initial/Re	System
3,4,7		0640402001	064K3.02	4.2	4.4	33-[1]	ELEC DIST

ANSWERS:

Single

Points 1

Version Answers:

0 1 2 3 4 5 6 7 8 9
C D A B C D A B C D

☒ Scramble Choices

Scramble Range: A -

D

51. 4-90 003/ 4/ / 0640202001/ A05AK2.1/ 4.0/ 3.8/ 33-[2/3]/ ELEC DIST

The following light indications are present on the main control board.

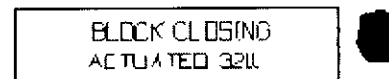
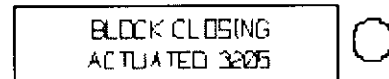
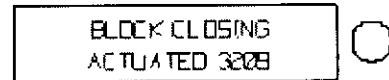
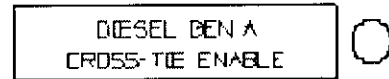
Startup 3203 3204

BEST 3205 3206

Unit Aux 3207 3208

EDG 3209 3210

OPT 3211 3212



A plant startup is in progress with reactor power at 10%. Which of the following sets of conditions will cause the above indication? Assume sufficient time for automatic actions to have occurred.

- A. The offsite power transformer is OOS (tagged out) for oil leak repair.
SP-354A is in progress with Breaker 3209 closed.
A spurious 'A' train ES actuation has just occurred.
- B. SP-354A is in progress with Breaker 3209 closed.
The Startup Transformer is OOS (tagged out) for oil leak repair.
A loss of Off-Site power has just occurred, Bkr 3211 has failed to open.
- ✓C. SP-354B is in progress with Breaker 3210 closed.
The Startup Transformer is OOS (tagged out) for oil leak repair.
A loss of Off-Site power has just occurred, Bkr 3212 has failed to open.
- D. The offsite power transformer is OOS (tagged out) for oil leak repair.
SP-354B is in progress with Breaker 3210 closed.
A spurious 'B' train ES actuation has just occurred.

51. 4-90 003/ 4/ / 0640202001/ A05AK2.1/ 4.0/ 3.8/ 33-[2/3]/ ELEC DIST
CHECK ENABLE LIGHT-should be on

Reasons:

- A. These conditions have 3205, 3206 and 3209 closed. 3210 will be blocked.
- B. These conditions have 3209, 3211 and 3212 closed. 3210 will be blocked.
- D. These conditions have 3205, 3206 and 3210 closed. 3209 will be blocked.

NRCM; ROTs O - T13

Additional K/A A05AK3.1 3.2/3.4

BANK QUESTION 2002 NRC EXAM 5/10/2001 KEH

KEY WORDS:

Objective	Lesson Pla	Task Numbe	K/A	RO Import.	SRO Import	Initial/Re	System
4		0640202001	A05AK2.1	4.0	3.8	33-[2/3]	ELEC DIST

ANSWERS:

Single

Points 1

Version Answers:

0 1 2 3 4 5 6 7 8 9

C D A B C D A B C D

☒ Scramble Choices

Scramble Range: A -

D

52. 4-91 001/3,5//0620102001/062A3.04/2.7/2.9/33-[1]/AC DIST

While starting an inverter (A,B,C,D) in accordance with OP-703 section 4.7 you must "DEPRESS and HOLD" the precharge pushbutton.

Which of the following is the reason for this action?

- A. This will auto close the battery input breaker (DC) to the inverter once the inverter output voltage reaches 120VAC.
 - ✓B. This bypasses the battery input breaker (DC) to the inverter to minimize in rush current.
 - C. This charges the 85 second time delay relays to prevent unnecessary shifting of inverters between the input supplies.
 - D. This energizes the output auctioneer initially to select the AC input and maintain the DC input in standby.
- A. There is no auto closure of any input breakers on the inverters.
 B. CORRECT: This will allow the DC side to charge and minimize the current rush.
 C. The 85 second time delay relays are there but they do not need any charging.
 D. The auctioneer is set to select the AC input as the preferred source.

NEW 2002 NRC exam KEH 10/1/01

KEY WORDS:

Objective	Lesson Pla	Task Numbe	K/A	RO Import.	SRO Import	Initial/Re	System
3,5		0620102001	062A3.04	2.7	2.9	33-[1]	AC DIST

ANSWERS:

Single

Points 1

Version Answers:

0 1 2 3 4 5 6 7 8 9
 B C D A B C D A B C

☒ Scramble Choices

Scramble Range: A -

D

53. 4-91 002/ 6/ / 0620402017/ 057AK3.01/ 4.1/ 4.4/ 33-[2/3]/ AC DIST

With the plant at 100% power a catastrophic failure of VBIT-1C rendered it inoperable and caused both of the VBXSs that it feeds to fail "as is" (no transfer to their alternate power supply).

Which of the following describes the EOP/AP action(s), if any, that should be taken?

- A. AP-581, Loss of NNI-X, should be entered.
- B. AP-582, Loss of NNI-Y, should be entered.
- ✓C. AP-430, Loss of Control Room Alarms, should be entered.
- D. Trip both MFW pumps and the reactor due to the loss of ICS power. EOP-2, Vital System Status Verification, and Rule 3, EFW Control, should be entered.

Reasons:

- A. The ABT for NNI-X should transfer to VBDP-1 on a loss of VBDP-5.
- B. Neither VBDP-5 or 9 feed NNI-Y therefore no loss of power should occur.
- C. Correct, VBDP-5 powers the annunciator monitor and typer.
- D. This would be the correct response for a loss of ICS power however neither VBDP-5 or 9 feed ICS therefore no loss of power should occur.

NRCM; ROTs O - T13; Bank question (4-91 1) used for LOI-99-01 SRO and RO Audit exam (8-8-2000 mg)

BANK

KEY WORDS:

Objective	Lesson Pla	Task Numbe	K/A	RO Import.	SRO Import	Initial/Re	System
6		0620402017	057AK3.01	4.1	4.4	33-[2/3]	AC DIST

ANSWERS:

Single

Points 1

Version Answers:

0 1 2 3 4 5 6 7 8 9
C D A B C D A B C D

☒ Scramble Choices

Scramble Range: A -

D

54. 4-93 001/ 4, 7, 9 / / 0780402006/ 055K3.01/ 2.5/ 2.7/ 33-[2/3]/ AR

The following plant conditions exist:

- The plant is at 50% power, 437 MWe.
- The "A" Condenser Air Removal pump, ARP-1A is tagged out to complete installation.
- There is a small condenser air leak.
- Condenser vacuum has decreased to 6 inches Hg absolute and is stable at that value.

If no actions are taken by operations personnel to mitigate these conditions, which of the following describes the condition of ARP-1B ?

- A. ARP-1B is running in the holding mode with the air ejector in service and the Main Control Board low vacuum white light is LIT.
- ✓B. ARP-1B is running in the holding mode with their air ejector in service and the Main Control Board low vacuum white light is OFF.
- C. ARP-1B is running in the hogging mode with the air ejector bypassed and the Main Control Board low vacuum white light is LIT.
- D. ARP-1B is running in the hogging mode with the air ejector bypassed and the Main Control Board low vacuum white light is OFF.

Reasons:

- A. ARP-1B is already running and the light should be OFF.
- B. Correct, ARP-1B should be running at 4" and the vacuum lights turn OFF at 4". However this condition is at 6".
- C. ARP-1B is running, hogging mode starts at 7" and the vacuum lights turn OFF at 4".
- D. Hogging mode starts at 7".

54. 4-93 001/ 4, 7, 9// 0780402006/ 055K3.01/ 2.5/ 2.7/ 33-[2/3]/ AR
New question written for LOI-99-01 SRO and RO Audit exam (8-4-2000 kh)
BANK (Modified this question to conform to the plant conditions, with the two designs of vacuum pumps, this is correct for the "B" pump 12/6/01, checked OP-607 for setpoints.Modified in outage 12R class has not had the training for the new pump so this question is the material they have covered.

KEY WORDS:

Objective	Lesson Pla	Task Numbe	K/A	RO Import.	SRO Import	Initial/Re	System
4, 7, 9		0780402006	055K3.01	2.5	2.7	33-[2/3]	AR

ANSWERS:

Single

Points 1

Version Answers:

0	1	2	3	4	5	6	7	8	9
B	C	D	A	B	C	D	A	B	C

☒ Scramble Choices

Scramble Range: A - D

55. 4-93 002/ 5,6,8// 0450402005/ 051AA2.02/ 3.9/ 4.1/ 11-[1]/ AR

The following plant conditions exist:

- The plant is at 50% power.
- Condenser vacuum is 25 in-Hg and steady.
- Low pressure turbine exhaust temperature is 258° F.

Based on these conditions which of the following action(s) should be taken?

- A. Restore vacuum to > 26.5 in-Hg within five minutes or trip the turbine.
- B. Immediately reduce power to < 30% and trip the main turbine within five minutes.
- ✓C. Trip the main turbine immediately.
- D. Increase hood spray flow.

Reasons:

- A. If reactor power was less than 30% then this would be the correct action to take, based on vacuum only.
- B. If vacuum was < 24.5 in-Hg then this would be the correct action to take, based on vacuum only.
- C. CORRECT. Vacuum is adequate for this power level however with low pressure turbine exhaust temperature > 250° F OP-607 requires the main turbine to be tripped immediately.
- D. Vacuum is adequate for this power level however with low pressure turbine exhaust temperature > 250° F OP-607 requires the main turbine to be tripped immediately. Hood spray is a fixed value. Flow cannot be increased.

OPS 4-93 Section 1-8.A; OP-607 Steps 3.2.4 & 4.5.8; AR-603 EP 1634; KA #'s G2.1.32 3.4/3.8, G2.2.22 3.4/4.1

NRCM
BANK

55. 4-93 002/ 5,6,8/ / 0450402005/ 051AA2.02/ 3.9/ 4.1/ 11-[1]/ AR

KEY WORDS:

Objective	Lesson Pla	Task Numbe	K/A	RO Import.	SRO Import	Initial/Re	System
5,6,8		0450402005	051AA2.02	3.9	4.1	11-[1]	AR

ANSWERS:

Single

Points 1

Version Answers:

0	1	2	3	4	5	6	7	8	9
C	D	A	B	C	D	A	B	C	D

☒ Scramble Choices

Scramble Range: A - D

56. 4-93 003/ 6, 8/ / 0550402001/ 2.4.48/ 3.5/ 3.8/ 33-[1]/ AR

Given the following plant conditions:

The plant is performing a power increase and just completed passing through the Main Feedwater Block valves.

The Turbine Vacuum Pre-Trip alarm (O-3-3) has actuated.

Main Condenser Vacuum (CD-007-PIR) indicates 5.5" Hg Absolute.

Which of the following parameter(s) can you check from the control room to identify a possible cause of this low vacuum condition?

- A. Deaerator Level
- B. Gland Water pressure
- ✓C. Hotwell Level
- D. Feedwater Pump Gland Seal Pressure

A, Monitored on the Main Control Board but should not affect vacuum

B, & D- Indication in the Turbine Bldg., not monitored in the Main Control Room

C- CORRECT on MCB, low or high level in hotwell can result in a Low vacuum.

NEW question for 2002 NRC exam 5/1/2001 KEH

KEY WORDS:

Objective	Lesson Pla	Task Numbe	K/A	RO Import.	SRO Import	Initial/Re	System
6, 8		0550402001	2.4.48	3.5	3.8	33-[1]	AR

ANSWERS:

Single

Points 1

Version Answers:

0 1 2 3 4 5 6 7 8 9

C D A B C D A B C D

☒ Scramble Choices

Scramble Range: A -

D

57. 5-01 001/ 4/ / 1190302001/ 076AA2.02/ 2.8/ 3.4/ 11-[2/3]/ RCS ACT

Given the following plant conditions:

0600 Plant at 100% power

0700 Plant at 80% power

1030 Chemistry sampled the RCS

1230 Chemistry analysis indicates:

Dose equivalent I-131 concentration is 1.5uCi/gm

RCS specific activity is 50 uCi/gm

Gross specific activity is < 100/E(bar)

Which of the following Tech Spec actions if any would be required?

- A. Reduce RCS activity to less than the Tech Spec limit immediately or be in MODE 3 within 6 hours.
 - B. Reduce RCS activity to less than the Tech Spec limit within 4 hours or be in MODE 3 within 6 hours.
 - ✓C. Reduce RCS activity to less than the Tech Spec limit within 48 hours or be in MODE 3 within 6 hours.
 - D. No action required, chemistry results are within the Technical Specification limits.
- A. Actions are required but not immediately
 B. Actions are required but more than 4 hours is allowed
 C. CORRECT; See T.S. 3.4.15 condition A and B 48 hours or MODE 3 W/I 6 hours
 D. Activity is outside of the TS limits

NEW 7/9/2001 KEH (Provide T.S. 3.4.15)

KEY WORDS:

Objective	Lesson Pla	Task Numbe	K/A	RO Import.	SRO Import	Initial/Re	System
4		1190302001	076AA2.02	2.8	3.4	11-[2/3]	RCS ACT

ANSWERS:

Single

Points 1

Version Answers:

0 1 2 3 4 5 6 7 8 9
 C D A B C D A B C D

☒ Scramble Choices

Scramble Range: A -

D

58. 5-100 001/ 5/ / 1150502008/ 056AK3.02/ 4.4/ 4.7/ 33-[1]/ EOP-12

Given the following plant conditions:

Loss of the 230 KV switchyard
Both ES busses are de-energized
Reactor tripped
Loss of SCM has occurred
"B" OTSG MSSV sticks open
"B" OTSG is dry

Which of the following procedures contains the appropriate actions for these conditions?

- A. EOP-03, Inadequate Subcooling Margin.
- B. EOP-04, Inadequate Heat Transfer.
- C. EOP-09, Natural Circulation Cooldown.
- ✓D. EOP-12, Station Blackout.

A. EOP-03 ISCM is next priority behind EOP-12 for station blackout.
B. EOP-04 IHT has a lower priority
C. EOP-09 will not apply until NOT in any other EOP (entry condition)
D. CORRECT: per step 3.17 with a station blackout even with a loss of SCM remain in this procedure

NEW 2002 NRC exam KEH 10/4/01

KEY WORDS:

Objective	Lesson Pla	Task Numbe	K/A	RO Import.	SRO Import	Initial/Re	System
5		1150502008	056AK3.02	4.4	4.7	33-[1]	EOP-12

ANSWERS:

Single

Points 1

Version Answers:

0 1 2 3 4 5 6 7 8 9
D A B C D A B C D A

☒ Scramble Choices

Scramble Range: A -

D

59. 5-101 001/ 1/ / 1150502005/ EPP2.4.2/ 3.9/ 4.1/ 33-[2/3]/ EOP-06

Given the following plant conditions:

100% power

RCS pressure 2155 psig

RCS temperature 579°F

RCS makeup flow has increased from 60 to 65 gpm

Pressurizer level is slowly decreasing

RM-A2, (Auxiliary Building Ventilation Exhaust Duct) is in alarm

RM-A12, (Condenser Vacuum Pump Off Gas Exhaust) is in alarm

Which of the following entry conditions has been met?

- A. A small break LOCA is in progress, enter EOP-02, Vital System Status Verification.
 - B. A small break LOCA is in progress, enter EOP-03, Inadequate Subcooling Margin.
 - C. A tube leak is in progress, enter EOP-02, Vital System Status Verification.
 - ✓D. A tube leak is in progress, enter EOP-06, Steam Generator Tube Rupture.
- A. The Rad Monitors make this a specific tube leak, and must enter EOP-06.
 B. The Rad Monitors make this a specific tube leak, and must enter EOP-06.
 C. The Rad Monitors make this a specific tube leak, and must enter EOP-06, this leak has not caused a Rx trip.
 D. CORRECT: The Rad Monitors make this a specific tube leak, and must enter EOP-06.

BANK 2002 NRC exam KEH 10/2/01

KEY WORDS:

Objective	Lesson Pla	Task Numbe	K/A	RO Import.	SRO Import	Initial/Re	System
1		1150502005	EPP2.4.2	3.9	4.1	33-[2/3]	EOP-06

ANSWERS:

Single

Points 1

Version Answers:

0 1 2 3 4 5 6 7 8 9
 D A B C D A B C D A

☒ Scramble Choices

Scramble Range: A -

D

60. 5-102 001/ 5 / 1150502003/ EO4EK2.1/ 3.8/ 4.2/ 11-[2/3]/ EOP-4

Given the following plant conditions:

- A reactor trip has occurred due to loss of both Main Feedwater Pumps.
- No Emergency/Auxiliary Feedwater Pumps are operating.
- Tincore is 590°F and increasing.
- RCS pressure is 2325 psig and increasing.
- All 4 RCPs are running.
- "A" OTSG level is 30 inches.
- "A" OTSG pressure is 1010 psig and stable.
- "B" OTSG level is 0 inches.
- "B" OTSG pressure is 650 psig and decreasing, and EFIC has been bypassed.
- RCS heat up rate is +30°F / Hr.

Which of the following action(s) is required concerning operation of the RCPs?

- ✓A. Stop 1 RCP per loop.
- B. Stop 3 RCPs.
- C. Stop all 4 RCPs.
- D. Continue to run all 4 RCPs.

A. CORRECT; Step 3.9 of EOP-4 reduces the running RCPs to 1 per loop.

B. Misconception that leave 1 RCP for spray flow.

C. Do not place plant in NC with no other heat removal sources (OTSG), also have not increased T incore 50° since the trip.

D. Running 4 RCPS just adds more heat to the RCS.

NEW 2002 KEH (7/12/01) Provide EOP-04. Modified per NRC to bypass EFIC.

KEY WORDS:

Objective	Lesson Pla	Task Numbe	K/A	RO Import.	SRO Import	Initial/Re	System
5		1150502003	EO4EK2.1	3.8	4.2	11-[2/3]	EOP-4

ANSWERS:

Single

Points 1

Version Answers:

0	1	2	3	4	5	6	7	8	9
A	B	C	D	A	B	C	D	A	B

☒ Scramble Choices

Scramble Range: A -

D

61. 5-106 001/ 10/ / 0050102012/ 005K5.02/ 3.4/ 3.5/ 33-[2/3]/ PZR

Given the following plant conditions:

- RCS pressure is 255 psig
- RCS temperature is 260°F
- PZR level is 180 inches
- DHP-1A is running for RCS cooldown
- DHV-91 (Auxiliary Spray Isolation Valve) is open
- ALL parameters are stable.

As the operator throttles Auxiliary Spray valve RCV-53 it fails OPEN.

Which of the following is a probable outcome of this event?

- A. Shutdown margin decreases to less than 1% deltaK/K.
- ✓B. A steam bubble forms in the hot leg.
- C. The RCS cooldown rate would be > 50°F/hr.
- D. The RCS pressure drops so low that DHP-1A starts to cavitate.

A. RCS/PZR boron is to be within 20 ppm, therefore this would not change SDM to less than 1%.

B. CORRECT; the outsurge would be water at about 402°F which would create a steam bubble in the hot leg. Saturation temperature for 260°F RCS is about 40psig.

C. The outsurge is hot water, no cooldown would be seen.

D. The pressure drop would not cavitate a DHP with a suction from the RCS at something less than 255 psig.

NEW CR-3 (INPO BANK) KEH 2002 NRC 8/21/01 Modified parameters as stable per NRC, and clarified wording about valve failed open per OPS crew.

KEY WORDS:

Objective	Lesson Pla	Task Numbe	K/A	RO Import.	SRO Import	Initial/Re	System
10		0050102012	005K5.02	3.4	3.5	33-[2/3]	PZR

ANSWERS:

Single

Points

Version Answers:

0 1 2 3 4 5 6 7 8 9

☒ Scramble Choices

Scramble Range: A -

62. 5-14 001/ 11/ 4-56 4/ 0080402010/ 076A2.01/ 3.5/ 3.7/ 11-[2/3]/ EOP

Given the following plant conditions:

- The plant is at 86% power.
- The Nuclear Services Closed Cycle Cooling surge tank (SWT-1) level is 5.5 feet below the AP-330 entry level setpoint.
- Temperatures for components cooled by SW are not rising.
- The Secondary Plant Operator (SPO) reports large amounts of sea grass at the intake flow restriction appears to be about 25%.
- The Primary Plant Operator (PPO) reports about a 25 gpm SW leak on the suction header. SWP

Which of the following actions should be taken immediately?

- A. Start a plant shutdown.
- B. Start filling SWT-1.
- C. Place the standby SW heat exchanger in service.
- ✓D. Trip the reactor.

Reasons:

A., B., and C. All these actions are good ideas and proceduralized in AP-330, but with SWT-1 at < 2.0 feet the reactor needs to be tripped.

D. Correct, AI-505 and AP-330 have the operator trip the reactor when SWT-1 is < 2.0 feet.

Provide AP-330; New question written for LOI-99-01 SRO and RO Audit exam (7-19-2000 js)
BANK Modified to remove clues to answer per NRC 12/6/01

KEY WORDS:

Objective	Lesson Pla	Task Numbe	K/A	RO Import.	SRO Import	Initial/Re	System
11	4-56 4	0080402010	076A2.01	3.5	3.7	11-[2/3]	EOP

ANSWERS:

Single

Points

Version Answers:

0 1 2 3 4 5 6 7 8 9

☒ Scramble Choices

Scramble Range: A -

63. 5-34 001/ 8/ / 1150402005/ EPP2.4.12/ 3.4/ 3.9/ 33-[1]/ E-PLAN

Given the following plant conditions:

100% power.

A tube rupture occurs that results in an ES actuation on low RCS pressure.

An ALERT is declared based on the Fission Product Barrier Matrix.

Which of the following identifies the notifications identified in EM-202 for the CR-3 NRC resident, NRC Operations Center, Plant personnel, and State Warning Point Tallahassee (SWPT)?

- A. Notify the NRC Operations center within 5 minutes (recommended), Plant personnel within 15 minutes (required), SWPT within 30 minutes (recommended), and CR-3 NRC resident within 1 hour (required).
- ✓B. Notify the Plant personnel within 5 minutes (recommended), SWPT within 15 minutes (required), CR-3 NRC resident within 30 minutes (recommended), and NRC Operations center within 1 hour (required).
- C. Notify the SWPT within 5 minutes (recommended), CR-3 NRC resident within 15 minutes (required), NRC Operations center within 30 minutes (recommended), and Plant personnel within 1 hour (required).
- D. Notify the CR-3 NRC resident within 5 minutes (recommended), NRC Operations center within 15 minutes (required), Plant personnel within 30 minutes (recommended), and SWPT within 1 hour (required).

A. SWPT w/i 15 min and NRC w/i 1 hr

B. CORRECT: SWPT w/i 15 min and NRC w/i 1 hr. These are required per EM-202

C. SWPT w/i 15 min and NRC w/i 1 hr

D. SWPT w/i 15 min and NRC w/i 1 hr.

NEW 2002 NRC exam KEH 10/2/01 Modified to get answers within time frames OPS crew

KEY WORDS:

Objective	Lesson Pla	Task Numbe	K/A	RO Import.	SRO Import	Initial/Re	System
8		1150402005	EPP2.4.12	3.4	3.9	33-[1]	E-PLAN

ANSWERS:

Single

Points 1

Version Answers:

0 1 2 3 4 5 6 7 8 9
B C D A B C D A B C

☒ Scramble Choices

Scramble Range: A -

D

64. 5-61 001/ 7/ 4-56/ 0080402012/ 026AA2.01/ 2.9/ 3.5/ 33-[2/3]/ AP-330

The following plant conditions exist:

- The nuclear services surge tank level is slowly decreasing.
- SWV-277 (SW Surge Tank fill valve) is full open.
- The RO has estimated the SW leak rate to be in excess of 80 gpm.
- The reactor building and auxiliary building sump levels are not increasing.
- All nuclear services heat exchangers have been rotated into operation with no change in conditions.
- RCS makeup, letdown and MUT level are steady.
- There are no reactor building system leak annunciators in alarm.

Where is the location of the SW leak?

- A. The reactor coolant drain tank.
- ✓B. The industrial cooling system.
- C. The primary sample cooler.
- D. The in-service reactor coolant pump seal return cooler.

Reasons:

- A. No leak annunciators in alarm will rule this tank out. SW Tank level lowering with the fill valve open indicates a leak greater than the 50 gpm differential required to cause the leak annunciators to be in alarm. The ROs leak rate estimate confirms the leak rate is greater than 50 gpm.
- B. This system is the only location for this leak for these conditions.
- C. The SW would not leak out of this cooler; RCS will leak into the SW System.
- D. MUT level would increase or the auxiliary building sump level would increase.

64. 5-61 001/ 7/ 4-56/ 0080402012/ 026AA2.01/ 2.9/ 3.5/ 33-[2/3]/ AP-330

AP-330 Step 3.7; Stem modified (SWV-277 and RO leak estimate info added) to remove multiple correct answers otherwise this is an unmodified repeat question from LOI 99-01 program; NRCN

BANK

KEY WORDS:

Objective	Lesson Pla	Task Numbe	K/A	RO Import.	SRO Import	Initial/Re	System
7	4-56	0080402012	026AA2.01	2.9	3.5	33-[2/3]	AP-330

ANSWERS:

Single

Points 1

Version Answers:

0 1 2 3 4 5 6 7 8 9

B C D A B C D A B C

☒ Scramble Choices

Scramble Range: A -

D

65. 5-69 001/ 6/ / 1150402010/ EPP2.4.25/ 2.9/ 3.4/ 33-[1]/ FIRE

Given the following plant conditions:

A fire in the Intermediate Building

Step 3.3 of AP-880 States "Ensure fans in affected areas are secured."

The operator secures AHF-29 A/B and AHF-24 A/B

Which of the following is the reason for this action?

- A. Prevent the spread of fire to radiological areas.
- B. Prevent the spread of fire to the turbine building.
- C. Ensure sprinkler system work effectively.
- ✓D. Ensure fire dampers operate properly.

A. These area are identified in AP-880 but it is not the reason for securing the fans.

B. The fans will not prevent the spread to the turbine building.

C. The sprinkler systems will not be affected by the fans.

D. CORRECT: NOTE in AP-880 states securing the fans is to ensure proper operation of fire dampers.

NEW 2002 NRC exam KEH 10/2/01

KEY WORDS:

Objective	Lesson Pla	Task Numbe	K/A	RO Import.	SRO Import	Initial/Re	System
6		1150402010	EPP2.4.25	2.9	3.4	33-[1]	FIRE

ANSWERS:

Single

Points 1

Version Answers:

0 1 2 3 4 5 6 7 8 9
D A B C D A B C D A

☒ Scramble Choices

Scramble Range: A -

D

66. 5-84 001/ 6/ / 1150402012/ 065AK3.08/ 3.7/ 3.9/ 33-[2/3]/ IA

Given the following plant conditions:

RCS is at 140°F.

"A" DHR loop is in service.

A total loss of Instrument Air occurs.

Which of the following will be the flow capabilities (position) of the DHR cooler valves?

DCV-17 (A DH COOLER BYPASS CONTROL)

DCV-177 (A DH COOLER OUTLET CONTROL)

- A. DCV-17 full flow.
DCV-177 minimum flow.
- B. DCV-17 full flow.
DCV-177 full flow.
- C. DCV-17 minimum flow.
DCV-177 minimum flow.
- ✓D. DCV-17 minimum flow.
DCV-177 full flow.

A/B/C. The valve will fail to the ES position of no air for control, which is with the bypass closed and the outlet open for maximum cooling.

D. CORRECT: The bypass flow limited, and the outlet full flow for max cooling.

These valves have throttle positions, therefore they are NOT just closed or open.

NEW 2002 NRC KEH 8/9/01No references.

KEY WORDS:

Objective	Lesson Pla	Task Numbe	K/A	RO Import.	SRO Import	Initial/Re	System
6		1150402012	065AK3.08	3.7	3.9	33-[2/3]	IA

ANSWERS:

Single

Points 1

Version Answers:

0 1 2 3 4 5 6 7 8 9
D A B C D A B C D A

☒ Scramble Choices

Scramble Range: A -

D

67. 5-95 001/ 5/ / 0040502007/ 011EK2.02/ 2.6/ 2.7/ 33-[2/3]/ EOP-8

In EOP-8, when is HPI flow terminated if LPI flow is > 1400 gpm in any line per follow-up step 3.6 (large break path) ?

- A. When ECCS suction is transferred to the RB sump.
 - B. When CFT isolation valves are closed.
 - C. When RB spray is secured.
 - ✓D. When TSC provides direction.
- A. This is based on adequate suction to ECCS pumps.
 B. This isolation is to prevent excessive N2 in RCS.
 C. This stops RB spray based on RB conditions.
 D. CORRECT: Large break requires flow until direction from TSC step 3.114.

MIB : NRC exam 2002 KEH 9/25/01 (PROVIDE EOP-08)

KEY WORDS:

Objective	Lesson Pla	Task Numbe	K/A	RO Import.	SRO Import	Initial/Re	System
5		0040502007	011EK2.02	2.6	2.7	33-[2/3]	EOP-8

ANSWERS:

Single

Points 1

Version Answers:

0 1 2 3 4 5 6 7 8 9
 D A B C D A B C D A

☒ Scramble Choices

Scramble Range: A -

D

68. 5-95 002/ 3/ / 1150502007/ E082.1.28/ 3.2/ 3.3/ 33-[1]/ EOP-08

A LOCA cooldown is being accomplished in accordance with the guidance of EOP-08, LOCA Cooldown.

- The leak rate is approximately 300 gpm
- Normal cooldown rates are being used.
- All 4 RCPs are running.

The crew reaches a step in EOP-8 which states "IF 4 RCPs are running, THEN stop RCP-1D". Which of the following statements describes the reason RCP-1D is specified in this step?

- A. RCP-1D is specified to reduce RCS leakage if the leak is located on the Make-up and Purification system letdown line which taps off of "D" cold leg.
- B. RCP-1D is specified because it produces the greatest flow of the 4 RCPs. Stopping this pump provides the maximum margin for core lift concerns.
- ✓C. RCP-1D is specified because it is in the opposite loop from RCP-1B, which provides pressurizer spray. Later guidance will reduce RCPs to a 2/0 combination.
- D. RCP-1D is specified because it provides the greatest heat input to the RCS. Stopping this pump will provide maximum heat reduction while maintaining 3 pumps in operation.

Reasons:

- A. Letdown does tap off of the D cold leg but this was not the reason for selecting RCP-1D to be shutdown.
- B. The reason for reducing to 3 RCPs is core lift concerns but the selection of RCP-1D was not random. A pump in the loop opposite RCP-1B is selected to ensure maximum spray capability is maintained during RCP operation. Spray is required to avoid delays in RCS depressurization and cooldown.
- C. Correct Answer. A pump in the loop opposite RCP-1B is selected to ensure maximum spray capability is maintained during RCP operation. Spray is required to avoid delays in RCS depressurization and cooldown.
- D. The heat input from RCP-1D is not markedly different from the other RCPs. This was not the basis of choosing RCP-1D.

68. 5-95 002/ 3/ / 1150502007/ E082.1.28/ 3.2/ 3.3/ 33-[1]/ EOP-08

New question written for Sept. 2000 RO and SRO exam. (2-27-00 CMC)

REPEAT

KEY WORDS:

Objective	Lesson Pla	Task Numbe	K/A	RO Import.	SRO Import	Initial/Re	System
3		1150502007	E082.1.28	3.2	3.3	33-[1]	EOP-08

ANSWERS:

Points

Version Answers:

0 1 2 3 4 5 6 7 8 9

C	D	A	B	C	D	A	B	C	D
---	---	---	---	---	---	---	---	---	---

☒ Scramble Choices

Scramble Range: A -

69. 5-96 001/ 6/ / 0120402006/ 029EK1.03/ 3.6/ 3.8/ 33-[2/3]/ EOP-2

Given the following plant conditions:

An ATWAS has occurred.

Performing EOP-2 Immediate Actions.

NI's DO NOT indicate the Reactor Shutdown.

EOP-2 contingency actions ensure which of the following:

- A. Adequate RCS inventory.
- ✓B. Addition of negative reactivity.
- C. Main steam to the turbine is terminated.
- D. Reactivity worth of the inserted rods is maximized.

A. Inventory is not the concern for this condition..

B. CORRECT: Emergency boration is directed and that ensure negative reactivity to shutdown the reactor and this is a hold step until it is accomplished.

C. Steam will not be secured until the reactor is shutdown.

D. The rods that have inserted are not going to be any more effective, more negative reactivity is necessary to shutdown the reactor.

NEW NRC 2002 KEH 9/25/01 Modified distractor "A" per OPS crew.

KEY WORDS:

Objective	Lesson Pla	Task Numbe	K/A	RO Import.	SRO Import	Initial/Re	System
6		0120402006	029EK1.03	3.6	3.8	33-[2/3]	EOP-2

ANSWERS:

Single

Points 1

Version Answers:

0 1 2 3 4 5 6 7 8 9
B C D A B C D A B C

☒ Scramble Choices

Scramble Range: A -

D

70. GT-001 001/ 17/ GET-001/ N/A/ 067AK1.01/ 2.9/ 3.9/ 33-[1]/ FIRE

Which of the following areas contain material which would be limited to a Class "B" fire?

- A. Document control storage vault.
- B. "A" ES 4160V switch gear room.
- ✓C. 95' TB at lube oil purifier skid.
- D. I&C calibration lab in maintenance facility.

A. Paper Class "A".

B. Electrical equipment Class "C".

C. CORRECT: Oil Class "B"

D. No fire hazard for Class "B"

NEW NRC exam 2002 KEH 9/25/01

KEY WORDS:

Objective	Lesson Pla	Task Numbe	K/A	RO Import.	SRO Import	Initial/Re	System
17	GET-001	N/A	067AK1.01	2.9	3.9	33-[1]	FIRE

ANSWERS:

Single

Points

Version Answers:

0	1	2	3	4	5	6	7	8	9
C	D	A	B	C	D	A	B	C	D

☒ Scramble Choices

Scramble Range: A -

71. GT-001 002/ 53/ GET-001/ N/A/ 034A2.02/ 3.4/ 3.9/ 33-[1]/ FH

Given the following plant conditions:

Bringing new fuel storage cask into the spent fuel building.

While lifting the shipping cask off the truck, the rigging breaks, the cask drops onto the truck.

The first cask knocks another cask off the truck, both casks are laying on the ground and are severely dented.

Health Physics takes gamma radiation readings:

15 mrem/hr on contact with the dropped casks.

3 mrem/hr at 30 centimeters from each cask.

2 mrem/hr general background reading.

Which of the following would be the proper posting for this general area?

- ✓A. Radiation Controlled Area.
- B. Radiation Area.
- C. High Radiation Area.
- D. Locked High Radiation Area.

A. CORRECT: General area for radiological protection for all workers, requires an RWP and dosimetry.

B. Dose rate is less than 5 mr/hr at 30 cm.

C. Dose rate is less than 100 mr/hr at 30 cm.

D. Dose rate is less than 1000 mr/hr at 30 cm.

NEW NRC exam 2002 KEH 10/5/01 Modified dose reading to 30 cm and typo for plural of cask.

KEY WORDS:

Objective	Lesson Pla	Task Numbe	K/A	RO Import.	SRO Import	Initial/Re	System
53	GET-001	N/A	034A2.02	3.4	3.9	33-[1]	FH

ANSWERS:

Single

Points 1

Version Answers:

0 1 2 3 4 5 6 7 8 9
A B C D A B C D A B

☒ Scramble Choices

Scramble Range: A -

D