



**Pacific Gas and
Electric Company**

David H. Oatley
Vice President
Diablo Canyon Operations

Diablo Canyon Power Plant
P.O. Box 56
Avila Beach, CA 93424

805.545.4350
Fax: 805.545.4234

Date: January 17, 2002

PG&E Letter DCL-2002-504

California Regional Water Quality Control Board
Central Coast Region
Attn: Monitoring and Reporting Review Section
81 Higuera Street, #200
San Luis Obispo, CA 93401

Dear Mr. Briggs:

In accordance with Order 90-09, NPDES No. CA0003751, enclosed is the Third Quarter 2001 Report on Discharge Monitoring at Diablo Canyon Power Plant (Enclosure 1).

Facility Name: Diablo Canyon Power Plant

Address: P.O. Box 56
Avila Beach, CA 93424

Contact Person: Drew A. Squyres
Job Title: Supervisor, Environmental Operations
Phone Number: 545-4439

WDR/NPDES Order Number: Order No. 90-09, NPDES No. CA0003751

Type of Report: (check one)

QUARTERLY



ANNUAL



Quarter: (check one):

1st



2nd



3rd



4th



Year:

2001 (Annual Reports for **DCPP** are Jan-Dec)

Violation(s) (Place an X by the appropriate choice):

☒ **No** (there are no violations to report)

☐ **Yes**

If Yes is marked (complete a-g):
a) Parameter(s) in Violation:

IE25

**b) Section(s) of WDR/NPDES
Violated:**

c) Reported Value(s)

**d) WDR/NPDES
Limit/Condition:**

e) Dates of Violation(s)
(reference page of report/data sheet):

f) Explanation of Cause(s):
(attach additional information as needed)

(If "YES", see overview section of attached report)

g) Corrective Action(s):
(attach additional information as needed)

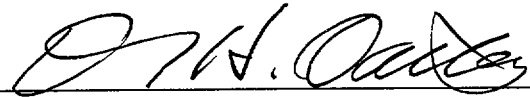
(If "YES", see overview section of attached report)

PG&E Letter DCL-2002-504
CRWQCB
January 17, 2002
Page 3

I certify under penalty of law that this document and all attachments were prepared under my direction or supervision in accordance with a system designed to assure that qualified personnel properly gather and evaluate the information submitted. Based on my inquiry of the person or persons who manage the system, or those persons directly responsible for gathering the information, the information submitted is, to the best of my knowledge and belief, true, accurate, and complete. The results of the influent and effluent monitoring presented are the observed results of the measurements and analyses required by the monitoring program, and is neither an assertion of the adequacy of any instrument reading or analytical result, nor an endorsement of the appropriateness of any analytical or measurement procedure. I am aware that there are significant penalties for submitting false information, including the possibility of fine and imprisonment for knowing violations.

If you have any questions, please contact Drew Squyres at (805) 545 - 4439.

Sincerely,

A handwritten signature in black ink, appearing to read "D.H. Oatley", is written over a horizontal line.

Name: David H. Oatley
Title: V.P. Diablo Canyon Operations

2002504/RDH/kmo

PG&E Letter DCL-2002-504
Mr. Roger W. Briggs
January 17, 2002
Page 4

cc: Michael Thomas, CCRWQCB
81 Higuera Street, Suite 200
San Luis Obispo, CA 93401

Debra Johnston
California Department of Fish and Game
20 Lower Ragsdale, Suite 100
Monterey, California 93490

Regional Administrator, Region 9
U. S. Environmental Protection Agency
75 Hawthorne Street
San Francisco, CA 94105
Attention: Carey Houk (W-5-3)

Resident Inspector, David Proulx
U.S. Nuclear Regulatory Commission
Diablo Canyon Power Plant 104/5

Regional Administrator
U.S. Nuclear Regulatory Commission
Region IV
611 Ryan Plaza Dr., Suite 400
Arlington, TX 76011-8064

Director, Division of Reactor Projects
U. S. Nuclear Regulatory Commission
Region IV
611 Ryan Plaza Dr., Suite 400
Arlington, TX 76011-8064

Document Control Desk
U. S. Nuclear Regulatory Commission
Washington, D.C. 20555

Enclosure

ENCLOSURE 1

FOURTH QUARTER 2001

**REPORT ON DISCHARGE MONITORING AT
DIABLO CANYON POWER PLANT**

PACIFIC GAS AND ELECTRIC COMPANY
NUCLEAR POWER GENERATION

Fourth Quarter 2001

REPORT ON
DISCHARGE MONITORING AT
DIABLO CANYON POWER PLANT

(NPDES No. CA0003751)

PACIFIC GAS AND ELECTRIC COMPANY

Fourth Quarter 2001

REPORT ON DISCHARGE MONITORING AT
DIABLO CANYON POWER PLANT

TABLE OF CONTENTS

	<u>page</u>
<u>OVERVIEW</u>	1
<u>SUMMARY OF MONITORING PROGRAM</u>	
A. <u>Monitoring of Plant Influent and Effluent</u>	2
B. <u>Monitoring of Receiving Waters</u>	2
C. <u>Acti-Brom Treatment Program</u>	3
APPENDIX 1: NPDES Discharge Points	
APPENDIX 2: Influent and Effluent Monitoring - October 2001	
APPENDIX 3: Influent and Effluent Monitoring - November 2001	
APPENDIX 4: Influent and Effluent Monitoring – December 2001	
APPENDIX 5: Acute Bioassay, October 10-14, 2001	
APPENDIX 6: Chronic Bioassay, October 11-13, 2001	

OVERVIEW

1. During the fourth quarter of 2001, discharges occurred from Discharge Paths 001 (once through cooling water), 001B, 001D, 001F, 001G, 001H, 001L, 001M, 001N, 001P, and 002 through 016. No discharges occurred from Discharge Paths 001E, 001I, 001J, 001K, and 017. A list of all of the permit discharge pathways, including name and number, is provided in **Appendix 1**.
2. The substances listed in Table B of the 1990 California Ocean Plan were each analyzed for and reported in the permit renewal application for Diablo Canyon submitted in 1994. There have been no changes in the activities conducted at the plant that would have significantly affected the results previously reported in the 1994 renewal application. California Ocean Plan Table B substances that were not analyzed for this quarter were not added to the discharge stream.
3. During the fourth quarter of 2001, maintenance activities that required draining of closed cooling water systems were performed and are summarized below. PG&E received concurrence from the CCRWQCB in a letter dated July 19, 1995 (PG&E Letter DCL-95-156) regarding the use of glutaraldehyde and isothiazolin to control microbiological growth and corrosion in PG&E's closed cooling water systems. Discharges are drained at a flowrate such that the chronic toxicity level would be below the "No Observable Effect Concentration" (NOEC) at NPDES Discharge 001.

Date	System	Volume (gal)	Glutaraldehyde (mg/l)	Isothiazolin (mg/l)
12/6/01	Unit 2 ICW	4000	183	8

SUMMARY OF MONITORING PROGRAM

A. Monitoring of Plant Influent and Effluent

1. The results of the October, November, and December 2001 plant influent and effluent monitoring are reported on Discharge Self Monitoring Report (DSMR) forms in **Appendices 2, 3, and 4**, respectively. Additional laboratory results are included behind the DSMR forms to ensure that all analytical data are reported.
2. Results from one acute bioassay on water sampled from Discharge 001, performed October 10-14, 2001, are included in **Appendix 5**. The acute toxicity test results show that toxicity was 0.00 (no mortality).
3. Results from one chronic bioassay on water sampled from Discharge 001, performed October 11-13, 2001, are included in **Appendix 6**. Test results show that chronic toxicity was 1.0 (no chronic toxicity).

B. Monitoring of Receiving Waters

1. Ecological Studies at Diablo Canyon

Ecological studies in the vicinity of Diablo Cove conducted during the fourth quarter continued under the Diablo Canyon Receiving Water Monitoring Program (RWMP) as requested in a letter from the Central Coast Regional Water Quality Control Board (CCRWQCB) dated December 9, 1998 and as detailed in a letter (DCL-99-503) from PG&E dated January 8, 1999. This program includes tasks from the Ecological Monitoring Program (EMP) with additional stations and increased sampling frequencies. This program replaces the EMP and the Thermal Effects Monitoring Program (TEMP).

2. Shell debris deposition and foam studies were completed and reported as part of the revised RWMP described above.
3. In Situ Bioassay

Results of the Mussel Watch Program will be reported to the CCRWQCB directly from the California Department of Fish and Game in their periodic report for this program.

C. Acti-Brom Treatment Program

Diablo Canyon Power Plant is continuing its use of the proprietary chemical Acti-Brom to control the growth of macrofouling organisms in its main circulating water conduits. Both circulating water conduits of each Unit can be chemically treated simultaneously. Each treated conduit typically received a twenty-minute injection every four hours (six injections a day) of Acti-Brom in combination with sodium hypochlorite (NaOCl). Each injection attempts to achieve a target concentration of 200 parts per billion Total Residual Oxidant (TRO) when measured at the inlet waterbox of the condenser. Discharge TRO, measured at the plant outfall, remained below NPDES limitations.

Simultaneous hypochlorite and Acti-Brom treatment of Unit 1 and Unit 2 conduits (all four conduits) continued six times daily throughout the fourth quarter with a few brief interruptions. Unit 1 injections were terminated during the first half of November for a mid-month tunnel cleaning. Unit 1 injections were resumed after the tunnel cleaning and continued through the rest of the year. Unit 2 injections continued throughout the fourth quarter with one brief interruption in early November for line maintenance.

APPENDIX 1

DIABLO CANYON POWER PLANT

NPDES DISCHARGE POINTS	
DISCHARGE NUMBER	DESCRIPTION
001	Once-Through Cooling Water
001 A	Firewater Systems
001 B	Auxiliary Salt Water Cooling System
001 C	Discharge Deleted
001 D	Liquid Radioactive Waste Treatment System
001 E	Service Cooling Water System
001 F	Turbine Building Sump
001 G	Make-Up Water System Waste Effluent
001 H	Condensate Demineralizer Regenerant
001 I	Seawater Evaporator Blowdown
001 J	Condensate Pumps Discharge Header Overboard
001 K	Condenser Tube Sheet Leak Detection Dump Tank Overboard
001 L	Steam Generator Blowdown
001 M	Wastewater Holding and Treatment System
001 N	Sanitary Wastewater Treatment System
001 P	Seawater Reverse Osmosis System Blowdown
002	Intake Structure Building Floor Drains
003	Intake Screen Wash
004	Bio Lab and Storm Water Runoff
005, 008, 009, 013, 014, 015	Yard Storm Drains
006, 007, 010, 011, 012	Storm Water Runoff
016	Bio Lab Seawater Supply Pump Valve Drain
017	Seawater Reverse Osmosis System Blowdown Drain

APPENDIX 2

DIABLO CANYON POWER PLANT

Influent and Effluent Monitoring

October 2001

CALIFORNIA REGIONAL WATER QUALITY
CONTROL BOARD
CENTRAL COAST REGION
81 HIGUERA
SAN LUIS OBISPO, CA 93401

DISCHARGE SELF MONITORING REPORT

PACIFIC GAS AND ELECTRIC CO.
DIABLO CANYON NUCLEAR POWER PLANT
PO BOX 56
AVILA BEACH, CALIF 93424

PAGE: (M) 1

FACILITY I.D.		YEAR / MO / DAY		YEAR / MO / DAY		STATE CODE		NPDES PERMIT #	
3 402003001		BEGINNING 01 / 10 / 01		ENDING 01 / 10 / 31		06		CA0003751	
STATION ANALYSIS UNITS SMPL TYPE FREQ.	INFLUENT TEMPERATURE DEGREES F METERED CONTINUOUS	EFFLUENT 001 TEMPERATURE DEGREES F METERED CONTINUOUS	DELTA TEMP TEMPERATURE DEGREES F METERED CONTINUOUS	EFFLUENT 001 FLOW MGD RECORDED DAILY	INFLUENT pH pH UNITS GRAB MONTHLY	EFFLUENT 001 pH pH UNITS GRAB MONTHLY (***)	EFFLUENT 001P pH pH UNITS GRAB MONTHLY	EFFLUENT 002 pH pH UNITS GRAB MONTHLY	
	*	*	*	*	*	*	*	*	
1	54.9	73.9	19.0	2486					
2	54.4	73.6	19.2	2486					
3	54.6	73.3	18.7	2486					
4	54.7	73.8	19.1	2486					
5	55.1	74.4	19.3	2486					
6	55.7	74.8	19.1	2486					
7	56.2	75.5	19.3	2486					
8	56.8	76.2	19.4	2486					
9	57.2	76.6	19.4	2486					
10	57.7	77.0	19.3	2486	8.1	8.1	7.8	2 8.1	
11	57.4	76.9	19.5	2486					
12	56.2	75.6	19.4	2486					
13	58.6	77.9	19.3	2486					
14	58.7	78.1	19.4	2486					
15	58.6	78.2	19.6	2486					
16	57.9	77.6	19.7	2486					
17	57.9	77.5	19.6	2486					
18	58.1	77.4	19.3	2486					
19	58.0	77.3	19.3	2486					
20	58.0	76.9	18.9	2486					
21	57.2	76.3	19.1	2486					
22	55.7	75.2	19.5	2486					
23	54.7	74.4	19.7	2486					
24	54.9	74.5	19.6	2486					
25	56.8	76.4	19.6	2486					
26	56.7	76.1	19.4	2486					
27	56.8	76.0	19.2	2486					
28	57.3	76.5	19.2	2486					
29	57.9	76.8	18.9	2486					
30	58.2	76.9	18.7	2486					
31	58.9	77.8	18.9	2486					
MONTHLY AVG	56.8	76.1	19.3	2486	8.1	8.1	7.8	8.1	
MONTHLY HIGH	58.9	78.2	19.7	2486	8.1	8.1	7.8	8.1	
MONTHLY LOW	54.4	73.3	18.7	2486	8.1	8.1	7.8	8.1	
TIMES EXCEEDED	NO LIMIT	NO LIMIT	MAX 22 = 0	MAX 2760 = 0	NO LIMIT	NO LIMIT	NO LIMIT	NO LIMIT	
TIMES EXCEEDED			(**)						
TIMES EXCEEDED									

REMARKS:

* NUMBER OF SAMPLES TAKEN DURING THE DAY.

** EXCEPT DURING DEMUSSELING.

*** DAILY WHEN DISCHARGING CHEMICAL CLEANING WASTES FROM DISCHARGES 001D, F, I, L, AND/OR M.

PRINCIPAL EXECUTIVE OFFICER

GREGORY M. RUEGER

SIGNATURE OF AUTHORIZED AGENT

DATE

1/20/2002

CALIFORNIA REGIONAL WATER QUALITY
CONTROL BOARD
CENTRAL COAST REGION
81 HIGUERA
SAN LUIS OBISPO, CA 93401

DISCHARGE SELF MONITORING REPORT


PACIFIC GAS AND ELECTRIC CO.
DIABLO CANYON NUCLEAR POWER PLANT
PO BOX 56
AVILA BEACH, CALIF 93424

PAGE: (M) 2

FACILITY I.D.		YEAR / MO / DAY		YEAR / MO / DAY		STATE CODE		NPDES PERMIT #	
3402003001		BEGINNING 01 / 10 / 01		ENDING 01 / 10 / 31		06		CA0003751	
STATION ANALYSIS UNITS SMPL TYPE FREQ.	EFFLUENT 003 pH pH UNITS GRAB MONTHLY	EFFLUENT 004 pH pH UNITS GRAB MONTHLY	EFFLUENT 001N OIL & GREASE mg/l COMPOSITE WEEKLY	EFFLUENT 001P OIL & GREASE mg/l GRAB WEEKLY (**)	EFFLUENT 003 OIL & GREASE mg/l GRAB WEEKLY (***)	EFFLUENT 001F OIL & GREASE mg/l GRAB MONTHLY	EFFLUENT 001 T CHLOR RES ug/l GRAB 2 per CYCLE	EFFLUENT 001 CHLORINE USED lbs/day RECORDED MONTHLY	
1						< 3	12	24	
2							12	26	
3						< 3	12	31	
4		7.8					12	46	
5			3	ND(5)			12	50	
6							12	35	
7							12	17	
8							12	11	
9							12	32	
10	8.1		3	ND(5)			12	29	
11							12	35	
12							12	31	
13							12	24	
14							12	20	
15							12	18	
16							12	29	
17							12	20	
18							12	22	
19			3	ND(5)			12	26	
20							12	22	
21							12	20	
22							12	24	
23							12	38	
24			3	< 5			12	34	
25							12	34	
26							12	35	
27							12	29	
28							12	26	
29							12	20	
30							12	18	
31							12	17	
MONTHLY AVG	8.1	7.8	< 5	NO	NO	< 3	27	825	
MONTHLY HIGH	8.1	7.8	7	DISCHARGE	DISCHARGE	< 3	50	936	
MONTHLY LOW	8.1	7.8	ND(5)			< 3	11	720	
TIMES EXCEEDED	NO LIMIT	NO LIMIT	MO AVG 15 = 0	MO AVG 15 = 0	MO AVG 15 = 0	MO AVG 15 = 0	I MAX 200 = 0	NO LIMIT	
TIMES EXCEEDED			D MAX 20 = 0	D MAX 20 = 0	D MAX 20 = 0	D MAX 20 = 0			
TIMES EXCEEDED									

REMARKS: * NUMBER OF SAMPLES TAKEN DURING THE DAY.
** WHEN 001N IS DISCHARGING TO 001P.
*** WHEN 001P IS DISCHARGING TO 003.

PRINCIPAL EXECUTIVE OFFICER
GREGORY M. RUEGER

SIGNATURE OF AUTHORIZED AGENT	DATE
 Drew Squires	1/20/2002

CALIFORNIA REGIONAL WATER QUALITY
CONTROL BOARD
CENTRAL COAST REGION
81 HIGUERA
SAN LUIS OBISPO, CA 93401

DISCHARGE SELF MONITORING REPORT

PACIFIC GAS AND ELECTRIC CO.
DIABLO CANYON NUCLEAR POWER PLANT
PO BOX 56
AVILA BEACH, CALIF 93424

PAGE: (M) 3

FACILITY I.D. 3.402003001		YEAR / MO / DAY BEGINNING 01 / 10 / 01		YEAR / MO / DAY ENDING 01 / 10 / 31		STATE CODE 06		NPDES PERMIT # CA0003751	
STATION ANALYSIS UNITS SMPL TYPE FREQ.	EFF 001N=>003 TOTL COLIFORM MPN/100ml GRAB 4 TIMES/WEEK	EFF 001N=>003 FECAL COLIFORM MPN/100ml GRAB 4 TIMES/WEEK	EFFLUENT 001D SUSPENDED SOLIDS mg/1 1st FLTR mg/1 2nd FLTR GRAB MONTHLY			EFFLUENT 001F SUSPENDED SOLIDS mg/1 1st FLTR mg/1 2nd FLTR GRAB MONTHLY			
1			14	1	14				
2									
3						3	< 1	ND(5)	
4									
5									
6									
7									
8									
9			2 < 1	2 < 1	2 < 5**				
10									
11									
12									
13									
14									
15									
16									
17									
18									
19									
20									
21									
22									
23									
24									
25									
26			1		ND(5)				
27									
28									
29									
30									
31									
MONTHLY AVG	NO	NO				** <5	ND(5)		
MONTHLY HIGH	DISCHARGE	DISCHARGE				15	ND(5)		
MONTHLY LOW						ND(5)	ND(5)		
TIMES EXCEEDED	80% SMPLS>1K	MEAN>200 =	NO LIMIT	NO LIMIT	MO AVG 30 = 0	NO LIMIT	NO LIMIT	MO AVG 30 = 0	
TIMES EXCEEDED		90 % SMPLS>400			D MAX 100 = 0			D MAX 100 = 0	
TIMES EXCEEDED	I MAX >10K								

REMARKS: * NUMBER OF SAMPLES TAKEN DURING THE DAY.
** FLOW-WEIGHTED AVERAGES REPORTED.

PRINCIPAL EXECUTIVE OFFICER

GREGORY M. RUEGER

SIGNATURE OF AUTHORIZED AGENT
Drew Squires
DATE
1/20/2002

CALIFORNIA REGIONAL WATER QUALITY
CONTROL BOARD
CENTRAL COAST REGION
81 HIGUERA
SAN LUIS OBISPO, CA 93401

DISCHARGE SELF MONITORING REPORT

PACIFIC GAS AND ELECTRIC CO.
DIABLO CANYON NUCLEAR POWER PLANT
PO BOX 56
AVILA BEACH, CALIF 93424

PAGE: (M) 4

FACILITY I.D.
3 402003001

YEAR / MO / DAY
BEGINNING 01 / 10 / 01

YEAR / MO / DAY
ENDING 01 / 10 / 31

STATE CODE
06

NPDES PERMIT #
CA0003751

STATION ANALYSIS UNITS SMPL TYPE FREQ.	EFFLUENT 001G SUSPENDED SOLIDS			EFFLUENT 001H SUSPENDED SOLIDS					
	mg/l 1st FLTR	mg/l 2nd FLTR GRAB MONTHLY	mg/l NET	mg/l 1st FLTR	mg/l 2nd FLTR GRAB MONTHLY	mg/l NET			
1				< 1	< 1	ND(5)			
2									
3									
4	0.2		ND(5)						
5									
6									
7									
8									
9									
10									
11									
12									
13									
14									
15									
16									
17									
18									
19									
20									
21									
22									
23									
24									
25									
26									
27									
28									
29									
30									
31									
MONTHLY AVG			ND(5)			ND(5)			
MONTHLY HIGH			ND(5)			ND(5)			
MONTHLY LOW			ND(5)			ND(5)			
TIMES EXCEEDED	NO LIMIT	NO LIMIT	MO AVG 30=0	NO LIMIT	NO LIMIT	MO AVG 30=0			
TIMES EXCEEDED			D MAX 100 = 0			D MAX 100 = 0			
TIMES EXCEEDED									

REMARKS: * NUMBER OF SAMPLES TAKEN DURING THE DAY.

PRINCIPAL EXECUTIVE OFFICER

GREGORY M. RUEGER

SIGNATURE OF AUTHORIZED AGENT

DATE

 Drew Squyres

1/20/2002

CALIFORNIA REGIONAL WATER QUALITY
CONTROL BOARD
CENTRAL COAST REGION
81 HIGUERA
SAN LUIS OBISPO, CA 93401

DISCHARGE SELF MONITORING REPORT


PACIFIC GAS AND ELECTRIC CO.
DIABLO CANYON NUCLEAR POWER PLANT
PO BOX 56
AVILA BEACH, CALIF 93424

PAGE: (M) 5

FACILITY I.D. 3 402003001		YEAR / MO / DAY BEGINNING 01 / 10 / 01		YEAR / MO / DAY ENDING 01 / 10 / 31		STATE CODE 06		NPDES PERMIT # CA0003751	
STATION ANALYSIS UNITS SMPL TYPE FREQ.	EFFLUENT 001I SUSPENDED SOLIDS mg/1 1st FLTR mg/1 2nd FLTR mg/1 NET GRAB MONTHLY			EFFLUENT 001J SUSPENDED SOLIDS mg/1 1st FLTR mg/1 2nd FLTR mg/1 NET GRAB MONTHLY					
	*	*	*	*	*	*	*	*	*
1									
2									
3									
4									
5									
6									
7									
8									
9									
10									
11									
12									
13									
14									
15									
16									
17									
18									
19									
20									
21									
22									
23									
24									
25									
26									
27									
28									
29									
30									
31									
MONTHLY AVG	NO			NO					
MONTHLY HIGH	DISCHARGE			DISCHARGE					
MONTHLY LOW									
TIMES EXCEEDED	NO LIMIT	NO LIMIT	MO AVG 30 = 0	NO LIMIT	NO LIMIT	MO AVG 30 = 0			
TIMES EXCEEDED			MAX 100 = 0			MAX 100 = 0			
TIMES EXCEEDED									

REMARKS: * NUMBER OF SAMPLES TAKEN DURING THE DAY.

PRINCIPAL EXECUTIVE OFFICER
GREGORY M. RUEGER

SIGNATURE OF AUTHORIZED AGENT	DATE
	1/20/2002

CALIFORNIA REGIONAL WATER QUALITY
CONTROL BOARD
CENTRAL COAST REGION
81 HIGUERA
SAN LUIS OBISPO, CA 93401

DISCHARGE SELF MONITORING REPORT


PACIFIC GAS AND ELECTRIC CO.
DIABLO CANYON NUCLEAR POWER PLANT
PO BOX 56
AVILA BEACH, CALIF 93424

PAGE: (M) 6

FACILITY I.D. 3 402003001		YEAR / MO / DAY BEGINNING 01 / 10 / 01		YEAR / MO / DAY ENDING 01 / 10 / 31		STATE CODE 06		NPDES PERMIT # CA0003751	
STATION ANALYSIS UNITS SMPL TYPE FREQ.	EFFLUENT 001K SUSPENDED SOLIDS mg/1 1st FLTR mg/1 2nd FLTR GRAB MONTHLY			EFFLUENT 001L SUSPENDED SOLIDS mg/1 1st FLTR mg/1 2nd FLTR GRAB MONTHLY					
1	*	*	*	*	*	*	*	*	
2									
3					2 < 1			2	ND(5)
4									
5									
6									
7									
8									
9									
10									
11									
12									
13									
14									
15									
16									
17									
18									
19									
20									
21									
22									
23									
24									
25									
26									
27									
28									
29									
30									
31									
MONTHLY AVG		NO				ND(5)			
MONTHLY HIGH		DISCHARGE				ND(5)			
MONTHLY LOW						ND(5)			
TIMES EXCEEDED		NO LIMIT	NO LIMIT	MO AVG 30 = 0	NO LIMIT	NO LIMIT	MO AVG 30 = 0		
TIMES EXCEEDED				D MAX 100 = 0			D MAX 100 = 0		
TIMES EXCEEDED									

REMARKS: * NUMBER OF SAMPLES TAKEN DURING THE DAY.

PRINCIPAL EXECUTIVE OFFICER
GREGORY M. RUEGER

SIGNATURE OF AUTHORIZED AGENT	DATE
 Drew Squires	1/20/2002

CALIFORNIA REGIONAL WATER QUALITY
CONTROL BOARD
CENTRAL COAST REGION
81 HIGUERA
SAN LUIS OBISPO, CA 93401

DISCHARGE SELF MONITORING REPORT

PACIFIC GAS AND ELECTRIC CO.
DIABLO CANYON NUCLEAR POWER PLANT
PO BOX 56
AVILA BEACH, CALIF 93424

PAGE: (M) 7

FACILITY I.D.
3 402003001

YEAR / MO / DAY
BEGINNING 01 / 10 / 01

YEAR / MO / DAY
ENDING 01 / 10 / 31

STATE CODE
06

NPDES PERMIT #
CA0003751

STATION ANALYSIS UNITS SMPL TYPE FREQ.	EFFLUENT 001M SUSPENDED SOLIDS			EFFLUENT 001N SUSPENDED SLDS	EFFLUENT 001P SUSPENDED SOLIDS			
	mg/1 1st FLTR	mg/1 2nd FLTR GRAB MONTHLY	mg/1 NET	mg/1 COMPOSITE WEEKLY	mg/1 1st FLTR	mg/1 2nd FLTR GRAB MONTHLY	mg/1 NET	
	*	*	*	*	*	*	*	
1								
2								
3								
4								
5					9			
6								
7								
8								
9								
10					13	3	< 1	ND(5)
11								
12								
13								
14								
15								
16								
17								
18								
19					19			
20								
21								
22								
23								
24					12			
25								
26								
27								
28								
29								
30								
31								
MONTHLY AVG	NO			13	ND(5)			
MONTHLY HIGH	DISCHARGE			19	ND(5)			
MONTHLY LOW				9	ND(5)			
TIMES EXCEEDED	NO LIMIT	NO LIMIT	MO AVG 30 = 0	MO AVG 60 = 0	NO LIMIT	NO LIMIT	MO AVG 30 = 0	
TIMES EXCEEDED			D MAX 100 = 0				D MAX 100 = 0	
TIMES EXCEEDED								

REMARKS: * NUMBER OF SAMPLES TAKEN DURING THE DAY.

PRINCIPAL EXECUTIVE OFFICER

GREGORY M. RUEGER

SIGNATURE OF AUTHORIZED AGENT

Drew Squyres

DATE

1/20/2002

CALIFORNIA REGIONAL WATER QUALITY
CONTROL BOARD
CENTRAL COAST REGION
81 HIGUERA
SAN LUIS OBISPO, CA 93401

DISCHARGE SELF MONITORING REPORT

PACIFIC GAS AND ELECTRIC CO.
DIABLO CANYON NUCLEAR POWER PLANT
PO BOX 56
AVILA BEACH, CALIF 93424

PAGE: (M) 8

FACILITY I.D.		YEAR / MO / DAY			YEAR / MO / DAY			STATE CODE		NPDES PERMIT #			
3 402003001		BEGINNING 01 / 10 / 01			ENDING 01 / 10 / 31			06		CA0003751			
STATION ANALYSIS UNITS SMPL TYPE FREQ.	EFFLUENT 002 SUSPENDED SOLIDS mg/1 1st FLTR mg/1 2nd FLTR GRAB MONTHLY			EFFLUENT 003 SUSPENDED SOLIDS mg/1 1st FLTR mg/1 2nd FLTR GRAB MONTHLY									
	*		*		*		*		*				
1													
2													
3													
4													
5													
6													
7													
8													
9													
10	2	2	2	1	2	ND(5)	2	5	2	1	2	ND(5)	
11													
12													
13													
14													
15													
16													
17													
18													
19													
20													
21													
22													
23													
24													
25													
26													
27													
28													
29													
30													
31													
MONTHLY AVG				ND(5)				ND(5)					
MONTHLY HIGH				ND(5)				ND(5)					
MONTHLY LOW				ND(5)				ND(5)					
TIMES EXCEEDED		NO LIMIT		NO LIMIT		MO AVG 30 = 0		NO LIMIT		NO LIMIT		MO AVG 30 = 0	
TIMES EXCEEDED						D MAX 100 = 0						D MAX 100 = 0	
TIMES EXCEEDED													

REMARKS: * NUMBER OF SAMPLES TAKEN DURING THE DAY.

PRINCIPAL EXECUTIVE OFFICER
GREGORY M. RUEGER

SIGNATURE OF AUTHORIZED AGENT	DATE
<i>Drew Squires</i>	1/20/2002

CALIFORNIA REGIONAL WATER QUALITY
CONTROL BOARD
CENTRAL COAST REGION
81 HIGUERA
SAN LUIS OBISPO, CA 93401

DISCHARGE SELF MONITORING REPORT


PACIFIC GAS AND ELECTRIC CO.
DIABLO CANYON NUCLEAR POWER PLANT
PO BOX 56
AVILA BEACH, CALIF 93424

PAGE: (M) 9

FACILITY I.D.	YEAR / MO / DAY			YEAR / MO / DAY			STATE CODE	NPDES PERMIT #		
3 402003001	BEGINNING	01 / 10 / 01	ENDING	01 / 10 / 31	06	CA0003751				
STATION ANALYSIS UNITS SMPL TYPE FREQ.	EFFLUENT 003 SUSPENDED SOLIDS mg/l 1st FLTR mg/l 2nd FLTR mg/l NET GRAB WEEKLY WHEN 001N & 001P => 003			EFFLUENT 001N SETTL SOLIDS ml/l GRAB WEEKLY	EFFLUENT 001 T CHROMIUM ug/l GRAB MONTHLY	EFFLUENT 001 COPPER ug/l GRAB MONTHLY	EFFLUENT 001 NICKEL ug/l GRAB MONTHLY	EFFLUENT 001 ZINC ug/l GRAB MONTHLY		
1	*		*		*		*		*	
2										
3										
4										
5				ND(0.1)						
6										
7										
8										
9										
10				ND(0.1)	ND(10)	ND(10)	16	ND(10)		
11										
12										
13										
14										
15										
16										
17										
18										
19				ND(0.1)						
20										
21										
22										
23										
24				ND(0.1)						
25										
26										
27										
28										
29										
30										
31										
MONTHLY AVG	NO			ND(0.1)	ND(10)	ND(10)	16	ND(10)		
MONTHLY HIGH	DISCHARGE			ND(0.1)	ND(10)	ND(10)	16	ND(10)		
MONTHLY LOW				ND(0.1)	ND(10)	ND(10)	16	ND(10)		
TIMES EXCEEDED	NO LIMIT	NO LIMIT	MO AVG 30 = 0	MO AVG 1.0 = 0	6M-MED 10 = 0	6M-MED 10 = 0	6M-MED 30 = 0	6M-MED 70 = 0		
TIMES EXCEEDED			D MAX 100 = 0	D MAX 3.0 = 0	D MAX 40 = 0	D MAX 50 = 0	D MAX 100 = 0	D MAX 380 = 0		
TIMES EXCEEDED					I MAX 100 = 0	I MAX 140 = 0	I MAX 260 = 0	I MAX 990 = 0		

REMARKS: * NUMBER OF SAMPLES TAKEN DURING THE DAY.

PRINCIPAL EXECUTIVE OFFICER
GREGORY M. RUEGER

SIGNATURE OF AUTHORIZED AGENT	DATE
 Drew Squires	1/20/2002

CALIFORNIA REGIONAL WATER QUALITY
CONTROL BOARD
CENTRAL COAST REGION
81 HIGUERA
SAN LUIS OBISPO, CA 93401

DISCHARGE SELF MONITORING REPORT

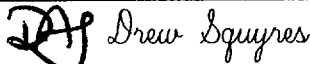
PACIFIC GAS AND ELECTRIC CO.
DIABLO CANYON NUCLEAR POWER PLANT
PO BOX 56
AVILA BEACH, CALIF 93424

PAGE: (Q) 1

FACILITY I.D.	YEAR / MO / DAY		YEAR / MO / DAY		STATE CODE	NPDES PERMIT #		
3 402003001	BEGINNING	01 / 10 / 01	ENDING	01 / 10 / 31	06	CA0003751		
STATION ANALYSIS UNITS SMPL TYPE FREQ.	INFLUENT T CHROMIUM ug/l GRAB JA/AP/JUL/OCT	INFLUENT COPPER ug/l GRAB JA/AP/JUL/OCT	INFLUENT NICKEL ug/l GRAB JA/AP/JUL/OCT	INFLUENT AMMONIA (N) ug/l GRAB JA/AP/JUL/OCT	EFFLUENT 001 AMMONIA (N) ug/l GRAB JA/AP/JUL/OCT	EFFLUENT 001D OIL & GREASE mg/l GRAB JA/AP/JUL/OCT	EFFLUENT 001G OIL & GREASE mg/l GRAB JA/AP/JUL/OCT	EFFLUENT 001H OIL & GREASE mg/l GRAB JA/AP/JUL/OCT
1						< 3		< 3
2								
3								
4							< 3	
5								
6								
7								
8								
9						2 < 3**		
10	ND(10)	ND(10)	ND(10)	ND(200)	ND(200)			
11								
12								
13								
14								
15								
16								
17								
18								
19								
20								
21								
22								
23								
24								
25								
26								
27								
28								
29								
30								
31								
MONTHLY AVG	ND(10)	ND(10)	ND(10)	ND(200)	ND(200)	** < 3	< 3	< 3
MONTHLY HIGH	ND(10)	ND(10)	ND(10)	ND(200)	ND(200)	5	< 3	< 3
MONTHLY LOW	ND(10)	ND(10)	ND(10)	ND(200)	ND(200)	< 3	< 3	< 3
TIMES EXCEEDED	NO LIMIT	NO LIMIT	NO LIMIT	NO LIMIT	6M-MED 3060 = 0	MO AVG 15 = 0	MO AVG 15 = 0	MO AVG 15 = 0
TIMES EXCEEDED					D MAX 12240 = 0	D MAX 20 = 0	D MAX 20 = 0	D MAX 20 = 0
TIMES EXCEEDED					I MAX 30600 = 0			

REMARKS: * NUMBER OF SAMPLES TAKEN DURING THE DAY.
** FLOW-WEIGHTED AVERAGE RESULT REPORTED.

PRINCIPAL EXECUTIVE OFFICER
GREGORY M. RUEGER

SIGNATURE OF AUTHORIZED AGENT	DATE
 Drew Squires	1/20/2002

CALIFORNIA REGIONAL WATER QUALITY
CONTROL BOARD
CENTRAL COAST REGION
81 HIGUERA
SAN LUIS OBISPO, CA 93401

DISCHARGE SELF MONITORING REPORT

PACIFIC GAS AND ELECTRIC CO.
DIABLO CANYON NUCLEAR POWER PLANT
PO BOX 56
AVILA BEACH, CALIF 93424


PAGE: (Q) 2

FACILITY I.D.	YEAR / MO / DAY		YEAR / MO / DAY		STATE CODE	NPDES PERMIT #		
3 402003001	BEGINNING	01 / 10 / 01	ENDING	01 / 10 / 31	06	CA0003751		
STATION ANALYSIS UNITS SMPL TYPE FREQ.	EFFLUENT 001I OIL & GREASE mg/1 GRAB JA/AP/JUL/OCT	EFFLUENT 001J OIL & GREASE mg/1 GRAB JA/AP/JUL/OCT	EFFLUENT 001K OIL & GREASE mg/1 GRAB JA/AP/JUL/OCT	EFFLUENT 001L OIL & GREASE mg/1 GRAB JA/AP/JUL/OCT	EFFLUENT 001M OIL & GREASE mg/1 GRAB JA/AP/JUL/OCT	EFFLUENT 001P OIL & GREASE mg/1 GRAB JA/AP/JUL/OCT	EFFLUENT 002 OIL & GREASE mg/1 GRAB JA/AP/JUL/OCT	EFFLUENT 003 OIL & GREASE mg/1 GRAB JA/AP/JUL/OCT
1								
2								
3				2 < 3				
4								
5								
6								
7								
8								
9								
10						< 3	2 < 3	< 3
11								
12								
13								
14								
15								
16								
17								
18								
19								
20								
21								
22								
23								
24								
25								
26								
27								
28								
29								
30								
31								
MONTHLY AVG	NO DISCHARGE	NO DISCHARGE	NO DISCHARGE	< 3	NO DISCHARGE	< 3	< 3	< 3
MONTHLY HIGH				< 3		< 3	< 3	< 3
MONTHLY LOW				< 3		< 3	< 3	< 3
TIMES EXCEEDED	MO AVG 15 = 0	MO AVG 15 = 0	MO AVG 15 = 0	MO AVG 15 = 0	MO AVG 15 = 0	MO AVG 15 = 0	MO AVG 15 = 0	MO AVG 15 = 0
TIMES EXCEEDED	D MAX 20 = 0	D MAX 20 = 0	D MAX 20 = 0	D MAX 20 = 0	D MAX 20 = 0	D MAX 20 = 0	D MAX 20 = 0	D MAX 20 = 0
TIMES EXCEEDED								

REMARKS: * NUMBER OF SAMPLES TAKEN DURING THE DAY.

PRINCIPAL EXECUTIVE OFFICER

GREGORY M. RUEGER

SIGNATURE OF AUTHORIZED AGENT	DATE
 Drew Squires	1/20/2002

CALIFORNIA REGIONAL WATER QUALITY
CONTROL BOARD
CENTRAL COAST REGION
81 HIGUERA
SAN LUIS OBISPO, CA 93401

DISCHARGE SELF MONITORING REPORT

PACIFIC GAS AND ELECTRIC CO.
DIABLO CANYON NUCLEAR POWER PLANT
PO BOX 56
AVILA BEACH, CALIF 93424


PAGE: (Q) 3

FACILITY I.D.	YEAR / MO / DAY		YEAR / MO / DAY		STATE CODE	NPDES PERMIT #
3402003001	BEGINNING	01 / 10 / 01	ENDING	01 / 10 / 31	06	CA0003751
STATION ANALYSIS UNITS SMPL TYPE FREQ.	EFFLUENT 004 OIL & GREASE mg/l GRAB JA/AP/JUL/OCT	EFFLUENT 001 TOX CONCEN TU GRAB JA/AP/JUL/OCT	EFFLUENT 001D CADMIUM ug/l QTRLY COMP JA/AP/JUL/OCT	EFFLUENT 001H CADMIUM ug/l QTRLY COMP JA/AP/JUL/OCT	EFFLUENT 001L CADMIUM ug/l QTRLY COMP JA/AP/JUL/OCT	EFFLUENT 001F CADMIUM ug/l 1 WEEK COMP JA/AP/JUL/OCT
1						
2						
3						
4	< 3					
5						
6						
7						
8						
9						
10		0.00				
11						
12						
13						
14						
15						
16						
17				2	ND(5)	2
18						
19						
20						
21						
22						
23						
24						
25						
26			ND(5)			ND(5)
27						
28						
29						
30						
31						
MONTHLY AVG	< 3	0.00	ND(5)	ND(5)	ND(5)	ND(5)
MONTHLY HIGH	< 3	0.00	ND(5)	ND(5)	ND(5)	ND(5)
MONTHLY LOW	< 3	0.00	ND(5)	ND(5)	ND(5)	ND(5)
TIMES EXCEEDED	MO AVG 15 = 0	NO LIMIT	NO LIMIT	NO LIMIT	NO LIMIT	NO LIMIT
TIMES EXCEEDED	D MAX 20 = 0					
TIMES EXCEEDED	6M-MED 0.26=0					

REMARKS: * NUMBER OF SAMPLES TAKEN DURING THE DAY.

PRINCIPAL EXECUTIVE OFFICER

GREGORY M. RUEGER

SIGNATURE OF AUTHORIZED AGENT	DATE
 Drew Squires	1/20/2002

CALIFORNIA REGIONAL WATER QUALITY
CONTROL BOARD
CENTRAL COAST REGION
81 HIGUERA
SAN LUIS OBISPO, CA 93401

DISCHARGE SELF MONITORING REPORT


PACIFIC GAS AND ELECTRIC CO.
DIABLO CANYON NUCLEAR POWER PLANT
PO BOX 56
AVILA BEACH, CALIF 93424

PAGE: (Q) 4

FACILITY I.D. 3 402003001		YEAR / MO / DAY BEGINNING 01 / 10 / 01				YEAR / MO / DAY ENDING 01 / 10 / 31		STATE CODE 06		NPDES PERMIT # CA0003751	
STATION ANALYSIS UNITS SMPL TYPE FREQ.	EFFLUENT 001D CHROMIUM ug/l QTRLY COMP JA/AP/JUL/OCT	EFFLUENT 001H T CHROMIUM ug/l QTRLY COMP JA/AP/JUL/OCT	EFFLUENT 001L T CHROMIUM ug/l QTRLY COMP JA/AP/JUL/OCT	EFFLUENT 001F T CHROMIUM ug/l 1 WEEK COMP JA/AP/JUL/OCT	EFFLUENT 001D COPPER ug/l QTRLY COMP JA/AP/JUL/OCT	EFFLUENT 001H COPPER ug/l QTRLY COMP JA/AP/JUL/OCT	EFFLUENT 001L COPPER ug/l QTRLY COMP JA/AP/JUL/OCT	EFFLUENT 001F COPPER ug/l 1 WEEK COMP JA/AP/JUL/OCT			
	*	*	*	*	*	*	*	*			
1											
2											
3											
4											
5											
6											
7											
8											
9											
10											
11											
12											
13											
14											
15											
16											
17		2	20	2	ND(10)	2	60	2	ND(10)		
18											
19											
20											
21											
22											
23											
24											
25											
26	ND(10)				ND(10)	ND(10)			ND(10)		
27											
28											
29											
30											
31											
MONTHLY AVG	ND(10)	20	ND(10)	ND(10)	ND(10)	60	ND(10)	ND(10)			
MONTHLY HIGH	ND(10)	20	ND(10)	ND(10)	ND(10)	70	ND(10)	ND(10)			
MONTHLY LOW	ND(10)	10	ND(10)	ND(10)	ND(10)	40	ND(10)	ND(10)			
TIMES EXCEEDED	NO LIMIT	NO LIMIT	NO LIMIT	NO LIMIT	NO LIMIT	NO LIMIT	NO LIMIT	NO LIMIT			
TIMES EXCEEDED											
TIMES EXCEEDED											

REMARKS: * NUMBER OF SAMPLES TAKEN DURING THE DAY.

PRINCIPAL EXECUTIVE OFFICER
GREGORY M. RUEGER

SIGNATURE OF AUTHORIZED AGENT	DATE
 Drew Squires	1/20/2002

CALIFORNIA REGIONAL WATER QUALITY
CONTROL BOARD
CENTRAL COAST REGION
81 HIGUERA
SAN LUIS OBISPO, CA 93401

DISCHARGE SELF MONITORING REPORT


PACIFIC GAS AND ELECTRIC CO.
DIABLO CANYON NUCLEAR POWER PLANT
PO BOX 56
AVILA BEACH, CALIF 93424

PAGE: (Q) 5

FACILITY I.D.		YEAR / MO / DAY		YEAR / MO / DAY		STATE CODE		NPDES PERMIT #	
3 402003001		BEGINNING	01 / 10 / 01	ENDING	01 / 10 / 31	06		CA0003751	
STATION ANALYSIS UNITS SMPL TYPE FREQ.	EFFLUENT 001D LEAD ug/1 QTRLY COMP JA/AP/JUL/OCT	EFFLUENT 001H LEAD ug/1 QTRLY COMP JA/AP/JUL/OCT	EFFLUENT 001L LEAD ug/1 QTRLY COMP JA/AP/JUL/OCT	EFFLUENT 001F LEAD ug/1 1 WEEK COMP JA/AP/JUL/OCT	EFFLUENT 001D MERCURY ug/1 QTRLY COMP JA/AP/JUL/OCT	EFFLUENT 001H MERCURY ug/1 QTRLY COMP JA/AP/JUL/OCT	EFFLUENT 001L MERCURY ug/1 QTRLY COMP JA/AP/JUL/OCT	EFFLUENT 001F MERCURY ug/1 1 WEEK COMP JA/AP/JUL/OCT	
	*	*	*	*	*	*	*	*	
1									
2									
3									
4									
5									
6									
7									
8									
9									
10									
11									
12									
13									
14									
15									
16									
17		2	ND(100)	2	ND(10)		2	ND(0.2)	
18									
19									
20									
21									
22									
23									
24									
25									
26	ND(10)				ND(10)	ND(0.2)		ND(0.2)	
27									
28									
29									
30									
31									
MONTHLY AVG	ND(10)	ND(100)	ND(10)	ND(10)	ND(0.2)	ND(0.2)	ND(0.2)	ND(0.2)	
MONTHLY HIGH	ND(10)	ND(100)	ND(10)	ND(10)	ND(0.2)	ND(0.2)	ND(0.2)	ND(0.2)	
MONTHLY LOW	ND(10)	ND(10)	ND(10)	ND(10)	ND(0.2)	ND(0.2)	ND(0.2)	ND(0.2)	
TIMES EXCEEDED	NO LIMIT	NO LIMIT	NO LIMIT	NO LIMIT	NO LIMIT	NO LIMIT	NO LIMIT	NO LIMIT	
TIMES EXCEEDED									
TIMES EXCEEDED									

REMARKS: * NUMBER OF SAMPLES TAKEN DURING THE DAY.

PRINCIPAL EXECUTIVE OFFICER
GREGORY M. RUEGER

SIGNATURE OF AUTHORIZED AGENT	DATE
 Drew Squires	1/20/2002

CALIFORNIA REGIONAL WATER QUALITY
CONTROL BOARD
CENTRAL COAST REGION
81 HIGUERA
SAN LUIS OBISPO, CA 93401

DISCHARGE SELF MONITORING REPORT


PACIFIC GAS AND ELECTRIC CO.
DIABLO CANYON NUCLEAR POWER PLANT
PO BOX 56
AVILA BEACH, CALIF 93424

PAGE: (Q) 6

FACILITY I.D.	YEAR / MO / DAY		YEAR / MO / DAY		STATE CODE		NPDES PERMIT #	
3 402003001	BEGINNING	01 / 10 / 01	ENDING	01 / 10 / 31	06		CA0003751	
STATION ANALYSIS UNITS SMPL TYPE FREQ.	EFFLUENT 001D NICKEL ug/l QTRLY COMP JA/AP/JUL/OCT	EFFLUENT 001H NICKEL ug/l QTRLY COMP JA/AP/JUL/OCT	EFFLUENT 001L NICKEL ug/l QTRLY COMP JA/AP/JUL/OCT	EFFLUENT 001F NICKEL ug/l 1 WEEK COMP JA/AP/JUL/OCT	EFFLUENT 001D SILVER ug/l QTRLY COMP JA/AP/JUL/OCT	EFFLUENT 001H SILVER ug/l QTRLY COMP JA/AP/JUL/OCT	EFFLUENT 001L SILVER ug/l QTRLY COMP JA/AP/JUL/OCT	EFFLUENT 001F SILVER ug/l 1 WEEK COMP JA/AP/JUL/OCT
1								
2								
3								
4								
5								
6								
7								
8								
9								
10								
11								
12								
13								
14								
15								
16								
17		2	20	2	ND(10)		2	ND(10)
18								
19								
20								
21								
22								
23								
24								
25								
26	ND(10)				ND(10)	ND(10)		ND(10)
27								
28								
29								
30								
31								
MONTHLY AVG	ND(10)	20	ND(10)	ND(10)	ND(10)	ND(10)	ND(10)	ND(10)
MONTHLY HIGH	ND(10)	20	ND(10)	ND(10)	ND(10)	ND(10)	ND(10)	ND(10)
MONTHLY LOW	ND(10)	10	ND(10)	ND(10)	ND(10)	ND(10)	ND(10)	ND(10)
TIMES EXCEEDED	NO LIMIT	NO LIMIT	NO LIMIT	NO LIMIT	NO LIMIT	NO LIMIT	NO LIMIT	NO LIMIT
TIMES EXCEEDED								
TIMES EXCEEDED								

REMARKS: * NUMBER OF SAMPLES TAKEN DURING THE DAY.

PRINCIPAL EXECUTIVE OFFICER
GREGORY M. RUEGER

SIGNATURE OF AUTHORIZED AGENT	DATE
 Drew Squyres	1/20/2002

CALIFORNIA REGIONAL WATER QUALITY
CONTROL BOARD
CENTRAL COAST REGION
81 HIGUERA
SAN LUIS OBISPO, CA 93401

DISCHARGE SELF MONITORING REPORT

PACIFIC GAS AND ELECTRIC CO.
DIABLO CANYON NUCLEAR POWER PLANT
PO BOX 56
AVILA BEACH, CALIF 93424

PAGE: (Q) 7

FACILITY I.D.
3 402003001

YEAR / MO / DAY
BEGINNING 01 / 10 / 01

YEAR / MO / DAY
ENDING 01 / 10 / 31


STATE CODE
06

NPDES PERMIT #
CA0003751

STATION ANALYSIS UNITS SMPL TYPE FREQ.	EFFLUENT 001D ZINC ug/l QTRLY COMP JA/AP/JUL/OCT	EFFLUENT 001H ZINC ug/l QTRLY COMP JA/AP/JUL/OCT	EFFLUENT 001L ZINC ug/l QTRLY COMP JA/AP/JUL/OCT	EFFLUENT 001F ZINC ug/l 1 WEEK COMP JA/AP/JUL/OCT	
1					
2					
3					
4					
5					
6					
7					
8					
9					
10					
11					
12					
13					
14					
15					
16					
17		2 < 20	2	ND(20)	
18					
19					
20					
21					
22					
23					
24					
25					
26	40			ND(20)	
27					
28					
29					
30					
31					
MONTHLY AVG	40	< 20	ND(20)	ND(20)	
MONTHLY HIGH	40	20	ND(20)	ND(20)	
MONTHLY LOW	40	ND(20)	ND(20)	ND(20)	
TIMES EXCEEDED	NO LIMIT	NO LIMIT	NO LIMIT	NO LIMIT	
TIMES EXCEEDED					
TIMES EXCEEDED					

REMARKS: * NUMBER OF SAMPLES TAKEN DURING THE DAY.

PRINCIPAL EXECUTIVE OFFICER
GREGORY M. RUEGER

SIGNATURE OF AUTHORIZED AGENT	DATE
 Drew Squyres	1/20/2002

CALIFORNIA REGIONAL WATER QUALITY
CONTROL BOARD
CENTRAL COAST REGION
81 HIGUERA
SAN LUIS OBISPO, CA 93401

DISCHARGE SELF MONITORING REPORT

PACIFIC GAS AND ELECTRIC CO.
DIABLO CANYON NUCLEAR POWER PLANT
PO BOX 56
AVILA BEACH, CALIF 93424

PAGE: (Q) 8

FACILITY I.D.
3 402003001

YEAR / MO / DAY
BEGINNING 01 / 10 / 01

YEAR / MO / DAY
ENDING 01 / 10 / 31

STATE CODE
06

NPDES PERMIT #
CA0003751

STATION ANALYSIS UNITS SMPL TYPE FREQ.	EFFLUENT 001D COPPER mg/l 24-HR COMP. METAL CLNG	EFFLUENT 001F COPPER mg/l 24-HR COMP. METAL CLNG	EFFLUENT 001I COPPER mg/l 24-HR COMP. METAL CLNG	EFFLUENT 001L COPPER mg/l 24-HR COMP. METAL CLNG	EFFLUENT 001M COPPER mg/l 24-HR COMP. METAL CLNG	
1						
2						
3						
4						
5						
6						
7						
8						
9						
10						
11						
12						
13						
14						
15						
16						
17						
18						
19						
20						
21						
22						
23						
24						
25						
26						
27						
28						
29						
30						
31						

MONTHLY AVG

MONTHLY HIGH

MONTHLY LOW

TIMES EXCEEDED MO AVG 1 = 0 MO AVG 1 = 0 MO AVG 1 = 0 MO AVG 1 = 0 MO AVG 1 = 0
TIMES EXCEEDED D MAX 1 = 0 D MAX 1 = 0 D MAX 1 = 0 D MAX 1 = 0 D MAX 1 = 0
TIMES EXCEEDED


REMARKS: * NUMBER OF SAMPLES TAKEN DURING THE DAY.

PRINCIPAL EXECUTIVE OFFICER

GREGORY M. RUEGER

SIGNATURE OF AUTHORIZED AGENT

DATE

 Drew Squires

1/20/2002

CALIFORNIA REGIONAL WATER QUALITY
CONTROL BOARD
CENTRAL COAST REGION
81 HIGUERA
SAN LUIS OBISPO, CA 93401

DISCHARGE SELF MONITORING REPORT

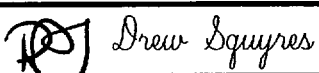
PACIFIC GAS AND ELECTRIC CO.
DIABLO CANYON NUCLEAR POWER PLANT
PO BOX 56
AVILA BEACH, CALIF 93424

PAGE: (Q) 9

FACILITY I.D.	YEAR / MO / DAY		YEAR / MO / DAY		STATE CODE	NPDES PERMIT #
3 402003001	BEGINNING	01 / 10 / 01	ENDING	01 / 10 / 31	06	CA0003751
STATION ANALYSIS UNITS SMPL TYPE FREQ.	EFFLUENT 001D IRON mg/l 24-HR COMP. METAL CLNG	EFFLUENT 001F IRON mg/l 24-HR COMP. METAL CLNG	EFFLUENT 001I IRON mg/l 24-HR COMP. METAL CLNG	EFFLUENT 001L IRON mg/l 24-HR COMP. METAL CLNG	EFFLUENT 001M IRON mg/l 24-HR COMP. METAL CLNG	
1						
2						
3						
4						
5						
6						
7						
8						
9						
10						
11						
12						
13						
14						
15						
16						
17						
18						
19						
20						
21						
22						
23						
24						
25						
26						
27						
28						
29						
30						
31						
MONTHLY AVG						
MONTHLY HIGH						
MONTHLY LOW						
TIMES EXCEEDED	MO AVG 1 = 0	MO AVG 1 = 0	MO AVG 1 = 0	MO AVG 1 = 0	MO AVG 1 = 0	
TIMES EXCEEDED	D MAX 1 = 0	D MAX 1 = 0	D MAX 1 = 0	D MAX 1 = 0	D MAX 1 = 0	
TIMES EXCEEDED						

REMARKS: * NUMBER OF SAMPLES TAKEN DURING THE DAY.

PRINCIPAL EXECUTIVE OFFICER
GREGORY M. RUEGER

SIGNATURE OF AUTHORIZED AGENT	DATE
 Drew Squires	1/20/2002

CALIFORNIA REGIONAL WATER QUALITY
CONTROL BOARD
CENTRAL COAST REGION
81 HIGUERA
SAN LUIS OBISPO, CA 93401

DISCHARGE SELF MONITORING REPORT

PACIFIC GAS AND ELECTRIC CO.
DIABLO CANYON NUCLEAR POWER PLANT
PO BOX 56
AVILA BEACH, CALIF 93424

PAGE: (A) 1

FACILITY I.D.	YEAR / MO / DAY		YEAR / MO / DAY		STATE CODE		NPDES PERMIT #	
3 402003001	BEGINNING	01 / 10 / 01	ENDING	01 / 10 / 31	06		CA0003751	
STATION ANALYSIS UNITS SMPL TYPE FREQ.	EFFLUENT 001 TITANIUM ug/l GRAB OCTOBER	INFLUENT ARSENIC ug/l GRAB OCTOBER	EFFLUENT ARSENIC ug/l GRAB OCTOBER	INFLUENT CADMIUM ug/l GRAB OCTOBER	EFFLUENT 001 CADMIUM ug/l GRAB OCTOBER	INFLUENT LEAD ug/l GRAB OCTOBER	EFFLUENT 001 LEAD ug/l GRAB OCTOBER	INFLUENT ZINC ug/l GRAB OCTOBER
1								
2								
3								
4								
5								
6								
7								
8								
9								
10								
11								
12								
13								
14								
15								
16								
17								
18								
19								
20								
21								
22								
23								
24								
25								
26								
27								
28								
29								
30	ND(5)	1.6	1.4	0.08	ND(0.06)	0.31	0.05	
31								
MONTHLY AVG	ND(5)	1.6	1.4	0.08	ND(0.06)	0.31	0.05	ND(10)
MONTHLY HIGH	ND(5)	1.6	1.4	0.08	ND(0.06)	0.31	0.05	ND(10)
MONTHLY LOW	ND(5)	1.6	1.4	0.08	ND(0.06)	0.31	0.05	ND(10)
TIMES EXCEEDED	NO LIMIT	NO LIMIT	6M-MED 30 = 0	NO LIMIT	6M-MED 10 = 0	NO LIMIT	6M-MED 10 = 0	NO LIMIT
TIMES EXCEEDED			D MAX 150 = 0		D MAX 20 = 0		D MAX 40 = 0	
TIMES EXCEEDED			I MAX 400 = 0		I MAX 50 = 0		I MAX 100 = 0	

REMARKS: * NUMBER OF SAMPLES TAKEN DURING THE DAY.

PRINCIPAL EXECUTIVE OFFICER
GREGORY M. RUEGER

SIGNATURE OF AUTHORIZED AGENT	DATE
<i>Drew Squires</i>	1/20/2002

CALIFORNIA REGIONAL WATER QUALITY
CONTROL BOARD
CENTRAL COAST REGION
81 HIGUERA
SAN LUIS OBISPO, CA 93401

DISCHARGE SELF MONITORING REPORT

PACIFIC GAS AND ELECTRIC CO.
DIABLO CANYON NUCLEAR POWER PLANT
PO BOX 56
AVILA BEACH, CALIF 93424

PAGE: (A) 2

FACILITY I.D. 3 402003001		YEAR / MO / DAY BEGINNING 01 / 10 / 01		YEAR / MO / DAY ENDING 01 / 10 / 31		STATE CODE 06		NPDES PERMIT # CA0003751	
STATION ANALYSIS UNITS SMPL TYPE FREQ.	INFLUENT MERCURY ug/l GRAB OCTOBER	EFFLUENT 001 MERCURY ug/l GRAB OCTOBER	INFLUENT SILVER ug/l GRAB OCTOBER	EFFLUENT 001 SILVER ug/l GRAB OCTOBER	INFLUENT CYANIDE ug/l GRAB OCTOBER	EFFLUENT 001 CYANIDE ug/l GRAB OCTOBER	INFLUENT PHENOLIC CMP ug/l (NONCL) GRAB OCTOBER	EFFLUENT 001 PHENOLIC CMP ug/l (NONCL) GRAB OCTOBER	
1									
2									
3									
4									
5									
6									
7									
8									
9									
10									
11									
12									
13									
14									
15									
16									
17									
18									
19									
20									
21									
22									
23									
24									
25									
26									
27									
28									
29									
30	ND(0.001)	ND(0.001)	0.17	ND(0.02)	ND(10)	ND(10)	** ND(11.82)	** ND(11.82)	
31									
MONTHLY AVG	ND(0.001)	ND(0.001)	0.17	ND(0.02)	ND(10)	ND(10)	** ND(11.82)	** ND(11.82)	
MONTHLY HIGH	ND(0.001)	ND(0.001)	0.17	ND(0.02)	ND(10)	ND(10)	ND(11.82)	ND(11.82)	
MONTHLY LOW	ND(0.001)	ND(0.001)	0.17	ND(0.02)	ND(10)	ND(10)	ND(11.82)	ND(11.82)	
TIMES EXCEEDED	NO LIMIT	6M-MED 0.2=0	NO LIMIT	6M-MED 2.9=0	NO LIMIT	6M-MED 30=0	NO LIMIT	6M-MED 150=0	
TIMES EXCEEDED		DMAX 0.8 = 0		DMAX 13.6=0		DMAX 100=0		DMAX 610= 0	
TIMES EXCEEDED		IMAX 2 = 0		IMAX 35= 0		IMAX 260=0		IMAX 1530=0	

REMARKS: * NUMBER OF SAMPLES TAKEN DURING THE DAY.
** REPORTING LIMIT SHOWN IS SUM OF RL'S FOR 6 UNDETECTED ANALYTES.

PRINCIPAL EXECUTIVE OFFICER
GREGORY M. RUEGER

SIGNATURE OF AUTHORIZED AGENT	DATE
<i>Drew Squires</i>	1/20/2002

CALIFORNIA REGIONAL WATER QUALITY
CONTROL BOARD
CENTRAL COAST REGION
81 HIGUERA
SAN LUIS OBISPO, CA 93401

DISCHARGE SELF MONITORING REPORT

PACIFIC GAS AND ELECTRIC CO.
DIABLO CANYON NUCLEAR POWER PLANT
PO BOX 56
AVILA BEACH, CALIF 93424

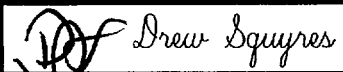
PAGE: (A) 3

FACILITY I.D. 3 402003001		YEAR / MO / DAY BEGINNING 01 / 10 / 01		YEAR / MO / DAY ENDING 01 / 10 / 31		STATE CODE 06		NPDES PERMIT # CA0003751	
STATION ANALYSIS UNITS SMPL TYPE FREQ.	INFLUENT CHLOR PHENOL ug/l GRAB OCTOBER	EFFLUENT 001 CHLOR PHENOL ug/l GRAB OCTOBER	EFFLUENT 001D LITHIUM mg/l GRAB OCTOBER	EFFLUENT 001D BORON mg/l GRAB OCTOBER	EFFLUENT 001D HYDRAZINE mg/l GRAB OCTOBER	EFFLUENT 005 OIL & GREASE mg/l GRAB OCTOBER	EFFLUENT 008 OIL & GREASE mg/l GRAB OCTOBER		
1									
2									
3									
4									
5									
6									
7									
8									
9									
10									
11									
12									
13									
14									
15									
16									
17									
18									
19									
20									
21									
22									
23									
24									
25									
26				35	566	< 10			
27									
28									
29									
30	** ND(3.36)	** ND(3.36)				< 3	< 3		
31									
MONTHLY AVG	** ND(3.36)	** ND(3.36)	35	566	< 10	< 3	< 3		
MONTHLY HIGH	ND(3.36)	ND(3.36)	35	566	< 10	< 3	< 3		
MONTHLY LOW	ND(3.36)	ND(3.36)	35	566	< 10	< 3	< 3		
TIMES EXCEEDED	NO LIMIT	6M-MED 10=0	NO LIMIT	NO LIMIT	NO LIMIT	MO AVG 15=0	MO AVG 15=0		
TIMES EXCEEDED		DMAX 20=0				DMAX 20=0	DMAX 20=0		
TIMES EXCEEDED		IMAX 50=0							

REMARKS: * NUMBER OF SAMPLES TAKEN DURING THE DAY.
** REPORTING LIMIT SHOWN IS THE SUM OF RL's FOR 7 UNDETECTED ANALYTES.

PRINCIPAL EXECUTIVE OFFICER

GREGORY M. RUEGER

SIGNATURE OF AUTHORIZED AGENT

DATE
1/20/2002

CALIFORNIA REGIONAL WATER QUALITY
CONTROL BOARD
CENTRAL COAST REGION
81 HIGUERA
SAN LUIS OBISPO, CA 93401

DISCHARGE SELF MONITORING REPORT

PACIFIC GAS AND ELECTRIC CO.
DIABLO CANYON NUCLEAR POWER PLANT
PO BOX 56
AVILA BEACH, CALIF 93424

PAGE: (A) 4


FACILITY I.D. 3 402003001 YEAR / MO / DAY BEGINNING 01 / 10 / 01 YEAR / MO / DAY ENDING 01 / 10 / 31 STATE CODE 06 NPDES PERMIT # CA0003751

STATION ANALYSIS UNITS SMPL TYPE FREQ.	EFFLUENT 009 OIL & GREASE mg/l GRAB OCTOBER	EFFLUENT 013 OIL & GREASE mg/l GRAB OCTOBER	EFFLUENT 015 OIL & GREASE mg/l GRAB OCTOBER	EFFLUENT 016 OIL & GREASE mg/l GRAB OCTOBER	EFFLUENT 017 OIL & GREASE mg/l GRAB OCTOBER	INFLUENT PCB'S ug/l GRAB OCTOBER	EFFLUENT 001 PCB'S ug/l GRAB OCTOBER	
1								
2								
3								
4								
5								
6								
7								
8								
9								
10								
11								
12								
13								
14								
15								
16								
17								
18								
19								
20								
21								
22								
23								
24								
25								
26								
27								
28								
29								
30	< 3	< 3	3			** ND(1.52)	** ND(1.59)	
31								
MONTHLY AVG	< 3	< 3	3	NO	NO	** ND(1.52)	** ND(1.59)	
MONTHLY HIGH	< 3	< 3	3	DISCHARGE	DISCHARGE	ND(1.52)	ND(1.59)	
MONTHLY LOW	< 3	< 3	3			ND(1.52)	ND(1.59)	
TIMES EXCEEDED	MO AVG 15=0	MO AVG 15=0	MO AVG 15=0	MO AVG 15=0	MO AVG 15=0	NO LIMIT	NO LIMIT	
TIMES EXCEEDED	DMAX 20=0	DMAX 20=0	DMAX 20=0	DMAX 20=0	DMAX20=0			
TIMES EXCEEDED								

REMARKS: * NUMBER OF SAMPLES TAKEN DURING THE DAY.
** REPORTING LIMIT SHOWN IS THE SUM OF RL's FOR 6 UNDETECTED ANALYTES.

PRINCIPAL EXECUTIVE OFFICER

GREGORY M. RUEGER

SIGNATURE OF AUTHORIZED AGENT

DATE
1/20/2002

CALIFORNIA REGIONAL WATER QUALITY
CONTROL BOARD
CENTRAL COAST REGION
81 HIGUERA
SAN LUIS OBISPO, CA 93401

DISCHARGE SELF MONITORING REPORT


PACIFIC GAS AND ELECTRIC CO.
DIABLO CANYON NUCLEAR POWER PLANT
PO BOX 56
AVILA BEACH, CALIF 93424

PAGE: (A) 5

FACILITY I.D.	YEAR / MO / DAY		YEAR / MO / DAY		STATE CODE		NPDES PERMIT #	
3 402003001	BEGINNING	01 / 10 / 01	ENDING	01 / 10 / 31	06		CA0003751	
STATION ANALYSIS UNITS SMPL TYPE FREQ.	EFFLUENT 001N SLUDGE MOISTURE % GRAB OCTOBER	EFFLUENT 001N SLUDGE TOT KJLDL N mg/kg GRAB OCTOBER	EFFLUENT 001N SLUDGE AMMONIA (N) mg/kg GRAB OCTOBER	EFFLUENT 001N SLUDGE NITRATE (N) mg/kg GRAB OCTOBER	EFFLUENT 001N SLUDGE TOT PHOSPHS mg/kg GRAB OCTOBER	EFFLUENT 001N SLUDGE pH pH units GRAB OCTOBER	EFFLUENT 001N SLUDGE OIL & GREASE mg/kg GRAB OCTOBER	EFFLUENT 001N SLUDGE BORON mg/kg GRAB OCTOBER
1								
2								
3								
4								
5								
6								
7								
8								
9								
10								
11								
12								
13								
14								
15								
16								
17								
18								
19								
20								
21								
22								
23								
24	94	530	66	ND(1)	170	7.1	100	1.0
25								
26								
27								
28								
29								
30								
31								
MONTHLY AVG	94	530	66	ND(1)	170	7.1	100	1.0
MONTHLY HIGH	94	530	66	ND(1)	170	7.1	100	1.0
MONTHLY LOW	94	530	66	ND(1)	170	7.1	100	1.0
TIMES EXCEEDED	NO LIMIT	NO LIMIT	NO LIMIT	NO LIMIT	NO LIMIT	NO LIMIT	NO LIMIT	NO LIMIT
TIMES EXCEEDED								
TIMES EXCEEDED								

REMARKS: * NUMBER OF SAMPLES TAKEN DURING THE DAY.

PRINCIPAL EXECUTIVE OFFICER
GREGORY M. RUEGER

SIGNATURE OF AUTHORIZED AGENT	DATE
	1/20/2002

CALIFORNIA REGIONAL WATER QUALITY
CONTROL BOARD
CENTRAL COAST REGION
81 HIGUERA
SAN LUIS OBISPO, CA 93401

DISCHARGE SELF MONITORING REPORT


PACIFIC GAS AND ELECTRIC CO.
DIABLO CANYON NUCLEAR POWER PLANT
PO BOX 56
AVILA BEACH, CALIF 93424

PAGE: (A) 6

FACILITY I.D.		YEAR / MO / DAY		YEAR / MO / DAY		STATE CODE		NPDES PERMIT #	
3 402003001		BEGINNING 01 / 10 / 01		ENDING 01 / 10 / 31		06		CA0003751	
STATION ANALYSIS UNITS SMPL TYPE FREQ.	EFFLUENT 001N SLUDGE CADMIUM mg/kg GRAB OCTOBER	EFFLUENT 001N SLUDGE COPPER mg/kg GRAB OCTOBER	EFFLUENT 001N SLUDGE CHROMIUM mg/kg GRAB OCTOBER	EFFLUENT 001N SLUDGE LEAD mg/kg GRAB OCTOBER	EFFLUENT 001N SLUDGE NICKEL mg/kg GRAB OCTOBER	EFFLUENT 001N SLUDGE MERCURY mg/kg GRAB OCTOBER	EFFLUENT 001N SLUDGE ZINC mg/kg GRAB OCTOBER	EFFLUENT 001N SLUDGE VOLUME tons OCTOBER	
1									
2									
3									
4									
5									
6									
7									
8									
9									
10									
11									
12									
13									
14									
15									
16									
17									
18									
19									
20									
21									
22									
23									
24	ND(0.05)	2.8	ND(0.1)	ND(0.2)	0.1	ND(0.04)	4.3	0.59	
25									
26									
27									
28									
29									
30									
31									
MONTHLY AVG	ND(0.05)	2.8	ND(0.1)	ND(0.2)	0.1	ND(0.04)	4.3	0.59	
MONTHLY HIGH	ND(0.05)	2.8	ND(0.1)	ND(0.2)	0.1	ND(0.04)	4.3	0.59	
MONTHLY LOW	ND(0.05)	2.8	ND(0.1)	ND(0.2)	0.1	ND(0.04)	4.3	0.59	
TIMES EXCEEDED	10xSTLC=0	10xSTLC=0	10xSTLC=0	10xSTLC=0	10xSTLC=0	10xSTLC=0	10xSTLC=0		
TIMES EXCEEDED	10 mg/kg=0	250 mg/kg=0	50 mg/kg=0	50 mg/kg=0	200 mg/kg=0	2 mg/kg=0	2500 mg/kg=0		
TIMES EXCEEDED	TTL<100=0	TTL<2500=0	TTL<500=0	TTL<1000=0	TTL<2000=0	TTL<20=0	TTL<5000=0		

REMARKS: * NUMBER OF SAMPLES TAKEN DURING THE DAY.

PRINCIPAL EXECUTIVE OFFICER
GREGORY M. RUEGER

SIGNATURE OF AUTHORIZED AGENT	DATE
 Drew Squires	1/20/2002

APPENDIX 3

DIABLO CANYON POWER PLANT

Influent and Effluent Monitoring

November 2001

CALIFORNIA REGIONAL WATER QUALITY
CONTROL BOARD
CENTRAL COAST REGION
81 HIGUERA
SAN LUIS OBISPO, CA 93401

DISCHARGE SELF MONITORING REPORT

PACIFIC GAS AND ELECTRIC CO.
DIABLO CANYON NUCLEAR POWER PLANT
PO BOX 56
AVILA BEACH, CALIF 93424

PAGE: (M) 1

FACILITY I.D.	YEAR / MO / DAY		YEAR / MO / DAY		STATE CODE	NPDES PERMIT #		
3 402003001	BEGINNING	01 / 11 / 01	ENDING	01 / 11 / 30	06	CA0003751		
STATION ANALYSIS UNITS SMPL TYPE FREQ.	INFLUENT TEMPERATURE DEGREES F METERED CONTINUOUS	EFFLUENT 001 TEMPERATURE DEGREES F METERED CONTINUOUS	DELTA TEMP TEMPERATURE DEGREES F METERED CONTINUOUS	EFFLUENT 001 FLOW MGD RECORDED DAILY	INFLUENT pH pH UNITS GRAB MONTHLY	EFFLUENT 001 pH pH UNITS GRAB MONTHLY (***)	EFFLUENT 001P pH pH UNITS GRAB MONTHLY	EFFLUENT 002 pH pH UNITS GRAB MONTHLY
1	58.7	78.5	19.8	2486				
2	59.4	79.1	19.7	2486				
3	58.8	78.7	19.9	2486				
4	58.2	78.1	19.9	2486				
5	57.6	77.5	19.9	2486				
6	57.4	77.2	19.8	2486	8.0	8.0	7.7	2 8.0
7	58.3	78.0	19.7	2486				
8	59.3	78.9	19.6	2486				
9	58.9	78.3	19.4	2473				
10	59.2	75.4	16.2	1874				
11	59.7	75.4	15.7	1919				
12	59.7	78.2	18.5	1891				
13	59.9	78.3	18.4	2098				
14	59.1	77.7	18.6	2486				
15	58.7	77.2	18.5	2486				
16	58.5	77.2	18.7	2486				
17	58.6	77.0	18.4	2486				
18	58.8	77.1	18.3	2486				
19	57.3	75.7	18.4	2486				
20	56.6	75.2	18.6	2486				
21	56.1	67.4	11.3	2486				
22	56.5	70.3	13.8	2486				
23	55.6	74.7	19.1	2486				
24	55.9	75.0	19.1	2486				
25	55.7	74.9	19.2	2486				
26	55.8	75.0	19.2	2486				
27	55.2	74.5	19.3	2486				
28	55.1	73.4	18.3	2486				
29	55.4	74.5	19.1	2486				
30	55.2	74.4	19.2	2486				
31								
MONTHLY AVG	57.6	76.1	18.5	2414	8.0	8.0	7.7	8.0
MONTHLY HIGH	59.9	79.1	19.9	2486	8.0	8.0	7.7	8.0
MONTHLY LOW	55.1	67.4	11.3	1874	8.0	8.0	7.7	8.0
TIMES EXCEEDED	NO LIMIT	NO LIMIT	MAX 22 = 0	MAX 2760 = 0	NO LIMIT	NO LIMIT	NO LIMIT	NO LIMIT
TIMES EXCEEDED			(**)					
TIMES EXCEEDED								

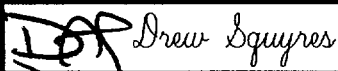
REMARKS:

* NUMBER OF SAMPLES TAKEN DURING THE DAY.

** EXCEPT DURING DEMUSSELING.

*** DAILY WHEN DISCHARGING CHEMICAL CLEANING WASTES FROM DISCHARGES 001D, F, I, L, AND/OR M.

PRINCIPAL EXECUTIVE OFFICER
GREGORY M. RUEGER

SIGNATURE OF AUTHORIZED AGENT	DATE
 Drew Squires	1/20/2002

CALIFORNIA REGIONAL WATER QUALITY
CONTROL BOARD
CENTRAL COAST REGION
81 HIGUERA
SAN LUIS OBISPO, CA. 93401

DISCHARGE SELF MONITORING REPORT

PACIFIC GAS AND ELECTRIC CO.
DIABLO CANYON NUCLEAR POWER PLANT
PO BOX 56
AVILA BEACH, CALIF 93424


PAGE: (M) 2

FACILITY I.D.		YEAR / MO / DAY		YEAR / MO / DAY		STATE CODE		NPDES PERMIT #	
3402003001		BEGINNING 01 / 11 / 01		ENDING 01 / 11 / 30		06		CA0003751	
STATION ANALYSIS UNITS SMPL TYPE FREQ.	EFFLUENT 003 pH pH UNITS GRAB MONTHLY	EFFLUENT 004 pH pH UNITS GRAB MONTHLY	EFFLUENT 001N OIL & GREASE mg/l COMPOSITE WEEKLY	EFFLUENT 001P OIL & GREASE mg/l GRAB WEEKLY (**)	EFFLUENT 003 OIL & GREASE mg/l GRAB WEEKLY (***)	EFFLUENT 001F OIL & GREASE mg/l GRAB MONTHLY	EFFLUENT 001 T CHLOR RES ug/l GRAB 2 per CYCLE	EFFLUENT 001 CHLORINE USED lbs/day RECORDED MONTHLY	
1							11	31	
2			3	ND(5)			8	20	
3							8	22	
4							8	22	
5							8	22	
6	8.0	8.0				< 3	8	29	
7							8	32	
8			3	ND(5)			8	38	
9							7	35	
10							6	20	
11							6	< 10	
12							12	< 10	
13							12	14	
14			3	ND(5)			12	22	
15							12	35	
16							12	32	
17							12	29	
18							12	26	
19							12	29	
20			3	ND(5)			12	29	
21							12	50	
22							12	50	
23							12	42	
24							12	42	
25							12	38	
26							12	42	
27			3	ND(5)		4	12	42	
28							12	55	
29							12	55	
30							12	55	
31									
MONTHLY AVG	8.0	8.0	ND(5)	NO	NO	< 3	33	612	
MONTHLY HIGH	8.0	8.0	ND(5)	DISCHARGE	DISCHARGE	4	55	794	
MONTHLY LOW	8.0	8.0	ND(5)			< 3	< 10	331	
TIMES EXCEEDED	NO LIMIT	NO LIMIT	MO AVG 15 = 0	MO AVG 15 = 0	MO AVG 15 = 0	MO AVG 15 = 0	I MAX 200 = 0	NO LIMIT	
TIMES EXCEEDED			D MAX 20 = 0	D MAX 20 = 0	D MAX 20 = 0	D MAX 20 = 0			
TIMES EXCEEDED									

REMARKS: * NUMBER OF SAMPLES TAKEN DURING THE DAY.
** WHEN 001N IS DISCHARGING TO 001P.
*** WHEN 001P IS DISCHARGING TO 003.

PRINCIPAL EXECUTIVE OFFICER

GREGORY M. RUEGER

SIGNATURE OF AUTHORIZED AGENT

DATE
1/20/2002

CALIFORNIA REGIONAL WATER QUALITY
CONTROL BOARD
CENTRAL COAST REGION
81 HIGUERA
SAN LUIS OBISPO, CA 93401

DISCHARGE SELF MONITORING REPORT


PACIFIC GAS AND ELECTRIC CO.
DIABLO CANYON NUCLEAR POWER PLANT
PO BOX 56
AVILA BEACH, CALIF 93424

PAGE: (M) 3

FACILITY I.D.		YEAR / MO / DAY		YEAR / MO / DAY		STATE CODE		NPDES PERMIT #	
3 402003001		BEGINNING 01 / 11 / 01		ENDING 01 / 11 / 30		06		CA0003751	
STATION ANALYSIS UNITS SMPL TYPE FREQ.	EFF 001N=>003 TOTL COLIFORM MPN/100ml GRAB 4 TIMES/WEEK	EFF 001N=>003 FECAL COLIFORM MPN/100ml GRAB 4 TIMES/WEEK	EFFLUENT 001D SUSPENDED SOLIDS			EFFLUENT 001F SUSPENDED SOLIDS			
			mg/1 1st FLTR	mg/1 2nd FLTR GRAB MONTHLY	mg/1 NET	mg/1 1st FLTR	mg/1 2nd FLTR GRAB MONTHLY	mg/1 NET	
	*	*	*	*	*	*	*	*	
1			2	42**	< 1	2	42**		
2									
3									
4									
5									
6			2	1	2 < 1	2	ND(5)	2	
7				7			7		
8									
9				3	< 1		ND(5)		
10									
11									
12									
13									
14									
15				27			27		
16									
17									
18									
19									
20									
21				2			ND(5)		
22									
23									
24									
25									
26									
27									
28									
29									
30									
31									
MONTHLY AVG	NO		NO			**	7	ND(5)	
MONTHLY HIGH	DISCHARGE		DISCHARGE				44	ND(5)	
MONTHLY LOW							ND(5)	ND(5)	
TIMES EXCEEDED	80% SMPLS>1K	MEAN>200 =	NO LIMIT	NO LIMIT	MO AVG 30 = 0	NO LIMIT	NO LIMIT	MO AVG 30 = 0	
TIMES EXCEEDED		90 % SMPLS>400			D MAX 100 = 0			D MAX 100 = 0	
TIMES EXCEEDED	I MAX >10K								

REMARKS: * NUMBER OF SAMPLES TAKEN DURING THE DAY.
** FLOW-WEIGHTED AVERAGES REPORTED.

PRINCIPAL EXECUTIVE OFFICER
GREGORY M. RUEGER

SIGNATURE OF AUTHORIZED AGENT	DATE
 Drew Squyres	1/20/2002

CALIFORNIA REGIONAL WATER QUALITY
CONTROL BOARD
CENTRAL COAST REGION
81 HIGUERA
SAN LUIS OBISPO, CA 93401

DISCHARGE SELF MONITORING REPORT


PACIFIC GAS AND ELECTRIC CO.
DIABLO CANYON NUCLEAR POWER PLANT
PO BOX 56
AVILA BEACH, CALIF 93424

PAGE: (M) 4

FACILITY I.D.	YEAR / MO / DAY BEGINNING			YEAR / MO / DAY ENDING			STATE CODE	NPDES PERMIT #		
3 402003001	01 / 11 / 01			01 / 11 / 30			06	CA0003751		
STATION ANALYSIS UNITS SMPL TYPE FREQ.	EFFLUENT 001G SUSPENDED SOLIDS mg/1 1st FLTR mg/1 2nd FLTR mg/1 NET GRAB MONTHLY			EFFLUENT 001H SUSPENDED SOLIDS mg/1 1st FLTR mg/1 2nd FLTR mg/1 NET GRAB MONTHLY						
		*		*	*	*	*	*	*	*
1										
2										
3										
4										
5										
6	<	1		ND(5)						
7										
8										
9										
10					1	<	1	ND(5)		
11										
12										
13										
14										
15										
16										
17										
18										
19										
20										
21										
22										
23										
24										
25										
26										
27										
28										
29										
30										
31										
MONTHLY AVG				ND(5)				ND(5)		
MONTHLY HIGH				ND(5)				ND(5)		
MONTHLY LOW				ND(5)				ND(5)		
TIMES EXCEEDED	NO LIMIT	NO LIMIT	MO AVG 30=0	NO LIMIT	NO LIMIT	MO AVG 30=0				
TIMES EXCEEDED			D MAX 100 = 0			D MAX 100 = 0				
TIMES EXCEEDED										

REMARKS: * NUMBER OF SAMPLES TAKEN DURING THE DAY.

PRINCIPAL EXECUTIVE OFFICER
GREGORY M. RUEGER

SIGNATURE OF AUTHORIZED AGENT	DATE
 Drew Squires	1/20/2002

CALIFORNIA REGIONAL WATER QUALITY
CONTROL BOARD
CENTRAL COAST REGION
81 HIGUERA
SAN LUIS OBISPO, CA 93401

DISCHARGE SELF MONITORING REPORT


PACIFIC GAS AND ELECTRIC CO.
DIABLO CANYON NUCLEAR POWER PLANT
PO BOX 56
AVILA BEACH, CALIF 93424

PAGE: (M) 5

FACILITY I.D.	YEAR / MO / DAY BEGINNING			YEAR / MO / DAY ENDING			STATE CODE	NPDES PERMIT #		
3 402003001	01 / 11 / 01			01 / 11 / 30			06	CA0003751		
STATION ANALYSIS UNITS SMPL TYPE FREQ.	EFFLUENT 001I SUSPENDED SOLIDS			EFFLUENT 001J SUSPENDED SOLIDS						
	mg/1 1st FLTR	mg/1 2nd FLTR GRAB MONTHLY	mg/1 NET	mg/1 1st FLTR	mg/1 2nd FLTR GRAB MONTHLY	mg/1 NET				
1										
2										
3										
4										
5										
6										
7										
8										
9										
10										
11										
12										
13										
14										
15										
16										
17										
18										
19										
20										
21										
22										
23										
24										
25										
26										
27										
28										
29										
30										
31										
MONTHLY AVG	NO			NO						
MONTHLY HIGH	DISCHARGE			DISCHARGE						
MONTHLY LOW										
TIMES EXCEEDED	NO LIMIT	NO LIMIT	MO AVG 30 = 0	NO LIMIT	NO LIMIT	MO AVG 30 = 0				
TIMES EXCEEDED			MAX 100 = 0			MAX 100 = 0				
TIMES EXCEEDED										

REMARKS: * NUMBER OF SAMPLES TAKEN DURING THE DAY.

PRINCIPAL EXECUTIVE OFFICER
GREGORY M. RUEGER

SIGNATURE OF AUTHORIZED AGENT	DATE
 Drew Squyres	1/20/2002

CALIFORNIA REGIONAL WATER QUALITY
CONTROL BOARD
CENTRAL COAST REGION
81 HIGUERA
SAN LUIS OBISPO, CA 93401

DISCHARGE SELF MONITORING REPORT

PACIFIC GAS AND ELECTRIC CO.
DIABLO CANYON NUCLEAR POWER PLANT
PO BOX 56
AVILA BEACH, CALIF 93424

PAGE: (M) 6


FACILITY I.D. 3402003001 YEAR / MO / DAY BEGINNING 01 / 11 / 01 YEAR / MO / DAY ENDING 01 / 11 / 30 STATE CODE 06 NPDES PERMIT # CA0003751

STATION ANALYSIS UNITS SMPL TYPE FREQ.	EFFLUENT 001K SUSPENDED SOLIDS			EFFLUENT 001L SUSPENDED SOLIDS			
	mg/1 1st FLTR	mg/1 2nd FLTR GRAB MONTHLY	mg/1 NET	mg/1 1st FLTR	mg/1 2nd FLTR GRAB MONTHLY	mg/1 NET	
1							
2							
3							
4							
5							
6				2	< 1	2	ND(5)
7							
8							
9							
10							
11							
12							
13							
14							
15							
16							
17							
18							
19							
20							
21							
22							
23							
24							
25							
26							
27							
28							
29							
30							
31							
MONTHLY AVG	NO DISCHARGE						ND(5)
MONTHLY HIGH							ND(5)
MONTHLY LOW							ND(5)
TIMES EXCEEDED	NO LIMIT	NO LIMIT	MO AVG 30 = 0	NO LIMIT	NO LIMIT	MO AVG 30 = 0	
TIMES EXCEEDED			D MAX 100 = 0			D MAX 100 = 0	
TIMES EXCEEDED							

REMARKS: * NUMBER OF SAMPLES TAKEN DURING THE DAY.

PRINCIPAL EXECUTIVE OFFICER

GREGORY M. RUEGER

SIGNATURE OF AUTHORIZED AGENT	DATE
 Drew Squires	1/20/2002

CALIFORNIA REGIONAL WATER QUALITY
CONTROL BOARD
CENTRAL COAST REGION
81 HIGUERA
SAN LUIS OBISPO, CA 93401

DISCHARGE SELF MONITORING REPORT

PACIFIC GAS AND ELECTRIC CO.
DIABLO CANYON NUCLEAR POWER PLANT
PO BOX 56
AVILA BEACH, CALIF 93424

PAGE: (M) 7

FACILITY I.D. 3 402003001
YEAR / MO / DAY BEGINNING 01 / 11 / 01
YEAR / MO / DAY ENDING 01 / 11 / 30
STATE CODE 06
NPDES PERMIT # CA0003751


STATION ANALYSIS UNITS SMPL TYPE FREQ.	EFFLUENT 001M SUSPENDED SOLIDS			EFFLUENT 001N SUSPENDED SLDS	EFFLUENT 001P SUSPENDED SOLIDS			
	mg/1 1st FLTR	mg/1 2nd FLTR GRAB MONTHLY	mg/1 NET	mg/1 COMPOSITE WEEKLY	mg/1 1st FLTR	mg/1 2nd FLTR GRAB MONTHLY	mg/1 NET	
	*	*	*	*	*	*	*	
1								
2					13			
3								
4								
5								
6								
7						1	< 1	ND(5)
8					23			
9								
10								
11								
12								
13								
14					15			
15								
16								
17								
18								
19								
20	13	1	11	8				
21								
22								
23								
24								
25								
26								
27				15				
28								
29								
30	16	< 1	16					
31								

MONTHLY AVG			14	15			ND(5)
MONTHLY HIGH			16	23			ND(5)
MONTHLY LOW			11	8			ND(5)

TIMES EXCEEDED	NO LIMIT	NO LIMIT	MO AVG 30 = 0	MO AVG 60 = 0	NO LIMIT	NO LIMIT	MO AVG 30 = 0
TIMES EXCEEDED			D MAX 100 = 0				D MAX 100 = 0
TIMES EXCEEDED							

REMARKS: * NUMBER OF SAMPLES TAKEN DURING THE DAY.

PRINCIPAL EXECUTIVE OFFICER
GREGORY M. RUEGER

SIGNATURE OF AUTHORIZED AGENT	DATE
 Drew Squires	1/20/2002

CALIFORNIA REGIONAL WATER QUALITY
CONTROL BOARD
CENTRAL COAST REGION
81 HIGUERA
SAN LUIS OBISPO, CA 93401

DISCHARGE SELF MONITORING REPORT


PACIFIC GAS AND ELECTRIC CO.
DIABLO CANYON NUCLEAR POWER PLANT
PO BOX 56
AVILA BEACH, CALIF 93424

PAGE: (M) 8

FACILITY I.D.	YEAR / MO / DAY		YEAR / MO / DAY		STATE CODE	NPDES PERMIT #
3 402003001	BEGINNING	01 / 11 / 01	ENDING	01 / 11 / 30	06	CA0003751
STATION ANALYSIS UNITS SMPL TYPE FREQ.	EFFLUENT 002 SUSPENDED SOLIDS mg/1 1st FLTR mg/1 2nd FLTR GRAB MONTHLY			EFFLUENT 003 SUSPENDED SOLIDS mg/1 1st FLTR mg/1 2nd FLTR GRAB MONTHLY		
1						
2						
3						
4						
5						
6	2	3	2	1	2	ND(5)
7						
8						
9						
10						
11						
12						
13						
14						
15						
16						
17						
18						
19						
20						
21						
22						
23						
24						
25						
26						
27						
28						
29						
30						
31						
MONTHLY AVG				ND(5)		6
MONTHLY HIGH				ND(5)		6
MONTHLY LOW				ND(5)		6
TIMES EXCEEDED	NO LIMIT	NO LIMIT	MO AVG 30 = 0	NO LIMIT	NO LIMIT	MO AVG 30 = 0
TIMES EXCEEDED			D MAX 100 = 0			D MAX 100 = 0
TIMES EXCEEDED						

REMARKS: * NUMBER OF SAMPLES TAKEN DURING THE DAY.

PRINCIPAL EXECUTIVE OFFICER
GREGORY M. RUEGER

SIGNATURE OF AUTHORIZED AGENT	DATE
 Drew Squyres	1/20/2002

CALIFORNIA REGIONAL WATER QUALITY
CONTROL BOARD
CENTRAL COAST REGION
81 HIGUERA
SAN LUIS OBISPO, CA 93401

DISCHARGE SELF MONITORING REPORT


PACIFIC GAS AND ELECTRIC CO.
DIABLO CANYON NUCLEAR POWER PLANT
PO BOX 56
AVILA BEACH, CALIF 93424

PAGE: (M) 9

FACILITY I.D. 3 402003001		YEAR / MO / DAY BEGINNING 01 / 11 / 01		YEAR / MO / DAY ENDING 01 / 11 / 30		STATE CODE 06		NPDES PERMIT # CA0003751	
STATION ANALYSIS UNITS SMPL TYPE FREQ.	EFFLUENT 003 SUSPENDED SOLIDS mg/1 1st FLTR mg/1 2nd FLTR mg/1 NET GRAB WEEKLY WHEN 001N & 001P => 003			EFFLUENT 001N SETTL SOLIDS ml/1 GRAB WEEKLY	EFFLUENT 001 T CHROMIUM ug/1 GRAB MONTHLY	EFFLUENT 001 COPPER ug/1 GRAB MONTHLY	EFFLUENT 001 NICKEL ug/1 GRAB MONTHLY	EFFLUENT 001 ZINC ug/1 GRAB MONTHLY	
1									
2				ND(0.1)					
3									
4									
5									
6					ND(10)	ND(10)	ND(10)	ND(10)	
7									
8				ND(0.1)					
9									
10									
11									
12									
13				ND(0.1)					
14									
15									
16									
17									
18									
19									
20				ND(0.1)					
21									
22									
23									
24									
25									
26									
27				ND(0.1)					
28									
29									
30									
31									
MONTHLY AVG	NO			ND(0.1)	ND(10)	ND(10)	ND(10)	ND(10)	
MONTHLY HIGH	DISCHARGE			ND(0.1)	ND(10)	ND(10)	ND(10)	ND(10)	
MONTHLY LOW				ND(0.1)	ND(10)	ND(10)	ND(10)	ND(10)	
TIMES EXCEEDED	NO LIMIT	NO LIMIT	MO AVG 30 = 0	MO AVG 1.0 = 0	6M-MED 10 = 0	6M-MED 10 = 0	6M-MED 30 = 0	6M-MED 70 = 0	
TIMES EXCEEDED			D MAX 100 = 0	D MAX 3.0 = 0	D MAX 40 = 0	D MAX 50 = 0	D MAX 100 = 0	D MAX 380 = 0	
TIMES EXCEEDED					I MAX 100 = 0	I MAX 140 = 0	I MAX 260 = 0	I MAX 990 = 0	

REMARKS: * NUMBER OF SAMPLES TAKEN DURING THE DAY.

PRINCIPAL EXECUTIVE OFFICER
GREGORY M. RUEGER

SIGNATURE OF AUTHORIZED AGENT	DATE
 Drew Squires	1/20/2002

CALIFORNIA REGIONAL WATER QUALITY
CONTROL BOARD
CENTRAL COAST REGION
81 HIGUERA
SAN LUIS OBISPO, CA 93401

DISCHARGE SELF MONITORING REPORT


PACIFIC GAS AND ELECTRIC CO.
DIABLO CANYON NUCLEAR POWER PLANT
PO BOX 56
AVILA BEACH, CALIF 93424

PAGE: (Q) 1

FACILITY I.D. 3402003001	YEAR / MO / DAY BEGINNING 01 / 11 / 01		YEAR / MO / DAY ENDING 01 / 11 / 30		STATE CODE 06	NPDES PERMIT # CA0003751			
STATION ANALYSIS UNITS SMPL TYPE FREQ.	INFLUENT T CHROMIUM ug/l GRAB JA/AP/JUL/OCT	INFLUENT COPPER ug/l GRAB JA/AP/JUL/OCT	INFLUENT NICKEL ug/l GRAB JA/AP/JUL/OCT	INFLUENT AMMONIA (N) ug/l GRAB JA/AP/JUL/OCT	EFFLUENT 001 AMMONIA (N) ug/l GRAB JA/AP/JUL/OCT	EFFLUENT 001D OIL & GREASE mg/l GRAB JA/AP/JUL/OCT	EFFLUENT 001G OIL & GREASE mg/l GRAB JA/AP/JUL/OCT	EFFLUENT 001H OIL & GREASE mg/l GRAB JA/AP/JUL/OCT	
1						5			
2									
3									
4									
5									
6	ND(10)	ND(10)	ND(10)			< 3			
7									
8									
9									
10									
11									
12									
13									
14									
15									
16									
17									
18									
19									
20									
21									
22									
23									
24									
25									
26									
27									
28									
29									
30									
31									
MONTHLY AVG	ND(10)	ND(10)	ND(10)			** 3			
MONTHLY HIGH	ND(10)	ND(10)	ND(10)			5			
MONTHLY LOW	ND(10)	ND(10)	ND(10)			< 3			
TIMES EXCEEDED	NO LIMIT	NO LIMIT	NO LIMIT	NO LIMIT	6M-MED 3060 = 0	MO AVG 15 = 0	MO AVG 15 = 0	MO AVG 15 = 0	
TIMES EXCEEDED					D MAX 12240 = 0	D MAX 20 = 0	D MAX 20 = 0	D MAX 20 = 0	
TIMES EXCEEDED					I MAX 30600 = 0				

REMARKS: * NUMBER OF SAMPLES TAKEN DURING THE DAY.
** FLOW-WEIGHTED AVERAGE RESULT REPORTED.

PRINCIPAL EXECUTIVE OFFICER
GREGORY M. RUEGER

SIGNATURE OF AUTHORIZED AGENT	DATE
 Drew Squires	1/20/2002

CALIFORNIA REGIONAL WATER QUALITY
CONTROL BOARD
CENTRAL COAST REGION
81 HIGUERA
SAN LUIS OBISPO, CA 93401

DISCHARGE SELF MONITORING REPORT


PACIFIC GAS AND ELECTRIC CO.
DIABLO CANYON NUCLEAR POWER PLANT
PO BOX 56
AVILA BEACH, CALIF 93424

PAGE: (Q) 2

FACILITY I.D. 3 402003001		YEAR / MO / DAY BEGINNING 01 / 11 / 01		YEAR / MO / DAY ENDING 01 / 11 / 30		STATE CODE 06		NPDES PERMIT # CA0003751	
STATION ANALYSIS UNITS SMPL TYPE FREQ.	EFFLUENT 001I OIL & GREASE mg/l GRAB JA/AP/JUL/OCT	EFFLUENT 001J OIL & GREASE mg/l GRAB JA/AP/JUL/OCT	EFFLUENT 001K OIL & GREASE mg/l GRAB JA/AP/JUL/OCT	EFFLUENT 001L OIL & GREASE mg/l GRAB JA/AP/JUL/OCT	EFFLUENT 001M OIL & GREASE mg/l GRAB JA/AP/JUL/OCT	EFFLUENT 001P OIL & GREASE mg/l GRAB JA/AP/JUL/OCT	EFFLUENT 002 OIL & GREASE mg/l GRAB JA/AP/JUL/OCT	EFFLUENT 003 OIL & GREASE mg/l GRAB JA/AP/JUL/OCT	
1									
2									
3									
4									
5									
6									
7									
8									
9									
10									
11									
12									
13									
14									
15									
16									
17									
18									
19									
20						< 3			
21									
22									
23									
24									
25									
26									
27									
28									
29									
30						3			
31									
MONTHLY AVG					< 3				
MONTHLY HIGH					3				
MONTHLY LOW					< 3				
TIMES EXCEEDED		MO AVG 15 = 0	MO AVG 15 = 0	MO AVG 15 = 0	MO AVG 15 = 0	MO AVG 15 = 0	MO AVG 15 = 0	MO AVG 15 = 0	
TIMES EXCEEDED		D MAX 20 = 0	D MAX 20 = 0	D MAX 20 = 0	D MAX 20 = 0	D MAX 20 = 0	D MAX 20 = 0	D MAX 20 = 0	
TIMES EXCEEDED									

REMARKS: * NUMBER OF SAMPLES TAKEN DURING THE DAY.

PRINCIPAL EXECUTIVE OFFICER
GREGORY M. RUEGER

SIGNATURE OF AUTHORIZED AGENT	DATE
	1/20/2002

CALIFORNIA REGIONAL WATER QUALITY
CONTROL BOARD
CENTRAL COAST REGION
81 HIGUERA
SAN LUIS OBISPO, CA 93401

DISCHARGE SELF MONITORING REPORT


PACIFIC GAS AND ELECTRIC CO.
DIABLO CANYON NUCLEAR POWER PLANT
PO BOX 56
AVILA BEACH, CALIF 93424

PAGE: (Q) 3

FACILITY I.D.	YEAR / MO / DAY		YEAR / MO / DAY		STATE CODE	NPDES PERMIT #
3 402003001	BEGINNING	01 / 11 / 01	ENDING	01 / 11 / 30	06	CA0003751
STATION ANALYSIS UNITS SMPL TYPE FREQ.	EFFLUENT 004 OIL & GREASE mg/l GRAB JA/AP/JUL/OCT	EFFLUENT 001 TOX CONCEN TU GRAB JA/AP/JUL/OCT	EFFLUENT 001D CADMIUM ug/l QTRLY COMP JA/AP/JUL/OCT	EFFLUENT 001H CADMIUM ug/l QTRLY COMP JA/AP/JUL/OCT	EFFLUENT 001L CADMIUM ug/l QTRLY COMP JA/AP/JUL/OCT	EFFLUENT 001F CADMIUM ug/l 1 WEEK COMP JA/AP/JUL/OCT
1						
2						
3						
4						
5						
6						
7						
8						
9						
10						
11						
12						
13						
14						
15						
16						
17						
18						
19						
20						
21						
22						
23						
24						
25						
26						
27						
28						
29						
30						
31						
MONTHLY AVG						
MONTHLY HIGH						
MONTHLY LOW						
TIMES EXCEEDED	MO AVG 15 = 0	NO LIMIT	NO LIMIT	NO LIMIT	NO LIMIT	
TIMES EXCEEDED	D MAX 20 = 0					
TIMES EXCEEDED	6M-MED 0.26=0					

REMARKS: * NUMBER OF SAMPLES TAKEN DURING THE DAY.

PRINCIPAL EXECUTIVE OFFICER
GREGORY M. RUEGER

SIGNATURE OF AUTHORIZED AGENT	DATE
 Drew Squires	1/20/2002

CALIFORNIA REGIONAL WATER QUALITY
CONTROL BOARD
CENTRAL COAST REGION
81 HIGUERA
SAN LUIS OBISPO, CA 93401

DISCHARGE SELF MONITORING REPORT


PACIFIC GAS AND ELECTRIC CO.
DIABLO CANYON NUCLEAR POWER PLANT
PO BOX 56
AVILA BEACH, CALIF 93424

PAGE: (Q) 4

FACILITY I.D.		YEAR / MO / DAY		YEAR / MO / DAY		STATE CODE		NPDES PERMIT #	
3 402003001		BEGINNING	01 / 11 / 01	ENDING	01 / 11 / 30	06		CA0003751	
STATION ANALYSIS UNITS SMPL TYPE FREQ.	EFFLUENT 001D CHROMIUM ug/l QTRLY COMP JA/AP/JUL/OCT	EFFLUENT 001H T CHROMIUM ug/l QTRLY COMP JA/AP/JUL/OCT	EFFLUENT 001L T CHROMIUM ug/l QTRLY COMP JA/AP/JUL/OCT	EFFLUENT 001F T CHROMIUM ug/l 1 WEEK COMP JA/AP/JUL/OCT	EFFLUENT 001D COPPER ug/l QTRLY COMP JA/AP/JUL/OCT	EFFLUENT 001H COPPER ug/l QTRLY COMP JA/AP/JUL/OCT	EFFLUENT 001L COPPER ug/l QTRLY COMP JA/AP/JUL/OCT	EFFLUENT 001F COPPER ug/l 1 WEEK COMP JA/AP/JUL/OCT	
1	*	*	*	*	*	*	*	*	
2									
3									
4									
5									
6									
7									
8									
9									
10									
11									
12									
13									
14									
15									
16									
17									
18									
19									
20									
21									
22									
23									
24									
25									
26									
27									
28									
29									
30									
31									
MONTHLY AVG									
MONTHLY HIGH									
MONTHLY LOW									
TIMES EXCEEDED									
TIMES EXCEEDED									
TIMES EXCEEDED									

REMARKS: * NUMBER OF SAMPLES TAKEN DURING THE DAY.

PRINCIPAL EXECUTIVE OFFICER
GREGORY M. RUEGER

SIGNATURE OF AUTHORIZED AGENT	DATE
 Drew Squires	1/20/2002

CALIFORNIA REGIONAL WATER QUALITY
CONTROL BOARD
CENTRAL COAST REGION
81 HIGUERA
SAN LUIS OBISPO, CA 93401

DISCHARGE SELF MONITORING REPORT

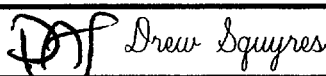
PACIFIC GAS AND ELECTRIC CO.
DIABLO CANYON NUCLEAR POWER PLANT
PO BOX 56
AVILA BEACH, CALIF 93424

PAGE: (Q) 5

FACILITY I.D.	YEAR / MO / DAY		YEAR / MO / DAY		STATE CODE	NPDES PERMIT #		
3 402003001	BEGINNING	01 / 11 / 01	ENDING	01 / 11 / 30	06	CA0003751		
STATION ANALYSIS UNITS SMPL TYPE FREQ.	EFFLUENT 001D LEAD ug/l QTRLY COMP JA/AP/JUL/OCT	EFFLUENT 001H LEAD ug/l QTRLY COMP JA/AP/JUL/OCT	EFFLUENT 001L LEAD ug/l QTRLY COMP JA/AP/JUL/OCT	EFFLUENT 001F LEAD ug/l 1 WEEK COMP JA/AP/JUL/OCT	EFFLUENT 001D MERCURY ug/l QTRLY COMP JA/AP/JUL/OCT	EFFLUENT 001H MERCURY ug/l QTRLY COMP JA/AP/JUL/OCT	EFFLUENT 001L MERCURY ug/l QTRLY COMP JA/AP/JUL/OCT	EFFLUENT 001F MERCURY ug/l 1 WEEK COMP JA/AP/JUL/OCT
1								
2								
3								
4								
5								
6								
7								
8								
9								
10								
11								
12								
13								
14								
15								
16								
17								
18								
19								
20								
21								
22								
23								
24								
25								
26								
27								
28								
29								
30								
31								
MONTHLY AVG								
MONTHLY HIGH								
MONTHLY LOW								
TIMES EXCEEDED	NO LIMIT	NO LIMIT	NO LIMIT	NO LIMIT	NO LIMIT	NO LIMIT	NO LIMIT	NO LIMIT
TIMES EXCEEDED								
TIMES EXCEEDED								

REMARKS: * NUMBER OF SAMPLES TAKEN DURING THE DAY.

PRINCIPAL EXECUTIVE OFFICER
GREGORY M. RUEGER

SIGNATURE OF AUTHORIZED AGENT	DATE
 Drew Squires	1/20/2002

CALIFORNIA REGIONAL WATER QUALITY
CONTROL BOARD
CENTRAL COAST REGION
81 HIGUERA
SAN LUIS OBISPO, CA 93401

DISCHARGE SELF MONITORING REPORT

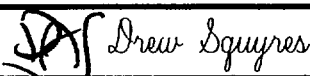
PACIFIC GAS AND ELECTRIC CO.
DIABLO CANYON NUCLEAR POWER PLANT
PO BOX 56
AVILA BEACH, CALIF 93424

PAGE: (Q) 6

FACILITY I.D. 3 402003001	YEAR / MO / DAY BEGINNING 01 / 11 / 01		YEAR / MO / DAY ENDING 01 / 11 / 30		STATE CODE 06	NPDES PERMIT # CA0003751		
STATION ANALYSIS UNITS SMPL TYPE FREQ.	EFFLUENT 001D NICKEL ug/l QTRLY COMP JA/AP/JUL/OCT	EFFLUENT 001H NICKEL ug/l QTRLY COMP JA/AP/JUL/OCT	EFFLUENT 001L NICKEL ug/l QTRLY COMP JA/AP/JUL/OCT	EFFLUENT 001F NICKEL ug/l 1 WEEK COMP JA/AP/JUL/OCT	EFFLUENT 001D SILVER ug/l QTRLY COMP JA/AP/JUL/OCT	EFFLUENT 001H SILVER ug/l QTRLY COMP JA/AP/JUL/OCT	EFFLUENT 001L SILVER ug/l QTRLY COMP JA/AP/JUL/OCT	EFFLUENT 001F SILVER ug/l 1 WEEK COMP JA/AP/JUL/OCT
1								
2								
3								
4								
5								
6								
7								
8								
9								
10								
11								
12								
13								
14								
15								
16								
17								
18								
19								
20								
21								
22								
23								
24								
25								
26								
27								
28								
29								
30								
31								
MONTHLY AVG								
MONTHLY HIGH								
MONTHLY LOW								
TIMES EXCEEDED	NO LIMIT	NO LIMIT	NO LIMIT	NO LIMIT	NO LIMIT	NO LIMIT	NO LIMIT	NO LIMIT
TIMES EXCEEDED								
TIMES EXCEEDED								

REMARKS: * NUMBER OF SAMPLES TAKEN DURING THE DAY.

PRINCIPAL EXECUTIVE OFFICER
GREGORY M. RUEGER

SIGNATURE OF AUTHORIZED AGENT	DATE
 Drew Squires	1/20/2002

CALIFORNIA REGIONAL WATER QUALITY
CONTROL BOARD
CENTRAL COAST REGION
81 HIGUERA
SAN LUIS OBISPO, CA 93401

DISCHARGE SELF MONITORING REPORT

PACIFIC GAS AND ELECTRIC CO.
DIABLO CANYON NUCLEAR POWER PLANT
PO BOX 56
AVILA BEACH, CALIF 93424

PAGE: (Q) 7

FACILITY I.D.
3 402003001

YEAR / MO / DAY
BEGINNING 01 / 11 / 01

YEAR / MO / DAY
ENDING 01 / 11 / 30

STATE CODE
06

NPDES PERMIT #
CA0003751


STATION ANALYSIS UNITS SMPL TYPE FREQ.	EFFLUENT 001D ZINC ug/l QTRLY COMP JA/AP/JUL/OCT	EFFLUENT 001H ZINC ug/l QTRLY COMP JA/AP/JUL/OCT	EFFLUENT 001L ZINC ug/l QTRLY COMP JA/AP/JUL/OCT	EFFLUENT 001F ZINC ug/l 1 WEEK COMP JA/AP/JUL/OCT	
1					
2					
3					
4					
5					
6					
7					
8					
9					
10					
11					
12					
13					
14					
15					
16					
17					
18					
19					
20					
21					
22					
23					
24					
25					
26					
27					
28					
29					
30					
31					

MONTHLY AVG
MONTHLY HIGH
MONTHLY LOW

TIMES EXCEEDED NO LIMIT NO LIMIT NO LIMIT NO LIMIT
TIMES EXCEEDED
TIMES EXCEEDED

REMARKS: * NUMBER OF SAMPLES TAKEN DURING THE DAY.

PRINCIPAL EXECUTIVE OFFICER
GREGORY M. RUEGER

SIGNATURE OF AUTHORIZED AGENT	DATE
 Drew Squires	1/20/2002

CALIFORNIA REGIONAL WATER QUALITY
CONTROL BOARD
CENTRAL COAST REGION
81 HIGUERA
SAN LUIS OBISPO, CA 93401

DISCHARGE SELF MONITORING REPORT


PACIFIC GAS AND ELECTRIC CO.
DIABLO CANYON NUCLEAR POWER PLANT
PO BOX 56
AVILA BEACH, CALIF 93424

PAGE: (Q) 8

FACILITY I.D.	YEAR / MO / DAY	YEAR / MO / DAY	STATE CODE	NPDES PERMIT #		
3 402003001	BEGINNING 01 / 11 / 01	ENDING 01 / 11 / 30	06	CA0003751		
STATION ANALYSIS UNITS SMPL TYPE FREQ.	EFFLUENT 001D COPPER mg/l 24-HR COMP. METAL CLNG	EFFLUENT 001F COPPER mg/l 24-HR COMP. METAL CLNG	EFFLUENT 001I COPPER mg/l 24-HR COMP. METAL CLNG	EFFLUENT 001L COPPER mg/l 24-HR COMP. METAL CLNG	EFFLUENT 001M COPPER mg/l 24-HR COMP. METAL CLNG	
1						
2						
3						
4						
5						
6						
7						
8						
9						
10						
11						
12						
13						
14						
15						
16						
17						
18						
19						
20						
21						
22						
23						
24						
25						
26						
27						
28						
29						
30						
31						
MONTHLY AVG						
MONTHLY HIGH						
MONTHLY LOW						
TIMES EXCEEDED MO AVG 1 = 0 MO AVG 1 = 0 MO AVG 1 = 0 MO AVG 1 = 0 MO AVG 1 = 0						
TIMES EXCEEDED D MAX 1 = 0 D MAX 1 = 0 D MAX 1 = 0 D MAX 1 = 0 D MAX 1 = 0						
TIMES EXCEEDED						

REMARKS: * NUMBER OF SAMPLES TAKEN DURING THE DAY.

PRINCIPAL EXECUTIVE OFFICER
GREGORY M. RUEGER

SIGNATURE OF AUTHORIZED AGENT	DATE
 Drew Squires	1/20/2002

CALIFORNIA REGIONAL WATER QUALITY
CONTROL BOARD
CENTRAL COAST REGION
81 HIGUERA
SAN LUIS OBISPO, CA 93401

DISCHARGE SELF MONITORING REPORT


PACIFIC GAS AND ELECTRIC CO.
DIABLO CANYON NUCLEAR POWER PLANT
PO BOX 56
AVILA BEACH, CALIF 93424

PAGE: (Q) 9

FACILITY I.D. 3 402003001	YEAR / MO / DAY BEGINNING 01 / 11 / 01		YEAR / MO / DAY ENDING 01 / 11 / 30		STATE CODE 06	NPDES PERMIT # CA0003751
STATION ANALYSIS UNITS SMPL TYPE FREQ.	EFFLUENT 001D IRON mg/l 24-HR COMP. METAL CLNG	EFFLUENT 001F IRON mg/l 24-HR COMP. METAL CLNG	EFFLUENT 001I IRON mg/l 24-HR COMP. METAL CLNG	EFFLUENT 001L IRON mg/l 24-HR COMP. METAL CLNG	EFFLUENT 001M IRON mg/l 24-HR COMP. METAL CLNG	
1						
2						
3						
4						
5						
6						
7						
8						
9						
10						
11						
12						
13						
14						
15						
16						
17						
18						
19						
20						
21						
22						
23						
24						
25						
26						
27						
28						
29						
30						
31						
MONTHLY AVG						
MONTHLY HIGH						
MONTHLY LOW						
TIMES EXCEEDED	MO AVG 1 = 0	MO AVG 1 = 0	MO AVG 1 = 0	MO AVG 1 = 0	MO AVG 1 = 0	
TIMES EXCEEDED	D MAX 1 = 0	D MAX 1 = 0	D MAX 1 = 0	D MAX 1 = 0	D MAX 1 = 0	
TIMES EXCEEDED						

REMARKS: * NUMBER OF SAMPLES TAKEN DURING THE DAY.

PRINCIPAL EXECUTIVE OFFICER
GREGORY M. RUEGER

SIGNATURE OF AUTHORIZED AGENT	DATE
 Drew Squyres	1/20/2002

CALIFORNIA REGIONAL WATER QUALITY
CONTROL BOARD
CENTRAL COAST REGION
81 HIGUERA
SAN LUIS OBISPO, CA 93401

DISCHARGE SELF MONITORING REPORT


PACIFIC GAS AND ELECTRIC CO.
DIABLO CANYON NUCLEAR POWER PLANT
PO BOX 56
AVILA BEACH, CALIF 93424

PAGE: (A) 1

FACILITY I.D. 3 402003001		YEAR / MO / DAY BEGINNING 01 / 11 / 01		YEAR / MO / DAY ENDING 01 / 11 / 30		STATE CODE 06		NPDES PERMIT # CA0003751	
STATION ANALYSIS UNITS SMPL TYPE FREQ.	EFFLUENT 001 TITANIUM ug/l GRAB OCTOBER	INFLUENT ARSENIC ug/l GRAB OCTOBER	EFFLUENT ARSENIC ug/l GRAB OCTOBER	INFLUENT CADMIUM ug/l GRAB OCTOBER	EFFLUENT 001 CADMIUM ug/l GRAB OCTOBER	INFLUENT LEAD ug/l GRAB OCTOBER	EFFLUENT 001 LEAD ug/l GRAB OCTOBER	INFLUENT ZINC ug/l GRAB OCTOBER	
1									
2									
3									
4									
5									
6									
7									
8									
9									
10									
11									
12									
13									
14									
15									
16									
17									
18									
19									
20									
21									
22									
23									
24									
25									
26									
27									
28									
29									
30									
31									
MONTHLY AVG								** ND(10)	
MONTHLY HIGH								ND(10)	
MONTHLY LOW								ND(10)	
TIMES EXCEEDED	NO LIMIT	NO LIMIT	6M-MED 30 = 0	NO LIMIT	6M-MED 10 = 0	NO LIMIT	6M-MED 10 = 0	NO LIMIT	
TIMES EXCEEDED			D MAX 150 = 0		D MAX 20 = 0		D MAX 40 = 0		
TIMES EXCEEDED			I MAX 400 = 0		I MAX 50 = 0		I MAX 100 = 0		

REMARKS: * NUMBER OF SAMPLES TAKEN DURING THE DAY.
** INFLUENT ANALYSIS PERFORMED FOR COMPARISON TO EFFLUENTS.

PRINCIPAL EXECUTIVE OFFICER
GREGORY M. RUEGER

SIGNATURE OF AUTHORIZED AGENT	DATE
 Drew Squires	1/20/2002

CALIFORNIA REGIONAL WATER QUALITY
CONTROL BOARD
CENTRAL COAST REGION
81 HIGUERA
SAN LUIS OBISPO, CA 93401

DISCHARGE SELF MONITORING REPORT

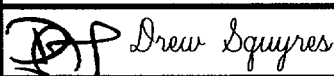
PACIFIC GAS AND ELECTRIC CO.
DIABLO CANYON NUCLEAR POWER PLANT
PO BOX 56
AVILA BEACH, CALIF 93424

PAGE: (A) 2

FACILITY I.D. 3 402003001		YEAR / MO / DAY BEGINNING 01 / 11 / 01		YEAR / MO / DAY ENDING 01 / 11 / 30		STATE CODE 06		NPDES PERMIT # CA0003751	
STATION ANALYSIS UNITS SMPL TYPE FREQ.	INFLUENT MERCURY ug/l GRAB OCTOBER	EFFLUENT 001 MERCURY ug/l GRAB OCTOBER	INFLUENT SILVER ug/l GRAB OCTOBER	EFFLUENT 001 SILVER ug/l GRAB OCTOBER	INFLUENT CYANIDE ug/l GRAB OCTOBER	EFFLUENT 001 CYANIDE ug/l GRAB OCTOBER	INFLUENT PHENOLIC CMP ug/l (NONCL) GRAB OCTOBER	EFFLUENT 001 PHENOLIC CMP ug/l (NONCL) GRAB OCTOBER	
1									
2									
3									
4									
5									
6									
7									
8									
9									
10									
11									
12									
13									
14									
15									
16									
17									
18									
19									
20									
21									
22									
23									
24									
25									
26									
27									
28									
29									
30									
31									
MONTHLY AVG									
MONTHLY HIGH									
MONTHLY LOW									
TIMES EXCEEDED	NO LIMIT	6M-MED 0.2=0	NO LIMIT	6M-MED 2.9=0	NO LIMIT	6M-MED 30=0	NO LIMIT	6M-MED 150=0	
TIMES EXCEEDED		DMAX 0.8 =0		DMAX 13.6=0		DMAX 100=0		DMAX 610= 0	
TIMES EXCEEDED		IMAX 2 = 0		IMAX 35= 0		IMAX 260=0		IMAX 1530=0	

REMARKS: * NUMBER OF SAMPLES TAKEN DURING THE DAY.

PRINCIPAL EXECUTIVE OFFICER
GREGORY M. RUEGER

SIGNATURE OF AUTHORIZED AGENT	DATE
 Drew Squires	1/20/2002

CALIFORNIA REGIONAL WATER QUALITY
CONTROL BOARD
CENTRAL COAST REGION
81 HIGUERA
SAN LUIS OBISPO, CA 93401

DISCHARGE SELF MONITORING REPORT

PACIFIC GAS AND ELECTRIC CO.
DIABLO CANYON NUCLEAR POWER PLANT
PO BOX 56
AVILA BEACH, CALIF 93424

PAGE: (A) 3

FACILITY I.D. 3402003001	YEAR / MO / DAY BEGINNING 01 / 11 / 01		YEAR / MO / DAY ENDING 01 / 11 / 30		STATE CODE 06	NPDES PERMIT # CA0003751	
STATION ANALYSIS UNITS SMPL TYPE FREQ.	INFLUENT CHLOR PHENOL ug/l GRAB OCTOBER	EFFLUENT 001 CHLOR PHENOL ug/l GRAB OCTOBER	EFFLUENT 001D LITHIUM mg/l GRAB OCTOBER	EFFLUENT 001D BORON mg/l GRAB OCTOBER	EFFLUENT 001D HYDRAZINE mg/l GRAB OCTOBER	EFFLUENT 005 OIL & GREASE mg/l GRAB OCTOBER	EFFLUENT 008 OIL & GREASE mg/l GRAB OCTOBER
1							
2							
3							
4							
5							
6							
7							
8							
9							
10							
11							
12							
13							
14							
15							
16							
17							
18							
19							
20							
21							
22							
23							
24							
25							
26							
27							
28							
29							
30							
31							
MONTHLY AVG							
MONTHLY HIGH							
MONTHLY LOW							
TIMES EXCEEDED	NO LIMIT	6M-MED 10=0	NO LIMIT	NO LIMIT	NO LIMIT	MO AVG 15=0	MO AVG 15=0
TIMES EXCEEDED		DMAX 20=0				DMAX 20=0	DMAX 20=0
TIMES EXCEEDED		IMAX 50=0					

REMARKS: * NUMBER OF SAMPLES TAKEN DURING THE DAY.

PRINCIPAL EXECUTIVE OFFICER
GREGORY M. RUEGER

SIGNATURE OF AUTHORIZED AGENT	DATE
<i>DJ Drew Squires</i>	1/20/2002

CALIFORNIA REGIONAL WATER QUALITY
CONTROL BOARD
CENTRAL COAST REGION
81 HIGUERA
SAN LUIS OBISPO, CA 93401

DISCHARGE SELF MONITORING REPORT


PACIFIC GAS AND ELECTRIC CO.
DIABLO CANYON NUCLEAR POWER PLANT
PO BOX 56
AVILA BEACH, CALIF 93424

PAGE: (A) 4

FACILITY I.D. 3 402003001		YEAR / MO / DAY BEGINNING 01 / 11 / 01		YEAR / MO / DAY ENDING 01 / 11 / 30		STATE CODE 06		NPDES PERMIT # CA0003751	
STATION ANALYSIS UNITS SMPL TYPE FREQ.	EFFLUENT 009 OIL & GREASE mg/l GRAB OCTOBER	EFFLUENT 013 OIL & GREASE mg/l GRAB OCTOBER	EFFLUENT 015 OIL & GREASE mg/l GRAB OCTOBER	EFFLUENT 016 OIL & GREASE mg/l GRAB OCTOBER	EFFLUENT 017 OIL & GREASE mg/l GRAB OCTOBER	INFLUENT PCB'S ug/l GRAB OCTOBER	EFFLUENT 001 PCB'S ug/l GRAB OCTOBER		
1	*	*	*	*	*	*	*		
2									
3									
4									
5									
6									
7									
8									
9									
10									
11									
12									
13									
14									
15									
16									
17									
18									
19									
20									
21									
22									
23									
24									
25									
26									
27									
28									
29									
30									
31									
MONTHLY AVG									
MONTHLY HIGH									
MONTHLY LOW									
TIMES EXCEEDED	MO AVG 15=0	MO AVG 15=0	MO AVG 15=0	MO AVG 15=0	MO AVG 15=0	NO LIMIT	NO LIMIT		
TIMES EXCEEDED	DMAX 20=0	DMAX 20=0	DMAX 20=0	DMAX 20=0	DMAX 20=0				
TIMES EXCEEDED									

REMARKS: * NUMBER OF SAMPLES TAKEN DURING THE DAY.

PRINCIPAL EXECUTIVE OFFICER
GREGORY M. RUEGER

SIGNATURE OF AUTHORIZED AGENT	DATE
	1/20/2002

CALIFORNIA REGIONAL WATER QUALITY
CONTROL BOARD
CENTRAL COAST REGION
81 HIGUERA
SAN LUIS OBISPO, CA 93401

DISCHARGE SELF MONITORING REPORT

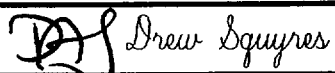
PACIFIC GAS AND ELECTRIC CO.
DIABLO CANYON NUCLEAR POWER PLANT
PO BOX 56
AVILA BEACH, CALIF 93424

PAGE: (A) 5

FACILITY I.D. 3 402003001		YEAR / MO / DAY BEGINNING 01 / 11 / 01		YEAR / MO / DAY ENDING 01 / 11 / 30		STATE CODE 06		NPDES PERMIT # CA0003751	
STATION ANALYSIS UNITS SMPL TYPE FREQ.	EFFLUENT 001N SLUDGE MOISTURE % GRAB OCTOBER	EFFLUENT 001N SLUDGE TOT KJLDL N mg/kg GRAB OCTOBER	EFFLUENT 001N SLUDGE AMMONIA (N) mg/kg GRAB OCTOBER	EFFLUENT 001N SLUDGE NITRATE (N) mg/kg GRAB OCTOBER	EFFLUENT 001N SLUDGE TOT PHOSPHS mg/kg GRAB OCTOBER	EFFLUENT 001N SLUDGE pH pH units GRAB OCTOBER	EFFLUENT 001N SLUDGE OIL & GREASE mg/kg GRAB OCTOBER	EFFLUENT 001N SLUDGE BORON mg/kg GRAB OCTOBER	
1									
2									
3									
4									
5									
6									
7									
8									
9									
10									
11									
12									
13									
14									
15									
16									
17									
18									
19									
20									
21									
22									
23									
24									
25									
26									
27									
28									
29									
30									
31									
MONTHLY AVG									
MONTHLY HIGH									
MONTHLY LOW									
TIMES EXCEEDED	NO LIMIT	NO LIMIT	NO LIMIT	NO LIMIT	NO LIMIT	NO LIMIT	NO LIMIT	NO LIMIT	
TIMES EXCEEDED									
TIMES EXCEEDED									

REMARKS: * NUMBER OF SAMPLES TAKEN DURING THE DAY.

PRINCIPAL EXECUTIVE OFFICER
GREGORY M. RUEGER

SIGNATURE OF AUTHORIZED AGENT	DATE
 Drew Squires	1/20/2002

CALIFORNIA REGIONAL WATER QUALITY
CONTROL BOARD
CENTRAL COAST REGION
81 HIGUERA
SAN LUIS OBISPO, CA 93401

DISCHARGE SELF MONITORING REPORT


PACIFIC GAS AND ELECTRIC CO.
DIABLO CANYON NUCLEAR POWER PLANT
PO BOX 56
AVILA BEACH, CALIF 93424

PAGE: (A) 6

FACILITY I.D.	YEAR / MO / DAY BEGINNING	YEAR / MO / DAY ENDING	STATE CODE	NPDES PERMIT #				
3 402003001	01 / 11 / 01	01 / 11 / 30	06	CA0003751				
STATION ANALYSIS UNITS SMPL TYPE FREQ.	EFFLUENT 001N SLUDGE CADMIUM mg/kg GRAB OCTOBER	EFFLUENT 001N SLUDGE COPPER mg/kg GRAB OCTOBER	EFFLUENT 001N SLUDGE CHROMIUM mg/kg GRAB OCTOBER	EFFLUENT 001N SLUDGE LEAD mg/kg GRAB OCTOBER	EFFLUENT 001N SLUDGE NICKEL mg/kg GRAB OCTOBER	EFFLUENT 001N SLUDGE MERCURY mg/kg GRAB OCTOBER	EFFLUENT 001N SLUDGE ZINC mg/kg GRAB OCTOBER	EFFLUENT 001N SLUDGE VOLUME tons OCTOBER
1								
2								
3								
4								
5								
6								
7								
8								
9								
10								
11								
12								
13								
14								
15								
16								
17								
18								
19								
20								
21								
22								
23								
24								
25								
26								
27								
28								
29								
30								
31								
MONTHLY AVG								
MONTHLY HIGH								
MONTHLY LOW								
TIMES EXCEEDED	10xSTLC=0	10xSTLC=0	10xSTLC=0	10xSTLC=0	10xSTLC=0	10xSTLC=0	10xSTLC=0	10xSTLC=0
TIMES EXCEEDED	10 mg/kg=0	250 mg/kg=0	50 mg/kg=0	50 mg/kg=0	200 mg/kg=0	2 mg/kg=0	2500 mg/kg=0	
TIMES EXCEEDED	TTL<100=0	TTL<2500=0	TTL<500=0	TTL<1000=0	TTL<2000=0	TTL<20=0	TTL<5000=0	

REMARKS: * NUMBER OF SAMPLES TAKEN DURING THE DAY.

PRINCIPAL EXECUTIVE OFFICER
GREGORY M. RUEGER

SIGNATURE OF AUTHORIZED AGENT	DATE
 Drew Squires	1/20/2002

APPENDIX 4

DIABLO CANYON POWER PLANT

Influent and Effluent Monitoring

December 2001

CALIFORNIA REGIONAL WATER QUALITY
CONTROL BOARD
CENTRAL COAST REGION
81 HIGUERA
SAN LUIS OBISPO, CA 93401

DISCHARGE SELF MONITORING REPORT

PACIFIC GAS AND ELECTRIC CO.
DIABLO CANYON NUCLEAR POWER PLANT
PO BOX 56
AVILA BEACH, CALIF 93424

PAGE: (M) 1

FACILITY I.D.		YEAR / MO / DAY		YEAR / MO / DAY		STATE CODE		NPDES PERMIT #	
3 402003001		BEGINNING 01 / 12 / 01		ENDING 01 / 12 / 31		06		CA0003751	
STATION ANALYSIS UNITS SMPL TYPE FREQ.	INFLUENT TEMPERATURE DEGREES F METERED CONTINUOUS	EFFLUENT 001 TEMPERATURE DEGREES F METERED CONTINUOUS	DELTA TEMP TEMPERATURE DEGREES F METERED CONTINUOUS	EFFLUENT 001 FLOW MGD RECORDED DAILY	INFLUENT pH pH UNITS GRAB MONTHLY	EFFLUENT 001 pH pH UNITS GRAB MONTHLY (***)	EFFLUENT 001P pH pH UNITS GRAB MONTHLY	EFFLUENT 002 pH pH UNITS GRAB MONTHLY	
	*	*	*	*	*	*	*	*	
1	55.1	74.3	19.2	2486					
2	55.2	74.4	19.2	2486					
3	55.8	75.0	19.2	2486					
4	55.4	74.7	19.3	2486					
5	54.9	74.3	19.4	2486	8.0	8.0	7.9	2 8.0	
6	54.7	74.0	19.3	2486					
7	54.2	73.4	19.2	2486					
8	54.8	73.9	19.1	2486					
9	54.0	73.3	19.3	2486					
10	52.9	72.2	19.3	2486					
11	52.0	71.2	19.2	2486					
12	52.4	71.6	19.2	2486					
13	52.1	71.3	19.2	2486					
14	52.8	72.0	19.2	2486					
15	51.5	70.8	19.3	2486					
16	51.8	71.1	19.3	2486					
17	52.5	71.8	19.3	2486					
18	52.2	71.5	19.3	2486					
19	52.6	71.8	19.2	2486					
20	52.9	68.0	15.1	2486					
21	53.1	69.5	16.4	2486					
22	52.6	71.7	19.1	2486					
23	53.1	72.4	19.3	2486					
24	52.7	72.0	19.3	2486					
25	52.7	72.0	19.3	2486					
26	53.0	72.1	19.1	2486					
27	52.9	72.0	19.1	2486					
28	53.3	72.3	19.0	2486					
29	53.4	72.5	19.1	2486					
30	54.1	73.2	19.1	2486					
31	54.7	73.8	19.1	2486					
MONTHLY AVG	53.4	72.4	19.0	2486	8.0	8.0	7.9	8.0	
MONTHLY HIGH	55.8	75.0	19.4	2486	8.0	8.0	7.9	8.0	
MONTHLY LOW	51.5	68.0	15.1	2486	8.0	8.0	7.9	8.0	
TIMES EXCEEDED	NO LIMIT	NO LIMIT	MAX 22 = 0	MAX 2760 = 0	NO LIMIT	NO LIMIT	NO LIMIT	NO LIMIT	
TIMES EXCEEDED			(**)						
TIMES EXCEEDED									


REMARKS:

* NUMBER OF SAMPLES TAKEN DURING THE DAY.

** EXCEPT DURING DEMUSSELING.

*** DAILY WHEN DISCHARGING CHEMICAL CLEANING WASTES FROM DISCHARGES 001D, F, I, L, AND/OR M.

PRINCIPAL EXECUTIVE OFFICER
GREGORY M. RUEGER

SIGNATURE OF AUTHORIZED AGENT	DATE
 Drew Squires	1/20/2002

CALIFORNIA REGIONAL WATER QUALITY
CONTROL BOARD
CENTRAL COAST REGION
81 HIGUERA
SAN LUIS OBISPO, CA 93401

DISCHARGE SELF MONITORING REPORT

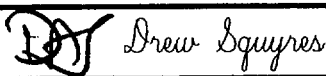
PACIFIC GAS AND ELECTRIC CO.
DIABLO CANYON NUCLEAR POWER PLANT
PO BOX 56
AVILA BEACH, CALIF 93424

PAGE: (M) 2

FACILITY I.D. 3 402003001	YEAR / MO / DAY BEGINNING 01 / 12 / 01		YEAR / MO / DAY ENDING 01 / 12 / 31		STATE CODE 06	NPDES PERMIT # CA0003751			
STATION ANALYSIS UNITS SMPL TYPE FREQ.	EFFLUENT 003 pH pH UNITS GRAB MONTHLY	EFFLUENT 004 pH pH UNITS GRAB MONTHLY	EFFLUENT 001N OIL & GREASE mg/l COMPOSITE WEEKLY	EFFLUENT 001P OIL & GREASE mg/l GRAB WEEKLY (**)	EFFLUENT 003 OIL & GREASE mg/l GRAB WEEKLY (***)	EFFLUENT 001F OIL & GREASE mg/l GRAB MONTHLY	EFFLUENT 001 T CHLOR RES ug/l GRAB 2 per CYCLE	EFFLUENT 001 CHLORINE USED lbs/day RECORDED MONTHLY	
1							12	55	734
2							12	60	734
3							12	55	734
4						< 3	12	55	734
5	8.0	8.0					12	87	742
6			3	ND(5)			12	79	749
7							12	55	749
8							12	50	749
9							12	60	749
10							12	45	727
11							12	45	706
12			3	ND(5)			12	60	686
13							12	60	662
14							12	55	622
15							12	38	605
16							12	50	605
17							12	41	605
18							12	35	619
19							12	35	626
20			3	ND(5)			12	38	638
21							12	41	677
22							12	45	706
23							12	41	706
24			3	ND(5)			12	39	706
25							12	41	706
26							12	34	706
27							12	29	706
28							12	41	706
29							12	42	706
30							12	42	706
31							12	35	706
MONTHLY AVG	8.0	8.0	ND(5)	NO	NO	< 3	48	694	
MONTHLY HIGH	8.0	8.0	ND(5)	DISCHARGE	DISCHARGE	< 3	87	749	
MONTHLY LOW	8.0	8.0	ND(5)			< 3	29	605	
TIMES EXCEEDED	NO LIMIT	NO LIMIT	MO AVG 15 = 0	MO AVG 15 = 0	MO AVG 15 = 0	MO AVG 15 = 0	I MAX 200 = 0	NO LIMIT	
TIMES EXCEEDED			D MAX 20 = 0	D MAX 20 = 0	D MAX 20 = 0	D MAX 20 = 0			
TIMES EXCEEDED									

REMARKS: * NUMBER OF SAMPLES TAKEN DURING THE DAY.
** WHEN 001N IS DISCHARGING TO 001P.
*** WHEN 001P IS DISCHARGING TO 003.

PRINCIPAL EXECUTIVE OFFICER
GREGORY M. RUEGER

SIGNATURE OF AUTHORIZED AGENT	DATE
 Drew Squyres	1/20/2002

CALIFORNIA REGIONAL WATER QUALITY
CONTROL BOARD
CENTRAL COAST REGION
81 HIGUERA
SAN LUIS OBISPO, CA 93401

DISCHARGE SELF MONITORING REPORT

PACIFIC GAS AND ELECTRIC CO.
DIABLO CANYON NUCLEAR POWER PLANT
PO BOX 56
AVILA BEACH, CALIF 93424

PAGE: (M) 3

FACILITY I.D. 3 402003001		YEAR / MO / DAY BEGINNING 01 / 12 / 01		YEAR / MO / DAY ENDING 01 / 12 / 31		STATE CODE 06		NPDES PERMIT # CA0003751	
STATION ANALYSIS UNITS SMPL TYPE FREQ.	EFF 001N=>003 TOTL COLIFORM MPN/100ml GRAB 4 TIMES/WEEK	EFF 001N=>003 FECAL COLIFORM MPN/100ml GRAB 4 TIMES/WEEK	EFFLUENT 001D SUSPENDED SOLIDS mg/1 1st FLTR mg/1 2nd FLTR mg/1 NET GRAB MONTHLY			EFFLUENT 001F SUSPENDED SOLIDS mg/1 1st FLTR mg/1 2nd FLTR mg/1 NET GRAB MONTHLY			
1									
2									
3			1			ND(5)			
4							4	2	
5			15			15		ND(5)	
6			7	<	1	7			
7									
8									
9									
10									
11									
12									
13									
14									
15			6	<	1	5			
16									
17			2		1	ND(5)			
18									
19			2		1	ND(5)			
20									
21									
22									
23									
24			16			16			
25									
26									
27			12			12			
28									
29									
30									
31									
MONTHLY AVG	NO	NO				** 7	ND(5)		
MONTHLY HIGH	DISCHARGE	DISCHARGE				16	ND(5)		
MONTHLY LOW						ND(5)	ND(5)		
TIMES EXCEEDED	80% SMPLS>1K	MEAN>200=	NO LIMIT	NO LIMIT	MO AVG 30 = 0	NO LIMIT	NO LIMIT	MO AVG 30 = 0	
TIMES EXCEEDED		90 % SMPLS>400			D MAX 100 = 0			D MAX 100 = 0	
TIMES EXCEEDED	1 MAX >10K								

REMARKS: * NUMBER OF SAMPLES TAKEN DURING THE DAY.
** FLOW-WEIGHTED AVERAGES REPORTED.

PRINCIPAL EXECUTIVE OFFICER
GREGORY M. RUEGER

ROFF FOR

SIGNATURE OF AUTHORIZED AGENT	DATE
<i>Drew Squires</i>	1/20/2002

CALIFORNIA REGIONAL WATER QUALITY
CONTROL BOARD
CENTRAL COAST REGION
81 HIGUERA
SAN LUIS OBISPO, CA 93401

DISCHARGE SELF MONITORING REPORT

PACIFIC GAS AND ELECTRIC CO.
DIABLO CANYON NUCLEAR POWER PLANT
PO BOX 56
AVILA BEACH, CALIF 93424

PAGE: (M) 4

FACILITY I.D. 3 402003001		YEAR / MO / DAY BEGINNING 01 / 12 / 01		YEAR / MO / DAY ENDING 01 / 12 / 31		STATE CODE 06		NPDES PERMIT # CA0003751	
STATION ANALYSIS UNITS SMPL TYPE FREQ.	EFFLUENT 001G SUSPENDED SOLIDS mg/1 1st FLTR mg/1 2nd FLTR GRAB MONTHLY			EFFLUENT 001H SUSPENDED SOLIDS mg/1 1st FLTR mg/1 2nd FLTR GRAB MONTHLY					
1									
2									
3									
4									
5	1			ND(5)	4	< 1		ND(5)	
6									
7									
8									
9									
10									
11									
12									
13									
14									
15									
16									
17									
18									
19									
20									
21									
22									
23									
24									
25									
26									
27									
28									
29									
30									
31									
MONTHLY AVG				ND(5)				ND(5)	
MONTHLY HIGH				ND(5)				ND(5)	
MONTHLY LOW				ND(5)				ND(5)	
TIMES EXCEEDED		NO LIMIT	NO LIMIT	MO AVG 30=0	NO LIMIT	NO LIMIT	MO AVG 30=0		
TIMES EXCEEDED				D MAX 100 = 0			D MAX 100 = 0		
TIMES EXCEEDED									

REMARKS: * NUMBER OF SAMPLES TAKEN DURING THE DAY.

PRINCIPAL EXECUTIVE OFFICER
GREGORY M. RUEGER

SIGNATURE OF AUTHORIZED AGENT	DATE
<i>DJ Drew Squires</i>	1/20/2002

CALIFORNIA REGIONAL WATER QUALITY
CONTROL BOARD
CENTRAL COAST REGION
81 HIGUERA
SAN LUIS OBISPO, CA 93401

DISCHARGE SELF MONITORING REPORT


PACIFIC GAS AND ELECTRIC CO.
DIABLO CANYON NUCLEAR POWER PLANT
PO BOX 56
AVILA BEACH, CALIF 93424

PAGE: (M) 5

FACILITY I.D. 3 402003001		YEAR / MO / DAY BEGINNING 01 / 12 / 01		YEAR / MO / DAY ENDING 01 / 12 / 31		STATE CODE 06		NPDES PERMIT # CA0003751	
STATION ANALYSIS UNITS SMPL TYPE FREQ.	EFFLUENT 001I SUSPENDED SOLIDS mg/1 1st FLTR mg/1 2nd FLTR mg/1 NET GRAB MONTHLY			EFFLUENT 001J SUSPENDED SOLIDS mg/1 1st FLTR mg/1 2nd FLTR mg/1 NET GRAB MONTHLY					
1									
2									
3									
4									
5									
6									
7									
8									
9									
10									
11									
12									
13									
14									
15									
16									
17									
18									
19									
20									
21									
22									
23									
24									
25									
26									
27									
28									
29									
30									
31									
MONTHLY AVG	NO			NO					
MONTHLY HIGH	DISCHARGE			DISCHARGE					
MONTHLY LOW									
TIMES EXCEEDED	NO LIMIT	NO LIMIT	MO AVG 30 = 0	NO LIMIT	NO LIMIT	MO AVG 30 = 0			
TIMES EXCEEDED			MAX 100 = 0			MAX 100 = 0			
TIMES EXCEEDED									

REMARKS: * NUMBER OF SAMPLES TAKEN DURING THE DAY.

PRINCIPAL EXECUTIVE OFFICER
GREGORY M. RUEGER

SIGNATURE OF AUTHORIZED AGENT	DATE
 Drew Squires	1/20/2002

CALIFORNIA REGIONAL WATER QUALITY
CONTROL BOARD
CENTRAL COAST REGION
81 HIGUERA
SAN LUIS OBISPO, CA 93401

DISCHARGE SELF MONITORING REPORT


PACIFIC GAS AND ELECTRIC CO.
DIABLO CANYON NUCLEAR POWER PLANT
PO BOX 56
AVILA BEACH, CALIF 93424

PAGE: (M) 6

FACILITY I.D. 3402003001		YEAR / MO / DAY BEGINNING 01 / 12 / 01			YEAR / MO / DAY ENDING 01 / 12 / 31			STATE CODE 06		NPDES PERMIT # CA0003751	
STATION ANALYSIS UNITS SMPL TYPE FREQ.	EFFLUENT 001K SUSPENDED SOLIDS mg/1 1st FLTR mg/1 2nd FLTR mg/1 NET GRAB MONTHLY			EFFLUENT 001L SUSPENDED SOLIDS mg/1 1st FLTR mg/1 2nd FLTR mg/1 NET GRAB MONTHLY							
1											
2											
3											
4					2	1		2	ND(5)		
5											
6											
7											
8											
9											
10											
11											
12											
13											
14											
15											
16											
17											
18											
19											
20											
21											
22											
23											
24											
25											
26											
27											
28											
29											
30											
31											
MONTHLY AVG	NO DISCHARGE								ND(5)		
MONTHLY HIGH									ND(5)		
MONTHLY LOW									ND(5)		
TIMES EXCEEDED	NO LIMIT	NO LIMIT	MO AVG 30 = 0	NO LIMIT	NO LIMIT	MO AVG 30 = 0					
TIMES EXCEEDED			D MAX 100 = 0			D MAX 100 = 0					
TIMES EXCEEDED											

REMARKS: * NUMBER OF SAMPLES TAKEN DURING THE DAY.

PRINCIPAL EXECUTIVE OFFICER
GREGORY M. RUEGER

SIGNATURE OF AUTHORIZED AGENT	DATE
 Drew Squires	1/20/2002

CALIFORNIA REGIONAL WATER QUALITY
CONTROL BOARD
CENTRAL COAST REGION
81 HIGUERA
SAN LUIS OBISPO, CA 93401

DISCHARGE SELF MONITORING REPORT


PACIFIC GAS AND ELECTRIC CO.
DIABLO CANYON NUCLEAR POWER PLANT
PO BOX 56
AVILA BEACH, CALIF 93424

PAGE: (M) 7

FACILITY I.D. 3402003001		YEAR / MO / DAY BEGINNING 01 / 12 / 01		YEAR / MO / DAY ENDING 01 / 12 / 31		STATE CODE 06		NPDES PERMIT # CA0003751	
STATION ANALYSIS UNITS SMPL TYPE FREQ.	EFFLUENT 001M SUSPENDED SOLIDS mg/1 1st FLTR mg/1 2nd FLTR mg/1 NET GRAB MONTHLY			EFFLUENT 001N SUSPENDED SLDS mg/1 COMPOSITE WEEKLY		EFFLUENT 001P SUSPENDED SOLIDS mg/1 1st FLTR mg/1 2nd FLTR mg/1 NET GRAB MONTHLY			
1									
2									
3									
4									
5						17	2	15	
6					11				
7									
8									
9									
10									
11									
12					10				
13									
14									
15									
16									
17									
18									
19									
20					16				
21									
22									
23									
24					ND(5)				
25									
26									
27									
28									
29									
30									
31									
MONTHLY AVG		NO		9		15			
MONTHLY HIGH		DISCHARGE		16		15			
MONTHLY LOW				ND(5)		15			
TIMES EXCEEDED		NO LIMIT	NO LIMIT	MO AVG 30 = 0	MO AVG 60 = 0	NO LIMIT	NO LIMIT	MO AVG 30 = 0	
TIMES EXCEEDED				D MAX 100 = 0				D MAX 100 = 0	
TIMES EXCEEDED									

REMARKS: * NUMBER OF SAMPLES TAKEN DURING THE DAY.

PRINCIPAL EXECUTIVE OFFICER
GREGORY M. RUEGER

SIGNATURE OF AUTHORIZED AGENT	DATE
 Drew Squires	1/20/2002

CALIFORNIA REGIONAL WATER QUALITY
CONTROL BOARD
CENTRAL COAST REGION
81 HIGUERA
SAN LUIS OBISPO, CA 93401

DISCHARGE SELF MONITORING REPORT

PACIFIC GAS AND ELECTRIC CO.
DIABLO CANYON NUCLEAR POWER PLANT
PO BOX 56
AVILA BEACH, CALIF 93424

PAGE: (M) 8

FACILITY I.D. 3 402003001 YEAR / MO / DAY BEGINNING 01 / 12 / 01 YEAR / MO / DAY ENDING 01 / 12 / 31 STATE CODE 06 NPDES PERMIT # CA0003751

STATION ANALYSIS UNITS SMPL TYPE FREQ.	EFFLUENT 002 SUSPENDED SOLIDS			EFFLUENT 003 SUSPENDED SOLIDS			
	mg/1 1st FLTR	mg/1 2nd FLTR GRAB MONTHLY	mg/1 NET	mg/1 1st FLTR	mg/1 2nd FLTR GRAB MONTHLY	mg/1 NET	
1							
2							
3							
4							
5	2	5	2	2	ND(5)	10	2
6							8
7							
8							
9							
10							
11							
12							
13							
14							
15							
16							
17							
18							
19							
20							
21							
22							
23							
24							
25							
26							
27							
28							
29							
30							
31							
MONTHLY AVG			ND(5)			8	
MONTHLY HIGH			ND(5)			8	
MONTHLY LOW			ND(5)			8	
TIMES EXCEEDED			NO LIMIT	NO LIMIT	MO AVG 30 = 0	NO LIMIT	NO LIMIT
TIMES EXCEEDED					D MAX 100 = 0		D MAX 100 = 0
TIMES EXCEEDED							

REMARKS: * NUMBER OF SAMPLES TAKEN DURING THE DAY.

PRINCIPAL EXECUTIVE OFFICER
GREGORY M. RUEGER

SIGNATURE OF AUTHORIZED AGENT
Drew Squires
DATE
1/20/2002

CALIFORNIA REGIONAL WATER QUALITY
CONTROL BOARD
CENTRAL COAST REGION
81 HIGUERA
SAN LUIS OBISPO, CA 93401

DISCHARGE SELF MONITORING REPORT


PACIFIC GAS AND ELECTRIC CO.
DIABLO CANYON NUCLEAR POWER PLANT
PO BOX 56
AVILA BEACH, CALIF 93424

PAGE: (M) 9

FACILITY I.D. 3 402003001		YEAR / MO / DAY BEGINNING 01 / 12 / 01		YEAR / MO / DAY ENDING 01 / 12 / 31		STATE CODE 06		NPDES PERMIT # CA0003751	
STATION ANALYSIS UNITS SMPL TYPE FREQ.	EFFLUENT 003 SUSPENDED SOLIDS mg/l 1st FLTR mg/l 2nd FLTR mg/l NET GRAB WEEKLY WHEN 001N & 001P ==> 003			EFFLUENT 001N SETTL SOLIDS ml/l GRAB WEEKLY	EFFLUENT 001 T CHROMIUM ug/l GRAB MONTHLY	EFFLUENT 001 COPPER ug/l GRAB MONTHLY	EFFLUENT 001 NICKEL ug/l GRAB MONTHLY	EFFLUENT 001 ZINC ug/l GRAB MONTHLY	
1									
2									
3									
4									
5									
6				ND(0.1)	ND(10)	ND(10)	ND(10)	ND(10)	
7									
8									
9									
10									
11				ND(0.1)					
12									
13									
14									
15									
16									
17									
18									
19									
20				ND(0.1)					
21									
22									
23									
24				ND(0.1)					
25									
26									
27									
28									
29									
30									
31									
MONTHLY AVG	NO			ND(0.1)	ND(10)	ND(10)	ND(10)	ND(10)	
MONTHLY HIGH	DISCHARGE			ND(0.1)	ND(10)	ND(10)	ND(10)	ND(10)	
MONTHLY LOW				ND(0.1)	ND(10)	ND(10)	ND(10)	ND(10)	
TIMES EXCEEDED	NO LIMIT	NO LIMIT	MO AVG 30 = 0	MO AVG 1.0 = 0	6M-MED 10 = 0	6M-MED 10 = 0	6M-MED 30 = 0	6M-MED 70 = 0	
TIMES EXCEEDED			D MAX 100 = 0	D MAX 3.0 = 0	D MAX 40 = 0	D MAX 50 = 0	D MAX 100 = 0	D MAX 380 = 0	
TIMES EXCEEDED					I MAX 100 = 0	I MAX 140 = 0	I MAX 260 = 0	I MAX 990 = 0	

REMARKS: * NUMBER OF SAMPLES TAKEN DURING THE DAY.

PRINCIPAL EXECUTIVE OFFICER
GREGORY M. RUEGER

SIGNATURE OF AUTHORIZED AGENT	DATE
 Drew Squires	1/20/2002

CALIFORNIA REGIONAL WATER QUALITY
CONTROL BOARD
CENTRAL COAST REGION
81 HIGUERA
SAN LUIS OBISPO, CA 93401

DISCHARGE SELF MONITORING REPORT


PACIFIC GAS AND ELECTRIC CO.
DIABLO CANYON NUCLEAR POWER PLANT
PO BOX 56
AVILA BEACH, CALIF 93424

PAGE: (Q) 1

FACILITY I.D. 3 402003001		YEAR / MO / DAY BEGINNING 01 / 12 / 01		YEAR / MO / DAY ENDING 01 / 12 / 31		STATE CODE 06		NPDES PERMIT # CA0003751	
STATION ANALYSIS UNITS SMPL TYPE FREQ.	INFLUENT T CHROMIUM ug/l GRAB JA/AP/JUL/OCT	INFLUENT COPPER ug/l GRAB JA/AP/JUL/OCT	INFLUENT NICKEL ug/l GRAB JA/AP/JUL/OCT	INFLUENT AMMONIA (N) ug/l GRAB JA/AP/JUL/OCT	EFFLUENT 001 AMMONIA (N) ug/l GRAB JA/AP/JUL/OCT	EFFLUENT 001D OIL & GREASE mg/l GRAB JA/AP/JUL/OCT	EFFLUENT 001G OIL & GREASE mg/l GRAB JA/AP/JUL/OCT	EFFLUENT 001H OIL & GREASE mg/l GRAB JA/AP/JUL/OCT	
1									
2									
3									
4									
5	ND(10)	ND(10)	ND(10)						
6									
7									
8									
9									
10									
11									
12									
13									
14									
15									
16									
17									
18									
19									
20									
21									
22									
23									
24									
25									
26									
27									
28									
29									
30									
31									
MONTHLY AVG	ND(10)	ND(10)	ND(10)			**			
MONTHLY HIGH	ND(10)	ND(10)	ND(10)						
MONTHLY LOW	ND(10)	ND(10)	ND(10)						
TIMES EXCEEDED	NO LIMIT	NO LIMIT	NO LIMIT	NO LIMIT	6M-MED 3060 = 0	MO AVG 15 = 0	MO AVG 15 = 0	MO AVG 15 = 0	
TIMES EXCEEDED					D MAX 12240 = 0	D MAX 20 = 0	D MAX 20 = 0	D MAX 20 = 0	
TIMES EXCEEDED					I MAX 30600 = 0				

REMARKS: * NUMBER OF SAMPLES TAKEN DURING THE DAY.
** FLOW-WEIGHTED AVERAGE RESULT REPORTED.

PRINCIPAL EXECUTIVE OFFICER
GREGORY M. RUEGER

SIGNATURE OF AUTHORIZED AGENT	DATE
 Drew Squires	1/20/2002

CALIFORNIA REGIONAL WATER QUALITY
CONTROL BOARD
CENTRAL COAST REGION
81 HIGUERA
SAN LUIS OBISPO, CA 93401

DISCHARGE SELF MONITORING REPORT

PACIFIC GAS AND ELECTRIC CO.
DIABLO CANYON NUCLEAR POWER PLANT
PO BOX 56
AVILA BEACH, CALIF 93424

PAGE: (Q) 2

FACILITY I.D. 3 402003001		YEAR / MO / DAY BEGINNING 01 / 12 / 01		YEAR / MO / DAY ENDING 01 / 12 / 31		STATE CODE 06		NPDES PERMIT # CA0003751	
STATION ANALYSIS UNITS SMPL TYPE FREQ.	EFFLUENT 001I OIL & GREASE mg/l GRAB JA/AP/JUL/OCT	EFFLUENT 001J OIL & GREASE mg/l GRAB JA/AP/JUL/OCT	EFFLUENT 001K OIL & GREASE mg/l GRAB JA/AP/JUL/OCT	EFFLUENT 001L OIL & GREASE mg/l GRAB JA/AP/JUL/OCT	EFFLUENT 001M OIL & GREASE mg/l GRAB JA/AP/JUL/OCT	EFFLUENT 001P OIL & GREASE mg/l GRAB JA/AP/JUL/OCT	EFFLUENT 002 OIL & GREASE mg/l GRAB JA/AP/JUL/OCT	EFFLUENT 003 OIL & GREASE mg/l GRAB JA/AP/JUL/OCT	
1									
2									
3									
4									
5									
6									
7									
8									
9									
10									
11									
12									
13									
14									
15									
16									
17									
18									
19									
20									
21									
22									
23									
24									
25									
26									
27									
28									
29									
30									
31									
MONTHLY AVG									
MONTHLY HIGH									
MONTHLY LOW									
TIMES EXCEEDED MO AVG 15 = 0 MO AVG 15 = 0 MO AVG 15 = 0 MO AVG 15 = 0 MO AVG 15 = 0 MO AVG 15 = 0 MO AVG 15 = 0 MO AVG 15 = 0									
TIMES EXCEEDED D MAX 20 = 0 D MAX 20 = 0 D MAX 20 = 0 D MAX 20 = 0 D MAX 20 = 0 D MAX 20 = 0 D MAX 20 = 0 D MAX 20 = 0									
TIMES EXCEEDED									

REMARKS: * NUMBER OF SAMPLES TAKEN DURING THE DAY.

PRINCIPAL EXECUTIVE OFFICER
GREGORY M. RUEGER

SIGNATURE OF AUTHORIZED AGENT	DATE
<i>Drew Squires</i>	1/20/2002

CALIFORNIA REGIONAL WATER QUALITY
CONTROL BOARD
CENTRAL COAST REGION
81 HIGUERA
SAN LUIS OBISPO, CA 93401

DISCHARGE SELF MONITORING REPORT


PACIFIC GAS AND ELECTRIC CO.
DIABLO CANYON NUCLEAR POWER PLANT
PO BOX 56
AVILA BEACH, CALIF 93424

PAGE: (Q) 3

FACILITY I.D.	YEAR / MO / DAY BEGINNING	YEAR / MO / DAY ENDING	STATE CODE	NPDES PERMIT #			
3 402003001	01 / 12 / 01	01 / 12 / 31	06	CA0003751			
STATION ANALYSIS UNITS SMPL TYPE FREQ.	EFFLUENT 004 OIL & GREASE mg/l GRAB JA/AP/JUL/OCT	EFFLUENT 001 TOX CONCEN TU GRAB JA/AP/JUL/OCT	EFFLUENT 001D CADMIUM ug/l QTRLY COMP JA/AP/JUL/OCT	EFFLUENT 001H CADMIUM ug/l QTRLY COMP JA/AP/JUL/OCT	EFFLUENT 001L CADMIUM ug/l QTRLY COMP JA/AP/JUL/OCT	EFFLUENT 001F CADMIUM ug/l 1 WEEK COMP JA/AP/JUL/OCT	
1							
2							
3							
4							
5							
6							
7							
8							
9							
10							
11							
12							
13							
14							
15							
16							
17							
18							
19							
20							
21							
22							
23							
24							
25							
26							
27							
28							
29							
30							
31							
MONTHLY AVG							
MONTHLY HIGH							
MONTHLY LOW							
TIMES EXCEEDED	MO AVG 15 = 0	NO LIMIT	NO LIMIT	NO LIMIT	NO LIMIT		
TIMES EXCEEDED	D MAX 20 = 0						
TIMES EXCEEDED	6M-MED 0.26=0						

REMARKS: * NUMBER OF SAMPLES TAKEN DURING THE DAY.

PRINCIPAL EXECUTIVE OFFICER
GREGORY M. RUEGER

SIGNATURE OF AUTHORIZED AGENT	DATE
 Drew Squyres	1/20/2002

CALIFORNIA REGIONAL WATER QUALITY
CONTROL BOARD
CENTRAL COAST REGION
81 HIGUERA
SAN LUIS OBISPO, CA 93401

DISCHARGE SELF MONITORING REPORT


PACIFIC GAS AND ELECTRIC CO.
DIABLO CANYON NUCLEAR POWER PLANT
PO BOX 56
AVILA BEACH, CALIF 93424

PAGE: (Q) 4

FACILITY I.D. 3 402003001		YEAR / MO / DAY BEGINNING 01 / 12 / 01		YEAR / MO / DAY ENDING 01 / 12 / 31		STATE CODE 06		NPDES PERMIT # CA0003751	
STATION ANALYSIS UNITS SMPL TYPE FREQ.	EFFLUENT 001D CHROMIUM ug/l QTRLY COMP JA/AP/JUL/OCT	EFFLUENT 001H T CHROMIUM ug/l QTRLY COMP JA/AP/JUL/OCT	EFFLUENT 001L T CHROMIUM ug/l QTRLY COMP JA/AP/JUL/OCT	EFFLUENT 001F T CHROMIUM ug/l 1 WEEK COMP JA/AP/JUL/OCT	EFFLUENT 001D COPPER ug/l QTRLY COMP JA/AP/JUL/OCT	EFFLUENT 001H COPPER ug/l QTRLY COMP JA/AP/JUL/OCT	EFFLUENT 001L COPPER ug/l QTRLY COMP JA/AP/JUL/OCT	EFFLUENT 001F COPPER ug/l 1 WEEK COMP JA/AP/JUL/OCT	
1	*	*	*	*	*	*	*	*	
2									
3									
4									
5									
6									
7									
8									
9									
10									
11									
12									
13									
14									
15									
16									
17									
18									
19									
20									
21									
22									
23									
24									
25									
26									
27									
28									
29									
30									
31									
MONTHLY AVG									
MONTHLY HIGH									
MONTHLY LOW									
TIMES EXCEEDED	NO LIMIT	NO LIMIT	NO LIMIT	NO LIMIT	NO LIMIT	NO LIMIT	NO LIMIT	NO LIMIT	
TIMES EXCEEDED									
TIMES EXCEEDED									

REMARKS: * NUMBER OF SAMPLES TAKEN DURING THE DAY.

PRINCIPAL EXECUTIVE OFFICER
GREGORY M. RUEGER

SIGNATURE OF AUTHORIZED AGENT	DATE
 Drew Squyres	1/20/2002

CALIFORNIA REGIONAL WATER QUALITY
CONTROL BOARD
CENTRAL COAST REGION
81 HIGUERA
SAN LUIS OBISPO, CA 93401

DISCHARGE SELF MONITORING REPORT


PACIFIC GAS AND ELECTRIC CO.
DIABLO CANYON NUCLEAR POWER PLANT
PO BOX 56
AVILA BEACH, CALIF 93424

PAGE: (Q) 5

FACILITY I.D.	YEAR / MO / DAY		YEAR / MO / DAY		STATE CODE	NPDES PERMIT #		
3 402003001	BEGINNING	01 / 12 / 01	ENDING	01 / 12 / 31	06	CA0003751		
STATION ANALYSIS UNITS SMPL TYPE FREQ.	EFFLUENT 001D LEAD ug/l QTRLY COMP JA/AP/JUL/OCT	EFFLUENT 001H LEAD ug/l QTRLY COMP JA/AP/JUL/OCT	EFFLUENT 001L LEAD ug/l QTRLY COMP JA/AP/JUL/OCT	EFFLUENT 001F LEAD ug/l 1 WEEK COMP JA/AP/JUL/OCT	EFFLUENT 001D MERCURY ug/l QTRLY COMP JA/AP/JUL/OCT	EFFLUENT 001H MERCURY ug/l QTRLY COMP JA/AP/JUL/OCT	EFFLUENT 001L MERCURY ug/l QTRLY COMP JA/AP/JUL/OCT	EFFLUENT 001F MERCURY ug/l 1 WEEK COMP JA/AP/JUL/OCT
1								
2								
3								
4								
5								
6								
7								
8								
9								
10								
11								
12								
13								
14								
15								
16								
17								
18								
19								
20								
21								
22								
23								
24								
25								
26								
27								
28								
29								
30								
31								
MONTHLY AVG								
MONTHLY HIGH								
MONTHLY LOW								
TIMES EXCEEDED	NO LIMIT	NO LIMIT	NO LIMIT	NO LIMIT	NO LIMIT	NO LIMIT	NO LIMIT	NO LIMIT
TIMES EXCEEDED								
TIMES EXCEEDED								

REMARKS: * NUMBER OF SAMPLES TAKEN DURING THE DAY.

PRINCIPAL EXECUTIVE OFFICER
GREGORY M. RUEGER

SIGNATURE OF AUTHORIZED AGENT	DATE
	1/20/2002

CALIFORNIA REGIONAL WATER QUALITY
CONTROL BOARD
CENTRAL COAST REGION
81 HIGUERA
SAN LUIS OBISPO, CA 93401

DISCHARGE SELF MONITORING REPORT


PACIFIC GAS AND ELECTRIC CO.
DIABLO CANYON NUCLEAR POWER PLANT
PO BOX 56
AVILA BEACH, CALIF 93424

PAGE: (Q) 6

FACILITY I.D.	YEAR / MO / DAY	YEAR / MO / DAY	STATE CODE	NPDES PERMIT #				
3 402003001	BEGINNING 01 / 12 / 01	ENDING 01 / 12 / 31	06	CA0003751				
STATION ANALYSIS UNITS SMPLE TYPE FREQ.	EFFLUENT 001D NICKEL ug/1 QTRLY COMP JA/AP/JUL/OCT	EFFLUENT 001H NICKEL ug/1 QTRLY COMP JA/AP/JUL/OCT	EFFLUENT 001L NICKEL ug/1 QTRLY COMP JA/AP/JUL/OCT	EFFLUENT 001F NICKEL ug/1 1 WEEK COMP JA/AP/JUL/OCT	EFFLUENT 001D SILVER ug/1 QTRLY COMP JA/AP/JUL/OCT	EFFLUENT 001H SILVER ug/1 QTRLY COMP JA/AP/JUL/OCT	EFFLUENT 001L SILVER ug/1 QTRLY COMP JA/AP/JUL/OCT	EFFLUENT 001F SILVER ug/1 1 WEEK COMP JA/AP/JUL/OCT
1								
2								
3								
4								
5								
6								
7								
8								
9								
10								
11								
12								
13								
14								
15								
16								
17								
18								
19								
20								
21								
22								
23								
24								
25								
26								
27								
28								
29								
30								
31								
MONTHLY AVG								
MONTHLY HIGH								
MONTHLY LOW								
TIMES EXCEEDED	NO LIMIT	NO LIMIT	NO LIMIT	NO LIMIT	NO LIMIT	NO LIMIT	NO LIMIT	NO LIMIT
TIMES EXCEEDED								
TIMES EXCEEDED								

REMARKS: * NUMBER OF SAMPLES TAKEN DURING THE DAY.

PRINCIPAL EXECUTIVE OFFICER
GREGORY M. RUEGER

SIGNATURE OF AUTHORIZED AGENT	DATE
 Drew Squires	1/20/2002

CALIFORNIA REGIONAL WATER QUALITY
CONTROL BOARD
CENTRAL COAST REGION
81 HIGUERA
SAN LUIS OBISPO, CA 93401

DISCHARGE SELF MONITORING REPORT

PACIFIC GAS AND ELECTRIC CO.
DIABLO CANYON NUCLEAR POWER PLANT
PO BOX 56
AVILA BEACH, CALIF 93424

PAGE: (Q) 7

FACILITY I.D.
3 402003001

YEAR / MO / DAY
BEGINNING 01 / 12 / 01

YEAR / MO / DAY
ENDING 01 / 12 / 31

STATE CODE
06

NPDES PERMIT #
CA0003751


STATION ANALYSIS UNITS SMPL TYPE FREQ.	EFFLUENT 001D ZINC ug/l QTRLY COMP JA/AP/JUL/OCT	EFFLUENT 001H ZINC ug/l QTRLY COMP JA/AP/JUL/OCT	EFFLUENT 001L ZINC ug/l QTRLY COMP JA/AP/JUL/OCT	EFFLUENT 001F ZINC ug/l 1 WEEK COMP JA/AP/JUL/OCT	
1					
2					
3					
4					
5					
6					
7					
8					
9					
10					
11					
12					
13					
14					
15					
16					
17					
18					
19					
20					
21					
22					
23					
24					
25					
26					
27					
28					
29					
30					
31					

MONTHLY AVG
MONTHLY HIGH
MONTHLY LOW

TIMES EXCEEDED NO LIMIT NO LIMIT NO LIMIT NO LIMIT
TIMES EXCEEDED
TIMES EXCEEDED

REMARKS: * NUMBER OF SAMPLES TAKEN DURING THE DAY.

PRINCIPAL EXECUTIVE OFFICER
GREGORY M. RUEGER

SIGNATURE OF AUTHORIZED AGENT	DATE
 Drew Squires	1/20/2002

CALIFORNIA REGIONAL WATER QUALITY
CONTROL BOARD
CENTRAL COAST REGION
81 HIGUERA
SAN LUIS OBISPO, CA 93401

DISCHARGE SELF MONITORING REPORT

PACIFIC GAS AND ELECTRIC CO.
DIABLO CANYON NUCLEAR POWER PLANT
PO BOX 56
AVILA BEACH, CALIF 93424

PAGE: (Q) 8

FACILITY I.D. 3 402003001 YEAR / MO / DAY BEGINNING 01 / 12 / 01 YEAR / MO / DAY ENDING 01 / 12 / 31 STATE CODE 06 NPDES PERMIT # CA0003751

STATION ANALYSIS UNITS SMPL TYPE FREQ.	EFFLUENT 001D COPPER mg/l 24-HR COMP. METAL CLNG	EFFLUENT 001F COPPER mg/l 24-HR COMP. METAL CLNG	EFFLUENT 001I COPPER mg/l 24-HR COMP. METAL CLNG	EFFLUENT 001L COPPER mg/l 24-HR COMP. METAL CLNG	EFFLUENT 001M COPPER mg/l 24-HR COMP. METAL CLNG	
1						
2						
3						
4						
5						
6						
7						
8						
9						
10						
11						
12						
13						
14						
15						
16						
17						
18						
19						
20						
21						
22						
23						
24						
25						
26						
27						
28						
29						
30						
31						

MONTHLY AVG
MONTHLY HIGH
MONTHLY LOW

TIMES EXCEEDED MO AVG 1 = 0 MO AVG 1 = 0 MO AVG 1 = 0 MO AVG 1 = 0 MO AVG 1 = 0
TIMES EXCEEDED D MAX 1 = 0 D MAX 1 = 0 D MAX 1 = 0 D MAX 1 = 0 D MAX 1 = 0
TIMES EXCEEDED

REMARKS: * NUMBER OF SAMPLES TAKEN DURING THE DAY.

PRINCIPAL EXECUTIVE OFFICER
GREGORY M. RUEGER

SIGNATURE OF AUTHORIZED AGENT
Drew Squires
DATE
1/20/2002

CALIFORNIA REGIONAL WATER QUALITY
CONTROL BOARD
CENTRAL COAST REGION
81 HIGUERA
SAN LUIS OBISPO, CA 93401

DISCHARGE SELF MONITORING REPORT

PACIFIC GAS AND ELECTRIC CO.
DIABLO CANYON NUCLEAR POWER PLANT
PO BOX 56
AVILA BEACH, CALIF 93424

PAGE: (Q) 9

FACILITY I.D. 3 402003001
YEAR / MO / DAY BEGINNING 01 / 12 / 01
YEAR / MO / DAY ENDING 01 / 12 / 31
STATE CODE 06
NPDES PERMIT # CA0003751

STATION ANALYSIS UNITS SMPL TYPE FREQ.	EFFLUENT 001D IRON mg/l 24-HR COMP. METAL CLNG	EFFLUENT 001F IRON mg/l 24-HR COMP. METAL CLNG	EFFLUENT 001I IRON mg/l 24-HR COMP. METAL CLNG	EFFLUENT 001L IRON mg/l 24-HR COMP. METAL CLNG	EFFLUENT 001M IRON mg/l 24-HR COMP. METAL CLNG	
1						
2						
3						
4						
5						
6						
7						
8						
9						
10						
11						
12						
13						
14						
15						
16						
17						
18						
19						
20						
21						
22						
23						
24						
25						
26						
27						
28						
29						
30						
31						

MONTHLY AVG
MONTHLY HIGH
MONTHLY LOW

TIMES EXCEEDED MO AVG 1 = 0 MO AVG 1 = 0 MO AVG 1 = 0 MO AVG 1 = 0 MO AVG 1 = 0
TIMES EXCEEDED D MAX 1 = 0 D MAX 1 = 0 D MAX 1 = 0 D MAX 1 = 0 D MAX 1 = 0
TIMES EXCEEDED

REMARKS: * NUMBER OF SAMPLES TAKEN DURING THE DAY.

PRINCIPAL EXECUTIVE OFFICER
GREGORY M. RUEGER

SIGNATURE OF AUTHORIZED AGENT
Drew Squires
DATE
1/20/2002

CALIFORNIA REGIONAL WATER QUALITY
CONTROL BOARD
CENTRAL COAST REGION
81 HIGUERA
SAN LUIS OBISPO, CA 93401

DISCHARGE SELF MONITORING REPORT


PACIFIC GAS AND ELECTRIC CO.
DIABLO CANYON NUCLEAR POWER PLANT
PO BOX 56
AVILA BEACH, CALIF 93424

PAGE: (A) 1

FACILITY I.D. 3 402003001	YEAR / MO / DAY BEGINNING 01 / 12 / 01		YEAR / MO / DAY ENDING 01 / 12 / 31		STATE CODE 06	NPDES PERMIT # CA0003751		
STATION ANALYSIS UNITS SMPL TYPE FREQ.	EFFLUENT 001 TITANIUM ug/l GRAB OCTOBER	INFLUENT ARSENIC ug/l GRAB OCTOBER	EFFLUENT ARSENIC ug/l GRAB OCTOBER	INFLUENT CADMIUM ug/l GRAB OCTOBER	EFFLUENT 001 CADMIUM ug/l GRAB OCTOBER	INFLUENT LEAD ug/l GRAB OCTOBER	EFFLUENT 001 LEAD ug/l GRAB OCTOBER	INFLUENT ZINC ug/l GRAB OCTOBER
1								
2								
3								
4								
5								16
6								
7								
8								
9								
10								
11								
12								
13								
14								
15								
16								
17								
18								
19								
20								
21								
22								
23								
24								
25								
26								
27								
28								
29								
30								
31								
MONTHLY AVG							**	16
MONTHLY HIGH								16
MONTHLY LOW								16
TIMES EXCEEDED	NO LIMIT	NO LIMIT	6M-MED 30 = 0	NO LIMIT	6M-MED 10 = 0	NO LIMIT	6M-MED 10 = 0	NO LIMIT
TIMES EXCEEDED			D MAX 150 = 0		D MAX 20 = 0		D MAX 40 = 0	
TIMES EXCEEDED			I MAX 400 = 0		I MAX 50 = 0		I MAX 100 = 0	

REMARKS: * NUMBER OF SAMPLES TAKEN DURING THE DAY.
** INFLUENT ANALYSIS PERFORMED FOR COMPARISON TO EFFLUENTS.

PRINCIPAL EXECUTIVE OFFICER
GREGORY M. RUEGER

SIGNATURE OF AUTHORIZED AGENT	DATE
	1/20/2002

CALIFORNIA REGIONAL WATER QUALITY
CONTROL BOARD
CENTRAL COAST REGION
81 HIGUERA
SAN LUIS OBISPO, CA 93401

DISCHARGE SELF MONITORING REPORT

PACIFIC GAS AND ELECTRIC CO.
DIABLO CANYON NUCLEAR POWER PLANT
PO BOX 56
AVILA BEACH, CALIF 93424

PAGE: (A) 2

FACILITY I.D. 3 402003001		YEAR / MO / DAY BEGINNING 01 / 12 / 01		YEAR / MO / DAY ENDING 01 / 12 / 31		STATE CODE 06		NPDES PERMIT # CA0003751	
STATION ANALYSIS UNITS SMPL TYPE FREQ.	INFLUENT MERCURY ug/l GRAB OCTOBER	EFFLUENT 001 MERCURY ug/l GRAB OCTOBER	INFLUENT SILVER ug/l GRAB OCTOBER	EFFLUENT 001 SILVER ug/l GRAB OCTOBER	INFLUENT CYANIDE ug/l GRAB OCTOBER	EFFLUENT 001 CYANIDE ug/l GRAB OCTOBER	INFLUENT PHENOLIC CMP ug/l (NONCL) GRAB OCTOBER	EFFLUENT 001 PHENOLIC CMP ug/l (NONCL) GRAB OCTOBER	
1									
2									
3									
4									
5									
6									
7									
8									
9									
10									
11									
12									
13									
14									
15									
16									
17									
18									
19									
20									
21									
22									
23									
24									
25									
26									
27									
28									
29									
30									
31									
MONTHLY AVG									
MONTHLY HIGH									
MONTHLY LOW									
TIMES EXCEEDED	NO LIMIT	6M-MED 0.2=0	NO LIMIT	6M-MED 2.9=0	NO LIMIT	6M-MED 30=0	NO LIMIT	6M-MED 150=0	
TIMES EXCEEDED		DMAX 0.8 = 0		DMAX 13.6=0		DMAX 100=0		DMAX 610= 0	
TIMES EXCEEDED		IMAX 2 = 0		IMAX 35= 0		IMAX 260=0		IMAX 1530=0	

REMARKS: * NUMBER OF SAMPLES TAKEN DURING THE DAY.

PRINCIPAL EXECUTIVE OFFICER
GREGORY M. RUEGER

SIGNATURE OF AUTHORIZED AGENT	DATE
<i>DAJ Drew Squires</i>	1/20/2002

CALIFORNIA REGIONAL WATER QUALITY
CONTROL BOARD
CENTRAL COAST REGION
81 HIGUERA
SAN LUIS OBISPO, CA 93401

DISCHARGE SELF MONITORING REPORT

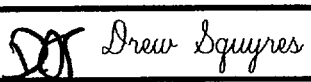
PACIFIC GAS AND ELECTRIC CO.
DIABLO CANYON NUCLEAR POWER PLANT
PO BOX 56
AVILA BEACH, CALIF 93424

PAGE: (A) 3

FACILITY I.D. 3 402003001	YEAR / MO / DAY BEGINNING 01 / 12 / 01		YEAR / MO / DAY ENDING 01 / 12 / 31		STATE CODE 06	NPDES PERMIT # CA0003751	
STATION ANALYSIS UNITS SMPL TYPE FREQ.	INFLUENT CHLOR PHENOL ug/l GRAB OCTOBER	EFFLUENT 001 CHLOR PHENOL ug/l GRAB OCTOBER	EFFLUENT 001D LITHIUM mg/l GRAB OCTOBER	EFFLUENT 001D BORON mg/l GRAB OCTOBER	EFFLUENT 001D HYDRAZINE mg/l GRAB OCTOBER	EFFLUENT 005 OIL & GREASE mg/l GRAB OCTOBER	EFFLUENT 008 OIL & GREASE mg/l GRAB OCTOBER
1							
2							
3							
4							
5							
6							
7							
8							
9							
10							
11							
12							
13							
14							
15							
16							
17							
18							
19							
20							
21							
22							
23							
24							
25							
26							
27							
28							
29							
30							
31							
MONTHLY AVG							
MONTHLY HIGH							
MONTHLY LOW							
TIMES EXCEEDED							
TIMES EXCEEDED							
TIMES EXCEEDED							

REMARKS: * NUMBER OF SAMPLES TAKEN DURING THE DAY.

PRINCIPAL EXECUTIVE OFFICER
GREGORY M. RUEGER

SIGNATURE OF AUTHORIZED AGENT	DATE
 Drew Squires	1/20/2002

CALIFORNIA REGIONAL WATER QUALITY
CONTROL BOARD
CENTRAL COAST REGION
81 HIGUERA
SAN LUIS OBISPO, CA 93401

DISCHARGE SELF MONITORING REPORT

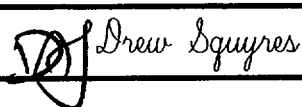
PACIFIC GAS AND ELECTRIC CO.
DIABLO CANYON NUCLEAR POWER PLANT
PO BOX 56
AVILA BEACH, CALIF 93424

PAGE: (A) 4

FACILITY I.D. 3 402003001		YEAR / MO / DAY BEGINNING 01 / 12 / 01		YEAR / MO / DAY ENDING 01 / 12 / 31		STATE CODE 06		NPDES PERMIT # CA0003751	
STATION ANALYSIS UNITS SMPL TYPE FREQ.	EFFLUENT 009 OIL & GREASE mg/l GRAB OCTOBER	EFFLUENT 013 OIL & GREASE mg/l GRAB OCTOBER	EFFLUENT 015 OIL & GREASE mg/l GRAB OCTOBER	EFFLUENT 016 OIL & GREASE mg/l GRAB OCTOBER	EFFLUENT 017 OIL & GREASE mg/l GRAB OCTOBER	INFLUENT PCB'S ug/l GRAB OCTOBER	EFFLUENT 001 PCB'S ug/l GRAB OCTOBER		
1									
2									
3									
4									
5									
6									
7									
8									
9									
10									
11									
12									
13									
14									
15									
16									
17									
18									
19									
20									
21									
22									
23									
24									
25									
26									
27									
28									
29									
30									
31									
MONTHLY AVG									
MONTHLY HIGH									
MONTHLY LOW									
TIMES EXCEEDED	MO AVG 15=0	MO AVG 15=0	MO AVG 15=0	MO AVG 15=0	MO AVG 15=0	NO LIMIT	NO LIMIT		
TIMES EXCEEDED	DMAX 20=0	DMAX 20=0	DMAX 20=0	DMAX 20=0	DMAX 20=0				
TIMES EXCEEDED									

REMARKS: * NUMBER OF SAMPLES TAKEN DURING THE DAY.

PRINCIPAL EXECUTIVE OFFICER
GREGORY M. RUEGER

SIGNATURE OF AUTHORIZED AGENT	DATE
	1/20/2002

CALIFORNIA REGIONAL WATER QUALITY
CONTROL BOARD
CENTRAL COAST REGION
81 HIGUERA
SAN LUIS OBISPO, CA 93401

DISCHARGE SELF MONITORING REPORT

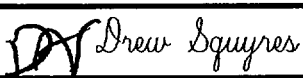
PACIFIC GAS AND ELECTRIC CO.
DIABLO CANYON NUCLEAR POWER PLANT
PO BOX 56
AVILA BEACH, CALIF 93424

PAGE: (A) 5

FACILITY I.D.	YEAR / MO / DAY		YEAR / MO / DAY		STATE CODE		NPDES PERMIT #	
3 402003001	BEGINNING	01 / 12 / 01	ENDING	01 / 12 / 31	06		CA0003751	
STATION ANALYSIS UNITS SMPL TYPE FREQ.	EFFLUENT 001N SLUDGE MOISTURE % GRAB OCTOBER	EFFLUENT 001N SLUDGE TOT KJLDL N mg/kg GRAB OCTOBER	EFFLUENT 001N SLUDGE AMMONIA (N) mg/kg GRAB OCTOBER	EFFLUENT 001N SLUDGE NITRATE (N) mg/kg GRAB OCTOBER	EFFLUENT 001N SLUDGE TOT PHOSPHS mg/kg GRAB OCTOBER	EFFLUENT 001N SLUDGE pH pH units GRAB OCTOBER	EFFLUENT 001N SLUDGE OIL & GREASE mg/kg GRAB OCTOBER	EFFLUENT 001N SLUDGE BORON mg/kg GRAB OCTOBER
1								
2								
3								
4								
5								
6								
7								
8								
9								
10								
11								
12								
13								
14								
15								
16								
17								
18								
19								
20								
21								
22								
23								
24								
25								
26								
27								
28								
29								
30								
31								
MONTHLY AVG								
MONTHLY HIGH								
MONTHLY LOW								
TIMES EXCEEDED								
TIMES EXCEEDED								
TIMES EXCEEDED								

REMARKS: * NUMBER OF SAMPLES TAKEN DURING THE DAY.

PRINCIPAL EXECUTIVE OFFICER
GREGORY M. RUEGER

SIGNATURE OF AUTHORIZED AGENT	DATE
 Drew Squires	1/20/2002

CALIFORNIA REGIONAL WATER QUALITY
CONTROL BOARD
CENTRAL COAST REGION
81 HIGUERA
SAN LUIS OBISPO, CA 93401

DISCHARGE SELF MONITORING REPORT


PACIFIC GAS AND ELECTRIC CO.
DIABLO CANYON NUCLEAR POWER PLANT
PO BOX 56
AVILA BEACH, CALIF 93424

PAGE: (A) 6

FACILITY I.D.	YEAR / MO / DAY		YEAR / MO / DAY		STATE CODE	NPDES PERMIT #		
3 402003001	BEGINNING	01 / 12 / 01	ENDING	01 / 12 / 31	06	CA0003751		
STATION ANALYSIS UNITS SMPL TYPE FREQ.	EFFLUENT 001N SLUDGE CADMIUM mg/kg GRAB OCTOBER	EFFLUENT 001N SLUDGE COPPER mg/kg GRAB OCTOBER	EFFLUENT 001N SLUDGE CHROMIUM mg/kg GRAB OCTOBER	EFFLUENT 001N SLUDGE LEAD mg/kg GRAB OCTOBER	EFFLUENT 001N SLUDGE NICKEL mg/kg GRAB OCTOBER	EFFLUENT 001N SLUDGE MERCURY mg/kg GRAB OCTOBER	EFFLUENT 001N SLUDGE ZINC mg/kg GRAB OCTOBER	EFFLUENT 001N SLUDGE VOLUME tons OCTOBER
1								
2								
3								
4								
5								
6								
7								
8								
9								
10								
11								
12								
13								
14								
15								
16								
17								
18								
19								
20								
21								
22								
23								
24								
25								
26								
27								
28								
29								
30								
31								
MONTHLY AVG								
MONTHLY HIGH								
MONTHLY LOW								
TIMES EXCEEDED	10xSTLC=0	10xSTLC=0	10xSTLC=0	10xSTLC=0	10xSTLC=0	10xSTLC=0	10xSTLC=0	
TIMES EXCEEDED	10 mg/kg=0	250 mg/kg=0	50 mg/kg=0	50 mg/kg=0	200 mg/kg=0	2 mg/kg=0	2500 mg/kg=0	
TIMES EXCEEDED	TTL>100=0	TTL>2500=0	TTL>500=0	TTL>1000=0	TTL>2000=0	TTL>20=0	TTL>5000=0	

REMARKS: * NUMBER OF SAMPLES TAKEN DURING THE DAY.

PRINCIPAL EXECUTIVE OFFICER
GREGORY M. RUEGER


SIGNATURE OF AUTHORIZED AGENT	DATE
 Drew Squires	1/20/2002

APPENDIX 5

DIABLO CANYON POWER PLANT

Acute Bioassay

October 10-14, 2001



TOXICITY TESTING • OCEANOGRAPHIC RESEARCH

October 16, 2001

Ms. Shawn Peck
FGL Environmental
P.O. Box 272
Santa Paula, CA 93061

Dear Ms. Peck:


We are pleased to present the enclosed bioassay report. The test was conducted under guidelines prescribed in *Guidelines for Performing Static Acute Fish Bioassays in Municipal and Industrial Waste Waters* as provided to us by Frederic R. Kopperdahl, Fish and Wildlife Water Pollution Control Laboratory, Department of Fish and Game. Results were as follows:

CLIENT:	Diablo Canyon Power Plant
SAMPLE I.D.:	DCPP-305
PROJECT No:	109371
DATE RECEIVED:	10 Oct - 01
ABC LAB. NO.:	FGL1003.041

ACUTE ABALONE SURVIVAL BIOASSAY

LC50	=	100% Survival in 100% Sample
TUa	=	0.00

Yours very truly,


Thomas (Tim) Mikel
Laboratory Director

-96 Hr Survival

Start Date:	10/10/2001	Test ID:	FGL1003041	Sample ID:	CA0000000
End Date:	10/14/2001	Lab ID:	CAABC	Sample Type:	EFF3-Power Plant
Sample Date:	10/10/2001	Protocol:	KOP 76-Kopperdahl	Test Species:	HR-Haliotis rufescens
Comments:	DCPP-305				

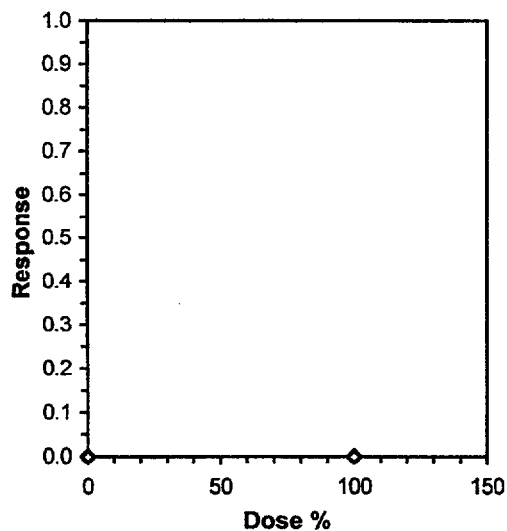
Conc-%	1	2
N Control	1.0000	1.0000
100	1.0000	1.0000

Conc-%	Mean	N-Mean	Transform: Arcsin Square Root					Isotonic	
			Mean	Min	Max	CV%	N	Mean	N-Mean
N Control	1.0000	1.0000	1.4120	1.4120	1.4120	0.000	2	1.0000	1.0000
100	1.0000	1.0000	1.4120	1.4120	1.4120	0.000	2	1.0000	1.0000

Auxiliary Tests	Statistic	Critical	Skew	Kurt
Normality of the data set cannot be confirmed				
Equality of variance cannot be confirmed				

Linear Interpolation (200 Resamples)


Point	%	SD	95% CL(Exp)	Skew
IC05	>100			
IC10	>100			
IC15	>100			
IC20	>100			
IC25	>100			
IC40	>100			
IC50	>100			



-96 Hr Survival

Start Date: 10/10/2001	Test ID: FGL1003041	Sample ID: CA0000000
End Date: 10/14/2001	Lab ID: CAABC	Sample Type: EFF3-Power Plant
Sample Date: 10/10/2001	Protocol: KOP 76-Kopperdahl	Test Species: HR-Haliotis rufescens
Comments: DCP-305		

Dose-Response Plot



-96 Hr Survival

Start Date:	10/10/2001	Test ID:	FGL1003041	Sample ID:	CA0000000
End Date:	10/14/2001	Lab ID:	CAABC	Sample Type:	EFF3-Power Plant
Sample Date:	10/10/2001	Protocol:	KOP 76-Kopperdahl	Test Species:	HR-Haliotis rufescens
Comments:	DCPP-305				

Auxiliary Data Summary

Conc-%	Parameter	Mean	Min	Max	SD	CV%	N
N Control 100	Temp C	15.49	15.10	16.80	0.69	5.38	10
		15.05	14.90	15.30	0.13	2.37	10
N Control 100	pH	7.86	7.80	8.00	0.08	3.69	10
		7.90	7.80	8.10	0.12	4.30	10
N Control 100	DO mg/L	7.41	7.10	7.60	0.15	5.27	10
		7.38	7.00	8.20	0.46	9.18	10
N Control 100	Salinity ppt	33.00	33.00	33.00	0.00	0.00	10
		33.00	33.00	33.00	0.00	0.00	10

APPENDIX 6

DIABLO CANYON POWER PLANT

Chronic Bioassay

October 11-13, 2001



TOXICITY TESTING • OCEANOGRAPHIC RESEARCH

October 16, 2001

Ms. Shawn Peck
FGL Environmental
P.O. Box 272
Santa Paula, CA 93060

Dear Ms. Peck:


We are pleased to present the enclosed bioassay report. The test was conducted under guidelines prescribed in *Short-Term Methods for Measuring the Chronic Toxicity of Effluents and Receiving Waters to West Coast Marine and Estuarine Organisms, EPA-R-95/136*. Results were as follows:

CLIENT:	Diablo Canyon Power Plant
SAMPLE I.D.:	DCPP-306 109371
DATE RECEIVED:	10 Oct - 01
ABC LAB. NO.:	FGL1003.042

CHRONIC ABALONE LARVAL DEVELOPMENT BIOASSAY

NOEC =	100.00 %
TUc =	1.00
IC25 =	>100.00 %
IC50 =	>100.00 %

Yours very truly,


for Thomas (Tim) Mikel
Laboratory Director

Abalone Larval Development Test-Proportion Normal

Start Date: 10/11/2001	Test ID: FGL1003042	Sample ID: CA0000000
End Date: 10/13/2001	Lab ID: CAABC	Sample Type: EFF3-Power Plant
Sample Date: 10/10/2001	Protocol: MBP 90-Anderson et al.	Test Species: HR-Haliotis rufescens
Comments: DCP-306		

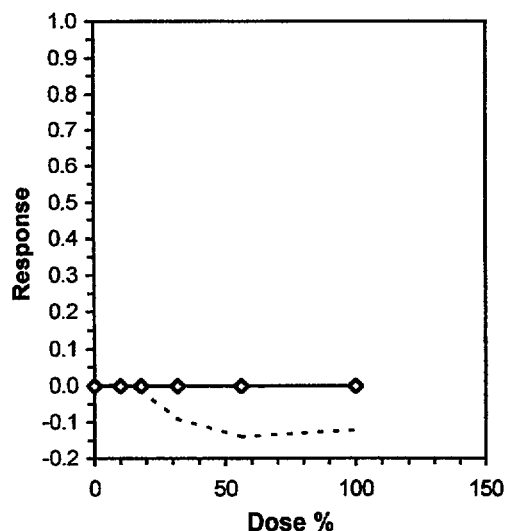
Conc-%	1	2	3	4	5
N Control	0.8700	0.8300	0.8200	0.8100	0.8700
10	0.7700	0.9000	0.8600	0.8600	0.8000
18	0.8200	0.9000	0.8200	0.8000	0.9000
32	1.0000	0.8900	0.8600	0.9300	0.9100
56	0.9500	0.9700	0.9700	0.9500	0.9500
100	0.9600	0.9500	0.9200	0.9300	0.9500

Conc-%	Mean	N-Mean	Transform: Arcsin Square Root					t-Stat	1-Tailed Critical	MSD	Isotonic	
			Mean	Min	Max	CV%	N				Mean	N-Mean
N Control	0.8400	1.0000	1.1604	1.1198	1.2019	3.361	5				0.8907	1.0000
10	0.8380	0.9976	1.1603	1.0706	1.2490	6.125	5	0.003	2.360	0.1058	0.8907	1.0000
18	0.8480	1.0095	1.1741	1.1071	1.2490	5.894	5	-0.305	2.360	0.1058	0.8907	1.0000
32	0.9180	1.0929	1.3020	1.1873	1.5208	9.948	5	-3.158	2.360	0.1058	0.8907	1.0000
56	0.9580	1.1405	1.3659	1.3453	1.3967	2.062	5	-4.583	2.360	0.1058	0.8907	1.0000
100	0.9420	1.1214	1.3294	1.2840	1.3694	2.622	5	-3.770	2.360	0.1058	0.8907	1.0000

Auxiliary Tests					Statistic	Critical	Skew	Kurt						
Shapiro-Wilk's Test indicates normal distribution (p > 0.01)					0.92395	0.9	1.22602	3.36827						
Bartlett's Test indicates equal variances (p = 0.03)					12.0195	15.0863								
Hypothesis Test (1-tail, 0.05)					NOEC	LOEC	ChV	TU	MSDu	MSDp	MSB	MSE	F-Prob	df
Dunnett's Test					100	>100		1	0.08443	0.10042	0.04426	0.00502	7.5E-05	5, 24

Linear Interpolation (200 Resamples)				
Point	%	SD	95% CL(Exp)	Skew

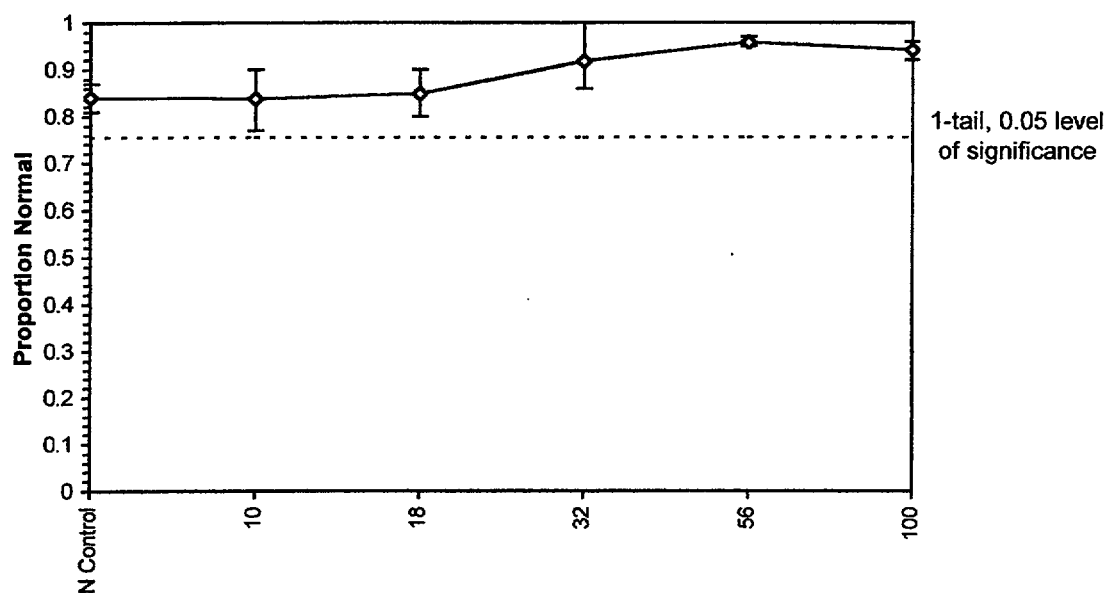
IC05	>100
IC10	>100
IC15	>100
IC20	>100
IC25	>100
IC40	>100
IC50	>100



Abalone Larval Development Test-Proportion Normal

Start Date: 10/11/2001	Test ID: FGL1003042	Sample ID: CA0000000
End Date: 10/13/2001	Lab ID: CAABC	Sample Type: EFF3-Power Plant
Sample Date: 10/10/2001	Protocol: MBP 90-Anderson et al.	Test Species: HR-Haliotis rufescens
Comments: DCP-306		

Dose-Response Plot



Abalone Larval Development Test-Proportion Normal

Start Date: 10/11/2001	Test ID: FGL1003042	Sample ID: CA0000000
End Date: 10/13/2001	Lab ID: CAABC	Sample Type: EFF3-Power Plant
Sample Date: 10/10/2001	Protocol: MBP 90-Anderson et al.	Test Species: HR-Haliotis rufescens
Comments: DCP-306		

Auxiliary Data Summary

Conc-%	Parameter	Mean	Min	Max	SD	CV%	N
N Control	Temp C	16.15	16.00	16.30	0.21	2.85	2
10		16.15	16.00	16.30	0.21	2.85	2
18		16.15	16.00	16.30	0.21	2.85	2
32		16.15	16.00	16.30	0.21	2.85	2
56		16.15	16.00	16.30	0.21	2.85	2
100		16.15	16.00	16.30	0.21	2.85	2
N Control	pH	8.00	8.00	8.00	0.00	0.00	2
10		8.05	8.00	8.10	0.07	3.30	2
18		8.10	8.10	8.10	0.00	0.00	2
32		8.10	8.10	8.10	0.00	0.00	2
56		8.10	8.10	8.10	0.00	0.00	2
100		8.10	8.10	8.10	0.00	0.00	2
N Control	DO mg/L	6.85	6.10	7.60	1.06	15.03	2
10		7.10	6.30	7.90	1.13	14.98	2
18		7.25	6.70	7.80	0.78	12.16	2
32		6.95	6.30	7.60	0.92	13.80	2
56		7.05	6.40	7.70	0.92	13.60	2
100		7.15	6.70	7.60	0.64	11.16	2
N Control	Salinity ppt	33.00	33.00	33.00	0.00	0.00	2
10		33.00	33.00	33.00	0.00	0.00	2
18		33.00	33.00	33.00	0.00	0.00	2
32		33.00	33.00	33.00	0.00	0.00	2
56		33.00	33.00	33.00	0.00	0.00	2
100		33.00	33.00	33.00	0.00	0.00	2



TOXICITY TESTING • OCEANOGRAPHIC RESEARCH

CHRONIC ABALONE DEVELOPMENT BIOASSAY

DATE: 11 Oct - 01


STANDARD TOXICANT: Zinc

NOEC = 10.00 ug/l

IC25 = 12.17 ug/l

IC50 = 14.34 ug/l

Yours very truly,


Thomas (Tim) Mikel
Laboratory Director

Abalone Larval Development Test-Proportion Normal

Start Date: 10/11/2001	Test ID: ABS-225	Sample ID: CA0000000
End Date: 10/13/2001	Lab ID: CAABC	Sample Type: ZNSO-Zinc sulfate
Sample Date: 10/11/2001	Protocol: MBP 90-Anderson et al.	Test Species: HR-Haliotis rufescens
Comments: Standard Toxicant		

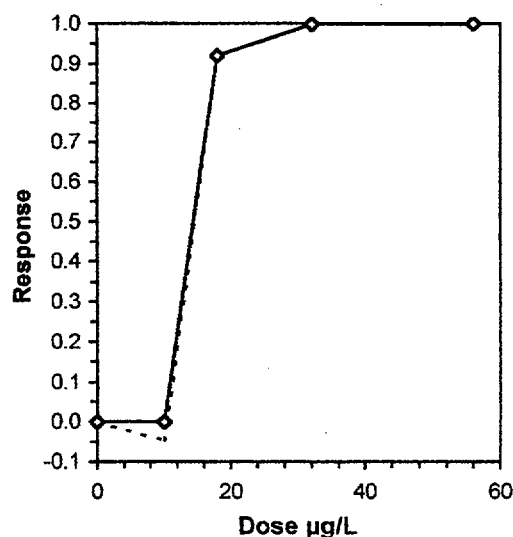
Conc-µg/L	1	2	3	4	5
N-Control	0.8000	0.7500	0.8300	0.8100	0.8800
10	0.8200	0.8400	0.9000	0.8100	0.8900
18	0.0900	0.1400	0.0500	0.0500	0.0000
32	0.0100	0.0000	0.0000	0.0000	0.0000
56	0.0000	0.0000	0.0000	0.0000	0.0000

Conc-µg/L	Mean	N-Mean	Transform: Arcsin Square Root					t-Stat	1-Tailed Critical	MSD	Isotonic	
			Mean	Min	Max	CV%	N				Mean	N-Mean
N Control	0.8140	1.0000	1.1274	1.0472	1.2171	5.482	5				0.8330	1.0000
10	0.8520	1.0467	1.1787	1.1198	1.2490	4.990	5	-1.067	2.230	0.1072	0.8330	1.0000
*18	0.0660	0.0811	0.2378	0.0500	0.3835	52.033	5	18.509	2.230	0.1072	0.0660	0.0792
*32	0.0020	0.0025	0.0601	0.0500	0.1002	37.346	5	22.208	2.230	0.1072	0.0020	0.0024
56	0.0000	0.0000	0.0500	0.0500	0.0500	0.000	5				0.0000	0.0000

Auxiliary Tests					Statistic	Critical	Skew	Kurt
Shapiro-Wilk's Test indicates normal distribution ($p > 0.01$)					0.92931	0.868	-0.4798	2.18345
Bartlett's Test indicates equal variances ($p = 0.03$)					8.66162	11.3449		
Hypothesis Test (1-tail, 0.05)					NOEC	LOEC	ChV	TU
Dunnett's Test					10	18	13.4164	
					MSDu	MSDp	MSB	MSE
					0.08966	0.10989	1.70889	0.00577
					F-Prob	df		
					3.2E-14	3, 16		

Linear Interpolation (200 Resamples)

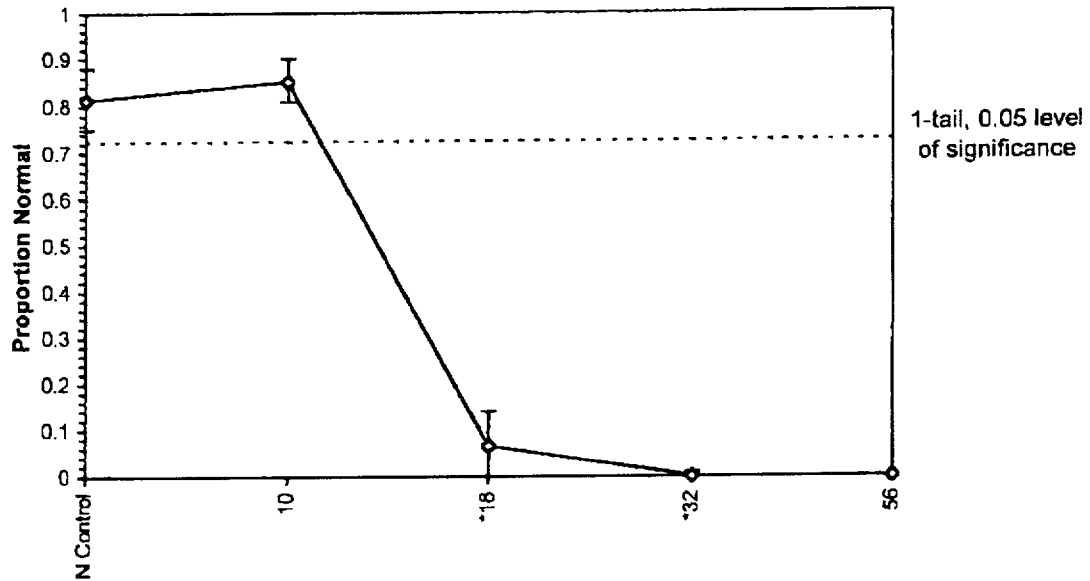
Point	µg/L	SD	95% CL(Exp)		Skew
IC05	10.434	0.104	10.299	10.474	-11.6242
IC10	10.869	0.053	10.727	10.948	-4.6455
IC15	11.303	0.058	11.153	11.422	-2.6539
IC20	11.738	0.065	11.569	11.896	-1.2470
IC25	12.172	0.074	11.980	12.371	-0.4422
IC40	13.475	0.108	13.176	13.793	0.2786
IC50	14.344	0.132	13.977	14.741	0.3401



Abalone Larval Development Test-Proportion Normal

Start Date: 10/11/2001	Test ID: ABS-225	Sample ID: CA0000000
End Date: 10/13/2001	Lab ID: CAABC	Sample Type: ZNSO-Zinc sulfate
Sample Date: 10/11/2001	Protocol: MBP 90-Anderson et al.	Test Species: HR-Haliotis rufescens
Comments: Standard Toxicant		

Dose-Response Plot



Abalone Larval Development Test-Proportion Normal

Start Date: 10/11/2001	Test ID: ABS-225	Sample ID: CA0000000
End Date: 10/13/2001	Lab ID: CAABC	Sample Type: ZNSO-Zinc sulfate
Sample Date: 10/11/2001	Protocol: MBP 90-Anderson et al.	Test Species: HR-Haliotis rufescens
Comments: Standard Toxicant		

Auxiliary Data Summary

Cons-µg/L	Parameter	Mean	Min	Max	SD	CV%	N
N Control	Temp C	16.15	16.00	16.30	0.21	2.85	2
18		16.15	16.00	16.30	0.21	2.85	2
32		16.15	16.00	16.30	0.21	2.85	2
56		16.15	16.00	16.30	0.21	2.85	2
100		16.15	16.00	16.30	0.21	2.85	2
N Control	pH	8.00	8.00	8.00	0.00	0.00	2
18		8.00	8.00	8.00	0.00	0.00	2
32		8.00	8.00	8.00	0.00	0.00	2
56		8.00	8.00	8.00	0.00	0.00	2
100		8.00	8.00	8.00	0.00	0.00	2
N Control	DO mg/L	6.85	6.10	7.60	1.06	15.03	2
18		6.90	6.10	7.70	1.13	15.42	2
32		6.90	6.10	7.70	1.13	15.42	2
56		6.75	6.00	7.50	1.06	15.26	2
100		6.80	6.00	7.60	1.13	15.64	2
N Control	Salinity ppt	33.00	33.00	33.00	0.00	0.00	2
18		33.00	33.00	33.00	0.00	0.00	2
32		33.00	33.00	33.00	0.00	0.00	2
56		33.00	33.00	33.00	0.00	0.00	2
100		33.00	33.00	33.00	0.00	0.00	2