



FirstEnergy Nuclear Operating Company

Perry Nuclear Power Plant
10 Center Road
Perry, Ohio 44081

John K. Wood
Vice President, Nuclear

440-280-5224
Fax: 440-280-8029

December 10, 2001
PY-CEI/OEPA-0367L

Ohio Environmental Protection Agency
Division of Water Pollution Control
Enforcement Section, ES/MOR
P.O. Box 1049
Columbus, Ohio 43216-1049

Ladies and Gentlemen:

Enclosed are the NPDES monthly report forms for the month of November 2001. No violations occurred during this time period.

If you have questions or require additional information, please contact Mr. Leo Harte at (440) 280-5514.

Very truly yours,

Enclosures

cc: NRC Region III
NRC Resident Inspector
NRC Project Manager
NRC Document Control Desk (Docket No. 50-440)
OEPA Northeast District Office

COO1

MONTHLY REPORT FORM

4500

Name, Address City, County, ZIP :

Station Code :

Reported Date (Month Year) :

Application :

12/6/01

Perry Nuclear Power Plant

004

November 2001

31B00016*ED

Perry Nuclear Power Plant

Sampling Station Description :

Page 1 of 1

10 Center Rd.
Perry OH 44081

Point Representative of Discharge

in(1) - Enter 1 for Continuous, 2 for Composite, 3 for Grab Sample

Reporting Lab :

Analyst :

in(2) - Enter frequency of sampling

CCB 125

Leo J. Harte

(1)	3	1	3	3	1	3	
(2)	1	999	1	1	999	1	
Day	(00400) pH S.U.	(00011) Water Temperature F	(00665) Phosphorus, Total (P) mg/l	(34044) Oxidants, Total Residual mg/l	(50050) Flow Rate MGD	(50064) Chlorine, Free Available mg/l	(78739) Chlorination/Bromination Duration Minutes
01		67		AH	59.2	0.05	40
02	8.4	69		AH	58.5	0.04	75
03		67		AH	63.8	0.04	35
04		65		AH	60.7	0.04	65
05		65	0.099	AH	58.6	0	60
06	8.54	65		AH	49.7	0	75
07		67		AH	51.6	0.05	80
08		70		AH	51.9	0.01	78
09	8.3	69		AH	43.6	0	65
10		67		AH	42.5	0.05	73
11		64		AH	56.3	0	75
12		61	0.261	AH	57.7	0.04	90
13	8.42	65		AH	42	0.02	45
14		69		AH	49.6	0.05	80
15		70		AH	50	0.01	65
16	8.45	72		AH	63.4	0.2	60
17		63		AH	57.2	0.05	80
18		69		AH	44.6	0.1	77
19		66	0.156	AH	49.2	0.03	65
20	8.48	69		AH	45.1	0.06	63
21		67		AH	43.8	0.16	50
22		67		AH	44.5	0	20
23	8.11	66		AH	46.2	0.04	30
24		67		AH	54.4	0	35
25		71		AH	57.3	0	29
26		71	0.062	AH	57.6	0.02	40
27	8.48	67		AH	51.5	0.06	60
28		67		AH	52.1	0.03	75
29		66		AH	49	0	75
30	8.08	68		AH	61.7	0.02	65
31							
TOTAL	75.26	2016	0.578	0	1573.3	1.17	1825
AVG	8.3622	67.2	0.1445	0	52.4433	0.039	60.8333
MAX	8.54	72	0.261	0	63.8	0.2	90
MIN	8.08	61	0.062	0	42	0	20

Additional Remarks :

No bromine compounds used this date.

No bromine compounds used this date.

No bromine compounds used this date.

No bromine compounds used this date.

I certify under the penalty of law that I have personally examined and am familiar with the information submitted and based on my inquiry of those individuals immediately responsible for obtaining the information, I believe the submitted information is true, accurate and complete. I am aware that there are significant penalties for submitting false information, including the possibility of fine and imprisonment.

Form No EPA 4500 (8-91)

Formerly EPA SURI
(Generated by SWIMS)

Date Report Completed:

12/05/2001

Signature of Reporter:



Title of Reporter:

VP, Nuclear, Perry

I certify under the penalty of law that I have personally examined and am familiar with the information submitted and based on my inquiry of those individuals immediately responsible for obtaining the information, I believe the submitted information is true, accurate and complete. I am aware that there are significant penalties for submitting false information, including the possibility of fine and imprisonment.

Title of Reporter:
VP, Nuclear, Perry

MONTHLY REPORT FORM

4500

Name, Address City, County, ZIP :

Station Code :

Reported Date (Month Year) :

Application :

12/6/01

Perry Nuclear Power Plant
 Perry Nuclear Power Plant
 10 Center Rd.
 Perry OH 44081

601

November 2001

3IB00016*ED

Page 1 of 1

Sampling Station Description :

Discharge from Regenerate Neutralization Pits

in(1) - Enter 1 for Continuous, 2 for Composite, 3 for Grab Sample

Reporting Lab :

Analyst :

in(2) - Enter frequency of sampling

CCB 125

Leo J. Harte

(1)	1	1	2	3	1		
(2)	999	999	998	1	999		
Day	(00402) pH, Minimum S.U.	(00401) pH, Maximum S.U.	(00530) Total Suspended Solids mg/l	(00550) Oil and Grease, Total mg/l	(50050) Flow Rate MGD		
01	7.1	7.53	12	AA	0.017		
02					AH		
03					AH		
04					AH		
05					AH		
06	8.5	8.68	5	AA	0.016		
07					AH		
08					AH		
09					AH		
10					AH		
11					AH		
12					AH		
13					AH		
14					AH		
15	6.98	7.12	12	AA	0.016		
16	7.7	8.1			0.017		
17					AH		
18					AH		
19					AH		
20					AH		
21					AH		
22					AH		
23					AH		
24					AH		
25	8.22	8.39	10	AA	0.016		
26					AH		
27					AH		
28					AH		
29	7.9	8.19	7	AA	0.014		
30					AH		
31							
TOTAL	46.4	48.01	46	0	0.096	0	0
AVG	7.7333	8.0017	9.2	0	0.016		
MAX	8.5	8.68	12	0	0.017		
MIN	6.98	7.12	5	0	0		

Additional Remarks :

Less than MDL.

Less than MDL.

No sample taken. No discharge performed this date.

No sample taken. No discharge performed this date.

I certify under the penalty of law that I have personally examined and am familiar with the information submitted and based on my inquiry of those individuals immediately responsible for obtaining the information, I believe the submitted information is true, accurate and complete. I am aware that there are significant penalties for submitting false information, including the possibility of fine and imprisonment.

Form No EPA 4500 (8-91)

Formerly EPA SURI
 (Generated by SWIMS)

Date Report Completed:

12/05/2001

Signature of Reporter:



Title of Reporter:

VP, Nuclear, Perry

No sample taken. No discharge performed this date.
No sample taken. No discharge performed this date.
No sample taken. No discharge performed this date.
No sample taken. No discharge performed this date.
No sample taken. No discharge performed this date.
No sample taken. No discharge performed this date.
No sample taken. No discharge performed this date.
No sample taken. No discharge performed this date.
No sample taken. No discharge performed this date.
No sample taken. No discharge performed this date.
No sample taken. No discharge performed this date.

Less than MDL.

No sample taken. No discharge performed this date.
No sample taken. No discharge performed this date.
No sample taken. No discharge performed this date.
No sample taken. No discharge performed this date.
No sample taken. No discharge performed this date.
No sample taken. No discharge performed this date.
No sample taken. No discharge performed this date.
No sample taken. No discharge performed this date.
No sample taken. No discharge performed this date.
No sample taken. No discharge performed this date.
No sample taken. No discharge performed this date.

Less than MDL.


Less than MDL.

I certify under the penalty of law that I have personally examined and am familiar with the information submitted and based on my inquiry of those individuals immediately responsible for obtaining the information, I believe the submitted information is true, accurate and complete. I am aware that there are significant penalties for submitting false information, including the possibility of fine and imprisonment.

Form No EPA 4500 (8-91)

Formerly EPA SURI
(Generated by SWIMS)

Date Report Completed:
12/05/2001

Signature of Reporter:


Title of Reporter:
VP, Nuclear, Perry

MONTHLY REPORT FORM

4500

Name, Address City, County, ZIP :

Station Code :

Reported Date (Month Year) :

Application :

12/5/01

Perry Nuclear Power Plant
 Perry Nuclear Power Plant
 10 Center Rd.
 Perry OH 44081

602

November 2001

31B00016*ED

Sampling Station Description :

Page 1 of 1

Discharge from Chemical Cleaning Lagoon

in(1) - Enter 1 for Continuous, 2 for Composite, 3 for Grab Sample	Reporting Lab :	Analyst :
in(2) - Enter frequency of sampling	CCB 125	Leo J. Harte

(1)	3	2	3	2	2	1	
(2)	1	998	1	998	998	999	
Day	(00400) pH S.U.	(00530) Total Suspended Solids S.U.	(00550) Oil and Grease, Total S.U.	(01042) Copper, Total (Cu) S.U.	(01045) Iron, Total (Fe) S.U.	(50050) Flow Rate S.U.	
01	AL						
02							
03							
04							
05							
06							
07							
08							
09							
10							
11							
12							
13							
14							
15							
16							
17							
18							
19							
20							
21							
22							
23							
24							
25							
26							
27							
28							
29							
30							
31							
TOTAL	0	0	0	0	0	0	0
AVG	0						
MAX	0						
MIN	0						

Additional Remarks :


No discharge for the month.

I certify under the penalty of law that I have personally examined and am familiar with the information submitted and based on my inquiry of those individuals immediately responsible for obtaining the information, I believe the submitted information is true, accurate and complete. I am aware that there are significant penalties for submitting false information, including the possibility of fine and imprisonment.

Form No EPA 4500 (8-91)

Formerly EPA SURI
 (Generated by SWIMS)

Date Report Completed:
 12/05/2001

Signature of Reporter:


Title of Reporter:
 VP, Nuclear, Perry

MONTHLY REPORT FORM

4500

Name, Address City, County, ZIP :

Station Code :

Reported Date (Month Year) :

Application :

12/5/01

Perry Nuclear Power Plant

800

November 2001

3IB00016*ED

Perry Nuclear Power Plant

Page 1 of 1

10 Center Rd.

Sampling Station Description :

PerryOH44081

Intake Water from Lake Erie

in(1) - Enter 1 for Continuous, 2 for Composite, 3 for Grab Sample

Reporting Lab :

Analyst :

in(2) - Enter frequency of sampling

CCB 125

Leo J. Harte

(1)	1						
(2)	999						
	(00011) Water Temperature F						
Day							
01	52						
02	52						
03	53						
04	54						
05	53						
06	52						
07	52						
08	52						
09	52						
10	52						
11	50						
12	49						
13	49						
14	49						
15	50						
16	51						
17	50						
18	51						
19	53						
20	49						
21	49						
22	49						
23	49						
24	49						
25	49						
26	49						
27	50						
28	50						
29	50						
30	50						
31							
TOTAL	1519	0	0	0	0	0	0
AVG	50.6333						
MAX	54						
MIN	49						

Additional Remarks :

I certify under the penalty of law that I have personally examined and am familiar with the information submitted and based on my inquiry of those individuals immediately responsible for obtaining the information, I believe the submitted information is true, accurate and complete. I am aware that there are significant penalties for submitting false information, including the possibility of fine and imprisonment.

Form No EPA 4500 (8-91)


Date Report Completed:

Signature of Reporter:

Title of Reporter:

Formerly EPA SURI
(Generated by SWIMS)

12/05/2001



VP, Nuclear, Perry