



**Pacific Gas and
Electric Company**

David H. Oatley
Vice President
Diablo Canyon Operations

Diablo Canyon Power Plant
P.O. Box 56
Avila Beach, CA 93424

805.545.4350
Fax: 805.545.4234

Date: October 20, 2001

PG&E Letter DCL-2001-563

California Regional Water Quality Control Board
Central Coast Region
Attn: Monitoring and Reporting Review Section
81 Higuera Street, #200
San Luis Obispo, CA 93401

Dear Mr. Briggs:

In accordance with Order 90-09, NPDES No. CA0003751, enclosed is the Third Quarter 2001 Report on Discharge Monitoring at Diablo Canyon Power Plant (Enclosure 1).

Facility Name: Pacific Gas & Electric Company
Diablo Canyon Power Plant

Address: P.O. Box 56
Avila Beach, CA 93424

Contact Person: Drew A. Squyres
Job Title: Supervisor, Environmental Operations
Phone Number: 545-4439

WDR/NPDES Order Number: Order No. 90-09, NPDES No. CA0003751

Type of Report: (check one)

QUARTERLY

ANNUAL



Quarter: (check one):

1st

2nd

3rd

4th



Year: 2001 (Annual Reports for DCPD are Jan-Dec)

Violation(s) (Place an X by the appropriate choice):

☒ **No** (there are no violations to report)

☐ **Yes**

If Yes is marked (complete a-g):

IE25

a) Parameter(s) in Violation:

**b) Section(s) of WDR/NPDES
Violated:**

c) Reported Value(s)

**d) WDR/NPDES
Limit/Condition:**

e) Dates of Violation(s)
(reference page of report/data sheet):

f) Explanation of Cause(s):
(attach additional information as needed)

(If "YES", see overview section of attached report)


g) Corrective Action(s):
(attach additional information as needed)

(If "YES", see overview section of attached report)

I certify under penalty of law that this document and all attachments were prepared under my direction or supervision in accordance with a system designed to assure that qualified personnel properly gather and evaluate the information submitted. Based on my inquiry of the person or persons who manage the system, or those persons directly responsible for gathering the information, the information submitted is, to the best of my knowledge and belief, true, accurate, and complete. The results of the influent and effluent monitoring presented are the observed results of the measurements and analyses required by the monitoring program, and is neither an assertion of the adequacy of any instrument reading or analytical result, nor an endorsement of the appropriateness of any analytical or measurement procedure. I am aware that there are significant penalties for submitting false information, including the possibility of fine and imprisonment for knowing violations.

If you have any questions, please contact Drew Squyres at (805) 545 - 4439.

Sincerely,

A handwritten signature in cursive script, appearing to read "D. H. Oatley", is written over a horizontal line.

Name: David H. Oatley
Title: V.P. Diablo Canyon Operations

2001563/RDH/kmo

PG&E Letter DCL-2001-563
Mr. Roger W. Briggs
October 20, 2001
Page 2

cc: Michael Thomas, CCRWQCB
81 Higuera Street, Suite 200
San Luis Obispo, CA 93401

Debra Johnston
California Department of Fish and Game
20 Lower Ragsdale, Suite 100
Monterey, California 93490

Regional Administrator, Region 9
U. S. Environmental Protection Agency
75 Hawthorne Street
San Francisco, CA 94105
Attention: Carey Houk (W-5-3)

Resident Inspector, David Proulx
U.S. Nuclear Regulatory Commission
Diablo Canyon Power Plant 104/5

Regional Administrator
U.S. Nuclear Regulatory Commission
Region IV
611 Ryan Plaza Dr., Suite 400
Arlington, TX 76011-8064

Director, Division of Reactor Projects
U. S. Nuclear Regulatory Commission
Region IV
611 Ryan Plaza Dr., Suite 400
Arlington, TX 76011-8064

Document Control Desk
U. S. Nuclear Regulatory Commission
Washington, D.C. 20555

Enclosure

PG&E Letter DCL-2001-563

ENCLOSURE 1

THIRD QUARTER 2001

**REPORT ON DISCHARGE MONITORING AT
DIABLO CANYON POWER PLANT**

PACIFIC GAS AND ELECTRIC COMPANY
NUCLEAR POWER GENERATION

Third Quarter 2001

REPORT ON
DISCHARGE MONITORING AT
DIABLO CANYON POWER PLANT

(NPDES No. CA0003751)

PACIFIC GAS AND ELECTRIC COMPANY

Third Quarter 2001

REPORT ON DISCHARGE MONITORING AT
DIABLO CANYON POWER PLANT

TABLE OF CONTENTS

	<u>page</u>
<u>OVERVIEW</u>	1
<u>SUMMARY OF MONITORING PROGRAM</u>	
A. <u>Monitoring of Plant Influent and Effluent</u>	2
B. <u>Monitoring of Receiving Waters</u>	2
C. <u>Acti-Brom Treatment Program</u>	3
APPENDIX 1: NPDES Discharge Points	
APPENDIX 2: Influent and Effluent Monitoring - July 2001	
APPENDIX 3: Influent and Effluent Monitoring - August 2001	
APPENDIX 4: Influent and Effluent Monitoring – September 2001	
APPENDIX 5: Acute Bioassay, August 9-13, 2001	
APPENDIX 6: Chronic Bioassay, August 10-12, 2001	

OVERVIEW

1. During the third quarter of 2001, discharges occurred from Discharge Paths 001 (once through cooling water), 001B, 001D, 001F, 001G, 001H, 001L, 001M, 001N, 001P, 002, 004, 003, and 005. No discharges occurred from Discharge Paths 001E, 001I, 001J, 001K, and 006 through 017. A list of all of the permit discharge pathways, including name and number, is provided in **Appendix 1**.
2. The substances listed in Table B of the 1990 California Ocean Plan were each analyzed for and reported in the permit renewal application for Diablo Canyon submitted in 1994. There have been no changes in the activities conducted at the plant that would have significantly affected the results previously reported in the 1994 renewal application. California Ocean Plan Table B substances that were not analyzed for this quarter were not added to the discharge stream.
3. During the third quarter of 2001, maintenance activities that required draining of closed cooling water systems were performed and are summarized below. PG&E received concurrence from the CCRWQCB in a letter dated July 19, 1995 (PG&E Letter DCL-95-156) regarding the use of glutaraldehyde and isothiazolin to control microbiological growth and corrosion in PG&E's closed cooling water systems. Discharges are drained at a flowrate such that the chronic toxicity level would be below the "No Observable Effect Concentration" (NOEC) at NPDES Discharge 001.

Date	System	Volume (gal)	Glutaraldehyde (mg/l)	Isothiazolin (mg/l)
7/26/01	Unit 2 SCW	30000	303	0
9/27/01	Unit 1 ICW	4000	279	8

SUMMARY OF MONITORING PROGRAM

A. Monitoring of Plant Influent and Effluent

1. The results of the July, August, and September 2001 plant influent and effluent monitoring are reported on Discharge Self Monitoring Report (DSMR) forms in **Appendices 2, 3, and 4**, respectively. Additional laboratory results are included behind the DSMR forms to ensure that all analytical data are reported.
2. Results from one acute bioassay on water sampled from Discharge 001, performed August 9-13, 2001, are included in **Appendix 5**. The acute toxicity test results show that toxicity was 0.00 (no mortality).
3. Results from one chronic bioassay on water sampled from Discharge 001, performed August 10-12, 2001, are included in **Appendix 6**. Test results show that chronic toxicity was 1.0 (no chronic toxicity).

B. Monitoring of Receiving Waters

1. Ecological Studies at Diablo Canyon

Ecological studies in the vicinity of Diablo Cove conducted during the third quarter continued under the Diablo Canyon Receiving Water Monitoring Program (RWMP) as requested in a letter from the Central Coast Regional Water Quality Control Board (CCRWWQCB) dated December 9, 1998 and as detailed in a letter (DCL-99-503) from PG&E dated January 8, 1999. This program includes tasks from the Ecological Monitoring Program (EMP) with additional stations and increased sampling frequencies. This program replaces the EMP and the Thermal Effects Monitoring Program (TEMP).

2. Shell debris deposition and foam studies were completed and reported as part of the revised RWMP described above.
3. In Situ Bioassay

Results of the Mussel Watch Program will be reported to the CCRWWQCB directly from the California Department of Fish and Game in their periodic report for this program.

C. Acti-Brom Treatment Program

Diablo Canyon Power Plant is continuing its use of the proprietary chemical Acti-Brom to control the growth of macrofouling organisms in its main circulating water conduits. Both circulating water conduits of each Unit can be chemically treated simultaneously. Each treated conduit typically received a twenty-minute injection every four hours (six injections a day) of Acti-Brom in combination with sodium hypochlorite (NaOCl). Each injection attempts to achieve a target concentration of 200 parts per billion Total Residual Oxidant (TRO) when measured at the inlet waterbox of the condenser. Discharge TRO, measured at the plant outfall, remained below NPDES limitations.

Simultaneous hypochlorite and Acti-Brom treatment of Unit 1 and Unit 2 conduits (all four conduits) continued six times daily throughout the third quarter with a brief interruption in early July due to a controller failure.

APPENDIX 1

DIABLO CANYON POWER PLANT

NPDES DISCHARGE POINTS	
DISCHARGE NUMBER	DESCRIPTION
001	Once-Through Cooling Water
001 A	Firewater Systems
001 B	Auxiliary Salt Water Cooling System
001 C	Discharge Deleted
001 D	Liquid Radioactive Waste Treatment System
001 E	Service Cooling Water System
001 F	Turbine Building Sump
001 G	Make-Up Water System Waste Effluent
001 H	Condensate Demineralizer Regenerant
001 I	Seawater Evaporator Blowdown
001 J	Condensate Pumps Discharge Header Overboard
001 K	Condenser Tube Sheet Leak Detection Dump Tank Overboard
001 L	Steam Generator Blowdown
001 M	Wastewater Holding and Treatment System
001 N	Sanitary Wastewater Treatment System
001 P	Seawater Reverse Osmosis System Blowdown
002	Intake Structure Building Floor Drains
003	Intake Screen Wash
004	Bio Lab and Storm Water Runoff
005, 008, 009, 013, 014, 015	Yard Storm Drains
006, 007, 010, 011, 012	Storm Water Runoff
016	Bio Lab Seawater Supply Pump Valve Drain
017	Seawater Reverse Osmosis System Blowdown Drain

APPENDIX 2

DIABLO CANYON POWER PLANT

Influent and Effluent Monitoring

July 2001

CALIFORNIA REGIONAL WATER QUALITY
CONTROL BOARD
CENTRAL COAST REGION
81 HIGUERA
SAN LUIS OBISPO, CA 93401

DISCHARGE SELF MONITORING REPORT


PACIFIC GAS AND ELECTRIC CO.
DIABLO CANYON NUCLEAR POWER PLANT
PO BOX 56
AVILA BEACH, CALIF 93424

PAGE: (M) 1

FACILITY I.D. 3 402003001		YEAR / MO / DAY BEGINNING 01 / 07 / 01			YEAR / MO / DAY ENDING 01 / 07 / 31			STATE CODE 06		NPDES PERMIT # CA0003751		
STATION ANALYSIS UNITS SMPL TYPE FREQ.	INFLUENT TEMPERATURE DEGREES F METERED CONTINUOUS	EFFLUENT 001 TEMPERATURE DEGREES F METERED CONTINUOUS	DELTA TEMP TEMPERATURE DEGREES F METERED CONTINUOUS	EFFLUENT 001 FLOW MGD RECORDED DAILY	INFLUENT pH pH UNITS GRAB MONTHLY	EFFLUENT 001 pH pH UNITS GRAB MONTHLY (**)	EFFLUENT 001P pH pH UNITS GRAB MONTHLY	EFFLUENT 002 pH pH UNITS GRAB MONTHLY				
	*	*	*	*	*	*	*	*				
1	54.6	73.6	19.0	2486	7.9	8.0	7.7	2 8.0				
2	54.8	73.9	19.1	2486								
3	56.1	75.1	19.0	2486								
4	56.1	75.3	19.2	2486								
5	54.8	73.9	19.1	2486								
6	54.7	73.7	19.0	2486								
7	56.2	74.9	18.7	2486								
8	56.0	75.1	19.1	2486								
9	55.1	74.2	19.1	2486								
10	55.1	74.1	19.0	2486								
11	55.3	74.2	18.9	2486								
12	54.0	73.3	19.3	2486								
13	52.7	71.9	19.2	2486								
14	51.9	71.0	19.1	2486								
15	52.3	71.2	18.9	2486								
16	52.9	71.8	18.9	2486								
17	53.1	72.0	18.9	2486								
18	53.0	71.9	18.9	2486								
19	53.0	72.0	19.0	2486								
20	52.6	71.8	19.2	2486								
21	52.8	72.0	19.2	2486								
22	52.7	71.9	19.2	2486								
23	52.5	71.7	19.2	2486								
24	54.0	73.1	19.1	2486								
25	54.4	73.6	19.2	2486								
26	54.0	73.1	19.1	2486								
27	53.4	72.6	19.2	2486								
28	53.4	72.6	19.2	2486								
29	53.5	72.7	19.2	2486								
30	53.3	72.5	19.2	2486								
31	53.6	72.6	19.0	2486								
MONTHLY AVG	53.9	73.0	19.1	2486	7.9	8.0	7.7	8.0				
MONTHLY HIGH	56.2	75.3	19.3	2486	7.9	8.0	7.7	8.0				
MONTHLY LOW	51.9	71.0	18.7	2486	7.9	8.0	7.7	8.0				
TIMES EXCEEDED	NO LIMIT	NO LIMIT	MAX 22 = 0	MAX 2760 = 0	NO LIMIT	NO LIMIT	NO LIMIT	NO LIMIT				
TIMES EXCEEDED			(**)									
TIMES EXCEEDED												

REMARKS: * NUMBER OF SAMPLES TAKEN DURING THE DAY.
** EXCEPT DURING DEMUSSELING.
*** DAILY WHEN DISCHARGING CHEMICAL CLEANING WASTES FROM DISCHARGES 001D, F, I, L, AND/OR M.

PRINCIPAL EXECUTIVE OFFICER
GREGORY M. RUEGER

SIGNATURE OF AUTHORIZED AGENT	DATE
	10/20/2001

CALIFORNIA REGIONAL WATER QUALITY
CONTROL BOARD
CENTRAL COAST REGION
81 HIGUERA
SAN LUIS OBISPO, CA 93401

DISCHARGE SELF MONITORING REPORT


PACIFIC GAS AND ELECTRIC CO.
DIABLO CANYON NUCLEAR POWER PLANT
PO BOX 56
AVILA BEACH, CALIF 93424

PAGE: (M) 2

FACILITY I.D. 3 402003001		YEAR / MO / DAY BEGINNING 01 / 07 / 01		YEAR / MO / DAY ENDING 01 / 07 / 31		STATE CODE 06		NPDES PERMIT # CA0003751	
STATION ANALYSIS UNITS SMPL TYPE FREQ.	EFFLUENT 003 pH pH UNITS GRAB MONTHLY	EFFLUENT 004 pH pH UNITS GRAB MONTHLY	EFFLUENT 001N OIL & GREASE mg/l COMPOSITE WEEKLY	EFFLUENT 001P OIL & GREASE mg/l GRAB WEEKLY (**)	EFFLUENT 003 OIL & GREASE mg/l GRAB WEEKLY (***)	EFFLUENT 001F OIL & GREASE mg/l GRAB MONTHLY	EFFLUENT 001 T CHLOR RES ug/l GRAB 2 per CYCLE	EFFLUENT 001 CHLORINE USED lbs/day RECORDED MONTHLY	
1							12	34	
2							12	34	
3	7.9	8.0	3 ND(5)				12	29	
4							12	22	
5							12	50	
6							12	29	
7							12	18	
8							12	10	
9							11	< 10	
10							6	14	
11							12	< 10	
12			3 ND(5)				12	24	
13							12	32	
14							12	35	
15							12	41	
16							12	41	
17							12	38	
18							12	31	
19			3 ND(5)				12	66	
20							12	79	
21							12	50	
22							12	45	
23							12	38	
24						< 3	12	20	
25			3 ND(5)				12	22	
26							12	31	
27							12	29	
28							12	24	
29							12	24	
30							12	18	
31							12	22	
MONTHLY AVG	7.9	8.0	ND(5)	NO	NO	< 3	31	787	
MONTHLY HIGH	7.9	8.0	ND(5)	DISCHARGE	DISCHARGE	< 3	79	864	
MONTHLY LOW	7.9	8.0	ND(5)			< 3	< 10	410	
TIMES EXCEEDED	NO LIMIT	NO LIMIT	MO AVG 15 = 0	MO AVG 15 = 0	MO AVG 15 = 0	MO AVG 15 = 0	I MAX 200 = 0	NO LIMIT	
TIMES EXCEEDED			D MAX 20 = 0	D MAX 20 = 0	D MAX 20 = 0	D MAX 20 = 0			
TIMES EXCEEDED									

REMARKS: * NUMBER OF SAMPLES TAKEN DURING THE DAY.
** WHEN 001N IS DISCHARGING TO 001P.
*** WHEN 001P IS DISCHARGING TO 003.

PRINCIPAL EXECUTIVE OFFICER
GREGORY M. RUEGER

SIGNATURE OF AUTHORIZED AGENT	DATE
	10/20/2001

CALIFORNIA REGIONAL WATER QUALITY
CONTROL BOARD
CENTRAL COAST REGION
81 HIGUERA
SAN LUIS OBISPO, CA 93401

DISCHARGE SELF MONITORING REPORT

PACIFIC GAS AND ELECTRIC CO.
DIABLO CANYON NUCLEAR POWER PLANT
PO BOX 56
AVILA BEACH, CALIF 93424

PAGE: (M) 3

FACILITY I.D. 3 402003001		YEAR / MO / DAY BEGINNING 01 / 07 / 01		YEAR / MO / DAY ENDING 01 / 07 / 31		STATE CODE 06		NPDES PERMIT # CA0003751	
STATION ANALYSIS UNITS SMPL TYPE FREQ.	EFF 001N=>003 TOTL COLIFORM MPN/100ml GRAB 4 TIMES/WEEK	EFF 001N=>003 FECAL COLIFORM MPN/100ml GRAB 4 TIMES/WEEK	EFFLUENT 001D SUSPENDED SOLIDS mg/1 1st FLTR mg/1 2nd FLTR GRAB MONTHLY			EFFLUENT 001F SUSPENDED SOLIDS mg/1 1st FLTR mg/1 2nd FLTR GRAB MONTHLY			
1									
2									
3			3	8	3	<	1	3 ** 7	
4									
5									
6				3				ND(5)	
7									
8									
9				9		<	1	9	
10									
11									
12									
13									
14									
15									
16									
17									
18									
19									
20									
21									
22									
23									
24			2	9		<	1	2 ** 9	
25								4	
26								<	
27								1	
28								ND(5)	
29									
30									
31									
MONTHLY AVG	NO DISCHARGE		NO DISCHARGE		**		5	ND(5)	
MONTHLY HIGH							95	ND(5)	
MONTHLY LOW							ND(5)	ND(5)	
TIMES EXCEEDED	80% SMPLS>1K	MEAN>200 =	NO LIMIT	NO LIMIT	MO AVG 30 = 0	NO LIMIT	NO LIMIT	MO AVG 30 = 0	
TIMES EXCEEDED		90 % SMPLS>400			D MAX 100 = 0			D MAX 100 = 0	
TIMES EXCEEDED	I MAX >10K								

REMARKS: * NUMBER OF SAMPLES TAKEN DURING THE DAY.
** FLOW-WEIGHTED AVERAGES REPORTED.

PRINCIPAL EXECUTIVE OFFICER
GREGORY M. RUEGER

SIGNATURE OF AUTHORIZED AGENT	DATE
<i>DA Drew Squires</i>	10/20/2001

CALIFORNIA REGIONAL WATER QUALITY
CONTROL BOARD
CENTRAL COAST REGION
81 HIGUERA
SAN LUIS OBISPO, CA 93401

DISCHARGE SELF MONITORING REPORT


PACIFIC GAS AND ELECTRIC CO.
DIABLO CANYON NUCLEAR POWER PLANT
PO BOX 56
AVILA BEACH, CALIF 93424

PAGE: (M) 4

FACILITY I.D. 3 402003001		YEAR / MO / DAY BEGINNING 01 / 07 / 01		YEAR / MO / DAY ENDING 01 / 07 / 31		STATE CODE 06		NPDES PERMIT # CA0003751	
STATION ANALYSIS UNITS SMPL TYPE FREQ.	EFFLUENT 001G SUSPENDED SOLIDS mg/1 1st FLTR mg/1 2nd FLTR GRAB MONTHLY			EFFLUENT 001H SUSPENDED SOLIDS mg/1 1st FLTR mg/1 2nd FLTR GRAB MONTHLY					
1									
2									
3	< 1	< 1	ND(5)	< 1	< 1	ND(5)			
4									
5									
6									
7									
8									
9									
10									
11									
12									
13									
14									
15									
16									
17									
18									
19									
20									
21									
22									
23									
24									
25									
26									
27									
28									
29									
30									
31									
MONTHLY AVG			ND(5)	ND(5)					
MONTHLY HIGH			ND(5)	ND(5)					
MONTHLY LOW			ND(5)	ND(5)					
TIMES EXCEEDED		NO LIMIT	NO LIMIT	MO AVG 30=0	NO LIMIT	NO LIMIT	MO AVG 30=0		
TIMES EXCEEDED				D MAX 100 = 0			D MAX 100 = 0		
TIMES EXCEEDED									

REMARKS: * NUMBER OF SAMPLES TAKEN DURING THE DAY.

PRINCIPAL EXECUTIVE OFFICER
GREGORY M. RUEGER

SIGNATURE OF AUTHORIZED AGENT	DATE
 Drew Squyres	10/20/2001

CALIFORNIA REGIONAL WATER QUALITY
CONTROL BOARD
CENTRAL COAST REGION
81 HIGUERA
SAN LUIS OBISPO, CA 93401

DISCHARGE SELF MONITORING REPORT

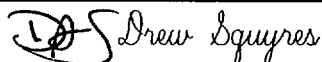
PACIFIC GAS AND ELECTRIC CO.
DIABLO CANYON NUCLEAR POWER PLANT
PO BOX 56
AVILA BEACH, CALIF 93424

PAGE: (M) 5

FACILITY I.D. 3 402003001		YEAR / MO / DAY BEGINNING 01 / 07 / 01		YEAR / MO / DAY ENDING 01 / 07 / 31		STATE CODE 06		NPDES PERMIT # CA0003751	
STATION ANALYSIS UNITS SMPL TYPE FREQ.	EFFLUENT 001I SUSPENDED SOLIDS mg/1 1st FLTR mg/1 2nd FLTR mg/1 NET GRAB MONTHLY			EFFLUENT 001J SUSPENDED SOLIDS mg/1 1st FLTR mg/1 2nd FLTR mg/1 NET GRAB MONTHLY					
1									
2									
3									
4									
5									
6									
7									
8									
9									
10									
11									
12									
13									
14									
15									
16									
17									
18									
19									
20									
21									
22									
23									
24									
25									
26									
27									
28									
29									
30									
31									
MONTHLY AVG	NO			NO					
MONTHLY HIGH	DISCHARGE			DISCHARGE					
MONTHLY LOW									
TIMES EXCEEDED	NO LIMIT	NO LIMIT	MO AVG 30 = 0	NO LIMIT	NO LIMIT	MO AVG 30 = 0			
TIMES EXCEEDED			MAX 100 = 0			MAX 100 = 0			
TIMES EXCEEDED									

REMARKS: * NUMBER OF SAMPLES TAKEN DURING THE DAY.

PRINCIPAL EXECUTIVE OFFICER
GREGORY M. RUEGER

SIGNATURE OF AUTHORIZED AGENT	DATE
 Drew Squires	10/20/2001

CALIFORNIA REGIONAL WATER QUALITY
CONTROL BOARD
CENTRAL COAST REGION
81 HIGUERA
SAN LUIS OBISPO, CA 93401

DISCHARGE SELF MONITORING REPORT


PACIFIC GAS AND ELECTRIC CO.
DIABLO CANYON NUCLEAR POWER PLANT
PO BOX 56
AVILA BEACH, CALIF 93424

PAGE: (M) 6

FACILITY I.D. 3 402003001		YEAR / MO / DAY BEGINNING 01 / 07 / 01		YEAR / MO / DAY ENDING 01 / 07 / 31		STATE CODE 06		NPDES PERMIT # CA0003751	
STATION ANALYSIS UNITS SMPL TYPE FREQ.	EFFLUENT 001K SUSPENDED SOLIDS mg/1 1st FLTR mg/1 2nd FLTR mg/1 NET GRAB MONTHLY			EFFLUENT 001L SUSPENDED SOLIDS mg/1 1st FLTR mg/1 2nd FLTR mg/1 NET GRAB MONTHLY					
1									
2									
3					3	<	1	3	<
4									1
5									ND(5)
6									
7									
8									
9									
10									
11									
12									
13									
14									
15									
16									
17									
18									
19									
20									
21									
22									
23									
24									
25									
26									
27									
28									
29									
30									
31									
MONTHLY AVG		NO			DISCHARGE		ND(5)		
MONTHLY HIGH							ND(5)		
MONTHLY LOW							ND(5)		
TIMES EXCEEDED		NO LIMIT		NO LIMIT		MO AVG 30 = 0		NO LIMIT	
TIMES EXCEEDED						D MAX 100 = 0		NO LIMIT	
TIMES EXCEEDED								MO AVG 30 = 0	
								D MAX 100 = 0	

REMARKS: * NUMBER OF SAMPLES TAKEN DURING THE DAY.

PRINCIPAL EXECUTIVE OFFICER
GREGORY M. RUEGER

SIGNATURE OF AUTHORIZED AGENT	DATE
 Drew Squires	10/20/2001

CALIFORNIA REGIONAL WATER QUALITY
CONTROL BOARD
CENTRAL COAST REGION
81 HIGUERA
SAN LUIS OBISPO, CA 93401

DISCHARGE SELF MONITORING REPORT

PACIFIC GAS AND ELECTRIC CO.
DIABLO CANYON NUCLEAR POWER PLANT
PO BOX 56
AVILA BEACH, CALIF 93424

PAGE: (M) 7

FACILITY I.D. 3 402003001		YEAR / MO / DAY BEGINNING 01 / 07 / 01		YEAR / MO / DAY ENDING 01 / 07 / 31		STATE CODE 06		NPDES PERMIT # CA0003751	
STATION ANALYSIS UNITS SMPL TYPE FREQ.	EFFLUENT 001M SUSPENDED SOLIDS mg/l 1st FLTR mg/l 2nd FLTR mg/l NET GRAB MONTHLY			EFFLUENT 001N SUSPENDED SLDS mg/l COMPOSITE WEEKLY		EFFLUENT 001P SUSPENDED SOLIDS mg/l 1st FLTR mg/l 2nd FLTR mg/l NET GRAB MONTHLY			
1									
2									
3				30	2	6	2	5	
4									
5									
6									
7									
8									
9									
10									
11									
12				27					
13									
14									
15									
16									
17									
18									
19				10					
20									
21									
22									
23									
24									
25				17					
26									
27									
28									
29									
30									
31									
MONTHLY AVG		NO		21				5	
MONTHLY HIGH		DISCHARGE		30				5	
MONTHLY LOW				10				5	
TIMES EXCEEDED		NO LIMIT	NO LIMIT	MO AVG 30 = 0	MO AVG 60 = 0	NO LIMIT	NO LIMIT	MO AVG 30 = 0	
TIMES EXCEEDED				D MAX 100 = 0				D MAX 100 = 0	
TIMES EXCEEDED									

REMARKS: * NUMBER OF SAMPLES TAKEN DURING THE DAY.

PRINCIPAL EXECUTIVE OFFICER
GREGORY M. RUEGER

SIGNATURE OF AUTHORIZED AGENT	DATE
<i>Drew Squires</i>	10/20/2001

CALIFORNIA REGIONAL WATER QUALITY
CONTROL BOARD
CENTRAL COAST REGION
81 HIGUERA
SAN LUIS OBISPO, CA 93401

DISCHARGE SELF MONITORING REPORT


PACIFIC GAS AND ELECTRIC CO.
DIABLO CANYON NUCLEAR POWER PLANT
PO BOX 56
AVILA BEACH, CALIF 93424

PAGE: (M) 8

FACILITY I.D. 3 402003001		YEAR / MO / DAY BEGINNING 01 / 07 / 01		YEAR / MO / DAY ENDING 01 / 07 / 31		STATE CODE 06		NPDES PERMIT # CA0003751			
STATION ANALYSIS UNITS SMPL TYPE FREQ.	EFFLUENT 002 SUSPENDED SOLIDS			EFFLUENT 003 SUSPENDED SOLIDS							
	mg/1 1st FLTR	mg/1 2nd FLTR GRAB MONTHLY	mg/1 NET	mg/1 1st FLTR	mg/1 2nd FLTR GRAB MONTHLY	mg/1 NET					
1											
2											
3	2	2	2	1	2	ND(5)	2	3	2	2	ND(5)
4											
5											
6											
7											
8											
9											
10											
11											
12											
13											
14											
15											
16											
17											
18											
19											
20											
21											
22											
23											
24											
25											
26											
27											
28											
29											
30											
31											
MONTHLY AVG			ND(5)			ND(5)					
MONTHLY HIGH			ND(5)			ND(5)					
MONTHLY LOW			ND(5)			ND(5)					
TIMES EXCEEDED		NO LIMIT	NO LIMIT	MO AVG 30 = 0	NO LIMIT	NO LIMIT	MO AVG 30 = 0				
TIMES EXCEEDED				D MAX 100 = 0			D MAX 100 = 0				
TIMES EXCEEDED											

REMARKS: * NUMBER OF SAMPLES TAKEN DURING THE DAY.

PRINCIPAL EXECUTIVE OFFICER
GREGORY M. RUEGER

SIGNATURE OF AUTHORIZED AGENT	DATE
 Drew Squires	10/20/2001

CALIFORNIA REGIONAL WATER QUALITY
CONTROL BOARD
CENTRAL COAST REGION
81 HIGUERA
SAN LUIS OBISPO, CA 93401

DISCHARGE SELF MONITORING REPORT

PACIFIC GAS AND ELECTRIC CO.
DIABLO CANYON NUCLEAR POWER PLANT
PO BOX 56
AVILA BEACH, CALIF 93424

PAGE: (M) 9

FACILITY I.D. 3 402003001		YEAR / MO / DAY BEGINNING 01 / 07 / 01		YEAR / MO / DAY ENDING 01 / 07 / 31		STATE CODE 06		NPDES PERMIT # CA0003751	
STATION ANALYSIS UNITS SMPL TYPE FREQ.	EFFLUENT 003 SUSPENDED SOLIDS mg/1 1st FLTR mg/1 2nd FLTR mg/1 NET GRAB WEEKLY WHEN 001N & 001P => 003			EFFLUENT 001N SETTL SOLIDS ml/1 GRAB WEEKLY	EFFLUENT 001 T CHROMIUM ug/1 GRAB MONTHLY	EFFLUENT 001 COPPER ug/1 GRAB MONTHLY	EFFLUENT 001 NICKEL ug/1 GRAB MONTHLY	EFFLUENT 001 ZINC ug/1 GRAB MONTHLY	
1	*	*	*	*	*	*	*	*	
2									
3				ND(0.1)	ND(10)	ND(10)	ND(10)	ND(10)	
4									
5									
6									
7									
8									
9									
10									
11									
12				ND(0.1)					
13									
14									
15									
16									
17									
18									
19				ND(0.1)					
20									
21									
22									
23									
24									
25				ND(0.1)					
26									
27									
28									
29									
30									
31									
MONTHLY AVG	NO			ND(0.1)	ND(10)	ND(10)	ND(10)	ND(10)	
MONTHLY HIGH	DISCHARGE			ND(0.1)	ND(10)	ND(10)	ND(10)	ND(10)	
MONTHLY LOW				ND(0.1)	ND(10)	ND(10)	ND(10)	ND(10)	
TIMES EXCEEDED	NO LIMIT	NO LIMIT	MO AVG 30 = 0	MO AVG 1.0 = 0	6M-MED 10 = 0	6M-MED 10 = 0	6M-MED 30 = 0	6M-MED 70 = 0	
TIMES EXCEEDED			D MAX 100 = 0	D MAX 3.0 = 0	D MAX 40 = 0	D MAX 50 = 0	D MAX 100 = 0	D MAX 380 = 0	
TIMES EXCEEDED					I MAX 100 = 0	I MAX 140 = 0	I MAX 260 = 0	I MAX 990 = 0	

REMARKS: * NUMBER OF SAMPLES TAKEN DURING THE DAY.

PRINCIPAL EXECUTIVE OFFICER
GREGORY M. RUEGER

SIGNATURE OF AUTHORIZED AGENT	DATE
<i>Drew Squires</i>	10/20/2001

CALIFORNIA REGIONAL WATER QUALITY
CONTROL BOARD
CENTRAL COAST REGION
81 HIGUERA
SAN LUIS OBISPO, CA 93401

DISCHARGE SELF MONITORING REPORT

PACIFIC GAS AND ELECTRIC CO.
DIABLO CANYON NUCLEAR POWER PLANT
PO BOX 56
AVILA BEACH, CALIF 93424


PAGE: (Q) 1

FACILITY I.D. 3 402003001	YEAR / MO / DAY BEGINNING 01 / 07 / 01		YEAR / MO / DAY ENDING 01 / 07 / 31		STATE CODE 06		NPDES PERMIT # CA0003751	
STATION ANALYSIS UNITS SMPL TYPE FREQ.	INFLUENT T CHROMIUM ug/l GRAB JA/AP/JUL/OCT	INFLUENT COPPER ug/l GRAB JA/AP/JUL/OCT	INFLUENT NICKEL ug/l GRAB JA/AP/JUL/OCT	INFLUENT AMMONIA (N) ug/l GRAB JA/AP/JUL/OCT	EFFLUENT 001 AMMONIA (N) ug/l GRAB JA/AP/JUL/OCT	EFFLUENT 001D OIL & GREASE mg/l GRAB JA/AP/JUL/OCT	EFFLUENT 001G OIL & GREASE mg/l GRAB JA/AP/JUL/OCT	EFFLUENT 001H OIL & GREASE mg/l GRAB JA/AP/JUL/OCT
	*	*	*	*	*	*	*	*
1								
2								
3	ND(10)	ND(10)	ND(10)	ND(200)	ND(200)	3	3	< 3
4								< 3
5								
6								
7								
8								
9							5	
10								
11								
12								
13								
14								
15								
16								
17								
18								
19								
20								
21								
22								
23								
24							5	
25								
26								
27								
28								
29								
30								
31								
MONTHLY AVG	ND(10)	ND(10)	ND(10)	ND(200)	ND(200)	** < 3	< 3	< 3
MONTHLY HIGH	ND(10)	ND(10)	ND(10)	ND(200)	ND(200)		5	< 3
MONTHLY LOW	ND(10)	ND(10)	ND(10)	ND(200)	ND(200)	< 3		< 3
TIMES EXCEEDED	NO LIMIT	NO LIMIT	NO LIMIT	NO LIMIT	6M-MED 3060 = 0	MO AVG 15 = 0	MO AVG 15 = 0	MO AVG 15 = 0
TIMES EXCEEDED					D MAX 12240 = 0	D MAX 20 = 0	D MAX 20 = 0	D MAX 20 = 0
TIMES EXCEEDED					I MAX 30600 = 0			

REMARKS: * NUMBER OF SAMPLES TAKEN DURING THE DAY.
** FLOW-WEIGHTED AVERAGE RESULT REPORTED.

PRINCIPAL EXECUTIVE OFFICER

GREGORY M. RUEGER

SIGNATURE OF AUTHORIZED AGENT	DATE
 Drew Squires	10/20/2001

CALIFORNIA REGIONAL WATER QUALITY
CONTROL BOARD
CENTRAL COAST REGION
81 HIGUERA
SAN LUIS OBISPO, CA 93401

DISCHARGE SELF MONITORING REPORT

PACIFIC GAS AND ELECTRIC CO.
DIABLO CANYON NUCLEAR POWER PLANT
PO BOX 56
AVILA BEACH, CALIF 93424

PAGE: (Q) 2

FACILITY I.D. 3 402003001		YEAR / MO / DAY BEGINNING 01 / 07 / 01		YEAR / MO / DAY ENDING 01 / 07 / 31		STATE CODE 06		NPDES PERMIT # CA0003751	
STATION ANALYSIS UNITS SMPL TYPE FREQ.	EFFLUENT 001I OIL & GREASE mg/l GRAB JA/AP/JUL/OCT	EFFLUENT 001J OIL & GREASE mg/l GRAB JA/AP/JUL/OCT	EFFLUENT 001K OIL & GREASE mg/l GRAB JA/AP/JUL/OCT	EFFLUENT 001L OIL & GREASE mg/l GRAB JA/AP/JUL/OCT	EFFLUENT 001M OIL & GREASE mg/l GRAB JA/AP/JUL/OCT	EFFLUENT 001P OIL & GREASE mg/l GRAB JA/AP/JUL/OCT	EFFLUENT 002 OIL & GREASE mg/l GRAB JA/AP/JUL/OCT	EFFLUENT 003 OIL & GREASE mg/l GRAB JA/AP/JUL/OCT	
1									
2									
3				2	< 3		< 3	2 < 3 < 3	
4									
5									
6									
7									
8									
9									
10									
11									
12									
13									
14									
15									
16									
17									
18									
19									
20									
21									
22									
23									
24									
25									
26									
27									
28									
29									
30									
31									
MONTHLY AVG	NO	NO	NO	< 3	NO	< 3	< 3	< 3	
MONTHLY HIGH	DISCHARGE	DISCHARGE	DISCHARGE	< 3	DISCHARGE	< 3	< 3	< 3	
MONTHLY LOW				< 3		< 3	< 3	< 3	
TIMES EXCEEDED	MO AVG 15 = 0	MO AVG 15 = 0	MO AVG 15 = 0	MO AVG 15 = 0	MO AVG 15 = 0	MO AVG 15 = 0	MO AVG 15 = 0	MO AVG 15 = 0	
TIMES EXCEEDED	D MAX 20 = 0	D MAX 20 = 0	D MAX 20 = 0	D MAX 20 = 0	D MAX 20 = 0	D MAX 20 = 0	D MAX 20 = 0	D MAX 20 = 0	
TIMES EXCEEDED									

REMARKS: * NUMBER OF SAMPLES TAKEN DURING THE DAY.

PRINCIPAL EXECUTIVE OFFICER
GREGORY M. RUEGER

SIGNATURE OF AUTHORIZED AGENT	DATE
<i>Drew Squires</i>	10/20/2001

CALIFORNIA REGIONAL WATER QUALITY
CONTROL BOARD
CENTRAL COAST REGION
81 HIGUERA
SAN LUIS OBISPO, CA 93401

DISCHARGE SELF MONITORING REPORT

PACIFIC GAS AND ELECTRIC CO.
DIABLO CANYON NUCLEAR POWER PLANT
PO BOX 56
AVILA BEACH, CALIF 93424

PAGE: (Q) 3

FACILITY I.D. 3 402003001		YEAR / MO / DAY BEGINNING 01 / 07 / 01		YEAR / MO / DAY ENDING 01 / 07 / 31		STATE CODE 06		NPDES PERMIT # CA0003751	
STATION ANALYSIS UNITS SMPL TYPE FREQ.	EFFLUENT 004 OIL & GREASE mg/l GRAB JA/AP/JUL/OCT	EFFLUENT 001 TOX CONCEN TU GRAB JA/AP/JUL/OCT	EFFLUENT 001D CADMIUM ug/l QTRLY COMP JA/AP/JUL/OCT	EFFLUENT 001H CADMIUM ug/l QTRLY COMP JA/AP/JUL/OCT	EFFLUENT 001L CADMIUM ug/l QTRLY COMP JA/AP/JUL/OCT	EFFLUENT 001F CADMIUM ug/l 1 WEEK COMP JA/AP/JUL/OCT			
	*	*	*	*	*	*	*		
1									
2									
3	< 3								
4									
5									
6			ND(5)	2	ND(5)	2	ND(5)	ND(5)	
7									
8									
9									
10									
11									
12									
13									
14									
15									
16									
17									
18									
19									
20									
21									
22									
23									
24									
25									
26									
27									
28									
29									
30									
31									
MONTHLY AVG	< 3	**	ND(5)	ND(5)	ND(5)	ND(5)	ND(5)		
MONTHLY HIGH	< 3		ND(5)	ND(5)	ND(5)	ND(5)	ND(5)		
MONTHLY LOW	< 3		ND(5)	ND(5)	ND(5)	ND(5)	ND(5)		
TIMES EXCEEDED	MO AVG 15 = 0		NO LIMIT		NO LIMIT		NO LIMIT		NO LIMIT
TIMES EXCEEDED	D MAX 20 = 0								
TIMES EXCEEDED	6M-MED 0.26=0								

REMARKS: * NUMBER OF SAMPLES TAKEN DURING THE DAY.
** TOXICITY TESTING PERFORMED AND RESULTS REPORTED IN AUGUST.

PRINCIPAL EXECUTIVE OFFICER

GREGORY M. RUEGER

SIGNATURE OF AUTHORIZED AGENT	DATE
<i>Drew Squires</i>	10/20/2001

CALIFORNIA REGIONAL WATER QUALITY
CONTROL BOARD
CENTRAL COAST REGION
81 HIGUERA
SAN LUIS OBISPO, CA 93401

DISCHARGE SELF MONITORING REPORT

PACIFIC GAS AND ELECTRIC CO.
DIABLO CANYON NUCLEAR POWER PLANT
PO BOX 56
AVILA BEACH, CALIF 93424

PAGE: (Q) 4

FACILITY I.D.	YEAR / MO / DAY		YEAR / MO / DAY		STATE CODE		NPDES PERMIT #	
3 402003001	BEGINNING	01 / 07 / 01	ENDING	01 / 07 / 31	06		CA0003751	
STATION ANALYSIS UNITS SMPL TYPE FREQ.	EFFLUENT 001D CHROMIUM ug/l QTRLY COMP JA/AP/JUL/OCT	EFFLUENT 001H T CHROMIUM ug/l QTRLY COMP JA/AP/JUL/OCT	EFFLUENT 001L T CHROMIUM ug/l QTRLY COMP JA/AP/JUL/OCT	EFFLUENT 001F T CHROMIUM ug/l 1 WEEK COMP JA/AP/JUL/OCT	EFFLUENT 001D COPPER ug/l QTRLY COMP JA/AP/JUL/OCT	EFFLUENT 001H COPPER ug/l QTRLY COMP JA/AP/JUL/OCT	EFFLUENT 001L COPPER ug/l QTRLY COMP JA/AP/JUL/OCT	EFFLUENT 001F COPPER ug/l 1 WEEK COMP JA/AP/JUL/OCT
1								
2								
3								
4								
5								
6	ND(10)	2 < 20	2 ND(10)	ND(10)	10	2 80	2 < 20	10
7								
8								
9								
10								
11								
12								
13								
14								
15								
16								
17								
18								
19								
20								
21								
22								
23								
24								
25								
26								
27								
28								
29								
30								
31								
MONTHLY AVG	ND(10)	< 20	ND(10)	ND(10)	10	80	< 20	10
MONTHLY HIGH	ND(10)	20	ND(10)	ND(10)	10	110	20	10
MONTHLY LOW	ND(10)	10	ND(10)	ND(10)	10	50	10	10
TIMES EXCEEDED	NO LIMIT	NO LIMIT	NO LIMIT	NO LIMIT	NO LIMIT	NO LIMIT	NO LIMIT	NO LIMIT
TIMES EXCEEDED								
TIMES EXCEEDED								

REMARKS: * NUMBER OF SAMPLES TAKEN DURING THE DAY.

PRINCIPAL EXECUTIVE OFFICER
GREGORY M. RUEGER

SIGNATURE OF AUTHORIZED AGENT	DATE
<i>Drew Squires</i>	10/20/2001

CALIFORNIA REGIONAL WATER QUALITY
CONTROL BOARD
CENTRAL COAST REGION
81 HIGUERA
SAN LUIS OBISPO, CA 93401

DISCHARGE SELF MONITORING REPORT

PACIFIC GAS AND ELECTRIC CO.
DIABLO CANYON NUCLEAR POWER PLANT
PO BOX 56
AVILA BEACH, CALIF 93424

PAGE: (Q) 5

FACILITY I.D. 3 402003001	YEAR / MO / DAY BEGINNING 01 / 07 / 01		YEAR / MO / DAY ENDING 01 / 07 / 31		STATE CODE 06		NPDES PERMIT # CA0003751			
STATION ANALYSIS UNITS SMPL TYPE FREQ.	EFFLUENT 001D LEAD ug/l QTRLY COMP JA/AP/JUL/OCT	EFFLUENT 001H LEAD ug/l QTRLY COMP JA/AP/JUL/OCT	EFFLUENT 001L LEAD ug/l QTRLY COMP JA/AP/JUL/OCT	EFFLUENT 001F LEAD ug/l 1 WEEK COMP JA/AP/JUL/OCT	EFFLUENT 001D MERCURY ug/l QTRLY COMP JA/AP/JUL/OCT	EFFLUENT 001H MERCURY ug/l QTRLY COMP JA/AP/JUL/OCT	EFFLUENT 001L MERCURY ug/l QTRLY COMP JA/AP/JUL/OCT	EFFLUENT 001F MERCURY ug/l 1 WEEK COMP JA/AP/JUL/OCT		
	*	*	*	*	*	*	*	*		
1										
2										
3										
4										
5										
6	ND(50)	2	ND(200)	2	ND(10)	0.2	2	ND(0.2)	0.4	ND(0.2)
7										
8										
9										
10										
11										
12										
13										
14										
15										
16										
17										
18										
19										
20										
21										
22										
23										
24										
25										
26										
27										
28										
29										
30										
31										
MONTHLY AVG	ND(50)		ND(200)		ND(10)		ND(10)	0.20		ND(0.2)
MONTHLY HIGH	ND(50)		ND(200)		ND(10)		ND(10)	0.20		ND(0.2)
MONTHLY LOW	ND(50)		ND(200)		ND(10)		ND(10)	0.20		ND(0.2)
TIMES EXCEEDED	NO LIMIT		NO LIMIT		NO LIMIT		NO LIMIT	NO LIMIT		NO LIMIT
TIMES EXCEEDED										
TIMES EXCEEDED										

REMARKS: * NUMBER OF SAMPLES TAKEN DURING THE DAY.

PRINCIPAL EXECUTIVE OFFICER
GREGORY M. RUEGER

SIGNATURE OF AUTHORIZED AGENT	DATE
<i>Drew Squires</i>	10/20/2001

CALIFORNIA REGIONAL WATER QUALITY
CONTROL BOARD
CENTRAL COAST REGION
81 HIGUERA
SAN LUIS OBISPO, CA 93401

DISCHARGE SELF MONITORING REPORT


PACIFIC GAS AND ELECTRIC CO.
DIABLO CANYON NUCLEAR POWER PLANT
PO BOX 56
AVILA BEACH, CALIF 93424

PAGE: (Q) 6

FACILITY I.D. 3 402003001		YEAR / MO / DAY BEGINNING 01 / 07 / 01		YEAR / MO / DAY ENDING 01 / 07 / 31		STATE CODE 06		NPDES PERMIT # CA0003751	
STATION ANALYSIS UNITS SMPL TYPE FREQ.	EFFLUENT 001D NICKEL ug/l QTRLY COMP JA/AP/JUL/OCT	EFFLUENT 001H NICKEL ug/l QTRLY COMP JA/AP/JUL/OCT	EFFLUENT 001L NICKEL ug/l QTRLY COMP JA/AP/JUL/OCT	EFFLUENT 001F NICKEL ug/l 1 WEEK COMP JA/AP/JUL/OCT	EFFLUENT 001D SILVER ug/l QTRLY COMP JA/AP/JUL/OCT	EFFLUENT 001H SILVER ug/l QTRLY COMP JA/AP/JUL/OCT	EFFLUENT 001L SILVER ug/l QTRLY COMP JA/AP/JUL/OCT	EFFLUENT 001F SILVER ug/l 1 WEEK COMP JA/AP/JUL/OCT	
	*	*	*	*	*	*	*	*	
1									
2									
3									
4									
5									
6	ND(10)	2 < 20	2 ND(10)	ND(10)	ND(10)	2 ND(10)	2 ND(10)	ND(10)	
7									
8									
9									
10									
11									
12									
13									
14									
15									
16									
17									
18									
19									
20									
21									
22									
23									
24									
25									
26									
27									
28									
29									
30									
31									
MONTHLY AVG	ND(10)	< 20	ND(10)	ND(10)	ND(10)	ND(10)	ND(10)	ND(10)	
MONTHLY HIGH	ND(10)	20	ND(10)	ND(10)	ND(10)	ND(10)	ND(10)	ND(10)	
MONTHLY LOW	ND(10)	10	ND(10)	ND(10)	ND(10)	ND(10)	ND(10)	ND(10)	
TIMES EXCEEDED	NO LIMIT	NO LIMIT	NO LIMIT	NO LIMIT	NO LIMIT	NO LIMIT	NO LIMIT	NO LIMIT	
TIMES EXCEEDED									
TIMES EXCEEDED									

REMARKS: * NUMBER OF SAMPLES TAKEN DURING THE DAY.

PRINCIPAL EXECUTIVE OFFICER
GREGORY M. RUEGER

SIGNATURE OF AUTHORIZED AGENT	DATE
 Drew Squires	10/20/2001

CALIFORNIA REGIONAL WATER QUALITY
CONTROL BOARD
CENTRAL COAST REGION
81 HIGUERA
SAN LUIS OBISPO, CA 93401

DISCHARGE SELF MONITORING REPORT

PACIFIC GAS AND ELECTRIC CO.
DIABLO CANYON NUCLEAR POWER PLANT
PO BOX 56
AVILA BEACH, CALIF 93424

PAGE: (Q) 7

FACILITY I.D. 3 402003001	YEAR / MO / DAY BEGINNING 01 / 07 / 01		YEAR / MO / DAY ENDING 01 / 07 / 31		STATE CODE 06	NPDES PERMIT # CA0003751
STATION ANALYSIS UNITS SMPL TYPE FREQ.	EFFLUENT 001D ZINC ug/l QTRLY COMP JA/AP/JUL/OCT	EFFLUENT 001H ZINC ug/l QTRLY COMP JA/AP/JUL/OCT	EFFLUENT 001L ZINC ug/l QTRLY COMP JA/AP/JUL/OCT	EFFLUENT 001F ZINC ug/l 1 WEEK COMP JA/AP/JUL/OCT		
1						
2						
3						
4						
5						
6	120	2 < 40	2 < 20	30		
7						
8						
9						
10						
11						
12						
13						
14						
15						
16						
17						
18						
19						
20						
21						
22						
23						
24						
25						
26						
27						
28						
29						
30						
31						
MONTHLY AVG	120	< 40	< 20	30		
MONTHLY HIGH	120	40	20	30		
MONTHLY LOW	120	30	ND(10)	30		
TIMES EXCEEDED	NO LIMIT	NO LIMIT	NO LIMIT	NO LIMIT		
TIMES EXCEEDED						
TIMES EXCEEDED						

REMARKS: * NUMBER OF SAMPLES TAKEN DURING THE DAY.

PRINCIPAL EXECUTIVE OFFICER
GREGORY M. RUEGER

SIGNATURE OF AUTHORIZED AGENT	DATE
<i>DJ Drew Squires</i>	10/20/2001

CALIFORNIA REGIONAL WATER QUALITY
CONTROL BOARD
CENTRAL COAST REGION
81 HIGUERA
SAN LUIS OBISPO, CA 93401

DISCHARGE SELF MONITORING REPORT

PACIFIC GAS AND ELECTRIC CO.
DIABLO CANYON NUCLEAR POWER PLANT
PO BOX 56
AVILA BEACH, CALIF 93424

PAGE: (Q) 8

FACILITY I.D. 3 402003001
YEAR / MO / DAY BEGINNING 01 / 07 / 01
YEAR / MO / DAY ENDING 01 / 07 / 31
STATE CODE 06
NPDES PERMIT # CA0003751

STATION ANALYSIS UNITS SMPL TYPE FREQ.	EFFLUENT 001D COPPER mg/l 24-HR COMP. METAL CLNG	EFFLUENT 001F COPPER mg/l 24-HR COMP. METAL CLNG	EFFLUENT 001I COPPER mg/l 24-HR COMP. METAL CLNG	EFFLUENT 001L COPPER mg/l 24-HR COMP. METAL CLNG	EFFLUENT 001M COPPER mg/l 24-HR COMP. METAL CLNG	
1						
2						
3						
4						
5						
6						
7						
8						
9						
10						
11						
12						
13						
14						
15						
16						
17						
18						
19						
20						
21						
22						
23						
24						
25						
26						
27						
28						
29						
30						
31						

MONTHLY AVG

MONTHLY HIGH

MONTHLY LOW

TIMES EXCEEDED MO AVG 1 = 0 MO AVG 1 = 0 MO AVG 1 = 0 MO AVG 1 = 0 MO AVG 1 = 0
TIMES EXCEEDED D MAX 1 = 0 D MAX 1 = 0 D MAX 1 = 0 D MAX 1 = 0 D MAX 1 = 0
TIMES EXCEEDED

REMARKS: * NUMBER OF SAMPLES TAKEN DURING THE DAY.

PRINCIPAL EXECUTIVE OFFICER

GREGORY M. RUEGER

SIGNATURE OF AUTHORIZED AGENT

 Drew Squires

DATE

10/20/2001

CALIFORNIA REGIONAL WATER QUALITY
CONTROL BOARD
CENTRAL COAST REGION
81 HIGUERA
SAN LUIS OBISPO, CA 93401

DISCHARGE SELF MONITORING REPORT

PACIFIC GAS AND ELECTRIC CO.
DIABLO CANYON NUCLEAR POWER PLANT
PO BOX 56
AVILA BEACH, CALIF 93424

PAGE: (Q) 9

FACILITY I.D. 3402003001
YEAR / MO / DAY BEGINNING 01 / 07 / 01
YEAR / MO / DAY ENDING 01 / 07 / 31
STATE CODE 06
NPDES PERMIT # CA0003751

STATION ANALYSIS UNITS SMPL TYPE FREQ.	EFFLUENT 001D IRON mg/l 24-HR COMP. METAL CLNG	EFFLUENT 001F IRON mg/l 24-HR COMP. METAL CLNG	EFFLUENT 001I IRON mg/l 24-HR COMP. METAL CLNG	EFFLUENT 001L IRON mg/l 24-HR COMP. METAL CLNG	EFFLUENT 001M IRON mg/l 24-HR COMP. METAL CLNG	
1						
2						
3						
4						
5						
6						
7						
8						
9						
10						
11						
12						
13						
14						
15						
16						
17						
18						
19						
20						
21						
22						
23						
24						
25						
26						
27						
28						
29						
30						
31						


MONTHLY AVG
MONTHLY HIGH
MONTHLY LOW

TIMES EXCEEDED MO AVG 1 = 0 MO AVG 1 = 0 MO AVG 1 = 0 MO AVG 1 = 0 MO AVG 1 = 0
TIMES EXCEEDED D MAX 1 = 0 D MAX 1 = 0 D MAX 1 = 0 D MAX 1 = 0 D MAX 1 = 0
TIMES EXCEEDED

REMARKS: * NUMBER OF SAMPLES TAKEN DURING THE DAY.

PRINCIPAL EXECUTIVE OFFICER

GREGORY M. RUEGER

SIGNATURE OF AUTHORIZED AGENT	DATE
 Drew Squyres	10/20/2001

CALIFORNIA REGIONAL WATER QUALITY
CONTROL BOARD
CENTRAL COAST REGION
81 HIGUERA
SAN LUIS OBISPO, CA 93401

DISCHARGE SELF MONITORING REPORT

PACIFIC GAS AND ELECTRIC CO.
DIABLO CANYON NUCLEAR POWER PLANT
PO BOX 56
AVILA BEACH, CALIF 93424

PAGE: (A) 1

FACILITY I.D. 3 402003001		YEAR / MO / DAY BEGINNING 01 / 07 / 01		YEAR / MO / DAY ENDING 01 / 07 / 31		STATE CODE 06		NPDES PERMIT # CA0003751	
STATION ANALYSIS UNITS SMPL TYPE FREQ.	EFFLUENT 001 TITANIUM ug/l GRAB OCTOBER	INFLUENT ARSENIC ug/l GRAB OCTOBER	EFFLUENT ARSENIC ug/l GRAB OCTOBER	INFLUENT CADMIUM ug/l GRAB OCTOBER	EFFLUENT 001 CADMIUM ug/l GRAB OCTOBER	INFLUENT LEAD ug/l GRAB OCTOBER	EFFLUENT 001 LEAD ug/l GRAB OCTOBER	INFLUENT ZINC ug/l GRAB OCTOBER	
1									
2									
3								14	
4									
5									
6									
7									
8									
9									
10									
11									
12									
13									
14									
15									
16									
17									
18									
19									
20									
21									
22									
23									
24									
25									
26									
27									
28									
29									
30									
31									
MONTHLY AVG								** 14	
MONTHLY HIGH								14	
MONTHLY LOW								14	
TIMES EXCEEDED		NO LIMIT	NO LIMIT	6M-MED 30 = 0	NO LIMIT	6M-MED 10 = 0	NO LIMIT	6M-MED 10 = 0	
TIMES EXCEEDED				D MAX 150 = 0		D MAX 20 = 0		D MAX 40 = 0	
TIMES EXCEEDED				I MAX 400 = 0		I MAX 50 = 0		I MAX 100 = 0	

REMARKS: * NUMBER OF SAMPLES TAKEN DURING THE DAY.
** INFLUENT ANALYSIS PERFORMED FOR COMPARISON TO EFFLUENTS.

PRINCIPAL EXECUTIVE OFFICER
GREGORY M. RUEGER

SIGNATURE OF AUTHORIZED AGENT	DATE
<i>Drew Squires</i>	10/20/2001

CALIFORNIA REGIONAL WATER QUALITY
CONTROL BOARD
CENTRAL COAST REGION
81 HIGUERA
SAN LUIS OBISPO, CA 93401

DISCHARGE SELF MONITORING REPORT


PACIFIC GAS AND ELECTRIC CO.
DIABLO CANYON NUCLEAR POWER PLANT
PO BOX 56
AVILA BEACH, CALIF 93424

PAGE: (A) 2

FACILITY I.D. 3 402003001		YEAR / MO / DAY BEGINNING 01 / 07 / 01		YEAR / MO / DAY ENDING 01 / 07 / 31		STATE CODE 06		NPDES PERMIT # CA0003751	
STATION ANALYSIS UNITS SMPL TYPE FREQ.	INFLUENT MERCURY ug/l GRAB OCTOBER	EFFLUENT 001 MERCURY ug/l GRAB OCTOBER	INFLUENT SILVER ug/l GRAB OCTOBER	EFFLUENT 001 SILVER ug/l GRAB OCTOBER	INFLUENT CYANIDE ug/l GRAB OCTOBER	EFFLUENT 001 CYANIDE ug/l GRAB OCTOBER	INFLUENT PHENOLIC CMP ug/l (NONCL) GRAB OCTOBER	EFFLUENT 001 PHENOLIC CMP ug/l (NONCL) GRAB OCTOBER	
1	*	*	*	*	*	*	*	*	
2									
3									
4									
5									
6									
7									
8									
9									
10									
11									
12									
13									
14									
15									
16									
17									
18									
19									
20									
21									
22									
23									
24									
25									
26									
27									
28									
29									
30									
31									
MONTHLY AVG									
MONTHLY HIGH									
MONTHLY LOW									
TIMES EXCEEDED		NO LIMIT	6M-MED 0.2=0	NO LIMIT	6M-MED 2.9=0	NO LIMIT	6M-MED 30=0	NO LIMIT	
TIMES EXCEEDED			DMAX 0.8 = 0		DMAX 13.6=0		DMAX 100=0	DMAX 610= 0	
TIMES EXCEEDED			IMAX 2 = 0		IMAX 35= 0		IMAX 260=0	IMAX 1530=0	

REMARKS: * NUMBER OF SAMPLES TAKEN DURING THE DAY.

PRINCIPAL EXECUTIVE OFFICER
GREGORY M. RUEGER

SIGNATURE OF AUTHORIZED AGENT	DATE
	10/20/2001

CALIFORNIA REGIONAL WATER QUALITY
CONTROL BOARD
CENTRAL COAST REGION
81 HIGUERA
SAN LUIS OBISPO, CA 93401

DISCHARGE SELF MONITORING REPORT

PACIFIC GAS AND ELECTRIC CO.
DIABLO CANYON NUCLEAR POWER PLANT
PO BOX 56
AVILA BEACH, CALIF 93424

PAGE: (A) 3

FACILITY I.D. 3 402003001		YEAR / MO / DAY BEGINNING 01 / 07 / 01		YEAR / MO / DAY ENDING 01 / 07 / 31		STATE CODE 06		NPDES PERMIT # CA0003751	
STATION ANALYSIS UNITS SMPL TYPE FREQ.	INFLUENT CHLOR PHENOL ug/l GRAB OCTOBER	EFFLUENT 001 CHLOR PHENOL ug/l GRAB OCTOBER	EFFLUENT 001D LITHIUM mg/l GRAB OCTOBER	EFFLUENT 001D BORON mg/l GRAB OCTOBER	EFFLUENT 001D HYDRAZINE mg/l GRAB OCTOBER	EFFLUENT 005 OIL & GREASE mg/l GRAB OCTOBER	EFFLUENT 008 OIL & GREASE mg/l GRAB OCTOBER		
1									
2									
3									
4									
5									
6									
7									
8									
9									
10									
11									
12									
13									
14									
15									
16									
17									
18									
19									
20									
21									
22									
23									
24									
25									
26									
27									
28									
29									
30									
31									
MONTHLY AVG									
MONTHLY HIGH									
MONTHLY LOW									
TIMES EXCEEDED NO LIMIT 6M-MED 10=0 NO LIMIT NO LIMIT NO LIMIT MO AVG 15=0 MO AVG 15=0									
TIMES EXCEEDED DMAX 20=0 DMAX 20=0 DMAX 20=0									
TIMES EXCEEDED IMAX 50=0									

REMARKS: * NUMBER OF SAMPLES TAKEN DURING THE DAY.

PRINCIPAL EXECUTIVE OFFICER
GREGORY M. RUEGER

SIGNATURE OF AUTHORIZED AGENT	DATE
<i>Drew Squires</i>	10/20/2001

CALIFORNIA REGIONAL WATER QUALITY
CONTROL BOARD
CENTRAL COAST REGION
81 HIGUERA
SAN LUIS OBISPO, CA 93401

DISCHARGE SELF MONITORING REPORT

PACIFIC GAS AND ELECTRIC CO.
DIABLO CANYON NUCLEAR POWER PLANT
PO BOX 56
AVILA BEACH, CALIF 93424

PAGE: (A) 4

FACILITY I.D. 3 402003001		YEAR / MO / DAY BEGINNING 01 / 07 / 01		YEAR / MO / DAY ENDING 01 / 07 / 31		STATE CODE 06		NPDES PERMIT # CA0003751	
STATION ANALYSIS UNITS SMPL TYPE FREQ.	EFFLUENT 009 OIL & GREASE mg/l GRAB OCTOBER	EFFLUENT 013 OIL & GREASE mg/l GRAB OCTOBER	EFFLUENT 015 OIL & GREASE mg/l GRAB OCTOBER	EFFLUENT 016 OIL & GREASE mg/l GRAB OCTOBER	EFFLUENT 017 OIL & GREASE mg/l GRAB OCTOBER	INFLUENT PCB'S ug/l GRAB OCTOBER	EFFLUENT 001 PCB'S ug/l GRAB OCTOBER		
1									
2									
3									
4									
5									
6									
7									
8									
9									
10									
11									
12									
13									
14									
15									
16									
17									
18									
19									
20									
21									
22									
23									
24									
25									
26									
27									
28									
29									
30									
31									
MONTHLY AVG									
MONTHLY HIGH									
MONTHLY LOW									
TIMES EXCEEDED	MO AVG 15=0	MO AVG 15=0	MO AVG 15=0	MO AVG 15=0	MO AVG 15=0	NO LIMIT	NO LIMIT		
TIMES EXCEEDED	DMAX 20=0	DMAX 20=0	DMAX 20=0	DMAX 20=0	DMAX20=0				
TIMES EXCEEDED									

REMARKS: * NUMBER OF SAMPLES TAKEN DURING THE DAY.

PRINCIPAL EXECUTIVE OFFICER
GREGORY M. RUEGER

SIGNATURE OF AUTHORIZED AGENT	DATE
<i>Drew Squires</i>	10/20/2001

CALIFORNIA REGIONAL WATER QUALITY
CONTROL BOARD
CENTRAL COAST REGION
81 HIGUERA
SAN LUIS OBISPO, CA 93401

DISCHARGE SELF MONITORING REPORT


PACIFIC GAS AND ELECTRIC CO.
DIABLO CANYON NUCLEAR POWER PLANT
PO BOX 56
AVILA BEACH, CALIF 93424

PAGE: (A) 5

FACILITY I.D. 3 402003001		YEAR / MO / DAY BEGINNING 01 / 07 / 01		YEAR / MO / DAY ENDING 01 / 07 / 31		STATE CODE 06		NPDES PERMIT # CA0003751	
STATION ANALYSIS UNITS SMPL TYPE FREQ.	EFFLUENT 001N SLUDGE MOISTURE % GRAB OCTOBER	EFFLUENT 001N SLUDGE TOT KJLDL N mg/kg GRAB OCTOBER	EFFLUENT 001N SLUDGE AMMONIA (N) mg/kg GRAB OCTOBER	EFFLUENT 001N SLUDGE NITRATE (N) mg/kg GRAB OCTOBER	EFFLUENT 001N SLUDGE TOT PHOSPHS mg/kg GRAB OCTOBER	EFFLUENT 001N SLUDGE pH pH units GRAB OCTOBER	EFFLUENT 001N SLUDGE OIL & GREASE mg/kg GRAB OCTOBER	EFFLUENT 001N SLUDGE BORON mg/kg GRAB OCTOBER	
1									
2									
3									
4									
5									
6									
7									
8									
9									
10									
11									
12									
13									
14									
15									
16									
17									
18									
19									
20									
21									
22									
23									
24									
25									
26									
27									
28									
29									
30									
31									
MONTHLY AVG									
MONTHLY HIGH									
MONTHLY LOW									
TIMES EXCEEDED									
TIMES EXCEEDED									
TIMES EXCEEDED									

REMARKS: * NUMBER OF SAMPLES TAKEN DURING THE DAY.

PRINCIPAL EXECUTIVE OFFICER
GREGORY M. RUEGER

SIGNATURE OF AUTHORIZED AGENT	DATE
 Drew Squyres	10/20/2001

CALIFORNIA REGIONAL WATER QUALITY
CONTROL BOARD
CENTRAL COAST REGION
81 HIGUERA
SAN LUIS OBISPO, CA 93401

DISCHARGE SELF MONITORING REPORT

PACIFIC GAS AND ELECTRIC CO.
DIABLO CANYON NUCLEAR POWER PLANT
PO BOX 56
AVILA BEACH, CALIF 93424

PAGE: (A) 6

FACILITY I.D. 3 402003001	YEAR / MO / DAY BEGINNING 01 / 07 / 01		YEAR / MO / DAY ENDING 01 / 07 / 31		STATE CODE 06	NPDES PERMIT # CA0003751		
STATION ANALYSIS UNITS SMPL TYPE FREQ.	EFFLUENT 001N SLUDGE CADMIUM mg/kg GRAB OCTOBER	EFFLUENT 001N SLUDGE COPPER mg/kg GRAB OCTOBER	EFFLUENT 001N SLUDGE CHROMIUM mg/kg GRAB OCTOBER	EFFLUENT 001N SLUDGE LEAD mg/kg GRAB OCTOBER	EFFLUENT 001N SLUDGE NICKEL mg/kg GRAB OCTOBER	EFFLUENT 001N SLUDGE MERCURY mg/kg GRAB OCTOBER	EFFLUENT 001N SLUDGE ZINC mg/kg GRAB OCTOBER	EFFLUENT 001N SLUDGE VOLUME tons OCTOBER
1								
2								
3								
4								
5								
6								
7								
8								
9								
10								
11								
12								
13								
14								
15								
16								
17								
18								
19								
20								
21								
22								
23								
24								
25								
26								
27								
28								
29								
30								
31								
MONTHLY AVG								
MONTHLY HIGH								
MONTHLY LOW								
TIMES EXCEEDED	10xSTLC=0	10xSTLC=0	10xSTLC=0	10xSTLC=0	10xSTLC=0	10xSTLC=0	10xSTLC=0	
TIMES EXCEEDED	10 mg/kg=0	250 mg/kg=0	50 mg/kg=0	50 mg/kg=0	200 mg/kg=0	2 mg/kg=0	2500 mg/kg=0	
TIMES EXCEEDED	TTL>100=0	TTL>2500=0	TTL>500=0	TTL>1000=0	TTL>2000=0	TTL>20=0	TTL>5000=0	

REMARKS: * NUMBER OF SAMPLES TAKEN DURING THE DAY.

PRINCIPAL EXECUTIVE OFFICER
GREGORY M. RUEGER

SIGNATURE OF AUTHORIZED AGENT	DATE
<i>Drew Squires</i>	10/20/2001

APPENDIX 3

DIABLO CANYON POWER PLANT

Influent and Effluent Monitoring

August 2001

CALIFORNIA REGIONAL WATER QUALITY
CONTROL BOARD
CENTRAL COAST REGION
81 HIGUERA
SAN LUIS OBISPO, CA 93401

DISCHARGE SELF MONITORING REPORT

PACIFIC GAS AND ELECTRIC CO.
DIABLO CANYON NUCLEAR POWER PLANT
PO BOX 56
AVILA BEACH, CALIF 93424


PAGE: (M) 1

FACILITY I.D.		YEAR / MO / DAY		YEAR / MO / DAY		STATE CODE		NPDES PERMIT #	
3 402003001		BEGINNING 01 / 08 / 01		ENDING 01 / 08 / 31		06		CA0003751	
STATION ANALYSIS UNITS SMPL TYPE FREQ.	INFLUENT TEMPERATURE DEGREES F METERED CONTINUOUS	EFFLUENT 001 TEMPERATURE DEGREES F METERED CONTINUOUS	DELTA TEMP TEMPERATURE DEGREES F METERED CONTINUOUS	EFFLUENT 001 FLOW MGD RECORDED DAILY	INFLUENT pH pH UNITS GRAB MONTHLY	EFFLUENT 001 pH pH UNITS GRAB MONTHLY (**)	EFFLUENT 001P pH pH UNITS GRAB MONTHLY	EFFLUENT 002 pH pH UNITS GRAB MONTHLY	
	*	*	*	*	*	*	*	*	
1	54.4	73.4	19.0	2486					
2	54.9	73.9	19.0	2486					
3	55.3	74.4	19.1	2486					
4	53.6	72.9	19.3	2486					
5	53.7	72.9	19.2	2486					
6	53.8	73.0	19.2	2486					
7	53.5	72.7	19.2	2486					
8	54.2	73.3	19.1	2486					
9	54.9	73.9	19.0	2486					
10	53.8	73.1	19.3	2486					
11	52.8	72.1	19.3	2486					
12	53.2	72.3	19.1	2486					
13	53.6	72.6	19.0	2486					
14	53.4	72.5	19.1	2486	8.0	8.0	8.0	3 8.0	
15	53.3	72.4	19.1	2486					
16	54.0	72.9	18.9	2486					
17	54.3	73.3	19.0	2486					
18	54.2	73.4	19.2	2486					
19	54.6	74.0	19.4	2486					
20	54.2	73.5	19.3	2486					
21	53.6	72.9	19.3	2486					
22	53.2	72.4	19.2	2486					
23	53.5	72.5	19.0	2486					
24	52.2	71.5	19.3	2486					
25	51.5	70.2	18.7	2486					
26	53.0	71.6	18.6	2486					
27	53.9	72.7	18.8	2486					
28	54.9	73.9	19.0	2486					
29	56.0	75.0	19.0	2486					
30	56.6	75.5	18.9	2486					
31	56.0	74.9	18.9	2486					
MONTHLY AVG	54.0	73.1	19.1	2486	8.0	8.0	8.0	8.0	
MONTHLY HIGH	56.6	75.5	19.4	2486	8.0	8.0	8.0	8.0	
MONTHLY LOW	51.5	70.2	18.6	2486	8.0	8.0	8.0	8.0	
TIMES EXCEEDED	NO LIMIT	NO LIMIT	MAX 22 = 0	MAX 2760 = 0	NO LIMIT	NO LIMIT	NO LIMIT	NO LIMIT	
TIMES EXCEEDED			(**)						
TIMES EXCEEDED									

REMARKS:

- * NUMBER OF SAMPLES TAKEN DURING THE DAY.
- ** EXCEPT DURING DEMUSSELLING.
- *** DAILY WHEN DISCHARGING CHEMICAL CLEANING WASTES FROM DISCHARGES 001D, F, I, L, AND/OR M.

PRINCIPAL EXECUTIVE OFFICER
GREGORY M. RUEGER

SIGNATURE OF AUTHORIZED AGENT	DATE
 Drew Squyres	10/20/2001

CALIFORNIA REGIONAL WATER QUALITY
CONTROL BOARD
CENTRAL COAST REGION
81 HIGUERA
SAN LUIS OBISPO, CA 93401

DISCHARGE SELF MONITORING REPORT

PACIFIC GAS AND ELECTRIC CO.
DIABLO CANYON NUCLEAR POWER PLANT
PO BOX 56
AVILA BEACH, CALIF 93424

PAGE: (M) 2

FACILITY I.D.	YEAR / MO / DAY			YEAR / MO / DAY			STATE CODE		NPDES PERMIT #	
3 402003001	BEGINNING	01 / 08 / 01	ENDING	01 / 08 / 31	06		CA0003751			
STATION ANALYSIS UNITS SMPL TYPE FREQ.	EFFLUENT 003 pH pH UNITS GRAB MONTHLY	EFFLUENT 004 pH pH UNITS GRAB MONTHLY	EFFLUENT 001N OIL & GREASE mg/l COMPOSITE WEEKLY	EFFLUENT 001P OIL & GREASE mg/l GRAB WEEKLY (**)	EFFLUENT 003 OIL & GREASE mg/l GRAB WEEKLY (***)	EFFLUENT 001F OIL & GREASE mg/l GRAB MONTHLY	EFFLUENT 001 T CHLOR RES ug/l GRAB 2 per CYCLE	EFFLUENT 001 CHLORINE USED lbs/day RECORDED MONTHLY		
	*	*	*	*	*	*	*	*		
1							12	16	835	
2			3	ND(5)			12	24	835	
3							12	20	835	
4							12	13	835	
5							12	10	835	
6							12	< 10	835	
7							12	< 10	850	
8							12	14	864	
9			3	ND(5)			12	26	864	
10							12	26	888	
11							12	22	907	
12							12	22	907	
13							12	18	907	
14	7.8	8.0					12	18	888	
15			3	ND(5)			12	42	876	
16							12	42	878	
17							12	29	878	
18							12	29	878	
19							12	26	878	
20							12	26	878	
21			3	ND(5)			12	31	859	
22						< 3	12	29	850	
23							12	38	830	
24							12	41	821	
25							12	50	821	
26							12	45	821	
27							12	38	821	
28							12	50	806	
29			3	ND(5)			12	41	792	
30							12	32	792	
31							12	31	806	
MONTHLY AVG	7.8	8.0	ND(5)	NO	NO	< 3	28	851		
MONTHLY HIGH	7.8	8.0	ND(5)	DISCHARGE	DISCHARGE	< 3	50	907		
MONTHLY LOW	7.8	8.0	ND(5)			< 3	< 10	792		
TIMES EXCEEDED	NO LIMIT	NO LIMIT	MO AVG 15 = 0	MO AVG 15 = 0	MO AVG 15 = 0	MO AVG 15 = 0	I MAX 200 = 0	NO LIMIT		
TIMES EXCEEDED			D MAX 20 = 0	D MAX 20 = 0	D MAX 20 = 0	D MAX 20 = 0				
TIMES EXCEEDED										

REMARKS: * NUMBER OF SAMPLES TAKEN DURING THE DAY.
** WHEN 001N IS DISCHARGING TO 001P.
*** WHEN 001P IS DISCHARGING TO 003.

PRINCIPAL EXECUTIVE OFFICER

GREGORY M. RUEGER

SIGNATURE OF AUTHORIZED AGENT
Drew Squires
DATE
10/20/2001

CALIFORNIA REGIONAL WATER QUALITY
CONTROL BOARD
CENTRAL COAST REGION
81 HIGUERA
SAN LUIS OBISPO, CA 93401

DISCHARGE SELF MONITORING REPORT

PACIFIC GAS AND ELECTRIC CO.
DIABLO CANYON NUCLEAR POWER PLANT
PO BOX 56
AVILA BEACH, CALIF 93424

PAGE: (M) 3

FACILITY I.D.		YEAR / MO / DAY		YEAR / MO / DAY		STATE CODE		NPDES PERMIT #	
3 402003001		BEGINNING 01 / 08 / 01		ENDING 01 / 08 / 31		06		CA0003751	
STATION ANALYSIS UNITS SMPL TYPE FREQ.	EFF 001N=>003 TOTL COLIFORM MPN/100ml GRAB 4 TIMES/WEEK	EFF 001N=>003 FECAL COLIFORM MPN/100ml GRAB 4 TIMES/WEEK	EFFLUENT 001D SUSPENDED SOLIDS mg/1 1st FLTR mg/1 2nd FLTR GRAB MONTHLY			EFFLUENT 001F SUSPENDED SOLIDS mg/1 1st FLTR mg/1 2nd FLTR GRAB MONTHLY			
			mg/1 1st FLTR	mg/1 2nd FLTR	mg/1 NET	mg/1 1st FLTR	mg/1 2nd FLTR	mg/1 NET	
1									
2			< 1		ND(5)				
3									
4									
5			< 1		ND(5)				
6									
7			12	< 1	12				
8									
9									
10									
11									
12									
13									
14			12	< 1	12				
15									
16									
17									
18									
19									
20									
21									
22									
23			10	< 1	10	3	< 1	ND(5)	
24									
25									
26									
27									
28									
29									
30									
31									
MONTHLY AVG	NO DISCHARGE		** < 5			ND(5)			
MONTHLY HIGH	NO DISCHARGE		12			ND(5)			
MONTHLY LOW			ND(5)			ND(5)			
TIMES EXCEEDED	80% SMPLS>1K	MEAN>200 =	NO LIMIT	NO LIMIT	MO AVG 30 = 0	NO LIMIT	NO LIMIT	MO AVG 30 = 0	
TIMES EXCEEDED		90 % SMPLS>400			D MAX 100 = 0			D MAX 100 = 0	
TIMES EXCEEDED	1 MAX >10K								

REMARKS: * NUMBER OF SAMPLES TAKEN DURING THE DAY.
** FLOW-WEIGHTED AVERAGES REPORTED.

PRINCIPAL EXECUTIVE OFFICER
GREGORY M. RUEGER

SIGNATURE OF AUTHORIZED AGENT	DATE
<i>Drew Squires</i>	10/20/2001

CALIFORNIA REGIONAL WATER QUALITY
CONTROL BOARD
CENTRAL COAST REGION
81 HIGUERA
SAN LUIS OBISPO, CA 93401

DISCHARGE SELF MONITORING REPORT

PACIFIC GAS AND ELECTRIC CO.
DIABLO CANYON NUCLEAR POWER PLANT
PO BOX 56
AVILA BEACH, CALIF 93424

PAGE: (M) 4

FACILITY I.D. 3 402003001		YEAR / MO / DAY BEGINNING 01 / 08 / 01		YEAR / MO / DAY ENDING 01 / 08 / 31		STATE CODE 06		NPDES PERMIT # CA0003751	
STATION ANALYSIS UNITS SMPL TYPE FREQ.	EFFLUENT 001G SUSPENDED SOLIDS mg/1 1st FLTR mg/1 2nd FLTR mg/1 NET GRAB MONTHLY			EFFLUENT 001H SUSPENDED SOLIDS mg/1 1st FLTR mg/1 2nd FLTR mg/1 NET GRAB MONTHLY					
1									
2					3	3	ND(5)		
3									
4									
5									
6									
7									
8									
9									
10									
11									
12									
13									
14	1			ND(5)					
15									
16									
17									
18									
19									
20									
21									
22									
23									
24									
25									
26									
27									
28									
29									
30									
31									
MONTHLY AVG				ND(5)		ND(5)			
MONTHLY HIGH				ND(5)		ND(5)			
MONTHLY LOW				ND(5)		ND(5)			
TIMES EXCEEDED		NO LIMIT	NO LIMIT	MO AVG 30=0	NO LIMIT	NO LIMIT	MO AVG 30=0		
TIMES EXCEEDED				D MAX 100 = 0			D MAX 100 = 0		
TIMES EXCEEDED									

REMARKS: * NUMBER OF SAMPLES TAKEN DURING THE DAY.

PRINCIPAL EXECUTIVE OFFICER
GREGORY M. RUEGER

SIGNATURE OF AUTHORIZED AGENT	DATE
<i>Drew Squires</i>	10/20/2001

CALIFORNIA REGIONAL WATER QUALITY
CONTROL BOARD
CENTRAL COAST REGION
81 HIGUERA
SAN LUIS OBISPO, CA 93401

DISCHARGE SELF MONITORING REPORT

PACIFIC GAS AND ELECTRIC CO.
DIABLO CANYON NUCLEAR POWER PLANT
PO BOX 56
AVILA BEACH, CALIF 93424

PAGE: (M) 5

FACILITY I.D. 3 402003001		YEAR / MO / DAY BEGINNING 01 / 08 / 01		YEAR / MO / DAY ENDING 01 / 08 / 31		STATE CODE 06		NPDES PERMIT # CA0003751	
STATION ANALYSIS UNITS SMPL TYPE FREQ.	EFFLUENT 001I SUSPENDED SOLIDS mg/1 1st FLTR mg/1 2nd FLTR GRAB MONTHLY mg/1 NET			EFFLUENT 001J SUSPENDED SOLIDS mg/1 1st FLTR mg/1 2nd FLTR GRAB MONTHLY mg/1 NET					
1									
2									
3									
4									
5									
6									
7									
8									
9									
10									
11									
12									
13									
14									
15									
16									
17									
18									
19									
20									
21									
22									
23									
24									
25									
26									
27									
28									
29									
30									
31									
MONTHLY AVG	NO			NO					
MONTHLY HIGH	DISCHARGE			DISCHARGE					
MONTHLY LOW									
TIMES EXCEEDED	NO LIMIT	NO LIMIT	MO AVG 30 = 0	NO LIMIT	NO LIMIT	MO AVG 30 = 0			
TIMES EXCEEDED			MAX 100 = 0			MAX 100 = 0			
TIMES EXCEEDED									

REMARKS: * NUMBER OF SAMPLES TAKEN DURING THE DAY.

PRINCIPAL EXECUTIVE OFFICER
GREGORY M. RUEGER

SIGNATURE OF AUTHORIZED AGENT	DATE
<i>Drew Squires</i>	10/20/2001

CALIFORNIA REGIONAL WATER QUALITY
CONTROL BOARD
CENTRAL COAST REGION
81 HIGUERA
SAN LUIS OBISPO, CA 93401

DISCHARGE SELF MONITORING REPORT

PACIFIC GAS AND ELECTRIC CO.
DIABLO CANYON NUCLEAR POWER PLANT
PO BOX 56
AVILA BEACH, CALIF 93424

PAGE: (M) 6

FACILITY I.D. 3 402003001		YEAR / MO / DAY BEGINNING 01 / 08 / 01		YEAR / MO / DAY ENDING 01 / 08 / 31		STATE CODE 06		NPDES PERMIT # CA0003751	
STATION ANALYSIS UNITS SMPL TYPE FREQ.	EFFLUENT 001K SUSPENDED SOLIDS mg/1 1st FLTR mg/1 2nd FLTR mg/1 NET GRAB MONTHLY			EFFLUENT 001L SUSPENDED SOLIDS mg/1 1st FLTR mg/1 2nd FLTR mg/1 NET GRAB MONTHLY					
	*	*	*	*	*	*	*	*	
1									
2									
3									
4									
5									
6									
7									
8									
9									
10					2	<	1	2	ND(5)
11									
12									
13									
14									
15									
16									
17									
18									
19									
20									
21									
22									
23									
24									
25									
26									
27									
28									
29									
30									
31									
MONTHLY AVG		NO			DISCHARGE		ND(5)		
MONTHLY HIGH							ND(5)		
MONTHLY LOW							ND(5)		
TIMES EXCEEDED		NO LIMIT		NO LIMIT		MO AVG 30 = 0		NO LIMIT	
TIMES EXCEEDED						D MAX 100 = 0		NO LIMIT	
TIMES EXCEEDED								MO AVG 30 = 0	
								D MAX 100 = 0	

REMARKS: * NUMBER OF SAMPLES TAKEN DURING THE DAY.

PRINCIPAL EXECUTIVE OFFICER
GREGORY M. RUEGER

SIGNATURE OF AUTHORIZED AGENT	DATE
<i>Drew Squires</i>	10/20/2001

CALIFORNIA REGIONAL WATER QUALITY
CONTROL BOARD
CENTRAL COAST REGION
81 HIGUERA
SAN LUIS OBISPO, CA 93401

DISCHARGE SELF MONITORING REPORT

PACIFIC GAS AND ELECTRIC CO.
DIABLO CANYON NUCLEAR POWER PLANT
PO BOX 56
AVILA BEACH, CALIF 93424

PAGE: (M) 7

FACILITY I.D. 3 402003001 YEAR / MO / DAY BEGINNING 01 / 08 / 01 ENDING 01 / 08 / 31 STATE CODE 06 NPDES PERMIT # CA0003751

STATION ANALYSIS UNITS SMPL TYPE FREQ.	EFFLUENT 001M SUSPENDED SOLIDS				EFFLUENT 001N SUSPENDED SLDS		EFFLUENT 001P SUSPENDED SOLIDS				
	mg/1 1st FLTR	mg/1 2nd FLTR	GRAB MONTHLY	mg/1 NET	mg/1 COMPOSITE WEEKLY	mg/1 1st FLTR	mg/1 2nd FLTR	GRAB MONTHLY	mg/1 NET		
	*	*	*	*	*	*	*	*	*	*	
1											
2					22						
3											
4											
5											
6											
7											
8											
9					22						
10											
11											
12											
13											
14						9		1		8	
15					8						
16											
17											
18											
19											
20											
21					9						
22											
23											
24											
25											
26											
27											
28											
29					16						
30											
31											
MONTHLY AVG					15	8					
MONTHLY HIGH					22	8					
MONTHLY LOW					8	8					
TIMES EXCEEDED		NO LIMIT	NO LIMIT	MO AVG 30 = 0	MO AVG 60 = 0	NO LIMIT		NO LIMIT	MO AVG 30 = 0		
TIMES EXCEEDED				D MAX 100 = 0					D MAX 100 = 0		
TIMES EXCEEDED											

REMARKS: * NUMBER OF SAMPLES TAKEN DURING THE DAY.

PRINCIPAL EXECUTIVE OFFICER
GREGORY M. RUEGER

SIGNATURE OF AUTHORIZED AGENT
Drew Squires
DATE
10/20/2001

CALIFORNIA REGIONAL WATER QUALITY
CONTROL BOARD
CENTRAL COAST REGION
81 HIGUERA
SAN LUIS OBISPO, CA 93401

DISCHARGE SELF MONITORING REPORT

PACIFIC GAS AND ELECTRIC CO.
DIABLO CANYON NUCLEAR POWER PLANT
PO BOX 56
AVILA BEACH, CALIF 93424

PAGE: (M) 8

FACILITY I.D. 3 402003001		YEAR / MO / DAY BEGINNING 01 / 08 / 01		YEAR / MO / DAY ENDING 01 / 08 / 31		STATE CODE 06		NPDES PERMIT # CA0003751			
STATION ANALYSIS UNITS SMPL TYPE FREQ.	EFFLUENT 002 SUSPENDED SOLIDS mg/1 1st FLTR mg/1 2nd FLTR GRAB MONTHLY			EFFLUENT 003 SUSPENDED SOLIDS mg/1 1st FLTR mg/1 2nd FLTR GRAB MONTHLY							
	mg/1 1st FLTR	mg/1 2nd FLTR	mg/1 NET	mg/1 1st FLTR	mg/1 2nd FLTR	mg/1 NET					
1											
2											
3											
4											
5											
6											
7											
8											
9											
10											
11											
12											
13											
14	3	1	3	<	1	3	ND(5)	4	1	ND(5)	
15											
16											
17											
18											
19											
20											
21											
22											
23											
24											
25											
26											
27											
28											
29											
30											
31											
MONTHLY AVG		ND(5)			ND(5)						
MONTHLY HIGH		ND(5)			ND(5)						
MONTHLY LOW		ND(5)			ND(5)						
TIMES EXCEEDED		NO LIMIT		NO LIMIT		MO AVG 30 = 0		NO LIMIT		NO LIMIT	
TIMES EXCEEDED						D MAX 100 = 0				D MAX 100 = 0	
TIMES EXCEEDED											

REMARKS: * NUMBER OF SAMPLES TAKEN DURING THE DAY.

PRINCIPAL EXECUTIVE OFFICER
GREGORY M. RUEGER

SIGNATURE OF AUTHORIZED AGENT	DATE
<i>Drew Squires</i>	10/20/2001

CALIFORNIA REGIONAL WATER QUALITY
CONTROL BOARD
CENTRAL COAST REGION
81 HIGUERA
SAN LUIS OBISPO, CA 93401

DISCHARGE SELF MONITORING REPORT


PACIFIC GAS AND ELECTRIC CO.
DIABLO CANYON NUCLEAR POWER PLANT
PO BOX 56
AVILA BEACH, CALIF 93424

PAGE: (M) 9

FACILITY I.D. 3 402003001		YEAR / MO / DAY BEGINNING 01 / 08 / 01		YEAR / MO / DAY ENDING 01 / 08 / 31		STATE CODE 06		NPDES PERMIT # CA0003751	
STATION ANALYSIS UNITS SMPL TYPE FREQ.	EFFLUENT 003 SUSPENDED SOLIDS mg/1 1st FLTR mg/1 2nd FLTR mg/1 NET GRAB WEEKLY WHEN 001N & 001P => 003			EFFLUENT 001N SETTL SOLIDS ml/1 GRAB WEEKLY	EFFLUENT 001 T CHROMIUM ug/1 GRAB MONTHLY	EFFLUENT 001 COPPER ug/1 GRAB MONTHLY	EFFLUENT 001 NICKEL ug/1 GRAB MONTHLY	EFFLUENT 001 ZINC ug/1 GRAB MONTHLY	
1									
2				ND(0.1)					
3									
4									
5									
6									
7									
8									
9				ND(0.1)					
10									
11									
12									
13									
14					ND(10)	ND(10)	ND(10)	ND(10)	
15				ND(0.1)					
16									
17									
18									
19									
20									
21									
22				ND(0.1)					
23									
24									
25									
26									
27									
28									
29				ND(0.1)					
30									
31									
MONTHLY AVG	NO			ND(0.1)	ND(10)	ND(10)	ND(10)	ND(10)	
MONTHLY HIGH	DISCHARGE			ND(0.1)	ND(10)	ND(10)	ND(10)	ND(10)	
MONTHLY LOW				ND(0.1)	ND(10)	ND(10)	ND(10)	ND(10)	
TIMES EXCEEDED	NO LIMIT	NO LIMIT	MO AVG 30 = 0	MO AVG 1.0 = 0	6M-MED 10 = 0	6M-MED 10 = 0	6M-MED 30 = 0	6M-MED 70 = 0	
TIMES EXCEEDED			D MAX 100 = 0	D MAX 3.0 = 0	D MAX 40 = 0	D MAX 50 = 0	D MAX 100 = 0	D MAX 380 = 0	
TIMES EXCEEDED					I MAX 100 = 0	I MAX 140 = 0	I MAX 260 = 0	I MAX 990 = 0	

REMARKS: * NUMBER OF SAMPLES TAKEN DURING THE DAY.

PRINCIPAL EXECUTIVE OFFICER
GREGORY M. RUEGER

SIGNATURE OF AUTHORIZED AGENT	DATE
 Drew Squyres	10/20/2001

CALIFORNIA REGIONAL WATER QUALITY
CONTROL BOARD
CENTRAL COAST REGION
81 HIGUERA
SAN LUIS OBISPO, CA 93401

DISCHARGE SELF MONITORING REPORT

PACIFIC GAS AND ELECTRIC CO.
DIABLO CANYON NUCLEAR POWER PLANT
PO BOX 56
AVILA BEACH, CALIF 93424

PAGE: (Q) 1

FACILITY I.D. 3 402003001		YEAR / MO / DAY BEGINNING 01 / 08 / 01		YEAR / MO / DAY ENDING 01 / 08 / 31		STATE CODE 06		NPDES PERMIT # CA0003751	
STATION ANALYSIS UNITS SMPL TYPE FREQ.	INFLUENT T CHROMIUM ug/l GRAB JA/AP/JUL/OCT	INFLUENT COPPER ug/l GRAB JA/AP/JUL/OCT	INFLUENT NICKEL ug/l GRAB JA/AP/JUL/OCT	INFLUENT AMMONIA (N) ug/l GRAB JA/AP/JUL/OCT	EFFLUENT 001 AMMONIA (N) ug/l GRAB JA/AP/JUL/OCT	EFFLUENT 001D OIL & GREASE mg/l GRAB JA/AP/JUL/OCT	EFFLUENT 001G OIL & GREASE mg/l GRAB JA/AP/JUL/OCT	EFFLUENT 001H OIL & GREASE mg/l GRAB JA/AP/JUL/OCT	
1									
2									
3									
4									
5									
6									
7									
8									
9									
10									
11									
12									
13									
14	ND(10)	ND(10)	ND(10)						
15									
16									
17									
18									
19									
20									
21									
22									
23									
24									
25									
26									
27									
28									
29									
30									
31									
MONTHLY AVG	ND(10)	ND(10)	ND(10)						
MONTHLY HIGH	ND(10)	ND(10)	ND(10)						
MONTHLY LOW	ND(10)	ND(10)	ND(10)						
TIMES EXCEEDED	NO LIMIT	NO LIMIT	NO LIMIT	NO LIMIT	6M-MED 3060 = 0	MO AVG 15 = 0	MO AVG 15 = 0	MO AVG 15 = 0	
TIMES EXCEEDED					D MAX 12240 = 0	D MAX 20 = 0	D MAX 20 = 0	D MAX 20 = 0	
TIMES EXCEEDED					I MAX 30600 = 0				

REMARKS: * NUMBER OF SAMPLES TAKEN DURING THE DAY.

PRINCIPAL EXECUTIVE OFFICER
GREGORY M. RUEGER

SIGNATURE OF AUTHORIZED AGENT	DATE
<i>Drew Squires</i>	10/20/2001

CALIFORNIA REGIONAL WATER QUALITY
CONTROL BOARD
CENTRAL COAST REGION
81 HIGUERA
SAN LUIS OBISPO, CA 93401

DISCHARGE SELF MONITORING REPORT


PACIFIC GAS AND ELECTRIC CO.
DIABLO CANYON NUCLEAR POWER PLANT
PO BOX 56
AVILA BEACH, CALIF 93424

PAGE: (Q) 2

FACILITY I.D. 3 402003001		YEAR / MO / DAY BEGINNING 01 / 08 / 01		YEAR / MO / DAY ENDING 01 / 08 / 31		STATE CODE 06		NPDES PERMIT # CA0003751	
STATION ANALYSIS UNITS SMPL TYPE FREQ.	EFFLUENT 001I OIL & GREASE mg/l GRAB JA/AP/JUL/OCT	EFFLUENT 001J OIL & GREASE mg/l GRAB JA/AP/JUL/OCT	EFFLUENT 001K OIL & GREASE mg/l GRAB JA/AP/JUL/OCT	EFFLUENT 001L OIL & GREASE mg/l GRAB JA/AP/JUL/OCT	EFFLUENT 001M OIL & GREASE mg/l GRAB JA/AP/JUL/OCT	EFFLUENT 001P OIL & GREASE mg/l GRAB JA/AP/JUL/OCT	EFFLUENT 002 OIL & GREASE mg/l GRAB JA/AP/JUL/OCT	EFFLUENT 003 OIL & GREASE mg/l GRAB JA/AP/JUL/OCT	
1									
2									
3									
4									
5									
6									
7									
8									
9									
10									
11									
12									
13									
14									
15									
16									
17									
18									
19									
20									
21									
22									
23									
24									
25									
26									
27									
28									
29									
30									
31									
MONTHLY AVG									
MONTHLY HIGH									
MONTHLY LOW									
TIMES EXCEEDED									
TIMES EXCEEDED									
TIMES EXCEEDED									

REMARKS: * NUMBER OF SAMPLES TAKEN DURING THE DAY.

PRINCIPAL EXECUTIVE OFFICER
GREGORY M. RUEGER

SIGNATURE OF AUTHORIZED AGENT	DATE
 Drew Squires	10/20/2001

CALIFORNIA REGIONAL WATER QUALITY
CONTROL BOARD
CENTRAL COAST REGION
81 HIGUERA
SAN LUIS OBISPO, CA 93401

DISCHARGE SELF MONITORING REPORT


PACIFIC GAS AND ELECTRIC CO.
DIABLO CANYON NUCLEAR POWER PLANT
PO BOX 56
AVILA BEACH, CALIF 93424

PAGE: (Q) 3

FACILITY I.D. 3 402003001		YEAR / MO / DAY BEGINNING 01 / 08 / 01		YEAR / MO / DAY ENDING 01 / 08 / 31		STATE CODE 06		NPDES PERMIT # CA0003751	
STATION ANALYSIS UNITS SMPL TYPE FREQ.	EFFLUENT 004 OIL & GREASE mg/l GRAB JA/AP/JUL/OCT	EFFLUENT 001 TOX CONCEN TU GRAB JA/AP/JUL/OCT	EFFLUENT 001D CADMIUM ug/l QTRLY COMP JA/AP/JUL/OCT	EFFLUENT 001H CADMIUM ug/l QTRLY COMP JA/AP/JUL/OCT	EFFLUENT 001L CADMIUM ug/l QTRLY COMP JA/AP/JUL/OCT	EFFLUENT 001F CADMIUM ug/l 1 WEEK COMP JA/AP/JUL/OCT			
1	*	*	*	*	*	*	*		
2									
3									
4									
5									
6									
7									
8									
9			0.00						
10									
11									
12									
13									
14									
15									
16									
17									
18									
19									
20									
21									
22									
23									
24									
25									
26									
27									
28									
29									
30									
31									
MONTHLY AVG		0.00							
MONTHLY HIGH		0.00							
MONTHLY LOW		0.00							
TIMES EXCEEDED		MO AVG 15 = 0		NO LIMIT		NO LIMIT		NO LIMIT	
TIMES EXCEEDED		D MAX 20 = 0							
TIMES EXCEEDED		6M-MED 0.26=0							

REMARKS: * NUMBER OF SAMPLES TAKEN DURING THE DAY.

PRINCIPAL EXECUTIVE OFFICER
GREGORY M. RUEGER

SIGNATURE OF AUTHORIZED AGENT	DATE
	10/20/2001

CALIFORNIA REGIONAL WATER QUALITY
CONTROL BOARD
CENTRAL COAST REGION
81 HIGUERA
SAN LUIS OBISPO, CA 93401

DISCHARGE SELF MONITORING REPORT


PACIFIC GAS AND ELECTRIC CO.
DIABLO CANYON NUCLEAR POWER PLANT
PO BOX 56
AVILA BEACH, CALIF 93424

PAGE: (Q) 4

FACILITY I.D.		YEAR / MO / DAY		YEAR / MO / DAY		STATE CODE		NPDES PERMIT #	
3 402003001		BEGINNING	01 / 08 / 01	ENDING	01 / 08 / 31	06		CA0003751	
STATION ANALYSIS UNITS SMPL TYPE FREQ.	EFFLUENT 001D CHROMIUM ug/l QTRLY COMP JA/AP/JUL/OCT	EFFLUENT 001H T CHROMIUM ug/l QTRLY COMP JA/AP/JUL/OCT	EFFLUENT 001L T CHROMIUM ug/l QTRLY COMP JA/AP/JUL/OCT	EFFLUENT 001F T CHROMIUM ug/l 1 WEEK COMP JA/AP/JUL/OCT	EFFLUENT 001D COPPER ug/l QTRLY COMP JA/AP/JUL/OCT	EFFLUENT 001H COPPER ug/l QTRLY COMP JA/AP/JUL/OCT	EFFLUENT 001L COPPER ug/l QTRLY COMP JA/AP/JUL/OCT	EFFLUENT 001F COPPER ug/l 1 WEEK COMP JA/AP/JUL/OCT	
1									
2									
3									
4									
5									
6									
7									
8									
9									
10									
11									
12									
13									
14									
15									
16									
17									
18									
19									
20									
21									
22									
23									
24									
25									
26									
27									
28									
29									
30									
31									
MONTHLY AVG									
MONTHLY HIGH									
MONTHLY LOW									
TIMES EXCEEDED									
TIMES EXCEEDED									
TIMES EXCEEDED									

REMARKS: * NUMBER OF SAMPLES TAKEN DURING THE DAY.

PRINCIPAL EXECUTIVE OFFICER
GREGORY M. RUEGER

SIGNATURE OF AUTHORIZED AGENT	DATE
 Drew Squires	10/20/2001

CALIFORNIA REGIONAL WATER QUALITY
CONTROL BOARD
CENTRAL COAST REGION
81 HIGUERA
SAN LUIS OBISPO, CA 93401

DISCHARGE SELF MONITORING REPORT


PACIFIC GAS AND ELECTRIC CO.
DIABLO CANYON NUCLEAR POWER PLANT
PO BOX 56
AVILA BEACH, CALIF 93424

PAGE: (Q) 5

FACILITY I.D. 3 402003001		YEAR / MO / DAY BEGINNING 01 / 08 / 01		YEAR / MO / DAY ENDING 01 / 08 / 31		STATE CODE 06		NPDES PERMIT # CA0003751	
STATION ANALYSIS UNITS SMPL TYPE FREQ.	EFFLUENT 001D LEAD ug/l QTRLY COMP JA/AP/JUL/OCT	EFFLUENT 001H LEAD ug/l QTRLY COMP JA/AP/JUL/OCT	EFFLUENT 001L LEAD ug/l QTRLY COMP JA/AP/JUL/OCT	EFFLUENT 001F LEAD ug/l 1 WEEK COMP JA/AP/JUL/OCT	EFFLUENT 001D MERCURY ug/l QTRLY COMP JA/AP/JUL/OCT	EFFLUENT 001H MERCURY ug/l QTRLY COMP JA/AP/JUL/OCT	EFFLUENT 001L MERCURY ug/l QTRLY COMP JA/AP/JUL/OCT	EFFLUENT 001F MERCURY ug/l 1 WEEK COMP JA/AP/JUL/OCT	
1									
2									
3									
4									
5									
6									
7									
8									
9									
10									
11									
12									
13									
14									
15									
16									
17									
18									
19									
20									
21									
22									
23									
24									
25									
26									
27									
28									
29									
30									
31									
MONTHLY AVG									
MONTHLY HIGH									
MONTHLY LOW									
TIMES EXCEEDED	NO LIMIT	NO LIMIT	NO LIMIT	NO LIMIT	NO LIMIT	NO LIMIT	NO LIMIT	NO LIMIT	
TIMES EXCEEDED									
TIMES EXCEEDED									

REMARKS: * NUMBER OF SAMPLES TAKEN DURING THE DAY.

PRINCIPAL EXECUTIVE OFFICER
GREGORY M. RUEGER

SIGNATURE OF AUTHORIZED AGENT	DATE
 Drew Squyres	10/20/2001

CALIFORNIA REGIONAL WATER QUALITY
CONTROL BOARD
CENTRAL COAST REGION
81 HIGUERA
SAN LUIS OBISPO, CA 93401

DISCHARGE SELF MONITORING REPORT

PACIFIC GAS AND ELECTRIC CO.
DIABLO CANYON NUCLEAR POWER PLANT
PO BOX 56
AVILA BEACH, CALIF 93424

PAGE: (Q) 6

FACILITY I.D.	YEAR / MO / DAY		YEAR / MO / DAY		STATE CODE	NPDES PERMIT #		
3 402003001	BEGINNING	01 / 08 / 01	ENDING	01 / 08 / 31	06	CA0003751		
STATION ANALYSIS UNITS SMPL TYPE FREQ.	EFFLUENT 001D NICKEL ug/l QTRLY COMP JA/AP/JUL/OCT	EFFLUENT 001H NICKEL ug/l QTRLY COMP JA/AP/JUL/OCT	EFFLUENT 001L NICKEL ug/l QTRLY COMP JA/AP/JUL/OCT	EFFLUENT 001F NICKEL ug/l 1 WEEK COMP JA/AP/JUL/OCT	EFFLUENT 001D SILVER ug/l QTRLY COMP JA/AP/JUL/OCT	EFFLUENT 001H SILVER ug/l QTRLY COMP JA/AP/JUL/OCT	EFFLUENT 001L SILVER ug/l QTRLY COMP JA/AP/JUL/OCT	EFFLUENT 001F SILVER ug/l 1 WEEK COMP JA/AP/JUL/OCT
1								
2								
3								
4								
5								
6								
7								
8								
9								
10								
11								
12								
13								
14								
15								
16								
17								
18								
19								
20								
21								
22								
23								
24								
25								
26								
27								
28								
29								
30								
31								
MONTHLY AVG								
MONTHLY HIGH								
MONTHLY LOW								
TIMES EXCEEDED								
TIMES EXCEEDED								
TIMES EXCEEDED								

REMARKS: * NUMBER OF SAMPLES TAKEN DURING THE DAY.

PRINCIPAL EXECUTIVE OFFICER
GREGORY M. RUEGER

SIGNATURE OF AUTHORIZED AGENT	DATE
<i>Drew Squires</i>	10/20/2001

CALIFORNIA REGIONAL WATER QUALITY
CONTROL BOARD
CENTRAL COAST REGION
81 HIGUERA
SAN LUIS OBISPO, CA 93401

DISCHARGE SELF MONITORING REPORT

PACIFIC GAS AND ELECTRIC CO.
DIABLO CANYON NUCLEAR POWER PLANT
PO BOX 56
AVILA BEACH, CALIF 93424

PAGE: (Q) 7

FACILITY I.D. 3 402003001
YEAR / MO / DAY BEGINNING 01 / 08 / 01
YEAR / MO / DAY ENDING 01 / 08 / 31
STATE CODE 06
NPDES PERMIT # CA0003751

STATION ANALYSIS UNITS SMPL TYPE FREQ.	EFFLUENT 001D ZINC ug/l QTRLY COMP JA/AP/JUL/OCT	EFFLUENT 001H ZINC ug/l QTRLY COMP JA/AP/JUL/OCT	EFFLUENT 001L ZINC ug/l QTRLY COMP JA/AP/JUL/OCT	EFFLUENT 001F ZINC ug/l 1 WEEK COMP JA/AP/JUL/OCT	
1					
2					
3					
4					
5					
6					
7					
8					
9					
10					
11					
12					
13					
14					
15					
16					
17					
18					
19					
20					
21					
22					
23					
24					
25					
26					
27					
28					
29					
30					
31					

MONTHLY AVG
MONTHLY HIGH
MONTHLY LOW

TIMES EXCEEDED NO LIMIT NO LIMIT NO LIMIT NO LIMIT
TIMES EXCEEDED
TIMES EXCEEDED

REMARKS: * NUMBER OF SAMPLES TAKEN DURING THE DAY.

PRINCIPAL EXECUTIVE OFFICER
GREGORY M. RUEGER

SIGNATURE OF AUTHORIZED AGENT
DATE
Drew Squires 10/20/2001

CALIFORNIA REGIONAL WATER QUALITY
CONTROL BOARD
CENTRAL COAST REGION
81 HIGUERA
SAN LUIS OBISPO, CA 93401

DISCHARGE SELF MONITORING REPORT

PACIFIC GAS AND ELECTRIC CO.
DIABLO CANYON NUCLEAR POWER PLANT
PO BOX 56
AVILA BEACH, CALIF 93424

PAGE: (Q) 8

FACILITY I.D. 3 402003001 YEAR / MO / DAY BEGINNING 01 / 08 / 01 ENDING 01 / 08 / 31 STATE CODE 06 NPDES PERMIT # CA0003751

STATION ANALYSIS UNITS SMPL TYPE FREQ.	EFFLUENT 001D COPPER mg/l 24-HR COMP. METAL CLNG	EFFLUENT 001F COPPER mg/l 24-HR COMP. METAL CLNG	EFFLUENT 001I COPPER mg/l 24-HR COMP. METAL CLNG	EFFLUENT 001L COPPER mg/l 24-HR COMP. METAL CLNG	EFFLUENT 001M COPPER mg/l 24-HR COMP. METAL CLNG	
1						
2						
3						
4						
5						
6						
7						
8						
9						
10						
11						
12						
13						
14						
15						
16						
17						
18						
19						
20						
21						
22						
23						
24						
25						
26						
27						
28						
29						
30						
31						

MONTHLY AVG
MONTHLY HIGH
MONTHLY LOW

TIMES EXCEEDED MO AVG 1 = 0 MO AVG 1 = 0 MO AVG 1 = 0 MO AVG 1 = 0 MO AVG 1 = 0
TIMES EXCEEDED D MAX 1 = 0 D MAX 1 = 0 D MAX 1 = 0 D MAX 1 = 0 D MAX 1 = 0
TIMES EXCEEDED

REMARKS: * NUMBER OF SAMPLES TAKEN DURING THE DAY.

PRINCIPAL EXECUTIVE OFFICER

GREGORY M. RUEGER

SIGNATURE OF AUTHORIZED AGENT

DATE

Drew Squires

10/20/2001

CALIFORNIA REGIONAL WATER QUALITY
CONTROL BOARD
CENTRAL COAST REGION
81 HIGUERA
SAN LUIS OBISPO, CA 93401

DISCHARGE SELF MONITORING REPORT

PACIFIC GAS AND ELECTRIC CO.
DIABLO CANYON NUCLEAR POWER PLANT
PO BOX 56
AVILA BEACH, CALIF 93424

PAGE: (Q) 9

FACILITY I.D. 3 402003001
YEAR / MO / DAY BEGINNING 01 / 08 / 01
YEAR / MO / DAY ENDING 01 / 08 / 31
STATE CODE 06
NPDES PERMIT # CA0003751

STATION ANALYSIS UNITS SMPL TYPE FREQ.	EFFLUENT 001D IRON mg/l 24-HR COMP. METAL CLNG	EFFLUENT 001F IRON mg/l 24-HR COMP. METAL CLNG	EFFLUENT 001I IRON mg/l 24-HR COMP. METAL CLNG	EFFLUENT 001L IRON mg/l 24-HR COMP. METAL CLNG	EFFLUENT 001M IRON mg/l 24-HR COMP. METAL CLNG	
1						
2						
3						
4						
5						
6						
7						
8						
9						
10						
11						
12						
13						
14						
15						
16						
17						
18						
19						
20						
21						
22						
23						
24						
25						
26						
27						
28						
29						
30						
31						

MONTHLY AVG
MONTHLY HIGH
MONTHLY LOW

TIMES EXCEEDED MO AVG 1 = 0 MO AVG 1 = 0 MO AVG 1 = 0 MO AVG 1 = 0 MO AVG 1 = 0
TIMES EXCEEDED D MAX 1 = 0 D MAX 1 = 0 D MAX 1 = 0 D MAX 1 = 0 D MAX 1 = 0
TIMES EXCEEDED

REMARKS: * NUMBER OF SAMPLES TAKEN DURING THE DAY.

PRINCIPAL EXECUTIVE OFFICER

GREGORY M. RUEGER

SIGNATURE OF AUTHORIZED AGENT

DATE

 Drew Squires

10/20/2001

CALIFORNIA REGIONAL WATER QUALITY
CONTROL BOARD
CENTRAL COAST REGION
81 HIGUERA
SAN LUIS OBISPO, CA 93401

DISCHARGE SELF MONITORING REPORT


PACIFIC GAS AND ELECTRIC CO.
DIABLO CANYON NUCLEAR POWER PLANT
PO BOX 56
AVILA BEACH, CALIF 93424

PAGE: (A) 1

FACILITY I.D. 3 402003001		YEAR / MO / DAY BEGINNING 01 / 08 / 01		YEAR / MO / DAY ENDING 01 / 08 / 31		STATE CODE 06		NPDES PERMIT # CA0003751	
STATION ANALYSIS UNITS SMPL TYPE FREQ.	EFFLUENT 001 TITANIUM ug/l GRAB OCTOBER	INFLUENT ARSENIC ug/l GRAB OCTOBER	EFFLUENT ARSENIC ug/l GRAB OCTOBER	INFLUENT CADMIUM ug/l GRAB OCTOBER	EFFLUENT 001 CADMIUM ug/l GRAB OCTOBER	INFLUENT LEAD ug/l GRAB OCTOBER	EFFLUENT 001 LEAD ug/l GRAB OCTOBER	INFLUENT ZINC ug/l GRAB OCTOBER	
1									
2									
3									
4									
5									
6									
7									
8									
9									
10									
11									
12									
13									
14									
15								15	
16									
17									
18									
19									
20									
21									
22									
23									
24									
25									
26									
27									
28									
29									
30									
31									
MONTHLY AVG								** 15	
MONTHLY HIGH								15	
MONTHLY LOW								15	
TIMES EXCEEDED	NO LIMIT	NO LIMIT	6M-MED 30 = 0	NO LIMIT	6M-MED 10 = 0	NO LIMIT	6M-MED 10 = 0	NO LIMIT	
TIMES EXCEEDED			D MAX 150 = 0		D MAX 20 = 0		D MAX 40 = 0		
TIMES EXCEEDED			I MAX 400 = 0		I MAX 50 = 0		I MAX 100 = 0		

REMARKS: * NUMBER OF SAMPLES TAKEN DURING THE DAY.
** INFLUENT ANALYSIS PERFORMED FOR COMPARISON TO EFFLUENTS.

PRINCIPAL EXECUTIVE OFFICER
GREGORY M. RUEGER

SIGNATURE OF AUTHORIZED AGENT	DATE
 Drew Squires	10/20/2001

CALIFORNIA REGIONAL WATER QUALITY
CONTROL BOARD
CENTRAL COAST REGION
81 HIGUERA
SAN LUIS OBISPO, CA 93401

DISCHARGE SELF MONITORING REPORT

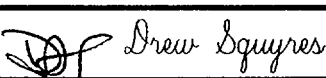
PACIFIC GAS AND ELECTRIC CO.
DIABLO CANYON NUCLEAR POWER PLANT
PO BOX 56
AVILA BEACH, CALIF 93424

PAGE: (A) 2

FACILITY I.D. 3 402003001		YEAR / MO / DAY BEGINNING 01 / 08 / 01		YEAR / MO / DAY ENDING 01 / 08 / 31		STATE CODE 06		NPDES PERMIT # CA0003751	
STATION ANALYSIS UNITS SMPL TYPE FREQ.	INFLUENT MERCURY ug/l GRAB OCTOBER	EFFLUENT 001 MERCURY ug/l GRAB OCTOBER	INFLUENT SILVER ug/l GRAB OCTOBER	EFFLUENT 001 SILVER ug/l GRAB OCTOBER	INFLUENT CYANIDE ug/l GRAB OCTOBER	EFFLUENT 001 CYANIDE ug/l GRAB OCTOBER	INFLUENT PHENOLIC CMP ug/l (NONCL) GRAB OCTOBER	EFFLUENT 001 PHENOLIC CMP ug/l (NONCL) GRAB OCTOBER	
1									
2									
3									
4									
5									
6									
7									
8									
9									
10									
11									
12									
13									
14									
15									
16									
17									
18									
19									
20									
21									
22									
23									
24									
25									
26									
27									
28									
29									
30									
31									
MONTHLY AVG									
MONTHLY HIGH									
MONTHLY LOW									
TIMES EXCEEDED									
TIMES EXCEEDED									
TIMES EXCEEDED									

REMARKS: * NUMBER OF SAMPLES TAKEN DURING THE DAY.

PRINCIPAL EXECUTIVE OFFICER
GREGORY M. RUEGER

SIGNATURE OF AUTHORIZED AGENT	DATE
 Drew Squires	10/20/2001

CALIFORNIA REGIONAL WATER QUALITY
CONTROL BOARD
CENTRAL COAST REGION
81 HIGUERA
SAN LUIS OBISPO, CA 93401

DISCHARGE SELF MONITORING REPORT

PACIFIC GAS AND ELECTRIC CO.
DIABLO CANYON NUCLEAR POWER PLANT
PO BOX 56
AVILA BEACH, CALIF 93424

PAGE: (A) 3

FACILITY I.D. 3 402003001		YEAR / MO / DAY BEGINNING 01 / 08 / 01		YEAR / MO / DAY ENDING 01 / 08 / 31		STATE CODE 06		NPDES PERMIT # CA0003751	
STATION ANALYSIS UNITS SMPL TYPE FREQ.	INFLUENT CHLOR PHENOL ug/l GRAB OCTOBER	EFFLUENT 001 CHLOR PHENOL ug/l GRAB OCTOBER	EFFLUENT 001D LITHIUM mg/l GRAB OCTOBER	EFFLUENT 001D BORON mg/l GRAB OCTOBER	EFFLUENT 001D HYDRAZINE mg/l GRAB OCTOBER	EFFLUENT 005 OIL & GREASE mg/l GRAB OCTOBER	EFFLUENT 008 OIL & GREASE mg/l GRAB OCTOBER		
1									
2									
3									
4									
5									
6									
7									
8									
9									
10									
11									
12									
13									
14									
15									
16									
17									
18									
19									
20									
21									
22									
23									
24									
25									
26									
27									
28									
29									
30									
31									
MONTHLY AVG									
MONTHLY HIGH									
MONTHLY LOW									
TIMES EXCEEDED	NO LIMIT	6M-MED 10=0	NO LIMIT	NO LIMIT	NO LIMIT	MO AVG 15=0	MO AVG 15=0		
TIMES EXCEEDED		DMAX 20=0				DMAX 20=0	DMAX 20=0		
TIMES EXCEEDED		IMAX 50=0							

REMARKS: * NUMBER OF SAMPLES TAKEN DURING THE DAY.

PRINCIPAL EXECUTIVE OFFICER
GREGORY M. RUEGER

SIGNATURE OF AUTHORIZED AGENT	DATE
<i>[Signature]</i> Drew Squyres	10/20/2001

CALIFORNIA REGIONAL WATER QUALITY
CONTROL BOARD
CENTRAL COAST REGION
81 HIGUERA
SAN LUIS OBISPO, CA 93401

DISCHARGE SELF MONITORING REPORT


PACIFIC GAS AND ELECTRIC CO.
DIABLO CANYON NUCLEAR POWER PLANT
PO BOX 56
AVILA BEACH, CALIF 93424

PAGE: (A) 4

FACILITY I.D. 3 402003001	YEAR / MO / DAY BEGINNING 01 / 08 / 01		YEAR / MO / DAY ENDING 01 / 08 / 31		STATE CODE 06	NPDES PERMIT # CA0003751	
STATION ANALYSIS UNITS SMPL TYPE FREQ.	EFFLUENT 009 OIL & GREASE mg/l GRAB OCTOBER	EFFLUENT 013 OIL & GREASE mg/l GRAB OCTOBER	EFFLUENT 015 OIL & GREASE mg/l GRAB OCTOBER	EFFLUENT 016 OIL & GREASE mg/l GRAB OCTOBER	EFFLUENT 017 OIL & GREASE mg/l GRAB OCTOBER	INFLUENT PCB'S ug/l GRAB OCTOBER	EFFLUENT 001 PCB'S ug/l GRAB OCTOBER
1							
2							
3							
4							
5							
6							
7							
8							
9							
10							
11							
12							
13							
14							
15							
16							
17							
18							
19							
20							
21							
22							
23							
24							
25							
26							
27							
28							
29							
30							
31							
MONTHLY AVG							
MONTHLY HIGH							
MONTHLY LOW							
TIMES EXCEEDED	MO AVG 15=0	MO AVG 15=0	MO AVG 15=0	MO AVG 15=0	MO AVG 15=0	NO LIMIT	NO LIMIT
TIMES EXCEEDED	DMAX 20=0	DMAX 20=0	DMAX 20=0	DMAX 20=0	DMAX 20=0		
TIMES EXCEEDED							

REMARKS: * NUMBER OF SAMPLES TAKEN DURING THE DAY.

PRINCIPAL EXECUTIVE OFFICER
GREGORY M. RUEGER

SIGNATURE OF AUTHORIZED AGENT	DATE
 Drew Squires	10/20/2001

CALIFORNIA REGIONAL WATER QUALITY
CONTROL BOARD
CENTRAL COAST REGION
81 HIGUERA
SAN LUIS OBISPO, CA 93401

DISCHARGE SELF MONITORING REPORT

PACIFIC GAS AND ELECTRIC CO.
DIABLO CANYON NUCLEAR POWER PLANT
PO BOX 56
AVILA BEACH, CALIF 93424

PAGE: (A) 5

FACILITY I.D. 3 402003001		YEAR / MO / DAY BEGINNING 01 / 08 / 01		YEAR / MO / DAY ENDING 01 / 08 / 31		STATE CODE 06		NPDES PERMIT # CA0003751	
STATION ANALYSIS UNITS SMPL TYPE FREQ.	EFFLUENT 001N SLUDGE MOISTURE % GRAB OCTOBER	EFFLUENT 001N SLUDGE TOT KJLDL N mg/kg GRAB OCTOBER	EFFLUENT 001N SLUDGE AMMONIA (N) mg/kg GRAB OCTOBER	EFFLUENT 001N SLUDGE NITRATE (N) mg/kg GRAB OCTOBER	EFFLUENT 001N SLUDGE TOT PHOSPHS mg/kg GRAB OCTOBER	EFFLUENT 001N SLUDGE pH pH units GRAB OCTOBER	EFFLUENT 001N SLUDGE OIL & GREASE mg/kg GRAB OCTOBER	EFFLUENT 001N SLUDGE BORON mg/kg GRAB OCTOBER	
1									
2									
3									
4									
5									
6									
7									
8									
9									
10									
11									
12									
13									
14									
15									
16									
17									
18									
19									
20									
21									
22									
23									
24									
25									
26									
27									
28									
29									
30									
31									
MONTHLY AVG									
MONTHLY HIGH									
MONTHLY LOW									
TIMES EXCEEDED	NO LIMIT	NO LIMIT	NO LIMIT	NO LIMIT	NO LIMIT	NO LIMIT	NO LIMIT	NO LIMIT	
TIMES EXCEEDED									
TIMES EXCEEDED									

REMARKS: * NUMBER OF SAMPLES TAKEN DURING THE DAY.

PRINCIPAL EXECUTIVE OFFICER
GREGORY M. RUEGER

SIGNATURE OF AUTHORIZED AGENT	DATE
<i>Drew Squires</i>	10/20/2001

CALIFORNIA REGIONAL WATER QUALITY
CONTROL BOARD
CENTRAL COAST REGION
81 HIGUERA
SAN LUIS OBISPO, CA 93401

DISCHARGE SELF MONITORING REPORT


PACIFIC GAS AND ELECTRIC CO.
DIABLO CANYON NUCLEAR POWER PLANT
PO BOX 56
AVILA BEACH, CALIF 93424

PAGE: (A) 6

FACILITY I.D. 3 402003001	YEAR / MO / DAY BEGINNING 01 / 08 / 01		YEAR / MO / DAY ENDING 01 / 08 / 31		STATE CODE 06	NPDES PERMIT # CA0003751		
STATION ANALYSIS UNITS SMPL TYPE FREQ.	EFFLUENT 001N SLUDGE CADMIUM mg/kg GRAB OCTOBER	EFFLUENT 001N SLUDGE COPPER mg/kg GRAB OCTOBER	EFFLUENT 001N SLUDGE CHROMIUM mg/kg GRAB OCTOBER	EFFLUENT 001N SLUDGE LEAD mg/kg GRAB OCTOBER	EFFLUENT 001N SLUDGE NICKEL mg/kg GRAB OCTOBER	EFFLUENT 001N SLUDGE MERCURY mg/kg GRAB OCTOBER	EFFLUENT 001N SLUDGE ZINC mg/kg GRAB OCTOBER	EFFLUENT 001N SLUDGE VOLUME tons OCTOBER
1								
2								
3								
4								
5								
6								
7								
8								
9								
10								
11								
12								
13								
14								
15								
16								
17								
18								
19								
20								
21								
22								
23								
24								
25								
26								
27								
28								
29								
30								
31								
MONTHLY AVG								
MONTHLY HIGH								
MONTHLY LOW								
TIMES EXCEEDED	10xSTLC=0	10xSTLC=0	10xSTLC=0	10xSTLC=0	10xSTLC=0	10xSTLC=0	10xSTLC=0	
TIMES EXCEEDED	10 mg/kg=0	250 mg/kg=0	50 mg/kg=0	50 mg/kg=0	200 mg/kg=0	2 mg/kg=0	2500 mg/kg=0	
TIMES EXCEEDED	TTLC>100=0	TTLC>2500=0	TTLC>500=0	TTLC>1000=0	TTLC>2000=0	TTLC>20=0	TTLC>5000=0	

REMARKS: * NUMBER OF SAMPLES TAKEN DURING THE DAY.

PRINCIPAL EXECUTIVE OFFICER
GREGORY M. RUEGER

SIGNATURE OF AUTHORIZED AGENT	DATE
 Drew Squires	10/20/2001

APPENDIX 4

DIABLO CANYON POWER PLANT

Influent and Effluent Monitoring

September 2001

CALIFORNIA REGIONAL WATER QUALITY
CONTROL BOARD
CENTRAL COAST REGION
81 HIGUERA
SAN LUIS OBISPO, CA 93401

DISCHARGE SELF MONITORING REPORT


PACIFIC GAS AND ELECTRIC CO.
DIABLO CANYON NUCLEAR POWER PLANT
PO BOX 56
AVILA BEACH, CALIF 93424

PAGE: (M) 1

FACILITY I.D.		YEAR / MO / DAY				STATE CODE		NPDES PERMIT #	
3 402003001		BEGINNING	01 / 09 / 01	ENDING	01 / 09 / 30	06		CA0003751	
STATION ANALYSIS UNITS SMPL TYPE FREQ.	INFLUENT TEMPERATURE DEGREES F METERED CONTINUOUS	EFFLUENT 001 TEMPERATURE DEGREES F METERED CONTINUOUS	DELTA TEMP TEMPERATURE DEGREES F METERED CONTINUOUS	EFFLUENT 001 FLOW MGD RECORDED DAILY	INFLUENT pH pH UNITS GRAB MONTHLY	EFFLUENT 001 pH pH UNITS GRAB MONTHLY (**)	EFFLUENT 001P pH pH UNITS GRAB MONTHLY	EFFLUENT 002 pH pH UNITS GRAB MONTHLY	
	*	*	*	*	*	*	*	*	
1	56.0	74.8	18.8	2486					
2	56.7	75.5	18.8	2486					
3	58.3	76.8	18.5	2486					
4	58.4	77.2	18.8	2486					
5	57.5	76.3	18.8	2486					
6	56.5	75.1	18.6	2486	7.8	7.8	7.7	2 8.0	
7	58.2	76.4	18.2	2486					
8	58.7	77.0	18.3	2486					
9	59.0	77.4	18.4	2486					
10	59.2	77.7	18.5	2486					
11	57.7	77.0	19.3	2486					
12	57.3	76.6	19.3	2486					
13	55.0	74.3	19.3	2486					
14	56.0	74.6	18.6	1992					
15	56.6	75.9	19.3	2239					
16	55.1	74.6	19.5	2486					
17	54.4	73.9	19.5	2486					
18	54.8	74.2	19.4	2486					
19	54.9	74.3	19.4	2486					
20	56.2	75.3	19.1	2486					
21	56.1	75.1	19.0	2486					
22	55.9	74.8	18.9	2486					
23	55.7	74.7	19.0	2486					
24	55.4	74.5	19.1	2486					
25	55.2	74.1	18.9	2486					
26	54.3	73.6	19.3	2486					
27	52.6	71.9	19.3	2486					
28	52.8	72.2	19.4	2486					
29	52.1	71.5	19.4	2486					
30	54.4	73.4	19.0	2486					
31									
MONTHLY AVG	56.0	75.0	19.0	2461	7.8	7.8	7.7	8.0	
MONTHLY HIGH	59.2	77.7	19.5	2486	7.8	7.8	7.7	8.0	
MONTHLY LOW	52.1	71.5	18.2	1992	7.8	7.8	7.7	8.0	
TIMES EXCEEDED	NO LIMIT	NO LIMIT	MAX 22 = 0	MAX 2760 = 0	NO LIMIT	NO LIMIT	NO LIMIT	NO LIMIT	
TIMES EXCEEDED			(**)						
TIMES EXCEEDED									

REMARKS: * NUMBER OF SAMPLES TAKEN DURING THE DAY.
** EXCEPT DURING DEMUSSELING.
*** DAILY WHEN DISCHARGING CHEMICAL CLEANING WASTES FROM DISCHARGES 001D, F, I, L, AND/OR M.

PRINCIPAL EXECUTIVE OFFICER
GREGORY M. RUEGER

SIGNATURE OF AUTHORIZED AGENT	DATE
 Drew Squyres	10/20/2001

CALIFORNIA REGIONAL WATER QUALITY
CONTROL BOARD
CENTRAL COAST REGION
81 HIGUERA
SAN LUIS OBISPO, CA 93401

DISCHARGE SELF MONITORING REPORT


PACIFIC GAS AND ELECTRIC CO.
DIABLO CANYON NUCLEAR POWER PLANT
PO BOX 56
AVILA BEACH, CALIF 93424

PAGE: (M) 2

FACILITY I.D. 3 402003001	YEAR / MO / DAY BEGINNING 01 / 09 / 01		YEAR / MO / DAY ENDING 01 / 09 / 30		STATE CODE 06	NPDES PERMIT # CA0003751		
STATION ANALYSIS UNITS SMPL TYPE FREQ.	EFFLUENT 003 pH pH UNITS GRAB MONTHLY	EFFLUENT 004 pH pH UNITS GRAB MONTHLY	EFFLUENT 001N OIL & GREASE mg/l COMPOSITE WEEKLY	EFFLUENT 001P OIL & GREASE mg/l GRAB WEEKLY (**)	EFFLUENT 003 OIL & GREASE mg/l GRAB WEEKLY (***)	EFFLUENT 001F OIL & GREASE mg/l GRAB MONTHLY	EFFLUENT 001 T CHLOR RES ug/l GRAB 2 per CYCLE	EFFLUENT 001 CHLORINE USED lbs/day RECORDED MONTHLY
1							12	26
2							12	24
3							12	20
4						< 3	12	20
5			3	ND(5)			12	18
6	7.8	8.0					12	24
7							12	22
8							12	18
9							12	17
10							12	15
11							12	17
12							12	17
13			3	ND(5)			10	46
14							11	50
15							12	14
16							12	18
17							12	26
18							12	26
19							12	26
20			3	ND(5)			12	41
21							12	31
22							12	29
23							12	29
24							12	20
25			3	ND(5)			12	26
26							12	24
27							12	45
28							12	46
29							12	42
30							12	35
31								
MONTHLY AVG	7.8	8.0	ND(5)	NO	NO	< 3	27	817
MONTHLY HIGH	7.8	8.0	ND(5)	DISCHARGE	DISCHARGE	< 3	50	994
MONTHLY LOW	7.8	8.0	ND(5)			< 3	14	686
TIMES EXCEEDED	NO LIMIT	NO LIMIT	MO AVG 15 = 0	MO AVG 15 = 0	MO AVG 15 = 0	MO AVG 15 = 0	I MAX 200 = 0	NO LIMIT
TIMES EXCEEDED			D MAX 20 = 0	D MAX 20 = 0	D MAX 20 = 0	D MAX 20 = 0		
TIMES EXCEEDED								

REMARKS: * NUMBER OF SAMPLES TAKEN DURING THE DAY.
** WHEN 001N IS DISCHARGING TO 001P.
*** WHEN 001P IS DISCHARGING TO 003.

PRINCIPAL EXECUTIVE OFFICER
GREGORY M. RUEGER

SIGNATURE OF AUTHORIZED AGENT	DATE
 Drew Squyres	10/20/2001

CALIFORNIA REGIONAL WATER QUALITY
CONTROL BOARD
CENTRAL COAST REGION
81 HIGUERA
SAN LUIS OBISPO, CA 93401

DISCHARGE SELF MONITORING REPORT

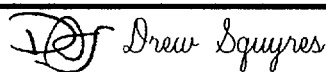
PACIFIC GAS AND ELECTRIC CO.
DIABLO CANYON NUCLEAR POWER PLANT
PO BOX 56
AVILA BEACH, CALIF 93424

PAGE: (M) 3

FACILITY I.D.		YEAR / MO / DAY		YEAR / MO / DAY		STATE CODE		NPDES PERMIT #		
3 402003001		BEGINNING 01 / 09 / 01		ENDING 01 / 09 / 30		06		CA0003751		
STATION ANALYSIS UNITS SMPL TYPE FREQ.	EFF 001N=>003 TOTL COLIFORM MPN/100ml GRAB 4 TIMES/WEEK	EFF 001N=>003 FECAL COLIFORM MPN/100ml GRAB 4 TIMES/WEEK	EFFLUENT 001D SUSPENDE SOLIDS mg/1 1st FLTR mg/1 2nd FLTR GRAB MONTHLY mg/1 NET				EFFLUENT 001F SUSPENDE SOLIDS mg/1 1st FLTR mg/1 2nd FLTR GRAB MONTHLY mg/1 NET			
1										
2										
3				36			36			
4								1	< 1	ND(5)
5										
6										
7				< 1			ND(5)			
8				17	< 1		17			
9										
10										
11				4			ND(5)			
12										
13										
14				22			22			
15										
16										
17				25			25			
18										
19										
20										
21										
22										
23										
24										
25										
26										
27										
28										
29										
30										
31										
MONTHLY AVG	NO		NO		**		12	ND(5)		
MONTHLY HIGH	DISCHARGE		DISCHARGE				36	ND(5)		
MONTHLY LOW							ND(5)	ND(5)		
TIMES EXCEEDED	80% SMPLS>1K	MEAN>200 =	NO LIMIT	NO LIMIT	MO AVG 30 = 0	NO LIMIT	NO LIMIT	NO LIMIT	NO LIMIT	MO AVG 30 = 0
TIMES EXCEEDED		90 % SMPLS>400			D MAX 100 = 0					D MAX 100 = 0
TIMES EXCEEDED	I MAX >10K									

REMARKS: * NUMBER OF SAMPLES TAKEN DURING THE DAY.
** FLOW-WEIGHTED AVERAGES REPORTED.

PRINCIPAL EXECUTIVE OFFICER
GREGORY M. RUEGER

SIGNATURE OF AUTHORIZED AGENT	DATE
 Drew Squires	10/20/2001

CALIFORNIA REGIONAL WATER QUALITY
CONTROL BOARD
CENTRAL COAST REGION
81 HIGUERA
SAN LUIS OBISPO, CA 93401

DISCHARGE SELF MONITORING REPORT

PACIFIC GAS AND ELECTRIC CO.
DIABLO CANYON NUCLEAR POWER PLANT
PO BOX 56
AVILA BEACH, CALIF 93424

PAGE: (M) 4


FACILITY I.D. 3 402003001
YEAR / MO / DAY BEGINNING 01 / 09 / 01
YEAR / MO / DAY ENDING 01 / 09 / 30
STATE CODE 06
NPDES PERMIT # CA0003751

STATION ANALYSIS UNITS SMPL TYPE FREQ.	EFFLUENT 001G SUSPENDED SOLIDS			EFFLUENT 001H SUSPENDED SOLIDS			
	mg/1 1st FLTR	mg/1 2nd FLTR GRAB MONTHLY	mg/1 NET	mg/1 1st FLTR	mg/1 2nd FLTR GRAB MONTHLY	mg/1 NET	
1							
2				1	< 1	ND(5)	
3							
4							
5							
6	5		5				
7							
8							
9							
10							
11							
12							
13							
14							
15							
16							
17							
18							
19							
20							
21							
22							
23							
24							
25							
26							
27							
28							
29							
30							
31							
MONTHLY AVG			5			ND(5)	
MONTHLY HIGH			5			ND(5)	
MONTHLY LOW			5			ND(5)	
TIMES EXCEEDED	NO LIMIT	NO LIMIT	MO AVG 30=0	NO LIMIT	NO LIMIT	MO AVG 30=0	
TIMES EXCEEDED			D MAX 100 = 0			D MAX 100 = 0	
TIMES EXCEEDED							

REMARKS: * NUMBER OF SAMPLES TAKEN DURING THE DAY.

PRINCIPAL EXECUTIVE OFFICER

GREGORY M. RUEGER

SIGNATURE OF AUTHORIZED AGENT	DATE
 Drew Squires	10/20/2001

CALIFORNIA REGIONAL WATER QUALITY
CONTROL BOARD
CENTRAL COAST REGION
81 HIGUERA
SAN LUIS OBISPO, CA 93401

DISCHARGE SELF MONITORING REPORT

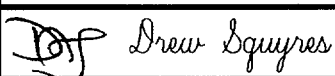
PACIFIC GAS AND ELECTRIC CO.
DIABLO CANYON NUCLEAR POWER PLANT
PO BOX 56
AVILA BEACH, CALIF 93424

PAGE: (M) 5

FACILITY I.D. 3 402003001		YEAR / MO / DAY BEGINNING 01 / 09 / 01		YEAR / MO / DAY ENDING 01 / 09 / 30		STATE CODE 06		NPDES PERMIT # CA0003751	
STATION ANALYSIS UNITS SMPL TYPE FREQ.	EFFLUENT 001I SUSPENDED SOLIDS mg/1 1st FLTR mg/1 2nd FLTR mg/1 NET GRAB MONTHLY			EFFLUENT 001J SUSPENDED SOLIDS mg/1 1st FLTR mg/1 2nd FLTR mg/1 NET GRAB MONTHLY					
1									
2									
3									
4									
5									
6									
7									
8									
9									
10									
11									
12									
13									
14									
15									
16									
17									
18									
19									
20									
21									
22									
23									
24									
25									
26									
27									
28									
29									
30									
31									
MONTHLY AVG	NO			NO					
MONTHLY HIGH	DISCHARGE			DISCHARGE					
MONTHLY LOW									
TIMES EXCEEDED	NO LIMIT	NO LIMIT	MO AVG 30 = 0	NO LIMIT	NO LIMIT	MO AVG 30 = 0			
TIMES EXCEEDED			MAX 100 = 0			MAX 100 = 0			
TIMES EXCEEDED									

REMARKS: * NUMBER OF SAMPLES TAKEN DURING THE DAY.

PRINCIPAL EXECUTIVE OFFICER
GREGORY M. RUEGER

SIGNATURE OF AUTHORIZED AGENT	DATE
 Drew Squires	10/20/2001

CALIFORNIA REGIONAL WATER QUALITY
CONTROL BOARD
CENTRAL COAST REGION
81 HIGUERA
SAN LUIS OBISPO, CA 93401

DISCHARGE SELF MONITORING REPORT


PACIFIC GAS AND ELECTRIC CO.
DIABLO CANYON NUCLEAR POWER PLANT
PO BOX 56
AVILA BEACH, CALIF 93424

PAGE: (M) 6

FACILITY I.D. 3 402003001		YEAR / MO / DAY BEGINNING 01 / 09 / 01		YEAR / MO / DAY ENDING 01 / 09 / 30		STATE CODE 06		NPDES PERMIT # CA0003751	
STATION ANALYSIS UNITS SMPL TYPE FREQ.	EFFLUENT 001K SUSPENDED SOLIDS mg/1 1st FLTR mg/1 2nd FLTR mg/1 NET GRAB MONTHLY			EFFLUENT 001L SUSPENDED SOLIDS mg/1 1st FLTR mg/1 2nd FLTR mg/1 NET GRAB MONTHLY					
1									
2									
3									
4									
5					2	<	1		2 ND(5)
6									
7									
8									
9									
10									
11									
12									
13									
14									
15									
16									
17									
18									
19									
20									
21									
22									
23									
24									
25									
26									
27									
28									
29									
30									
31									
MONTHLY AVG				NO			ND(5)		
MONTHLY HIGH				DISCHARGE			ND(5)		
MONTHLY LOW							ND(5)		
TIMES EXCEEDED	NO LIMIT	NO LIMIT	MO AVG 30 = 0	NO LIMIT	NO LIMIT	NO LIMIT	MO AVG 30 = 0		
TIMES EXCEEDED			D MAX 100 = 0				D MAX 100 = 0		
TIMES EXCEEDED									

REMARKS: * NUMBER OF SAMPLES TAKEN DURING THE DAY.

PRINCIPAL EXECUTIVE OFFICER
GREGORY M. RUEGER

SIGNATURE OF AUTHORIZED AGENT	DATE
 Drew Squires	10/20/2001

CALIFORNIA REGIONAL WATER QUALITY
CONTROL BOARD
CENTRAL COAST REGION
81 HIGUERA
SAN LUIS OBISPO, CA 93401

DISCHARGE SELF MONITORING REPORT

PACIFIC GAS AND ELECTRIC CO.
DIABLO CANYON NUCLEAR POWER PLANT
PO BOX 56
AVILA BEACH, CALIF 93424

PAGE: (M) 7

FACILITY I.D. 3 402003001
YEAR / MO / DAY BEGINNING 01 / 09 / 01
YEAR / MO / DAY ENDING 01 / 09 / 30
STATE CODE 06
NPDES PERMIT # CA0003751

STATION ANALYSIS UNITS SMPL TYPE FREQ.	EFFLUENT 001M SUSPENDED SOLIDS			EFFLUENT 001N SUSPENDED SLDS		EFFLUENT 001P SUSPENDED SOLIDS			
	mg/1 1st FLTR	mg/1 2nd FLTR	mg/1 NET	mg/1	mg/1	mg/1 1st FLTR	mg/1 2nd FLTR	mg/1 NET	
		GRAB MONTHLY		COMPOSITE WEEKLY			GRAB MONTHLY		
1									
2									
3									
4									
5				11					
6						27	2	25	
7									
8									
9									
10									
11									
12				10					
13									
14									
15									
16									
17									
18									
19									
20				11					
21									
22									
23									
24									
25				ND(5)					
26	8	2	6						
27									
28									
29									
30									
31									
MONTHLY AVG			6	8				25	
MONTHLY HIGH			6	11				25	
MONTHLY LOW			6	ND(5)				25	
TIMES EXCEEDED	NO LIMIT	NO LIMIT	MO AVG 30 = 0	MO AVG 60 = 0	NO LIMIT	NO LIMIT	MO AVG 30 = 0		
TIMES EXCEEDED			D MAX 100 = 0				D MAX 100 = 0		
TIMES EXCEEDED									

REMARKS: * NUMBER OF SAMPLES TAKEN DURING THE DAY.

PRINCIPAL EXECUTIVE OFFICER
GREGORY M. RUEGER

SIGNATURE OF AUTHORIZED AGENT	DATE
<i>Drew Squires</i>	10/20/2001

CALIFORNIA REGIONAL WATER QUALITY
CONTROL BOARD
CENTRAL COAST REGION
81 HIGUERA
SAN LUIS OBISPO, CA 93401

DISCHARGE SELF MONITORING REPORT


PACIFIC GAS AND ELECTRIC CO.
DIABLO CANYON NUCLEAR POWER PLANT
PO BOX 56
AVILA BEACH, CALIF 93424

PAGE: (M) 8

FACILITY I.D. 3 402003001		YEAR / MO / DAY BEGINNING 01 / 09 / 01		YEAR / MO / DAY ENDING 01 / 09 / 30		STATE CODE 06		NPDES PERMIT # CA0003751	
STATION ANALYSIS UNITS SMPL TYPE FREQ.	EFFLUENT 002 SUSPENDED SOLIDS mg/1 1st FLTR mg/1 2nd FLTR GRAB MONTHLY			EFFLUENT 003 SUSPENDED SOLIDS mg/1 1st FLTR mg/1 2nd FLTR GRAB MONTHLY					
1									
2									
3									
4									
5									
6	2	2	2	1	2	ND(5)	4	2	ND(5)
7									
8									
9									
10									
11									
12									
13									
14									
15									
16									
17									
18									
19									
20									
21									
22									
23									
24									
25									
26									
27									
28									
29									
30									
31									
MONTHLY AVG		ND(5)			ND(5)				
MONTHLY HIGH		ND(5)			ND(5)				
MONTHLY LOW		ND(5)			ND(5)				
TIMES EXCEEDED		NO LIMIT	NO LIMIT	MO AVG 30 = 0	NO LIMIT	NO LIMIT	MO AVG 30 = 0		
TIMES EXCEEDED				D MAX 100 = 0			D MAX 100 = 0		
TIMES EXCEEDED									

REMARKS: * NUMBER OF SAMPLES TAKEN DURING THE DAY.

PRINCIPAL EXECUTIVE OFFICER
GREGORY M. RUEGER

SIGNATURE OF AUTHORIZED AGENT	DATE
 Drew Squires	10/20/2001

CALIFORNIA REGIONAL WATER QUALITY
CONTROL BOARD
CENTRAL COAST REGION
81 HIGUERA
SAN LUIS OBISPO, CA 93401

DISCHARGE SELF MONITORING REPORT


PACIFIC GAS AND ELECTRIC CO.
DIABLO CANYON NUCLEAR POWER PLANT
PO BOX 56
AVILA BEACH, CALIF 93424

PAGE: (M) 9

FACILITY I.D. 3 402003001	YEAR / MO / DAY BEGINNING 01 / 09 / 01		YEAR / MO / DAY ENDING 01 / 09 / 30		STATE CODE 06	NPDES PERMIT # CA0003751		
STATION ANALYSIS UNITS SMPL TYPE FREQ.	EFFLUENT 003 SUSPENDED SOLIDS mg/l 1st FLTR mg/l 2nd FLTR mg/l NET GRAB WEEKLY WHEN 001N & 001P => 003			EFFLUENT 001N SETTL SOLIDS ml/l GRAB WEEKLY	EFFLUENT 001 T CHROMIUM ug/l GRAB MONTHLY	EFFLUENT 001 COPPER ug/l GRAB MONTHLY	EFFLUENT 001 NICKEL ug/l GRAB MONTHLY	EFFLUENT 001 ZINC ug/l GRAB MONTHLY
1	*	*	*	*	*	*	*	*
2								
3								
4								
5				ND(0.1)				
6					ND(10)	ND(10)	ND(10)	ND(10)
7								
8								
9								
10								
11								
12								
13				ND(0.1)				
14								
15								
16								
17								
18								
19								
20				ND(0.1)				
21								
22								
23								
24								
25				ND(0.1)				
26								
27								
28								
29								
30								
31								
MONTHLY AVG	NO			ND(0.1)	ND(10)	ND(10)	ND(10)	ND(10)
MONTHLY HIGH	DISCHARGE			ND(0.1)	ND(10)	ND(10)	ND(10)	ND(10)
MONTHLY LOW				ND(0.1)	ND(10)	ND(10)	ND(10)	ND(10)
TIMES EXCEEDED	NO LIMIT	NO LIMIT	MO AVG 30 = 0	MO AVG 1.0 = 0	6M-MED 10 = 0	6M-MED 10 = 0	6M-MED 30 = 0	6M-MED 70 = 0
TIMES EXCEEDED			D MAX 100 = 0	D MAX 3.0 = 0	D MAX 40 = 0	D MAX 50 = 0	D MAX 100 = 0	D MAX 380 = 0
TIMES EXCEEDED					I MAX 100 = 0	I MAX 140 = 0	I MAX 260 = 0	I MAX 990 = 0

REMARKS: * NUMBER OF SAMPLES TAKEN DURING THE DAY.

PRINCIPAL EXECUTIVE OFFICER
GREGORY M. RUEGER

SIGNATURE OF AUTHORIZED AGENT	DATE
 Drew Squires	10/20/2001

CALIFORNIA REGIONAL WATER QUALITY
CONTROL BOARD
CENTRAL COAST REGION
81 HIGUERA
SAN LUIS OBISPO, CA 93401

DISCHARGE SELF MONITORING REPORT

PACIFIC GAS AND ELECTRIC CO.
DIABLO CANYON NUCLEAR POWER PLANT
PO BOX 56
AVILA BEACH, CALIF 93424

PAGE: (Q) 1

FACILITY I.D. 3 402003001		YEAR / MO / DAY BEGINNING 01 / 09 / 01		YEAR / MO / DAY ENDING 01 / 09 / 30		STATE CODE 06		NPDES PERMIT # CA0003751	
STATION ANALYSIS UNITS SMPL TYPE FREQ.	INFLUENT T CHROMIUM ug/l GRAB JA/AP/JUL/OCT	INFLUENT COPPER ug/l GRAB JA/AP/JUL/OCT	INFLUENT NICKEL ug/l GRAB JA/AP/JUL/OCT	INFLUENT AMMONIA (N) ug/l GRAB JA/AP/JUL/OCT	EFFLUENT 001 AMMONIA (N) ug/l GRAB JA/AP/JUL/OCT	EFFLUENT 001D OIL & GREASE mg/l GRAB JA/AP/JUL/OCT	EFFLUENT 001G OIL & GREASE mg/l GRAB JA/AP/JUL/OCT	EFFLUENT 001H OIL & GREASE mg/l GRAB JA/AP/JUL/OCT	
1									
2									
3									
4									
5									
6	ND(10)	ND(10)	ND(10)						
7									
8									
9									
10									
11									
12									
13									
14									
15									
16									
17									
18									
19									
20									
21									
22									
23									
24									
25									
26									
27									
28									
29									
30									
31									
MONTHLY AVG	ND(10)	ND(10)	ND(10)						
MONTHLY HIGH	ND(10)	ND(10)	ND(10)						
MONTHLY LOW	ND(10)	ND(10)	ND(10)						
TIMES EXCEEDED	NO LIMIT	NO LIMIT	NO LIMIT	NO LIMIT	6M-MED 3060 = 0	MO AVG 15 = 0	MO AVG 15 = 0	MO AVG 15 = 0	
TIMES EXCEEDED					D MAX 12240 = 0	D MAX 20 = 0	D MAX 20 = 0	D MAX 20 = 0	
TIMES EXCEEDED					I MAX 30600 = 0				

REMARKS: * NUMBER OF SAMPLES TAKEN DURING THE DAY.

PRINCIPAL EXECUTIVE OFFICER
GREGORY M. RUEGER

SIGNATURE OF AUTHORIZED AGENT	DATE
<i>Drew Squyres</i>	10/20/2001

CALIFORNIA REGIONAL WATER QUALITY
CONTROL BOARD
CENTRAL COAST REGION
81 HIGUERA
SAN LUIS OBISPO, CA 93401

DISCHARGE SELF MONITORING REPORT

PACIFIC GAS AND ELECTRIC CO.
DIABLO CANYON NUCLEAR POWER PLANT
PO BOX 56
AVILA BEACH, CALIF 93424

PAGE: (Q) 2

FACILITY I.D. 3 402003001		YEAR / MO / DAY BEGINNING 01 / 09 / 01		YEAR / MO / DAY ENDING 01 / 09 / 30		STATE CODE 06		NPDES PERMIT # CA0003751	
STATION ANALYSIS UNITS SMPL TYPE FREQ.	EFFLUENT 001I OIL & GREASE mg/l GRAB JA/AP/JUL/OCT	EFFLUENT 001J OIL & GREASE mg/l GRAB JA/AP/JUL/OCT	EFFLUENT 001K OIL & GREASE mg/l GRAB JA/AP/JUL/OCT	EFFLUENT 001L OIL & GREASE mg/l GRAB JA/AP/JUL/OCT	EFFLUENT 001M OIL & GREASE mg/l GRAB JA/AP/JUL/OCT	EFFLUENT 001P OIL & GREASE mg/l GRAB JA/AP/JUL/OCT	EFFLUENT 002 OIL & GREASE mg/l GRAB JA/AP/JUL/OCT	EFFLUENT 003 OIL & GREASE mg/l GRAB JA/AP/JUL/OCT	
1									
2									
3									
4									
5									
6									
7									
8									
9									
10									
11									
12									
13									
14									
15									
16									
17									
18									
19									
20									
21									
22									
23									
24									
25									
26									
27									
28									
29									
30									
31									
MONTHLY AVG					< 3				
MONTHLY HIGH					< 3				
MONTHLY LOW					< 3				
TIMES EXCEEDED		MO AVG 15 = 0	MO AVG 15 = 0	MO AVG 15 = 0	MO AVG 15 = 0	MO AVG 15 = 0	MO AVG 15 = 0	MO AVG 15 = 0	
TIMES EXCEEDED		D MAX 20 = 0	D MAX 20 = 0	D MAX 20 = 0	D MAX 20 = 0	D MAX 20 = 0	D MAX 20 = 0	D MAX 20 = 0	
TIMES EXCEEDED									

REMARKS: * NUMBER OF SAMPLES TAKEN DURING THE DAY.

PRINCIPAL EXECUTIVE OFFICER

GREGORY M. RUEGER

SIGNATURE OF AUTHORIZED AGENT	DATE
<i>Drew Squires</i>	10/20/2001

CALIFORNIA REGIONAL WATER QUALITY
CONTROL BOARD
CENTRAL COAST REGION
81 HIGUERA
SAN LUIS OBISPO, CA 93401

DISCHARGE SELF MONITORING REPORT

PACIFIC GAS AND ELECTRIC CO.
DIABLO CANYON NUCLEAR POWER PLANT
PO BOX 56
AVILA BEACH, CALIF 93424

PAGE: (Q) 3

FACILITY I.D. 3 402003001		YEAR / MO / DAY BEGINNING 01 / 09 / 01		YEAR / MO / DAY ENDING 01 / 09 / 30		STATE CODE 06		NPDES PERMIT # CA0003751	
STATION ANALYSIS UNITS SMPL TYPE FREQ.	EFFLUENT 004 OIL & GREASE mg/l GRAB JA/AP/JUL/OCT	EFFLUENT 001 TOX CONCEN TU GRAB JA/AP/JUL/OCT	EFFLUENT 001D CADMIUM ug/l QTRLY COMP JA/AP/JUL/OCT	EFFLUENT 001H CADMIUM ug/l QTRLY COMP JA/AP/JUL/OCT	EFFLUENT 001L CADMIUM ug/l QTRLY COMP JA/AP/JUL/OCT	EFFLUENT 001F CADMIUM ug/l 1 WEEK COMP JA/AP/JUL/OCT			
1	*	*	*	*	*	*	*		
2									
3									
4									
5									
6									
7									
8									
9									
10									
11									
12									
13									
14									
15									
16									
17									
18									
19									
20									
21									
22									
23									
24									
25									
26									
27									
28									
29									
30									
31									
MONTHLY AVG									
MONTHLY HIGH									
MONTHLY LOW									
TIMES EXCEEDED MO AVG 15 = 0 NO LIMIT NO LIMIT NO LIMIT NO LIMIT									
TIMES EXCEEDED D MAX 20 = 0									
TIMES EXCEEDED 6M-MED 0.26=0									

REMARKS: * NUMBER OF SAMPLES TAKEN DURING THE DAY.

PRINCIPAL EXECUTIVE OFFICER
GREGORY M. RUEGER

SIGNATURE OF AUTHORIZED AGENT	DATE
<i>[Signature]</i> Drew Squyres	10/20/2001

CALIFORNIA REGIONAL WATER QUALITY
CONTROL BOARD
CENTRAL COAST REGION
81 HIGUERA
SAN LUIS OBISPO, CA 93401

DISCHARGE SELF MONITORING REPORT


PACIFIC GAS AND ELECTRIC CO.
DIABLO CANYON NUCLEAR POWER PLANT
PO BOX 56
AVILA BEACH, CALIF 93424

PAGE: (Q) 4

FACILITY I.D. 3 402003001	YEAR / MO / DAY BEGINNING 01 / 09 / 01		YEAR / MO / DAY ENDING 01 / 09 / 30		STATE CODE 06	NPDES PERMIT # CA0003751		
STATION ANALYSIS UNITS SMPL TYPE FREQ.	EFFLUENT 001D CHROMIUM ug/l QTRLY COMP JA/AP/JUL/OCT	EFFLUENT 001H T CHROMIUM ug/l QTRLY COMP JA/AP/JUL/OCT	EFFLUENT 001L T CHROMIUM ug/l QTRLY COMP JA/AP/JUL/OCT	EFFLUENT 001F T CHROMIUM ug/l 1 WEEK COMP JA/AP/JUL/OCT	EFFLUENT 001D COPPER ug/l QTRLY COMP JA/AP/JUL/OCT	EFFLUENT 001H COPPER ug/l QTRLY COMP JA/AP/JUL/OCT	EFFLUENT 001L COPPER ug/l QTRLY COMP JA/AP/JUL/OCT	EFFLUENT 001F COPPER ug/l 1 WEEK COMP JA/AP/JUL/OCT
1								
2								
3								
4								
5								
6								
7								
8								
9								
10								
11								
12								
13								
14								
15								
16								
17								
18								
19								
20								
21								
22								
23								
24								
25								
26								
27								
28								
29								
30								
31								
MONTHLY AVG								
MONTHLY HIGH								
MONTHLY LOW								
TIMES EXCEEDED								
TIMES EXCEEDED								
TIMES EXCEEDED								

REMARKS: * NUMBER OF SAMPLES TAKEN DURING THE DAY.

PRINCIPAL EXECUTIVE OFFICER
GREGORY M. RUEGER

SIGNATURE OF AUTHORIZED AGENT	DATE
	10/20/2001

CALIFORNIA REGIONAL WATER QUALITY
CONTROL BOARD
CENTRAL COAST REGION
81 HIGUERA
SAN LUIS OBISPO, CA 93401

DISCHARGE SELF MONITORING REPORT

PACIFIC GAS AND ELECTRIC CO.
DIABLO CANYON NUCLEAR POWER PLANT
PO BOX 56
AVILA BEACH, CALIF 93424

PAGE: (Q) 5

FACILITY I.D. 3 402003001	YEAR / MO / DAY BEGINNING 01 / 09 / 01		YEAR / MO / DAY ENDING 01 / 09 / 30		STATE CODE 06	NPDES PERMIT # CA0003751		
STATION ANALYSIS UNITS SMPL TYPE FREQ.	EFFLUENT 001D LEAD ug/l QTRLY COMP JA/AP/JUL/OCT	EFFLUENT 001H LEAD ug/l QTRLY COMP JA/AP/JUL/OCT	EFFLUENT 001L LEAD ug/l QTRLY COMP JA/AP/JUL/OCT	EFFLUENT 001F LEAD ug/l 1 WEEK COMP JA/AP/JUL/OCT	EFFLUENT 001D MERCURY ug/l QTRLY COMP JA/AP/JUL/OCT	EFFLUENT 001H MERCURY ug/l QTRLY COMP JA/AP/JUL/OCT	EFFLUENT 001L MERCURY ug/l QTRLY COMP JA/AP/JUL/OCT	EFFLUENT 001F MERCURY ug/l 1 WEEK COMP JA/AP/JUL/OCT
1								
2								
3								
4								
5								
6								
7								
8								
9								
10								
11								
12								
13								
14								
15								
16								
17								
18								
19								
20								
21								
22								
23								
24								
25								
26								
27								
28								
29								
30								
31								
MONTHLY AVG								
MONTHLY HIGH								
MONTHLY LOW								
TIMES EXCEEDED								
TIMES EXCEEDED								
TIMES EXCEEDED								

REMARKS: * NUMBER OF SAMPLES TAKEN DURING THE DAY.

PRINCIPAL EXECUTIVE OFFICER
GREGORY M. RUEGER

SIGNATURE OF AUTHORIZED AGENT	DATE
<i>Drew Squires</i>	10/20/2001

CALIFORNIA REGIONAL WATER QUALITY
CONTROL BOARD
CENTRAL COAST REGION
81 HIGUERA
SAN LUIS OBISPO, CA 93401

DISCHARGE SELF MONITORING REPORT

PACIFIC GAS AND ELECTRIC CO.
DIABLO CANYON NUCLEAR POWER PLANT
PO BOX 56
AVILA BEACH, CALIF 93424

PAGE: (Q) 6

FACILITY I.D.	YEAR / MO / DAY		YEAR / MO / DAY		STATE CODE	NPDES PERMIT #		
3 402003001	BEGINNING	01 / 09 / 01	ENDING	01 / 09 / 30	06	CA0003751		
STATION ANALYSIS UNITS SMPL TYPE FREQ.	EFFLUENT 001D NICKEL ug/l QTRLY COMP JA/AP/JUL/OCT	EFFLUENT 001H NICKEL ug/l QTRLY COMP JA/AP/JUL/OCT	EFFLUENT 001L NICKEL ug/l QTRLY COMP JA/AP/JUL/OCT	EFFLUENT 001F NICKEL ug/l 1 WEEK COMP JA/AP/JUL/OCT	EFFLUENT 001D SILVER ug/l QTRLY COMP JA/AP/JUL/OCT	EFFLUENT 001H SILVER ug/l QTRLY COMP JA/AP/JUL/OCT	EFFLUENT 001L SILVER ug/l QTRLY COMP JA/AP/JUL/OCT	EFFLUENT 001F SILVER ug/l 1 WEEK COMP JA/AP/JUL/OCT
1								
2								
3								
4								
5								
6								
7								
8								
9								
10								
11								
12								
13								
14								
15								
16								
17								
18								
19								
20								
21								
22								
23								
24								
25								
26								
27								
28								
29								
30								
31								
MONTHLY AVG								
MONTHLY HIGH								
MONTHLY LOW								
TIMES EXCEEDED	NO LIMIT	NO LIMIT	NO LIMIT	NO LIMIT	NO LIMIT	NO LIMIT	NO LIMIT	NO LIMIT
TIMES EXCEEDED								
TIMES EXCEEDED								

REMARKS: * NUMBER OF SAMPLES TAKEN DURING THE DAY.

PRINCIPAL EXECUTIVE OFFICER
GREGORY M. RUEGER

SIGNATURE OF AUTHORIZED AGENT	DATE
<i>Drew Squyres</i>	10/20/2001

CALIFORNIA REGIONAL WATER QUALITY
CONTROL BOARD
CENTRAL COAST REGION
81 HIGUERA
SAN LUIS OBISPO, CA 93401

DISCHARGE SELF MONITORING REPORT

PACIFIC GAS AND ELECTRIC CO.
DIABLO CANYON NUCLEAR POWER PLANT
PO BOX 56
AVILA BEACH, CALIF 93424

PAGE: (Q) 7

FACILITY I.D. 3 402003001		YEAR / MO / DAY BEGINNING 01 / 09 / 01		YEAR / MO / DAY ENDING 01 / 09 / 30		STATE CODE 06	NPDES PERMIT # CA0003751
STATION ANALYSIS UNITS SMPL TYPE FREQ.	EFFLUENT 001D ZINC ug/l QTRLY COMP JA/AP/JUL/OCT	EFFLUENT 001H ZINC ug/l QTRLY COMP JA/AP/JUL/OCT	EFFLUENT 001L ZINC ug/l QTRLY COMP JA/AP/JUL/OCT	EFFLUENT 001F ZINC ug/l 1 WEEK COMP JA/AP/JUL/OCT			
1	*	*	*	*			
2							
3							
4							
5							
6							
7							
8							
9							
10							
11							
12							
13							
14							
15							
16							
17							
18							
19							
20							
21							
22							
23							
24							
25							
26							
27							
28							
29							
30							
31							
MONTHLY AVG							
MONTHLY HIGH							
MONTHLY LOW							
TIMES EXCEEDED NO LIMIT NO LIMIT NO LIMIT NO LIMIT							
TIMES EXCEEDED							
TIMES EXCEEDED							

REMARKS: * NUMBER OF SAMPLES TAKEN DURING THE DAY.

PRINCIPAL EXECUTIVE OFFICER
GREGORY M. RUEGER

SIGNATURE OF AUTHORIZED AGENT	DATE
<i>Drew Squires</i>	10/20/2001

CALIFORNIA REGIONAL WATER QUALITY
CONTROL BOARD
CENTRAL COAST REGION
81 HIGUERA
SAN LUIS OBISPO, CA 93401

DISCHARGE SELF MONITORING REPORT


PACIFIC GAS AND ELECTRIC CO.
DIABLO CANYON NUCLEAR POWER PLANT
PO BOX 56
AVILA BEACH, CALIF 93424

PAGE: (Q) 8

FACILITY I.D. 3 402003001	BEGINNING YEAR / MO / DAY 01 / 09 / 01	ENDING YEAR / MO / DAY 01 / 09 / 30	STATE CODE 06	NPDES PERMIT # CA0003751		
STATION ANALYSIS UNITS SMPL TYPE FREQ.	EFFLUENT 001D COPPER mg/l 24-HR COMP. METAL CLNG	EFFLUENT 001F COPPER mg/l 24-HR COMP. METAL CLNG	EFFLUENT 001I COPPER mg/l 24-HR COMP. METAL CLNG	EFFLUENT 001L COPPER mg/l 24-HR COMP. METAL CLNG	EFFLUENT 001M COPPER mg/l 24-HR COMP. METAL CLNG	
1						
2						
3						
4						
5						
6						
7						
8						
9						
10						
11						
12						
13						
14						
15						
16						
17						
18						
19						
20						
21						
22						
23						
24						
25						
26						
27						
28						
29						
30						
31						
MONTHLY AVG						
MONTHLY HIGH						
MONTHLY LOW						
TIMES EXCEEDED MO AVG 1 = 0 MO AVG 1 = 0 MO AVG 1 = 0 MO AVG 1 = 0 MO AVG 1 = 0						
TIMES EXCEEDED D MAX 1 = 0 D MAX 1 = 0 D MAX 1 = 0 D MAX 1 = 0 D MAX 1 = 0						
TIMES EXCEEDED						

REMARKS: * NUMBER OF SAMPLES TAKEN DURING THE DAY.

PRINCIPAL EXECUTIVE OFFICER
GREGORY M. RUEGER

SIGNATURE OF AUTHORIZED AGENT	DATE
 Drew Squires	10/20/2001

CALIFORNIA REGIONAL WATER QUALITY
CONTROL BOARD
CENTRAL COAST REGION
81 HIGUERA
SAN LUIS OBISPO, CA 93401

DISCHARGE SELF MONITORING REPORT

PACIFIC GAS AND ELECTRIC CO.
DIABLO CANYON NUCLEAR POWER PLANT
PO BOX 56
AVILA BEACH, CALIF 93424

PAGE: (Q) 9

FACILITY I.D. 3 402003001
YEAR / MO / DAY BEGINNING 01 / 09 / 01
YEAR / MO / DAY ENDING 01 / 09 / 30
STATE CODE 06
NPDES PERMIT # CA0003751

STATION ANALYSIS UNITS SMPL TYPE FREQ.	EFFLUENT 001D IRON mg/l 24-HR COMP. METAL CLNG	EFFLUENT 001F IRON mg/l 24-HR COMP. METAL CLNG	EFFLUENT 001I IRON mg/l 24-HR COMP. METAL CLNG	EFFLUENT 001L IRON mg/l 24-HR COMP. METAL CLNG	EFFLUENT 001M IRON mg/l 24-HR COMP. METAL CLNG	
1						
2						
3						
4						
5						
6						
7						
8						
9						
10						
11						
12						
13						
14						
15						
16						
17						
18						
19						
20						
21						
22						
23						
24						
25						
26						
27						
28						
29						
30						
31						

MONTHLY AVG
MONTHLY HIGH
MONTHLY LOW

TIMES EXCEEDED MO AVG 1 = 0 MO AVG 1 = 0 MO AVG 1 = 0 MO AVG 1 = 0 MO AVG 1 = 0
TIMES EXCEEDED D MAX 1 = 0 D MAX 1 = 0 D MAX 1 = 0 D MAX 1 = 0 D MAX 1 = 0
TIMES EXCEEDED

REMARKS: * NUMBER OF SAMPLES TAKEN DURING THE DAY.

PRINCIPAL EXECUTIVE OFFICER
GREGORY M. RUEGER

SIGNATURE OF AUTHORIZED AGENT
DATE
Drew Squyres 10/20/2001

CALIFORNIA REGIONAL WATER QUALITY
CONTROL BOARD
CENTRAL COAST REGION
81 HIGUERA
SAN LUIS OBISPO, CA 93401

DISCHARGE SELF MONITORING REPORT


PACIFIC GAS AND ELECTRIC CO.
DIABLO CANYON NUCLEAR POWER PLANT
PO BOX 56
AVILA BEACH, CALIF 93424

PAGE: (A) 1

FACILITY I.D. 3 402003001		YEAR / MO / DAY BEGINNING 01 / 09 / 01		YEAR / MO / DAY ENDING 01 / 09 / 30		STATE CODE 06		NPDES PERMIT # CA0003751	
STATION ANALYSIS UNITS SMPL TYPE FREQ.	EFFLUENT 001 TITANIUM ug/l GRAB OCTOBER	INFLUENT ARSENIC ug/l GRAB OCTOBER	EFFLUENT ARSENIC ug/l GRAB OCTOBER	INFLUENT CADMIUM ug/l GRAB OCTOBER	EFFLUENT 001 CADMIUM ug/l GRAB OCTOBER	INFLUENT LEAD ug/l GRAB OCTOBER	EFFLUENT 001 LEAD ug/l GRAB OCTOBER	INFLUENT ZINC ug/l GRAB OCTOBER	
1									
2									
3									
4									
5									
6								11	
7									
8									
9									
10									
11									
12									
13									
14									
15									
16									
17									
18									
19									
20									
21									
22									
23									
24									
25									
26									
27									
28									
29									
30									
31									
MONTHLY AVG								** 11	
MONTHLY HIGH								11	
MONTHLY LOW								11	
TIMES EXCEEDED		NO LIMIT	NO LIMIT	6M-MED 30 = 0	NO LIMIT	6M-MED 10 = 0	NO LIMIT	6M-MED 10 = 0	NO LIMIT
TIMES EXCEEDED				D MAX 150 = 0		D MAX 20 = 0		D MAX 40 = 0	
TIMES EXCEEDED				I MAX 400 = 0		I MAX 50 = 0		I MAX 100 = 0	

REMARKS: * NUMBER OF SAMPLES TAKEN DURING THE DAY.
** INFLUENT ANALYSIS PERFORMED FOR COMPARISON TO EFFLUENTS.

PRINCIPAL EXECUTIVE OFFICER
GREGORY M. RUEGER

SIGNATURE OF AUTHORIZED AGENT	DATE
 Drew Squires	10/20/2001

CALIFORNIA REGIONAL WATER QUALITY
CONTROL BOARD
CENTRAL COAST REGION
81 HIGUERA
SAN LUIS OBISPO, CA 93401

DISCHARGE SELF MONITORING REPORT

PACIFIC GAS AND ELECTRIC CO.
DIABLO CANYON NUCLEAR POWER PLANT
PO BOX 56
AVILA BEACH, CALIF 93424

PAGE: (A) 2

FACILITY I.D. 3 402003001		YEAR / MO / DAY BEGINNING 01 / 09 / 01		YEAR / MO / DAY ENDING 01 / 09 / 30		STATE CODE 06		NPDES PERMIT # CA0003751	
STATION ANALYSIS UNITS SMPL TYPE FREQ.	INFLUENT MERCURY ug/l GRAB OCTOBER	EFFLUENT 001 MERCURY ug/l GRAB OCTOBER	INFLUENT SILVER ug/l GRAB OCTOBER	EFFLUENT 001 SILVER ug/l GRAB OCTOBER	INFLUENT CYANIDE ug/l GRAB OCTOBER	EFFLUENT 001 CYANIDE ug/l GRAB OCTOBER	INFLUENT PHENOLIC CMP ug/l (NONCL) GRAB OCTOBER	EFFLUENT 001 PHENOLIC CMP ug/l (NONCL) GRAB OCTOBER	
1									
2									
3									
4									
5									
6									
7									
8									
9									
10									
11									
12									
13									
14									
15									
16									
17									
18									
19									
20									
21									
22									
23									
24									
25									
26									
27									
28									
29									
30									
31									
MONTHLY AVG									
MONTHLY HIGH									
MONTHLY LOW									
TIMES EXCEEDED									
TIMES EXCEEDED									
TIMES EXCEEDED									

REMARKS: * NUMBER OF SAMPLES TAKEN DURING THE DAY.

PRINCIPAL EXECUTIVE OFFICER
GREGORY M. RUEGER

SIGNATURE OF AUTHORIZED AGENT	DATE
<i>Drew Squires</i>	10/20/2001

CALIFORNIA REGIONAL WATER QUALITY
CONTROL BOARD
CENTRAL COAST REGION
81 HIGUERA
SAN LUIS OBISPO, CA 93401

DISCHARGE SELF MONITORING REPORT

PACIFIC GAS AND ELECTRIC CO.
DIABLO CANYON NUCLEAR POWER PLANT
PO BOX 56
AVILA BEACH, CALIF 93424

PAGE: (A) 3

FACILITY I.D. 3 402003001		YEAR / MO / DAY BEGINNING 01 / 09 / 01		YEAR / MO / DAY ENDING 01 / 09 / 30		STATE CODE 06		NPDES PERMIT # CA0003751	
STATION ANALYSIS UNITS SMPL TYPE FREQ.	INFLUENT CHLOR PHENOL ug/l GRAB OCTOBER	EFFLUENT 001 CHLOR PHENOL ug/l GRAB OCTOBER	EFFLUENT 001D LITHIUM mg/l GRAB OCTOBER	EFFLUENT 001D BORON mg/l GRAB OCTOBER	EFFLUENT 001D HYDRAZINE mg/l GRAB OCTOBER	EFFLUENT 005 OIL & GREASE mg/l GRAB OCTOBER	EFFLUENT 008 OIL & GREASE mg/l GRAB OCTOBER		
1									
2									
3									
4									
5									
6									
7									
8									
9									
10									
11									
12									
13									
14									
15									
16									
17									
18									
19									
20									
21									
22									
23									
24									
25									
26									
27									
28									
29									
30									
31									
MONTHLY AVG									
MONTHLY HIGH									
MONTHLY LOW									
TIMES EXCEEDED NO LIMIT 6M-MED 10=0 NO LIMIT NO LIMIT NO LIMIT MO AVG 15=0 MO AVG 15=0									
TIMES EXCEEDED DMAX 20=0 DMAX 20=0 DMAX 20=0									
TIMES EXCEEDED IMAX 50=0									

REMARKS: * NUMBER OF SAMPLES TAKEN DURING THE DAY.

PRINCIPAL EXECUTIVE OFFICER
GREGORY M. RUEGER

SIGNATURE OF AUTHORIZED AGENT	DATE
<i>Drew Squires</i>	10/20/2001

CALIFORNIA REGIONAL WATER QUALITY
CONTROL BOARD
CENTRAL COAST REGION
81 HIGUERA
SAN LUIS OBISPO, CA 93401

DISCHARGE SELF MONITORING REPORT

PACIFIC GAS AND ELECTRIC CO.
DIABLO CANYON NUCLEAR POWER PLANT
PO BOX 56
AVILA BEACH, CALIF 93424

PAGE: (A) 4

FACILITY I.D. 3 402003001		YEAR / MO / DAY BEGINNING 01 / 09 / 01		YEAR / MO / DAY ENDING 01 / 09 / 30		STATE CODE 06		NPDES PERMIT # CA0003751	
STATION ANALYSIS UNITS SMPL TYPE FREQ.	EFFLUENT 009 OIL & GREASE mg/l GRAB OCTOBER	EFFLUENT 013 OIL & GREASE mg/l GRAB OCTOBER	EFFLUENT 015 OIL & GREASE mg/l GRAB OCTOBER	EFFLUENT 016 OIL & GREASE mg/l GRAB OCTOBER	EFFLUENT 017 OIL & GREASE mg/l GRAB OCTOBER	INFLUENT PCB'S ug/l GRAB OCTOBER	EFFLUENT 001 PCB'S ug/l GRAB OCTOBER		
1									
2									
3									
4									
5									
6									
7									
8									
9									
10									
11									
12									
13									
14									
15									
16									
17									
18									
19									
20									
21									
22									
23									
24									
25									
26									
27									
28									
29									
30									
31									
MONTHLY AVG									
MONTHLY HIGH									
MONTHLY LOW									
TIMES EXCEEDED MO AVG 15=0 MO AVG 15=0 MO AVG 15=0 MO AVG 15=0 MO AVG 15=0 NO LIMIT NO LIMIT									
TIMES EXCEEDED DMAX 20=0 DMAX 20=0 DMAX 20=0 DMAX 20=0 DMAX 20=0									
TIMES EXCEEDED									

REMARKS: * NUMBER OF SAMPLES TAKEN DURING THE DAY.

PRINCIPAL EXECUTIVE OFFICER
GREGORY M. RUEGER

SIGNATURE OF AUTHORIZED AGENT	DATE
<i>Drew Squires</i>	10/20/2001

CALIFORNIA REGIONAL WATER QUALITY
CONTROL BOARD
CENTRAL COAST REGION
81 HIGUERA
SAN LUIS OBISPO, CA 93401

DISCHARGE SELF MONITORING REPORT


PACIFIC GAS AND ELECTRIC CO.
DIABLO CANYON NUCLEAR POWER PLANT
PO BOX 56
AVILA BEACH, CALIF 93424

PAGE: (A) 5

FACILITY I.D. 3 402003001		YEAR / MO / DAY BEGINNING 01 / 09 / 01		YEAR / MO / DAY ENDING 01 / 09 / 30		STATE CODE 06		NPDES PERMIT # CA0003751	
STATION ANALYSIS UNITS SMPL TYPE FREQ.	EFFLUENT 001N SLUDGE MOISTURE % GRAB OCTOBER	EFFLUENT 001N SLUDGE TOT KJLDL N mg/kg GRAB OCTOBER	EFFLUENT 001N SLUDGE AMMONIA (N) mg/kg GRAB OCTOBER	EFFLUENT 001N SLUDGE NITRATE (N) mg/kg GRAB OCTOBER	EFFLUENT 001N SLUDGE TOT PHOSPHS mg/kg GRAB OCTOBER	EFFLUENT 001N SLUDGE pH pH units GRAB OCTOBER	EFFLUENT 001N SLUDGE OIL & GREASE mg/kg GRAB OCTOBER	EFFLUENT 001N SLUDGE BORON mg/kg GRAB OCTOBER	
1									
2									
3									
4									
5									
6									
7									
8									
9									
10									
11									
12									
13									
14									
15									
16									
17									
18									
19									
20									
21									
22									
23									
24									
25									
26									
27									
28									
29									
30									
31									
MONTHLY AVG									
MONTHLY HIGH									
MONTHLY LOW									
TIMES EXCEEDED	NO LIMIT	NO LIMIT	NO LIMIT	NO LIMIT	NO LIMIT	NO LIMIT	NO LIMIT	NO LIMIT	
TIMES EXCEEDED									
TIMES EXCEEDED									

REMARKS: * NUMBER OF SAMPLES TAKEN DURING THE DAY.

PRINCIPAL EXECUTIVE OFFICER
GREGORY M. RUEGER

SIGNATURE OF AUTHORIZED AGENT	DATE
 Drew Squyres	10/20/2001

CALIFORNIA REGIONAL WATER QUALITY
CONTROL BOARD
CENTRAL COAST REGION
81 HIGUERA
SAN LUIS OBISPO, CA 93401

DISCHARGE SELF MONITORING REPORT

PACIFIC GAS AND ELECTRIC CO.
DIABLO CANYON NUCLEAR POWER PLANT
PO BOX 56
AVILA BEACH, CALIF 93424

PAGE: (A) 6

FACILITY I.D. 3 402003001	YEAR / MO / DAY BEGINNING 01 / 09 / 01		YEAR / MO / DAY ENDING 01 / 09 / 30		STATE CODE 06	NPDES PERMIT # CA0003751		
STATION ANALYSIS UNITS SMPL TYPE FREQ.	EFFLUENT 001N SLUDGE CADMIUM mg/kg GRAB OCTOBER	EFFLUENT 001N SLUDGE COPPER mg/kg GRAB OCTOBER	EFFLUENT 001N SLUDGE CHROMIUM mg/kg GRAB OCTOBER	EFFLUENT 001N SLUDGE LEAD mg/kg GRAB OCTOBER	EFFLUENT 001N SLUDGE NICKEL mg/kg GRAB OCTOBER	EFFLUENT 001N SLUDGE MERCURY mg/kg GRAB OCTOBER	EFFLUENT 001N SLUDGE ZINC mg/kg GRAB OCTOBER	EFFLUENT 001N SLUDGE VOLUME tons OCTOBER
1								
2								
3								
4								
5								
6								
7								
8								
9								
10								
11								
12								
13								
14								
15								
16								
17								
18								
19								
20								
21								
22								
23								
24								
25								
26								
27								
28								
29								
30								
31								
MONTHLY AVG								
MONTHLY HIGH								
MONTHLY LOW								
TIMES EXCEEDED 10xSTLC=0 10xSTLC=0 10xSTLC=0 10xSTLC=0 10xSTLC=0 10xSTLC=0 10xSTLC=0 10xSTLC=0								
TIMES EXCEEDED 10 mg/kg=0 250 mg/kg=0 50 mg/kg=0 50 mg/kg=0 200 mg/kg=0 2 mg/kg=0 2500 mg/kg=0								
TIMES EXCEEDED TTLC>100=0 TTLC>2500=0 TTLC>500=0 TTLC>1000=0 TTLC>2000=0 TTLC>20=0 TTLC>5000=0								

REMARKS: * NUMBER OF SAMPLES TAKEN DURING THE DAY.

PRINCIPAL EXECUTIVE OFFICER
GREGORY M. RUEGER

SIGNATURE OF AUTHORIZED AGENT	DATE
<i>Drew Squires</i>	10/20/2001

APPENDIX 5

DIABLO CANYON POWER PLANT

Acute Bioassay

August 9-13, 2001, 2001



TOXICITY TESTING • OCEANOGRAPHIC RESEARCH

August 14, 2000

Mr. Kurt Wilkinson
FGL Environmental
P.O. Box 272
Santa Paula, CA 93060

Dear Mr. Wilkinson:


We are pleased to present the enclosed bioassay report. The test was conducted under guidelines prescribed in *Guidelines for Performing Static Acute Fish Bioassays in Municipal and Industrial Waste Waters* as provided to us by Frederic R. Kopperdahl, Fish and Wildlife Water Pollution Control Laboratory, Department of Fish and Game. Results were as follows:

CLIENT:	Pacific Gas & Electric
SAMPLE I.D.:	DCPP-001
PROJECT NO.:	SP107194
DATE RECEIVED:	9 August 2001
ABC LAB. NO.:	FGL00802.499

ACUTE ABALONE SURVIVAL BIOASSAY

LC50	=	100% Survival in 100% Sample
TUa	=	0.00

Yours very truly,


Thomas (Tim) Mikel
Laboratory Director

-96 Hr Survival

Start Date:	08/09/2001	Test ID:	FGL0802499	Sample ID:	CA0000000
End Date:	08/13/2001	Lab ID:	CAABC	Sample Type:	EFF3-Power Plant
Sample Date:	08/09/2001	Protocol:	KOP 76-Kopperdahl	Test Species:	HR-Haliotis rufescens
Comments:	DCPP-001				

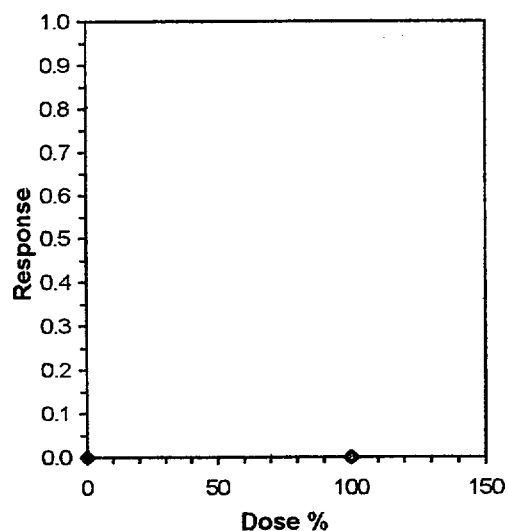
Conc-%	1	2
N Control	1.0000	1.0000
100	1.0000	1.0000

Conc-%	Mean	N-Mean	Transform: Arcsin Square Root					Isotonic	
			Mean	Min	Max	CV%	N	Mean	N-Mean
N Control	1.0000	1.0000	1.4120	1.4120	1.4120	0.000	2		
100	1.0000	1.0000	1.4120	1.4120	1.4120	0.000	2		

Auxiliary Tests	Statistic	Critical	Skew	Kurt
Normality of the data set cannot be confirmed				
Equality of variance cannot be confirmed				


Linear Interpolation (200 Resamples)

Point	%	SD	95% CL(Exp)	Skew
IC05	>100			
IC10	>100			
IC15	>100			
IC20	>100			
IC25	>100			
IC40	>100			
IC50	>100			



-96 Hr Survival

Start Date:	08/09/2001	Test ID:	FGL0802499	Sample ID:	CA0000000
End Date:	08/13/2001	Lab ID:	CAABC	Sample Type:	EFF3-Power Plant
Sample Date:	08/09/2001	Protocol:	KOP 76-Kopperdahl	Test Species:	HR-Haliotis rufescens
Comments:	DCPP-001				

Dose-Response Plot

-96 Hr Survival

Start Date: 08/09/2001	Test ID: FGL0802499	Sample ID: CA0000000
End Date: 08/13/2001	Lab ID: CAABC	Sample Type: EFF3-Power Plant
Sample Date: 08/09/2001	Protocol: KOP 76-Kopperdahl	Test Species: HR-Haliotis rufescens
Comments: DCP-001		

Auxiliary Data Summary

Conc-%	Parameter	Mean	Min	Max	SD	CV%	N
N Control	Temp C	15.15	14.80	15.80	0.36	3.94	10
100		15.05	14.80	15.30	0.17	2.75	10
N Control	pH	7.84	7.80	8.00	0.08	3.70	10
100		7.91	7.80	8.00	0.06	3.01	10
N Control	DO mg/L	7.31	7.10	7.60	0.18	5.79	10
100		7.80	7.60	8.00	0.12	4.36	10
N Control	Salinity ppt	33.00	33.00	33.00	0.00	0.00	10
100		33.00	33.00	33.00	0.00	0.00	10
N Control		0.00	0.00	0.00	0.00		0
100		0.00	0.00	0.00	0.00		0
N Control		0.00	0.00	0.00	0.00		0
100		0.00	0.00	0.00	0.00		0



Subcontract Chain of Custody

CLIENT DETAILS:

Client: FGL Environmental

Address: 853 Corporation Street
Santa Paula, CA 93061

Phone: (805) 659-0910 Fax: (805) 525-4172

Project: SP107194 Contact Person: Sarah Boblett

REPORT INFORMATION:

Rush Analysis: ☐ 5 days ☐ 4 days ☐ 3 days ☐ 2 days ☐ 24 hours

Electronic Data Transfer: YES / NO

If yes, To: State _____ Client _____ Other _____

REMARKS:

TO ABC

SAMPLING:

Sampler(s)

Ed Riley

Sample Number	Location/Description	Date Sampled	Time Sampled	Type of Sampling: Composite(C) Grab(G)	Number of Containers	Type of Containers: (G) Glass (P) Plastic (V) VOA (MT) Metals Tube	(P) Potable (NP) Non-Potable	(SW) Surface Water (MW) Monitoring Well (GW) Ground Water (TB) Travel Blank (WW) Waste Water (DW) Drinking Water	(S) Soil (SLG) Sludge (SLD) Solid (O) Oil	Preservative: (1) NaOH + ZnAc (2) NaOH (3) HCl (4) H2SO4 (5) HNO3 (6) Na2S2O3 (7) Other _____	ANALYSIS REQUESTED								
303	Acute Tox - DEPP-001	8/9/01	10:20	G	1	P	NP	WW			X	Acute Tox - DEPP-001							
304	Chronic Tox - DEPP-001	8/9/01	10:20	G	1	P	NP	WW			X	Chronic Tox - DEPP-001							

CUSTODY:

Relinquished by: [Signature] Date: 8/9/01 Time: 2:00 Relinquished by: _____ Date: _____ Time: _____


Received by: [Signature] Date: 8/9/01 Time: 2:00 Received by: _____ Date: _____ Time: _____

APPENDIX 6

DIABLO CANYON POWER PLANT

Chronic Bioassay

August 10-12, 2001



TOXICITY TESTING • OCEANOGRAPHIC RESEARCH

August 23, 2001

Ms. Raquel Harvey
FGL Environmental
P.O. Box 272
Santa Paula, CA 93060

Dear Ms. Harvey:


We are pleased to present the enclosed bioassay report. The test was conducted under guidelines prescribed in *Short-Term Methods for Measuring the Chronic Toxicity of Effluents and Receiving Waters to West Coast Marine and Estuarine Organisms*, EPA-R-95/136. Results were as follows:

CLIENT:	FGL Environmental
SAMPLE I.D.:	DCPP-001 SP107194
DATE RECEIVED:	10 Aug - 01
ABC LAB. NO.:	FGL0802.499

CHRONIC ABALONE LARVAL DEVELOPMENT BIOASSAY

NOEC =	100.00 %
TUc =	1.00
IC25 =	>100.00 %
IC50 =	>100.00 %

Yours very truly,


Thomas (Tim) Mikel
Laboratory Director

Abalone Larval Development Test-Proportion Normal

Start Date: 08/10/2001	Test ID: FGL0802499	Sample ID: CA0000000
End Date: 08/12/2001	Lab ID: CAABC	Sample Type: EFF3-Power Plant
Sample Date: 08/09/2001	Protocol: MBP 90-Anderson et al.	Test Species: HR-Haliotis rufescens
Comments: DCP - 001		

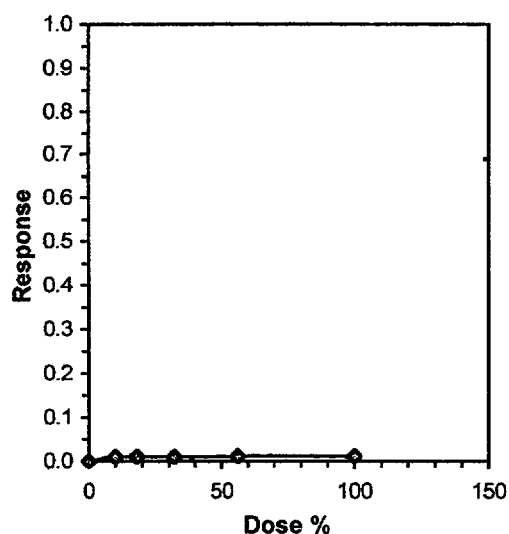
Conc-%	1	2	3	4	5
N Control	0.9800	1.0000	0.9900	0.9900	1.0000
10	0.9800	0.9800	0.9600	0.9700	1.0000
18	0.9800	0.9800	0.9800	0.9900	0.9600
32	0.9900	1.0000	1.0000	0.9800	0.9700
56	0.9500	0.9900	0.9900	0.9800	0.9800
100	1.0000	0.9700	0.9600	0.9900	1.0000

Conc-%	Mean	N-Mean	Transform: Arcsin Square Root					t-Stat	1-Tailed		Isotonic	
			Mean	Min	Max	CV%	N		Critical	MSD	Mean	N-Mean
N Control	0.9920	1.0000	1.4823	1.4289	1.5208	2.631	5				0.9920	1.0000
10	0.9780	0.9859	1.4289	1.3694	1.5208	3.992	5	1.603	2.360	0.0786	0.9813	0.9892
18	0.9780	0.9859	1.4254	1.3694	1.4706	2.533	5	1.711	2.360	0.0786	0.9813	0.9892
32	0.9880	0.9960	1.4676	1.3967	1.5208	3.761	5	0.444	2.360	0.0786	0.9813	0.9892
56	0.9780	0.9859	1.4289	1.3453	1.4706	3.581	5	1.605	2.360	0.0786	0.9810	0.9889
100	0.9840	0.9919	1.4557	1.3694	1.5208	4.810	5	0.801	2.360	0.0786	0.9810	0.9889

Auxiliary Tests					Statistic		Critical		Skew	Kurt	
Shapiro-Wilk's Test indicates normal distribution (p > 0.01)					0.95543		0.9		-0.146	-0.819	
Bartlett's Test indicates equal variances (p = 0.83)					2.15756		15.0863				
Hypothesis Test (1-tail, 0.05)		NOEC	LOEC	ChV	TU	MSDu	MSDp	MSB	MSE	F-Prob	df
Dunnett's Test		100	>100		1	0.01985	0.02001	0.00286	0.00277	0.42157	5, 24

Linear Interpolation (200 Resamples)				
Point	%	SD	95% CL(Exp)	Skew

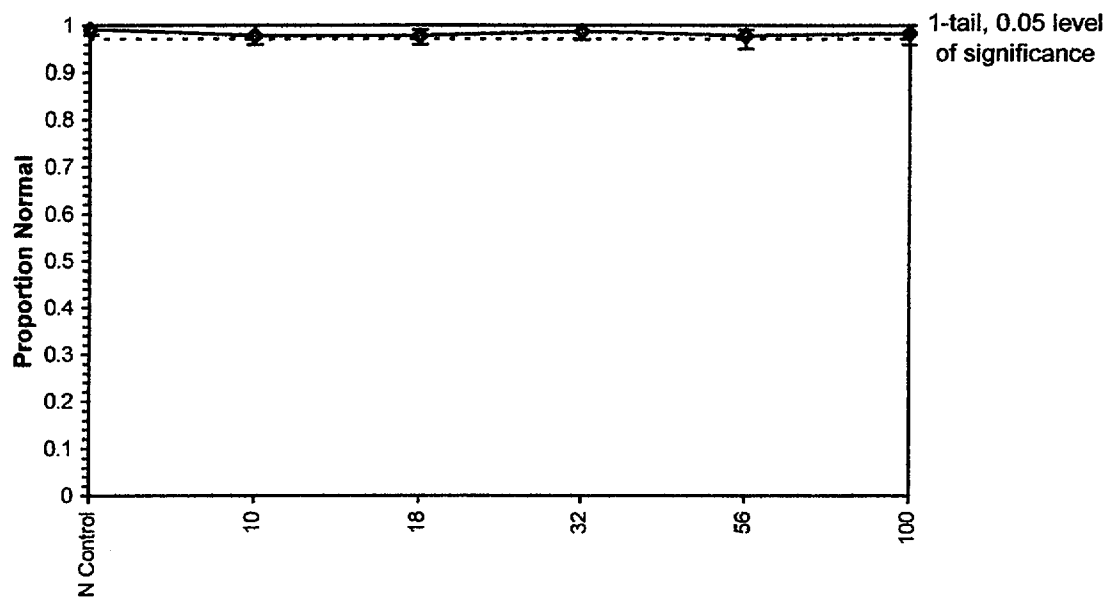
IC05	>100			
IC10	>100			
IC15	>100			
IC20	>100			
IC25	>100			
IC40	>100			
IC50	>100			



Abalone Larval Development Test-Proportion Normal

Start Date: 08/10/2001	Test ID: FGL0802499	Sample ID: CA0000000
End Date: 08/12/2001	Lab ID: CAABC	Sample Type: EFF3-Power Plant
Sample Date: 08/09/2001	Protocol: MBP 90-Anderson et al.	Test Species: HR-Haliotis rufescens
Comments: DCP - 001		

Dose-Response Plot



Abalone Larval Development Test-Proportion Normal

Start Date: 08/10/2001	Test ID: FGL0802499	Sample ID: CA0000000
End Date: 08/12/2001	Lab ID: CAABC	Sample Type: EFF3-Power Plant
Sample Date: 08/09/2001	Protocol: MBP 90-Anderson et al.	Test Species: HR-Haliotis rufescens
Comments: DCPP - 001		

Auxiliary Data Summary

Conc-%	Parameter	Mean	Min	Max	SD	CV%	N
N Control	Temp C	16.25	16.20	16.30	0.07	1.64	2
10		16.25	16.20	16.30	0.07	1.64	2
18		16.25	16.20	16.30	0.07	1.64	2
32		16.25	16.20	16.30	0.07	1.64	2
56		16.20	16.20	16.20	0.00	0.00	2
100		16.20	16.20	16.20	0.00	0.00	2
N Control	pH	7.80	7.80	7.80	0.00	0.00	2
10		7.80	7.80	7.80	0.00	0.00	2
18		7.80	7.80	7.80	0.00	0.00	2
32		7.80	7.80	7.80	0.00	0.00	2
56		7.80	7.80	7.80	0.00	0.00	2
100		7.80	7.80	7.80	0.00	0.00	2
N Control	DO mg/L	7.00	6.80	7.20	0.28	7.60	2
10		7.00	6.50	7.50	0.71	12.01	2
18		6.95	6.80	7.10	0.21	6.63	2
32		6.70	6.60	6.80	0.14	5.61	2
56		6.70	6.60	6.80	0.14	5.61	2
100		6.60	6.30	6.90	0.42	9.87	2
N Control	Salinity ppt	33.00	33.00	33.00	0.00	0.00	2
10		33.00	33.00	33.00	0.00	0.00	2
18		33.00	33.00	33.00	0.00	0.00	2
32		33.00	33.00	33.00	0.00	0.00	2
56		33.00	33.00	33.00	0.00	0.00	2
100		33.00	33.00	33.00	0.00	0.00	2



TOXICITY TESTING • OCEANOGRAPHIC RESEARCH

CHRONIC ABALONE DEVELOPMENT BIOASSAY

DATE: 10 Aug - 01

STANDARD TOXICANT: Zinc

NOEC = 10.00 ug/l

IC25 = 29.60 ug/l

IC50 = 39.04 ug/l

Yours very truly,

Thomas (Tim) Mikel
Laboratory Director

Abalone Larval Development Test-Proportion Normal

Start Date: 08/10/2001	Test ID: ABS-221	Sample ID: CA0000000
End Date: 08/12/2001	Lab ID: CAABC	Sample Type: ZNSO-Zinc sulfate
Sample Date: 08/10/2001	Protocol: MBP 90-Anderson et al.	Test Species: HR-Haliotis rufescens
Comments: Standard Toxicant		

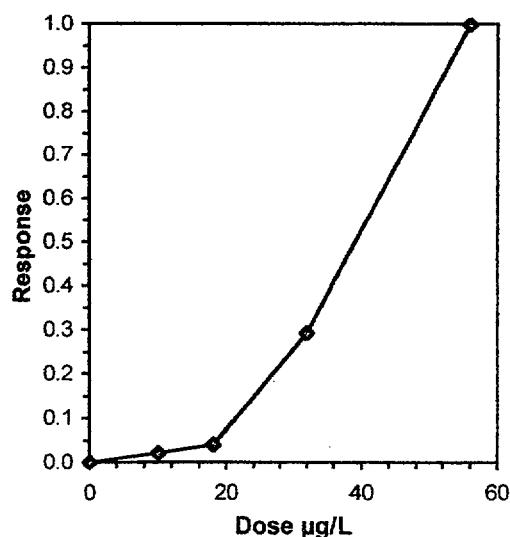
Conc-µg/L	1	2	3	4	5
N Control	1.0000	0.9700	0.9800	0.9800	0.9800
10	0.9600	0.9100	0.9800	0.9700	0.9800
18	0.9300	0.9200	0.9700	0.9300	0.9600
32	0.8600	0.4400	0.6700	0.8300	0.6700
56	0.0100	0.0000	0.0000	0.0000	0.0000

Conc-µg/L	Transform: Arcsin Square Root						Rank Sum	1-Tailed Critical	Isotonic	
	Mean	N-Mean	Mean	Min	Max	CV%			Mean	N-Mean
N Control	0.9820	1.0000	1.4408	1.3967	1.5208	3.249	5		0.9820	1.0000
10	0.9600	0.9776	1.3780	1.2661	1.4289	4.885	5	20.50	0.9600	0.9776
*18	0.9420	0.9593	1.3313	1.2840	1.3967	3.673	5	15.50	0.9420	0.9593
*32	0.6940	0.7067	0.9952	0.7253	1.1873	18.466	5	15.00	0.6940	0.7067
*56	0.0020	0.0020	0.0601	0.0500	0.1002	37.346	5	15.00	0.0020	0.0020

Auxiliary Tests	Statistic	Critical	Skew	Kurt
Shapiro-Wilk's Test indicates non-normal distribution ($p \leq 0.01$)	0.87582	0.888	-0.7168	4.19399
Bartlett's Test indicates unequal variances ($p = 1.57E-03$)	17.4706	13.2767		
Hypothesis Test (1-tail, 0.05)	NOEC	LOEC	ChV	TU
Steel's Many-One Rank Test	10	18	13.4164	

Linear Interpolation (200 Resamples)

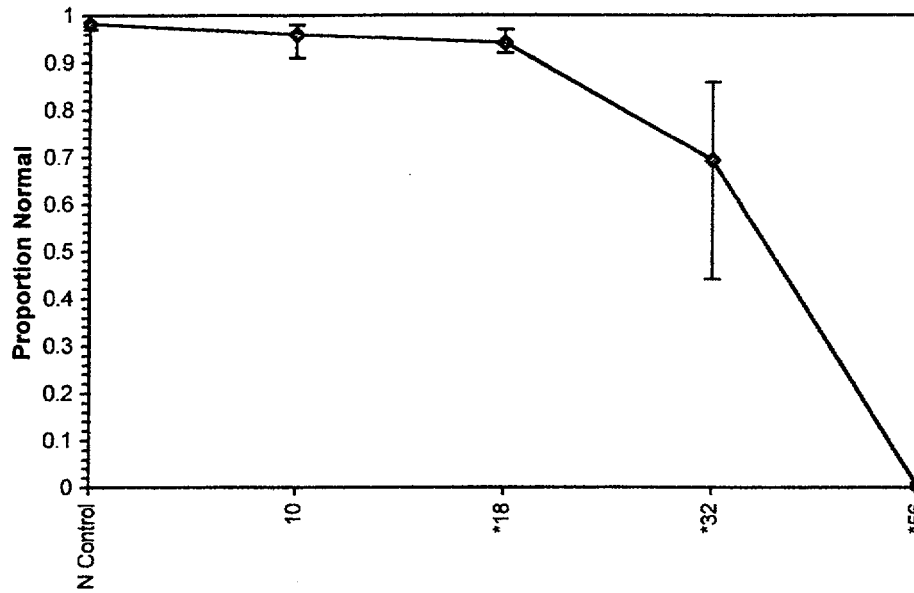
Point	µg/L	SD	95% CL(Exp)	Skew
IC05	18.514	1.410	13.503	20.401
IC10	21.285	1.108	19.337	25.511
IC15	24.057	1.972	20.749	32.532
IC20	26.829	2.509	22.048	35.857
IC25	29.601	2.529	23.417	36.641
IC40	35.635	1.974	28.668	40.136
IC50	39.040	1.709	33.067	42.774



Abalone Larval Development Test-Proportion Normal

Start Date: 08/10/2001	Test ID: ABS-221	Sample ID: CA0000000
End Date: 08/12/2001	Lab ID: CAABC	Sample Type: ZNSO-Zinc sulfate
Sample Date: 08/10/2001	Protocol: MBP 90-Anderson et al.	Test Species: HR-Haliotis rufescens
Comments: Standard Toxicant		

Dose-Response Plot



Abalone Larval Development Test-Proportion Normal

Start Date: 08/10/2001	Test ID: ABS-221	Sample ID: CA0000000
End Date: 08/12/2001	Lab ID: CAABC	Sample Type: ZNSO-Zinc sulfate
Sample Date: 08/10/2001	Protocol: MBP 90-Anderson et al.	Test Species: HR-Haliotis rufescens
Comments: Standard Toxicant		

Auxiliary Data Summary

Conc-µg/L	Parameter	Mean	Min	Max	SD	CV%	N
N Control	Temp C	16.15	16.00	16.30	0.21	2.85	2
10		16.15	16.00	16.30	0.21	2.85	2
18		16.15	16.00	16.30	0.21	2.85	2
32		16.15	16.00	16.30	0.21	2.85	2
56		16.15	16.00	16.30	0.21	2.85	2
N Control	pH	7.80	7.80	7.80	0.00	0.00	2
10		7.80	7.80	7.80	0.00	0.00	2
18		7.80	7.80	7.80	0.00	0.00	2
32		7.80	7.80	7.80	0.00	0.00	2
56		7.80	7.80	7.80	0.00	0.00	2
N Control	DO mg/L	7.00	6.80	7.20	0.28	7.60	2
10		6.80	6.80	6.80	0.00	0.00	2
18		6.75	6.40	7.10	0.49	10.42	2
32		6.85	6.40	7.30	0.64	11.65	2
56		6.85	6.60	7.10	0.35	8.68	2
N Control	Salinity ppt	33.00	33.00	33.00	0.00	0.00	2
10		33.00	33.00	33.00	0.00	0.00	2
18		33.00	33.00	33.00	0.00	0.00	2
32		33.00	33.00	33.00	0.00	0.00	2
56		33.00	33.00	33.00	0.00	0.00	2



Subcontract Chain of Custody

CLIENT DETAILS:

Client: FGL Environmental
 Address: 853 Corporation Street
Santa Paula, CA 93061
 Phone: (805) 659-0910 Fax: (805) 525-4172
 Project: SP107194 Contact Person: Sarah Boblett

REPORT INFORMATION:

Rush Analysis: ☐ 5 days ☐ 4 days ☐ 3 days ☐ 2 days ☐ 24 hours

Electronic Data Transfer: YES / NO

If yes, To: State _____ Client _____ Other _____

REMARKS:

TO ABC

SAMPLING:

Sampler(s)

12.1cy

Sample Number	Location/Description	Date Sampled	Time Sampled	Type of Sampling: Composite (C) Grab (G)	Number of Containers	Type of Containers: (G) Glass (P) Plastic (V) VOA (MT) Metals Tube	(P) Potable (NP) Non-Potable	(SW) Surface Water (MW) Monitoring Well (GW) Ground Water (TB) Travel Blank (WW) Waste Water (DW) Drinking Water	(S) Soil (SLG) Sludge (SLD) Solid (O) Oil	Preservative: (1) NaOH + ZnAc (2) NaOH (3) HCl (4) H2SO4 (5) HNO3 (6) Na2S2O3 (7) Other _____	ANALYSIS REQUESTED								
303	Acute Tox - DCLPP-001	8/9/01	10:20	G	1	P	NP	WW				X							
304	Chronic Tox - DCLPP-001	8/9/01	10:20	G	1	P	NP	WW					X						

CUSTODY:

Relinquished by: [Signature] Date: 8/9/01 Time: 2:00 Relinquished by: _____ Date: _____ Time: _____
 Received by: [Signature] Date: 8/9/01 Time: 200 Received by: _____ Date: _____ Time: _____

CLIENT DETAILS

SECTION I

Client: PG+E DIABLO CANYON

☐ New Customer Customer Number: _____

Address: P.O. Box 56
AVILA BEACH, CA 93424

Phone: (805) 545-3471

FAX: (805) 545-3065

Project name: _____

Contact person: SCOTT ALGEON

Billing Information (if different from above)

Name: PG+E

Address: _____

Phone: _____

FAX: _____

Contact person: _____

Purchase order/contract/FGL quote number: _____

Pre Log Required: yes _____ no _____

SAMPLING

SECTION II

Sampler (s): ED RILEY

Comp Sampler Set up Date: 8-8-01 Time: 1000

Time: N/A Mileage: N/A

REPORT INFORMATION

SECTION III

Rush Analysis (subject to surcharge):

☐ 5 Day ☐ 4 Day ☐ 3 Day

☐ 2 Day ☐ 24 hour

Electronic Data Transfer: yes _____ no _____

If yes, To: State _____ Client _____ Other _____

Lab number: SP107194

SAMPLE INFORMATION

SECTION IV

Sample Number	Location/Description	Date Sampled	Time Sampled
<u>DCPP-803</u>	<u>ACUTE TOXICITY SAMPLE DCPP-001</u>	<u>8-9-01</u>	<u>1020</u>
<u>DCPP-304</u>	<u>CHRONIC TOXICITY SAMPLE DCPP-001</u>	<u>8-9-01</u>	<u>1020</u>

Type of Sampling: Composite (C) Grab (G)

Number of Containers

Type of Containers: (G) Glass (P) Plastic (V) VOA (MT) Metal Tube

(P) Potable (NP) Non-Potable

(SW) Surface Water (MW) Monitoring Well (TB) Travel Blank (GW) Ground Water (DW) Drinking Water (WW) Wastewater

(S) Soil (SLG) Sludge (SLD) Solid (O) Oil

BacT: (Sys) System (SRC) Source (W) Waste

BacT: Routine (ROUT) Repeat (RPT) Other (OTH) Replace (RPL)

(LT) Leaf Tissue (PET) Petiole Tissue (PRD) Produce

Preservative: (1) NaOH + ZnAc, (2) NaOH, (3) HCl, (4) H2SO4, (5) HNO3, (6) Na2S2O3, (7) Other _____

ANALYSES REQUESTED

ACUTE TOXICITY TEST - RED LAWN

CHRONIC TOXICITY TEST - RED LAWN

Sample Condition: Received Intact

(L) Leaking, (B) Broken (HS) VOA Headspace

Temp: Ambient _____ Chilled _____ Actual _____

Custody Seal (Y) (N) # of Coolers _____

pH check _____

To Lab D/I:

REMARKS

SECTION V

CUSTODY

SECTION VI

Relinquished by and subject to the terms and conditions on the reverse of this document:

Edward A Riley Date 8-9-01 Time 1030

Received by: [Signature] Date 8/9/01 Time 10:30

Relinquished by: [Signature] Date 8/9/01 Time 2:20

Received by: SB Date ↓ Time ↓

Relinquished by: _____ Date _____ Time _____

Received by: _____ Date _____ Time _____

Relinquished by: _____ Date _____ Time _____

Received by: _____ Date _____ Time _____

CORPORATE OFFICE & LABORATORY

P.O. Box 272/853 Corporation Street

Santa Paula, CA 93061-0272

Tel: (805) 659-0910

FAX: (805) 525-4172

OFFICE & LABORATORY

2500 Stagecoach Road

Stockton, CA 95215

Tel: (209) 942-0181

FAX: (209) 942-0423

FIELD OFFICE

Visalia, California

Tel: (209) 734-9473

Mobile: (209) 737-2399

FAX (209) 734-8435