

Date Entered: Nov 14, 2001

TO: USNRC/WASHINGTON
JMCKNIGHT

Copy Number: 145

TRANSMITTAL NUMBER: 204963

PROCEDURE NUMBER: EI-13

TITLE: EVACUATION/REASSEMBLY

TRANSMITTAL: LISTED BELOW ARE NEW/REVISED PROCEDURES WHICH MUST BE IMMEDIATELY INSERTED INTO OR DISCARDED FROM YOUR PROCEDURE MANUAL.

Action Required

Section or Description

REMOVE AND DESTROY

EI-13, R/7, ENTIRE PROCEDURE

REPLACE WITH

EI-13, R/7, ENTIRE PROCEDURE

EDITORIAL

SIGN, DATE, AND RETURN THE ACKNOWLEDGEMENT FORM WITHIN 10 DAYS TO THE PALISADES PLANT DOCUMENT CONTROL.

SIGNATURE OR INITIALS

DATE

A045

Procedure No EI-13
Revision 7
Issued Date 11/14/01

PALISADES NUCLEAR PLANT
EMERGENCY IMPLEMENTING PROCEDURE

TITLE: EVACUATION/REASSEMBLY

JBBurnett / 11/13/01
Procedure Sponsor Date

JBBurnett / 4/6/00
Technical Reviewer Date

NACampbell / 4/14/00
User Reviewer Date

PALISADES NUCLEAR PLANT
EMERGENCY IMPLEMENTING PROCEDURE

Proc No EI-13
Revision 7
Page i

TITLE: EVACUATION/REASSEMBLY

Table of Contents

1.0	<u>PERSONNEL RESPONSIBILITY</u>	1
2.0	<u>PURPOSE</u>	1
3.0	<u>REFERENCES</u>	1
3.1	SOURCE DOCUMENTS	1
3.2	REFERENCE DOCUMENTS	2
4.0	<u>INITIAL CONDITIONS AND/OR REQUIREMENTS</u>	2
4.5	EQUIPMENT	3
5.0	<u>PROCEDURE</u>	3
5.1	EVACUATION	3
5.1.1	<u>Evacuation Via the Plant Access Road</u>	4
5.1.2	<u>Evacuation Via the North Beach</u>	4
5.1.3	<u>Evacuation Via the South Beach</u>	5
5.2	REASSEMBLY	6
6.0	<u>ALLEGAN SERVICE CENTER</u>	7
6.1	ALLEGAN SERVICE CENTER EVACUATION MONITORING AREA	7
7.0	<u>ATTACHMENTS AND RECORDS</u>	8
7.1	ATTACHMENTS	8
7.2	RECORDS	8

ATTACHMENTS

Attachment 1, "Evacuation Routes"
Attachment 2, "Sector Map"
Attachment 3, "Allegan Service Center"
Attachment 4, "Allegan Service Center Equipment List"

PALISADES NUCLEAR PLANT
EMERGENCY IMPLEMENTING PROCEDURE

Proc No EI-13
Revision 7
Page 1 of 8

TITLE: EVACUATION/REASSEMBLY

USER ALERT

INFORMATION USE PROCEDURE

The activities covered by this procedure may be performed from memory.

1.0 PERSONNEL RESPONSIBILITY

The Site Emergency Director (SED) is responsible for directing evacuation and subsequent reassembly.

The Health Physics Group Leader in the Technical Support Center is responsible for recommending evacuation based on radiological conditions to the SED.

2.0 PURPOSE

To provide guidelines for evacuation and subsequent reassembly of onsite personnel.

3.0 REFERENCES

3.1 SOURCE DOCUMENTS

3.1.1 NUREG 0654, Section M, "Recovery and Re-entry Planning and Post-Accident Operations"

3.1.2 Palisades Site Emergency Plan, Section 9, "Recovery"

3.1.3 Palisades Site Emergency Plan, Appendix C, "Population Distribution and Evacuation Time Estimates"

**PALISADES NUCLEAR PLANT
EMERGENCY IMPLEMENTING PROCEDURE**

Proc No EI-13

Revision 7

Page 2 of 8

TITLE: EVACUATION/REASSEMBLY

3.2 REFERENCE DOCUMENTS

- 3.2.1 Emergency Implementing Procedure EI-8, "Onsite Radiological Monitoring"
- 3.2.2 Emergency Implementing Procedure EI-9, "Offsite Radiological Monitoring"
- 3.2.3 Health Physics Procedure HP 2.18, "Personnel Decontamination"
- 3.2.4 Emergency Implementing Procedure EI-16.1, "Maintenance of Emergency Equipment"
- 3.2.5 Palisades Administrative Procedure 10.46, "Plant Records"

4.0 INITIAL CONDITIONS AND/OR REQUIREMENTS

- 4.1 Evacuation of nonessential personnel shall be performed at a Site Area Emergency and General Emergency. Nonessential personnel are those individuals determined by the SED as not immediately needed for emergency response.
- 4.2 Evacuation of essential personnel in the Control Room, Technical Support Center, and Operational Support Center shall be considered by the Site Emergency Director when the following conditions exist:
 - a. Radiation levels reach 5 rem/hr in the Control Room.
 - b. Area dose rate exceeds 100 mrem/hr or air concentration is greater than or equal to 40 DAC.
 - c. Breathable oxygen is reduced to 19.5%.
 - d. Area atmosphere reaches 20% of the Lower Explosive Limit (LEL).
- 4.3 If the Technical Support Center (TSC) and Operational Support Center (OSC) are not habitable, these facilities may be transferred to the Mechanical Maintenance Shop.
- 4.4 If the Mechanical Maintenance Shop is not habitable, the Site Emergency Director shall designate alternate location(s).

PALISADES NUCLEAR PLANT
EMERGENCY IMPLEMENTING PROCEDURE

Proc No EI-13
Revision 7
Page 3 of 8

TITLE: EVACUATION/REASSEMBLY

4.5 EQUIPMENT

TSC and OSC Emergency Equipment shall be as described in Emergency Implementing Procedure EI-16.1, "Maintenance of Emergency Equipment."

5.0 PROCEDURE

USER ALERT

INFORMATION USE PROCEDURE

The activities covered by this procedure may be performed from memory.

5.1 EVACUATION

- a. The TSC Health Physics Group Leader shall determine which of the three evacuation routes from the Palisades Plant shall be used after the decision to evacuate is made by the Site Emergency Director.
- b. The Health Physics Group Leader shall notify Security and the OSC Director of the route to be used.
- c. The OSC Health Physics Supervisor and Security shall assign personnel to the appropriate control point/monitoring stations. Each station shall be established prior to evacuation. Refer to Emergency Implementing Procedures EI-8, "Onsite Radiological Monitoring," and EI-9, "Offsite Radiological Monitoring." If the event severity precludes use of all onsite and nearsite control points/monitoring stations, site evacuees should be sent directly to the Allegan Service Center for screening/decon. Refer to Attachment 2 for a map to the Allegan Service Center and Attachment 3 for a layout and usage plan for the facility. No monitoring equipment is assigned to the facility. Monitoring equipment and personnel must be assigned prior to evacuating personnel to the Allegan Service Center.
- d. The order to evacuate by designated route shall be announced over the public address system.

**PALISADES NUCLEAR PLANT
EMERGENCY IMPLEMENTING PROCEDURE**

Proc No EI-13

Revision 7

Page 4 of 8

TITLE: EVACUATION/REASSEMBLY

5.1.1 Evacuation Via the Plant Access Road

- a. Security and Health Physics personnel shall establish a control point/monitoring station in the Security Building and a reassembly control point/monitoring station on the access road at the junction of the switchyard road.
- b. Personnel evacuating from inside the protected area (security fence) should do so in the following manner:
 1. Proceed to the Security Building (see Attachment 1).
 2. Monitor for personal contamination if conditions permit. Retain dosimetry.
 3. Proceed to access road reassembly control point/monitoring station (private vehicle may be used).
- c. Personnel outside the protected area shall proceed to the access road reassembly control point/monitoring station located on the access road at the junction of the switchyard road (private vehicle may be used).

5.1.2 Evacuation Via the North Beach

- a. Security and Health Physics shall establish a control point/monitoring station at the north beach gate and a reassembly control point/monitoring station in the parking lot of the Van Buren State Park.
- b. Personnel evacuating from inside the protected area (security fence) should do so in the following manner:
 1. Proceed to the north beach gate (see Attachment 1).
 2. Monitor for personal contamination if conditions permit. Retain dosimetry.
 3. Proceed north along the beach to the walkway of the Van Buren State Park.
 4. Proceed to the reassembly control point/monitoring station in the parking lot of the Van Buren State Park.

**PALISADES NUCLEAR PLANT
EMERGENCY IMPLEMENTING PROCEDURE**

Proc No EI-13
Revision 7
Page 5 of 8

TITLE: EVACUATION/REASSEMBLY

c. Personnel outside the protected area should evacuate as follows:

1. Follow the north protected area fence to the beach (see Attachment 1).
2. Proceed north along the beach to the walkway of the Van Buren State Park.
3. Proceed to the reassembly control point/monitoring station in the parking lot of the Van Buren State Park.

d. Personnel located in the Training Building, Warehouse and Dry Fuel Storage Building should proceed north directly to the reassembly control point/monitoring station in the parking lot of the Van Buren State Park.

5.1.3 Evacuation Via the South Beach

a. Security and Health Physics shall establish a control point/monitoring station at the inner gate to the south radwaste storage area and a reassembly control point/monitoring station in the parking lot of the Covert Township Park.

b. Personnel evacuating from inside the protected area (security fence) should do so in the following manner:

1. Proceed to the inner gate at the south radwaste storage area (see Attachment 1).
2. Monitor for personnel contamination if conditions permit. Retain dosimetry.
3. Move through the outer gate to the south beach and proceed south to the Covert Township Park.
4. Proceed to the reassembly control point/monitoring station in the parking lot of the Covert Township Park.

PALISADES NUCLEAR PLANT
EMERGENCY IMPLEMENTING PROCEDURE

Proc No EI-13

Revision 7

Page 6 of 8

TITLE: EVACUATION/REASSEMBLY

- c. Personnel outside the protected area (security fence) should evacuate as follows:

1. Proceed along the cooling tower access road to either of the south gates leading to the beach (see Attachment 1).
2. Move to the beach and proceed south to the Covert Township Park.
3. Proceed to the reassembly control point/monitoring station in the parking lot of the Covert Township Park.

- d. Personnel located in the Training Building, Warehouse and Dry Fuel Storage Building should evacuate as follows:

1. Via vehicle, proceed to Blue Star Highway using the Plant access road.
2. Proceed south on Blue Star Highway to 32nd Avenue.
3. Proceed west on 32nd Avenue to the reassembly control point/monitoring station in the Covert Township Park parking lot.

5.2 REASSEMBLY

- a. Exit interviews should be completed for each evacuee arriving at the reassembly control point/monitoring stations.

1. Personnel shall be questioned as to their location prior to evacuation.
2. Personnel dosimetry will be collected.
3. Personnel and/or vehicles shall be monitored to determine the need for decontamination.
4. Priority for decontamination shall be given to persons found to have the highest levels of contamination.

**PALISADES NUCLEAR PLANT
EMERGENCY IMPLEMENTING PROCEDURE**

Proc No EI-13
Revision 7
Page 7 of 8

TITLE: EVACUATION/REASSEMBLY

5. Vehicles shall be decontaminated after personnel decontamination is complete.

6. If any evacuee is found to be contaminated, a Health Physics Procedure HP 2.18, "Personnel Decontamination Report," should be completed, if applicable.

b. Persons suspected, or known to have ingested substantial radioactivity shall be whole body counted and/or have a bioassay program established as soon as conditions permit.

c. Return all completed forms to the OSC Health Physics Supervisor.

6.0 ALLEGAN SERVICE CENTER

6.1 ALLEGAN SERVICE CENTER EVACUATION MONITORING AREA

a. The Allegan Service Center garage/shop area is the alternate evacuation monitoring station.

b. The Site Emergency Director shall ensure the Allegan County Emergency Operations Center is notified of the need to use the Allegan Service Center prior to site evacuation.

c. Requests to open the Allegan Service Center should be made by calling the Virtual Call Center as follows:

1. 1st Choice - (517) 374-2301 24 hr

2. 2nd Choice - 1-800-382-0015

3. 3rd Choice - fax machine (517) 484-1516 (this fax will alarm until the fax has been acknowledged by a Customer Service Representative).

d. Rad monitoring equipment can be provided by the Radiological Teams (per Attachment 4) using equipment from emergency vehicles, the Emergency Offsite Facility (EOF), or the Palisades Plant including the Stockroom. The Allegan Service Center locker room may be established as a hot zone with restroom/office area as a buffer zone.

PALISADES NUCLEAR PLANT
EMERGENCY IMPLEMENTING PROCEDURE

Proc No EI-13

Revision 7

Page 8 of 8

TITLE: EVACUATION/REASSEMBLY

e. The Allegan Service Center phone numbers are (616) 673-0818, (616) 673-0801, and (616) 673-0802, and may be used after Palisades personnel have arrived. The fax number is (616) 673-0850.

1. A frisking station may be established at the entrance to the locker room.
2. Contamination tape and/or rope (yellow and magenta) and/or floor covering (water repellant) should be utilized to distinguish contaminated from noncontaminated areas.
3. ALARA shall be utilized to minimize the potential from exposure to radiation.

7.0 ATTACHMENTS AND RECORDS

7.1 ATTACHMENTS

7.1.1 Attachment 1, "Evacuation Routes"

7.1.2 Attachment 2, "Sector Map"

7.1.3 Attachment 3, "Allegan Service Center"

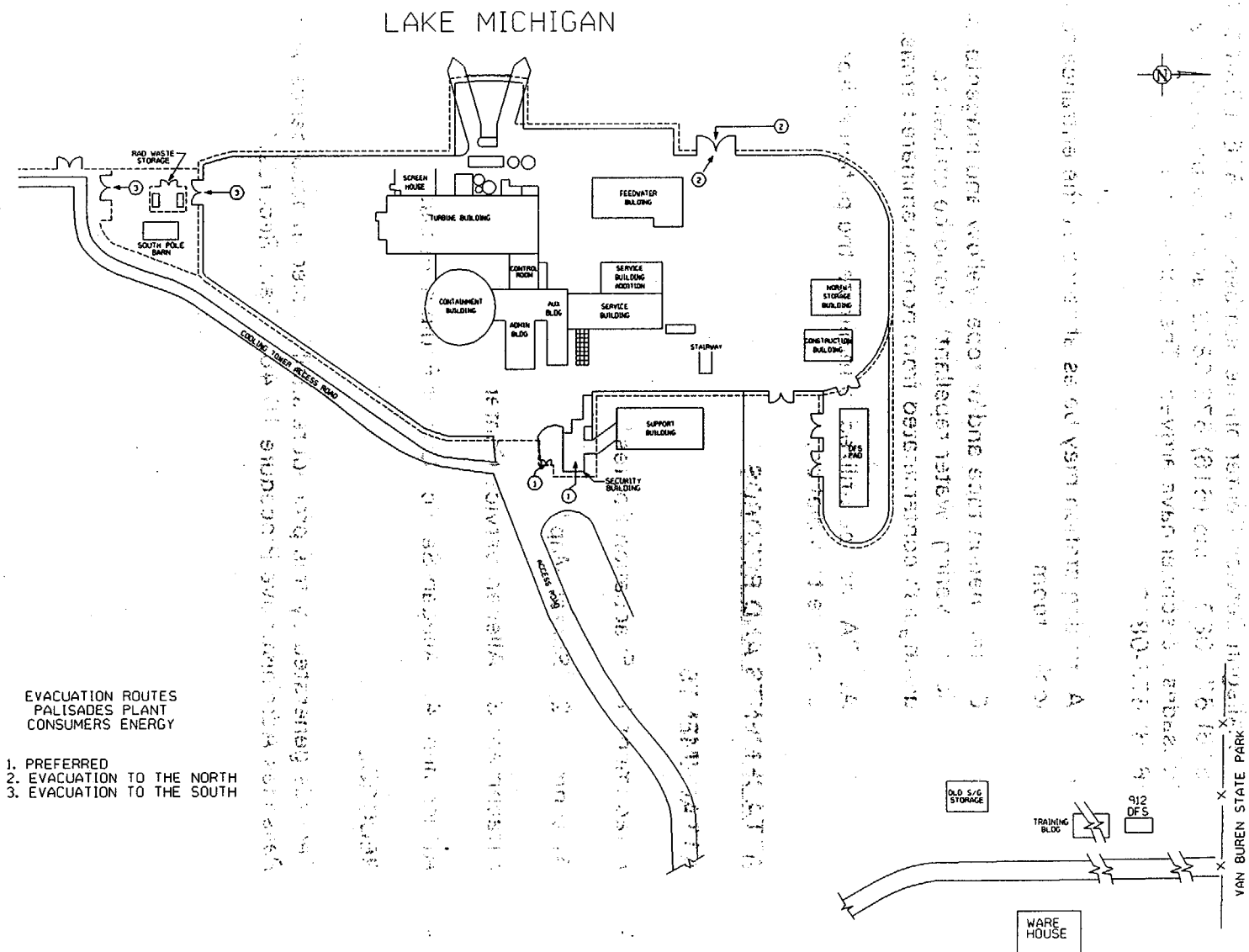
7.1.4 Attachment 4, "Allegan Service Center Equipment List"

7.2 RECORDS

Records generated by this procedure shall be filed in accordance with Palisades Administrative Procedure 10.46, "Plant Records."

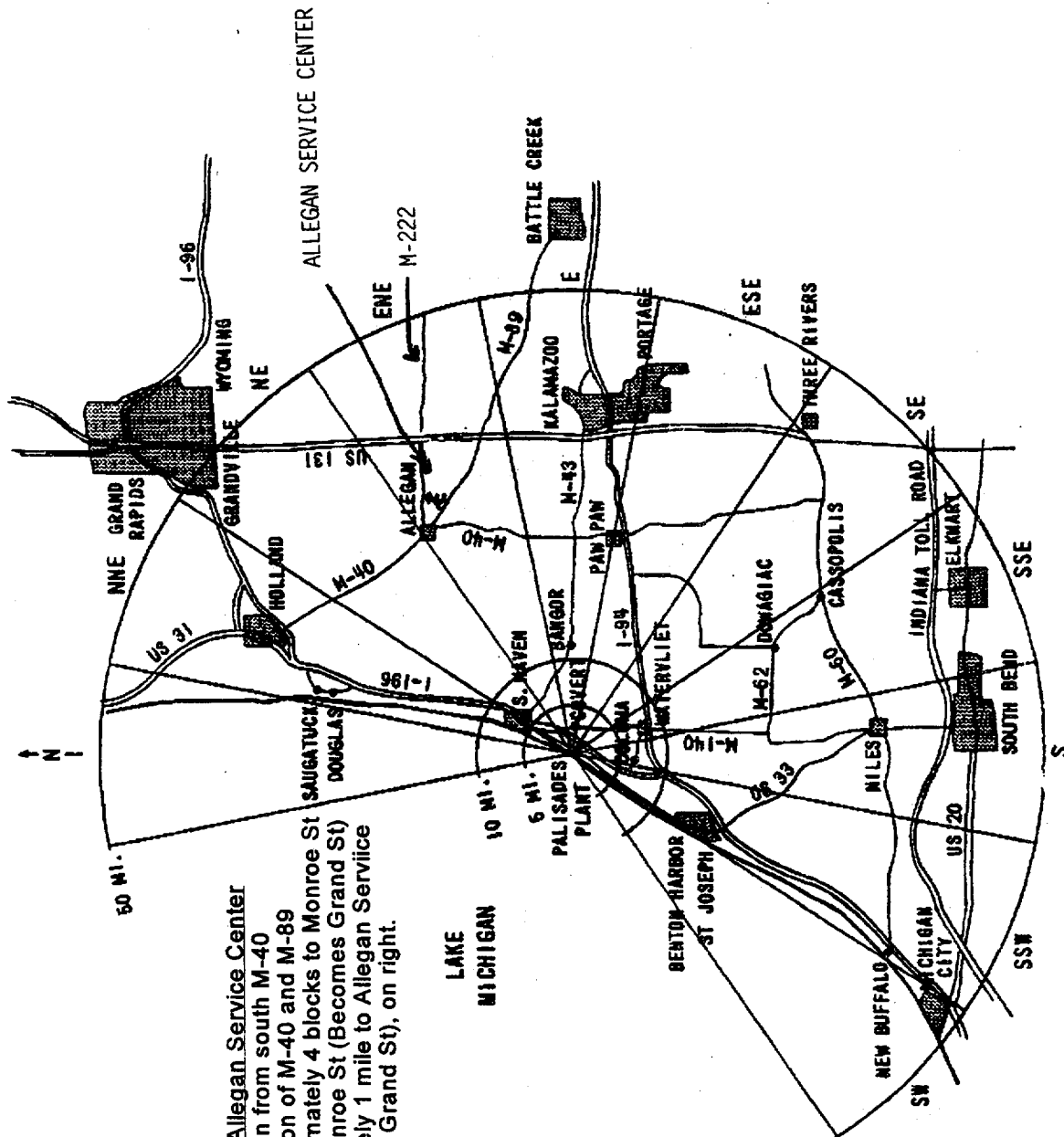
EVACUATION ROUTES

Proc No EI-13
Attachment 1
Revision 7
Page 1 of 1



K:\NDSN_ISS\CAD\DRAWINGS\HISTORIC\PROJECT\SITE\EI-13

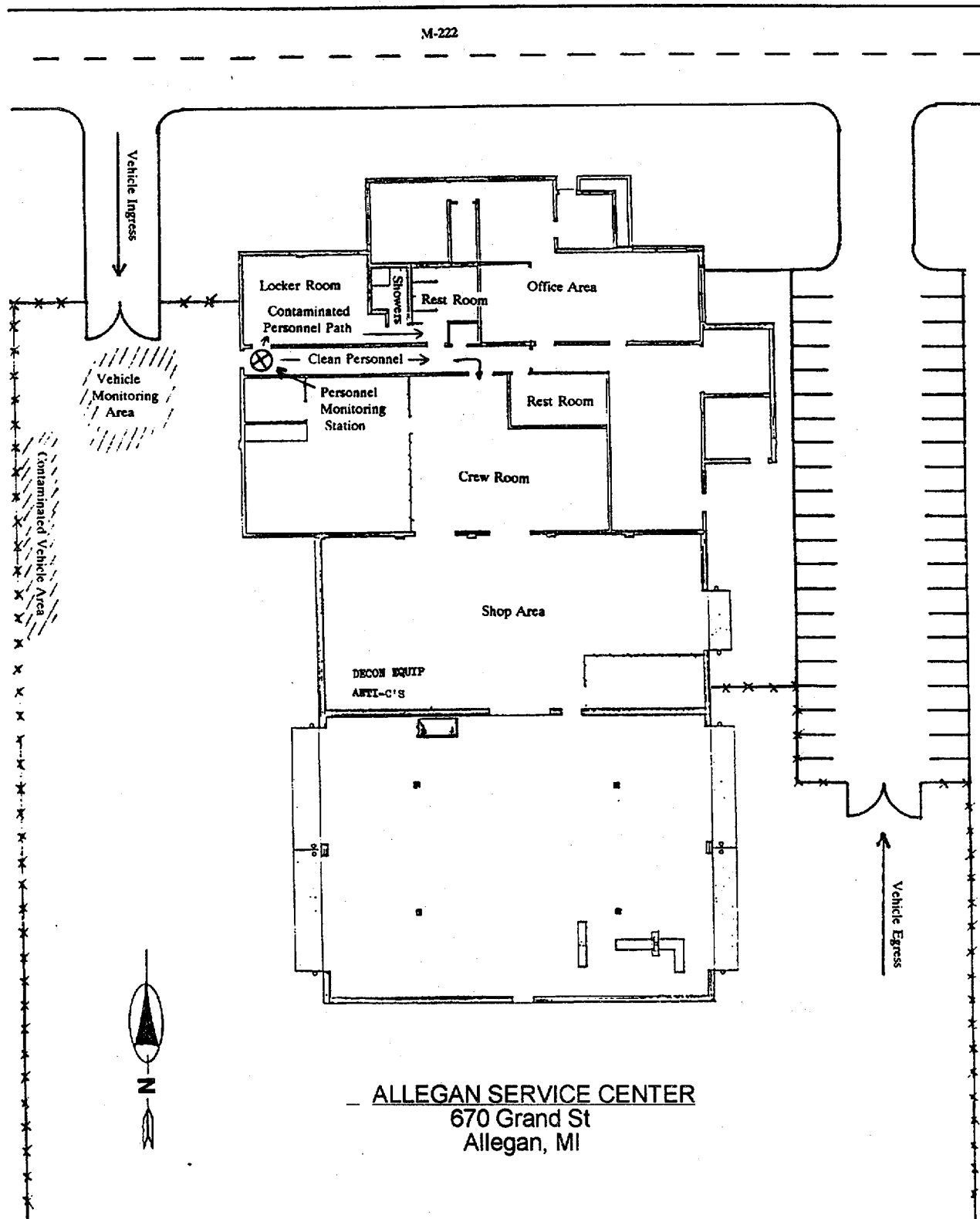
SECTOR MAP



Directions To Allegan Service Center

- Enter Allegan from south M-40
- At intersection of M-40 and M-89
- Left approximately 4 blocks to Monroe St
- Right on Monroe St (Becomes Grand St)
- Approximately 1 mile to Allegan Service Center (670 Grand St), on right.

ALLEGAN SERVICE CENTER



ALLEGAN SERVICE CENTER EQUIPMENT LIST

In the event evacuation to the Allegan Service Center is necessary, the following equipment should be obtained:

1. Obtain personal dosimetry issued from the OSC HP Supervisor for monitoring/decontamination purposes only.
2. Obtain survey instruments as instructed by the OSC HP Supervisor.
3. Any other equipment deemed necessary by the OSC HP Supervisor.
4. Any decon/survey forms as directed by the OSC HP Supervisor.

The following equipment will be permanently available at the Allegan Service Center Shop Area marked "Decontamination Equipment":

1. 5 sets of Anti-C's with fish skins (including hoods, booties, 2 sets of gloves and cloth liners each)
2. 1 roll of radiological rope/ribbon
3. 2 rolls of radiological tape
4. 4 radiological bags (large)
5. 4 radiological bags (small)
6. 5 packages of masslin
7. 4 radiological posting signs (contamination/radiation area)
8. 2 step-off pads
9. 1 roll of herculite
10. 10 booties and rubbers (beyond sets above)
11. 25 pair of rubber and cloth gloves (beyond sets above)
12. 25 paper coveralls (grays)
13. 2 Titanic Bottles
14. 2 grey tape rolls

ALLEGAN SERVICE CENTER EQUIPMENT LIST

15. Swabs
16. Ziploc bags (12 small and 12 large)
17. 1 liter shampoo
18. Scissor stands for rad bags
19. Surgical scrub pads
20. 3 utility knives
21. 10 extra plastic booties (beyond sets above)

If further supplies/information are needed, contact the EOF HP Support Group (616) 637-6028. The closest Congregate Care Facility is Gobles High School, where employees may obtain further sheltering.