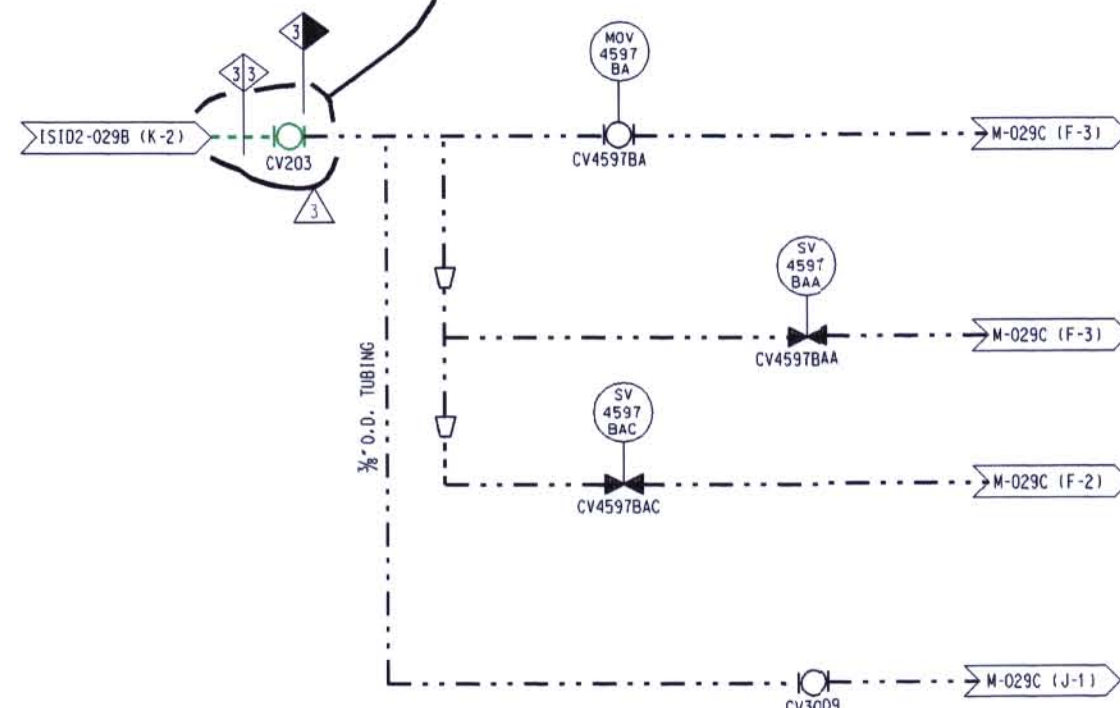
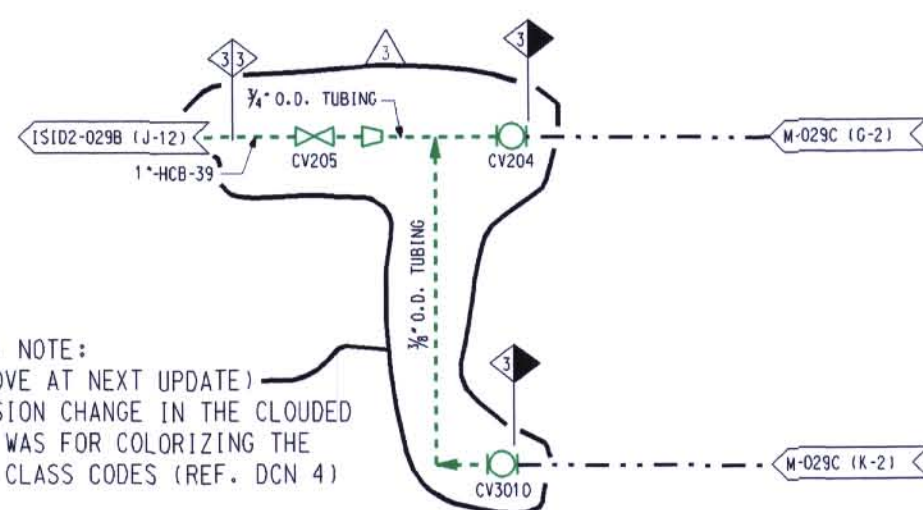


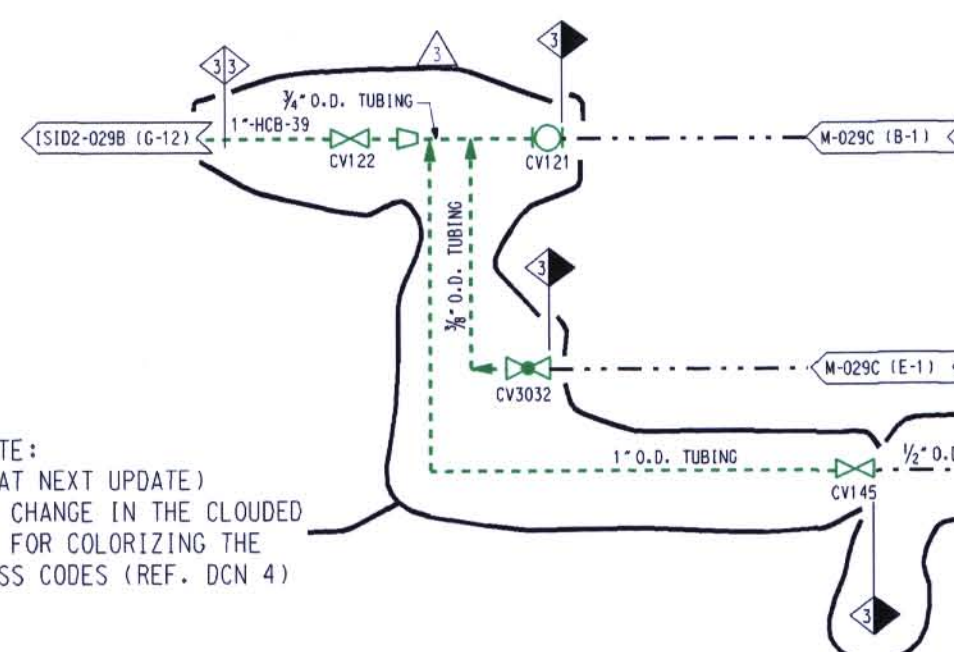
INFO. NOTE:  
(REMOVE AT NEXT UPDATE)  
REVISION CHANGE IN THE CLOUDED  
AREA WAS FOR COLORIZING THE  
LINE CLASS CODES (REF. DCN 4)



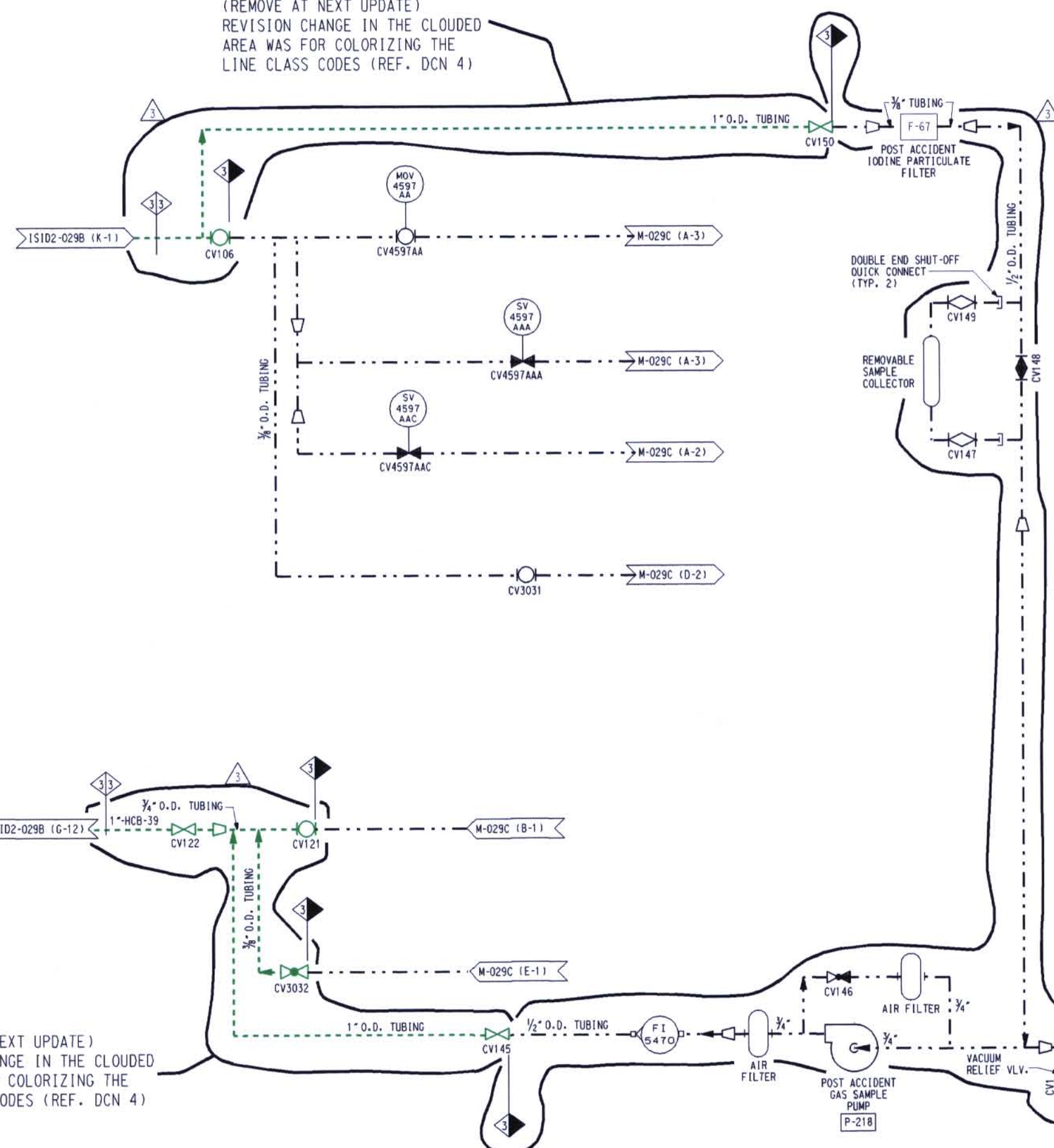
INFO. NOTE:  
(REMOVE AT NEXT UPDATE)  
(REVISION CHANGE IN THE CLOUDED  
AREA WAS FOR COLORIZING THE  
LINE CLASS CODES (REF. DCN 4)



INFO. NOTE:  
(REMOVE AT NEXT UPDATE)  
REVISION CHANGE IN THE CLOUDED  
AREA WAS FOR COLORIZING THE  
LINE CLASS CODES (REF. DCN 4)



INFO. NOTE:  
(REMOVE AT NEXT UPDATE)  
REVISION CHANGE IN THE CLOUDED  
AREA WAS FOR COLORIZING THE  
LINE CLASS CODES (REF. DCN 4)



### LEGEND

- ASME SECTION XI CLASS 1 PIPING (RED)  
 - - - ASME SECTION XI CLASS 2 PIPING (BLUE)  
 - - - ASME SECTION XI CLASS 3 PIPING (GREEN)  
 - - - REFERENCE & CONTINUITY  
 - D - D - HVAC DUCT

ISIM2- REFERENCE TO THE PIPING ISOMETRIC DRAWING FOR DETAILS ON THE PIPING CONFIGURATION, AND THE LOCATION AND IDENTIFICATION OF WELDS AND SUPPORTS.

☐ RESERVED FOR SPECIAL ISI REQUIREMENTS. (MAY BE)  
ACCOMPANIED BY SPECIFIC NOTES.

REFERENCE TO THE ISI ITEM NUMBER DESIGNATION USED IN THE FIRST 10 YEAR INSERVICE INSPECTION INTERVAL.

ASME SECTION XI CLASS CHANGE

ISI PROGRAM BOUNDARY

NOTES:

1. DELETED
2. FOR ISI BOUNDARY DIAGRAM INDEX SHEET AND GENERAL NOTES, SEE ISID-001.
3. FOR PIPING SYMBOLS AND P & ID INDEX, SEE DRAWING M-001.
4. UNLESS OTHERWISE NOTED, ALL VENT CONNECTIONS ARE  $\frac{3}{4}$ " AND DRAIN CONNECTIONS ARE 1". LINE IDENTIFICATION IS THE SAME AS THE HEADER.

D-014

[illegible]