



FirstEnergy Nuclear Operating Company

Perry Nuclear Power Plant
10 Center Road
Perry, Ohio 44081

John K. Wood
Vice President, Nuclear

440-280-5224
Fax: 440-280-8029

September 11, 2001
PY-CEI/OEPA-0361L

Ohio Environmental Protection Agency
Division of Water Pollution Control
Enforcement Section, ES/MOR
P.O. Box 1049
Columbus, Ohio 43216-1049

Ladies and Gentlemen:

Enclosed are the NPDES monthly report forms for the month of August, 2001. No violations occurred during this time period.

If you have questions or require additional information, please contact Mr. Leo Harte at (440) 280-5514.

Very truly yours,

Enclosures

cc: NRC Region III
NRC Resident Inspector
NRC Project Manager
NRC Document Control Desk (Docket No. 50-440)
OEPA Northeast District Office

IE25

MONTHLY REPORT FORM

4500

Name, Address City, County, ZIP :

Station Code :

Reported Date (Month Year) :

Application :

9/5/01

Perry Nuclear Power Plant
 Perry Nuclear Power Plant
 10 Center Rd.
 Perry OH 44081

004

August 2001

31B00016*ED

Page 1 of 1

Sampling Station Description :

Point Representative of Discharge

in(1) - Enter 1 for Continuous, 2 for Composite, 3 for Grab Sample	Reporting Lab :	Analyst :
in(2) - Enter frequency of sampling	CCB 125	Leo J. Harte

(1)	3	1	3	3	1	3	
(2)	1	999	1	1	999	1	
Day	(00400) pH S.U.	(00011) Water Temperature F	(00665) Phosphorus, Total (P) mg/l	(34044) Oxidants, Total Residual mg/l	(50050) Flow Rate MGD	(50064) Chlorine, Free Available mg/l	(78739) Chlorination/Brominat Duration Minutes
01		72			76.8	0.02	81
02		76			64.9	0	112
03	8.3	79			93.4	0.01	110
04		80			97.5	0.01	110
05		81			100.9	0.04	80
06		79	0.15		99.1	0.02	105
07	8.3	82			97.3	0.02	115
08		83			89.9	0	82
09		85			79.4	0	82
10	8.23	85			82.1	0	95
11		84			87.9	0.06	80
12		83			89.8	0.05	80
13		83	0.078		88.9	0	80
14	8.25	82			88.3	0.02	83
15		81			89.7	0	55
16		79			87	0.06	82
17	8.2	81			91.3	0.07	95
18		80			88.5	0	94
19		80			90	0.03	95
20		79	0.116		90.1	0	85
21	8.21	79			87.6	0	80
22		79			92	0.05	80
23		79			90.6	0.07	80
24	8.48	80			94.6	0	82
25		78			93	0.06	81
26		80			85.4	0.09	77
27		80	0.14		89.2	0.02	90
28	8.27	80			86.4	0.05	80
29		80			95.3	0.1	110
30		79			87.8	0	80
31	8.4	79			89	0.18	109
TOTAL	74.64	2487	0.484	0	2763.7	1.03	2750
AVG	8.2933	80.2258	0.121		89.1516	0.0332	88.7097
MAX	8.48	85	0.15		100.9	0.18	115
MIN	8.2	72	0.078		64.9	0	55

Additional Remarks :

I certify under the penalty of law that I have personally examined and am familiar with the information submitted and based on my inquiry of those individuals immediately responsible for obtaining the information, I believe the submitted information is true, accurate and complete. I am aware that there are significant penalties for submitting false information, including the possibility of fine and imprisonment.


Form No EPA 4500 (8-91)

Formerly EPA SURI
 (Generated by SWIMS)

Date Report Completed:

09/05/2001

Signature of Reporter:



Title of Reporter:

VP, Nuclear, Perry

MONTHLY REPORT FORM

4500

Name, Address City, County, ZIP :

Station Code :

Reported Date (Month Year) :

Application :

9/5/01

Perry Nuclear Power Plant
 Perry Nuclear Power Plant
 10 Center Rd.
 Perry OH 44081

601

August 2001

3IB00016*ED

Sampling Station Description :

Page 1 of 1

Discharge from Regenerate Neutralization Pits

in(1) - Enter 1 for Continuous, 2 for Composite, 3 for Grab Sample
 in(2) - Enter frequency of sampling

Reporting Lab :
 CCB 125

Analyst :
 Leo J. Harte

(1) (2)	1 999 (00402) pH, Minimum S.U.	1 999 (00401) pH, Maximum S.U.	2 998 (00530) Total Suspended Solids mg/l	3 1 (00550) Oil and Grease, Total mg/l	1 999 (50050) Flow Rate MGD		
Day							
01					AH		
02					AH		
03					AH		
04	8.73	8.83	11	AA	0.017		
05					AH		
06					AH		
07	8.2	8.65	12	AA	0.016		
08					AH		
09					AH		
10	7.5	8.4			0.02		
11					AH		
12					AH		
13					AH		
14					AH		
15	8.53	8.7	25	AA	0.022		
16					AH		
17					AH		
18	8.3	8.45			0.015		
19					AH		
20					AH		
21					AH		
22	7.8	8	26	AA	0.018		
23					AH		
24					AH		
25					AH		
26	7.95	8.1			0.016		
27					AH		
28					AH		
29					AH		
30					AH		
31					AH		
TOTAL	57.01	59.13	74	0	0.124	0	0
AVG	8.1443	8.4471	18.5	0	0.0177		
MAX	8.73	8.83	26	0	0.022		
MIN	7.5	8	11	0	0		

Additional Remarks :

Less than MDL.

Less than MDL.

Less than MDL.

Less than MDL.

I certify under the penalty of law that I have personally examined and am familiar with the information submitted and based on my inquiry of those individuals immediately responsible for obtaining the information, I believe the submitted information is true, accurate and complete. I am aware that there are significant penalties for submitting false information, including the possibility of fine and imprisonment.

Form No EPA 4500 (8-91)

Formerly EPA SURI
 (Generated by SWIMS)

Date Report Completed:
 09/05/2001

Signature of Reporter:



Title of Reporter:

VP, Nuclear, Perry

Sample not taken. No discharge performed this date.
Sample not taken. No discharge performed this date.
Sample not taken. No discharge performed this date.
Sample not taken. No discharge performed this date.
Sample not taken. No discharge performed this date.
Sample not taken. No discharge performed this date.
Sample not taken. No discharge performed this date.
Sample not taken. No discharge performed this date.
Sample not taken. No discharge performed this date.
Sample not taken. No discharge performed this date.
Sample not taken. No discharge performed this date.
Sample not taken. No discharge performed this date.
Sample not taken. No discharge performed this date.
Sample not taken. No discharge performed this date.
Sample not taken. No discharge performed this date.
Sample not taken. No discharge performed this date.
Sample not taken. No discharge performed this date.
Sample not taken. No discharge performed this date.
Sample not taken. No discharge performed this date.
Sample not taken. No discharge performed this date.
Sample not taken. No discharge performed this date.
Sample not taken. No discharge performed this date.
Sample not taken. No discharge performed this date.


I certify under the penalty of law that I have personally examined and am familiar with the information submitted and based on my inquiry of those individuals immediately responsible for obtaining the information, I believe the submitted information is true, accurate and complete. I am aware that there are significant penalties for submitting false information, including the possibility of fine and imprisonment.

Form No EPA 4500 (8-91)

Formerly EPA SURI
(Generated by SWIMS)

Date Report Completed:
09/05/2001

Signature of Reporter:



Title of Reporter:

VP, Nuclear, Perry

MONTHLY REPORT FORM

4500

Name, Address City, County, ZIP :

Perry Nuclear Power Plant
Perry Nuclear Power Plant
10 Center Rd.
Perry OH 44081

Station Code :

602

Reported Date (Month Year) :

August 2001

Application :

3IB00016*ED

9/5/01

Page 1 of 1

Sampling Station Description :

Discharge from Chemical Cleaning Lagoon

in(1) - Enter 1 for Continuous, 2 for Composite, 3 for Grab Sample

in(2) - Enter frequency of sampling

Reporting Lab :

CCB 125

Analyst :

Leo J. Harte

(1)	3	2	3	2	2	1	
(2)	1	998	1	998	998	999	
Day	(00400) pH S.U.	(00530) Total Suspended Solids S.U.	(00550) Oil and Grease, Total S.U.	(01042) Copper, Total (Cu) S.U.	(01045) Iron, Total (Fe) S.U.	(50050) Flow Rate S.U.	
01	AL						
02							
03							
04							
05							
06							
07							
08							
09							
10							
11							
12							
13							
14							
15							
16							
17							
18							
19							
20							
21							
22							
23							
24							
25							
26							
27							
28							
29							
30							
31							
TOTAL	0	0	0	0	0	0	0
AVG	0						
MAX	0						
MIN	0						

Additional Remarks :

No discharge for the month.

I certify under the penalty of law that I have personally examined and am familiar with the information submitted and based on my inquiry of those individuals immediately responsible for obtaining the information, I believe the submitted information is true, accurate and complete. I am aware that there are significant penalties for submitting false information, including the possibility of fine and imprisonment.


Form No EPA 4500 (8-91)

Formerly EPA SURI
(Generated by SWIMS)

Date Report Completed:

09/05/2001

Signature of Reporter:



Title of Reporter:

VP, Nuclear, Perry

MONTHLY REPORT FORM

4500

Name, Address City, County, ZIP :

Perry Nuclear Power Plant
Perry Nuclear Power Plant
10 Center Rd.
Perry OH 44081

Station Code :

800

Reported Date (Month Year) :

August 2001

Application :

31B00016*ED

9/5/01

Page 1 of 1

Sampling Station Description :

Intake Water from Lake Erie

in(1) - Enter 1 for Continuous, 2 for Composite, 3 for Grab Sample

in(2) - Enter frequency of sampling

Reporting Lab :

CCB 125

Analyst :

Leo J. Harte

(1)	1						
(2)	999						
	(00011) Water Temperature F						
Day							
01	63						
02	66						
03	69						
04	74						
05	74						
06	73						
07	77						
08	76						
09	78						
10	79						
11	79						
12	78						
13	76						
14	77						
15	76						
16	72						
17	74						
18	74						
19	73						
20	73						
21	72						
22	73						
23	73						
24	72						
25	73						
26	73						
27	73						
28	73						
29	74						
30	73						
31	73						
TOTAL	2283	0	0	0	0	0	0
AVG	73.6452						
MAX	79						
MIN	63						

Additional Remarks :

I certify under the penalty of law that I have personally examined and am familiar with the information submitted and based on my inquiry of those individuals immediately responsible for obtaining the information, I believe the submitted information is true, accurate and complete. I am aware that there are significant penalties for submitting false information, including the possibility of fine and imprisonment.

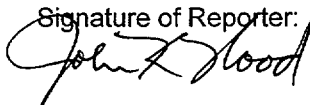
Form No EPA 4500 (8-91)

Formerly EPA SURI
(Generated by SWIMS)

Date Report Completed:

09/05/2001

Signature of Reporter:



Title of Reporter:

VP, Nuclear, Perry