

OFFSITE DOSE CALCULATION MANUAL

ODCM PART II

REVISION 13

1.0 INSTRUMENTATION AND SYSTEMS

1.1 Effluent Monitoring System Discription

Effluent monitor information is provided in Table 1-1, including an indication of which monitors use effluent setpoints. Figures 2-1 and 3-1 show a schematic of the possible radioactive release points which monitor locations for gaseous and liquid pathways, respectively.

1.2 Setpoints

This section provides equations and methodology used for each alarm and trip setpoint on each effluent release point according to Sections 2.1 and 2.2 of the RECS.

1.2.1 Setpoints for Gaseous Effluent Monitors

Setpoints for gaseous monitors are based on the permissible discharge rate as calculated in Section 3 of the ODCM. The most restrictive setpoints (based on annual average dose limit) are used whenever practical. Higher release rates may be authorized with the proper concurrence, as delineated in Section 3.1.8. The methodology identified in Section 3, along with an isotopic mix described in Table 3.8, are used to generate the following noble gas discharge rates (normally utilized for alarm setpoints):

Permissible Discharge Rate ($\mu\text{Ci/sec}$)

<u>Basis of Limit</u>	<u>Iodine/Particulate*</u>	<u>Noble Gases</u>
Annual Average **	1.04E-2	3.08E+3
Quarterly Average **	2.08E-2	6.15E+3
Instantaneous ***	1.20E+1	3.81E+4

* Half-lives greater than 8 days

** These limits are not part of Section 2.4.1 of the RECS, but are included for information, as these limits are used for operational control of releases.

*** From Section 2.4.1 of the RECS.

- 1.2.1.1 The Plant Vent Wide Range Gas Monitor (R-27) reads and alarms directly in $\mu\text{Ci}/\text{sec}$, hence, the alarm setpoints are set directly in $\mu\text{Ci}/\text{sec}$.
- 1.2.1.2 If the monitor reads and alarms in $\mu\text{Ci}/\text{cc}$, the maximum alarm set point is calculated as follows:

$$S = D / [(F) * (4.72\text{E}+2)]$$

where: S = Maximum alarm setpoint in $\mu\text{Ci}/\text{cc}$

D = Permissible discharge rate in $\mu\text{Ci}/\text{sec}$

F = Vent duct flow in ft^3/min

$4.72\text{E}+2$ = conversion factor ($28317 \text{ cc} \cdot \text{min}/\text{ft}^3 \cdot 60\text{sec}$)

- 1.2.1.3 If the monitor reads and alarms in cpm then the maximum alarm setpoint is calculated as follows:

$$S = D / [(F) * (4.72\text{E}+2) * (CF)]$$

where:

S, D, F, and $4.72\text{E}+2$ are defined above

CF = Calibration factor in $\mu\text{Ci}/\text{cc}$ per net cpm

- 1.2.1.4 Normally, maximum allowable limits are calculated using a standard nuclide mix. However, setpoints may be determined based on the actual mix, on a case by case basis. This method is usually performed when the instantaneous release rate is applied.
- 1.2.1.5 During normal operation, the Unit 3 main plant vent is the only significant release point (>99% total). If another release point becomes significant, its permissible release rate should be apportioned with the Plant Vent's to ensure the total discharge rate for all release points remains less than the maximum permissible discharge rate.

1.2.2 Setpoints for Liquid Effluent Monitors

- 1.2.2.1 Liquid Effluent Monitors have setpoints based on limiting the concentrations in the discharge canal to ten times the concentration values in Appendix B, Table 2, Column 2 to 10CFR20.

- 1.2.2.2 For monitors that read and alarm in $\mu\text{Ci/ml}$, such as the liquid waste disposal monitor (R-18), the service water monitors (R-16 A and B and R-23), and the steam generator blowdown monitor (R-19) the alarm setpoint is calculated as follows:

$$S = [(ADC) (F)]/[f] = \text{Maximum alarm setpoint in } \mu\text{Ci/ml}$$

where:

F = Available discharge canal dilution flow for this release in gal/min

f = calculated allowable release rate in gal/min (see section 2.2.6)

ADC = Allowed diluted concentration is the equivalent MPCW for gamma emitting isotopes weighted for total specific activity (beta and gamma emitters). This parameter is further clarified in section 2.2.

NOTE: The gamma equivalent MPCW or ADC must be used due to the insensitivity of the radiation monitor to beta emitters and the time necessary to analyze liquid releases for these beta emitters.

- 1.2.2.3 Alert setpoints should be used on batch liquid release monitors to ensure the contents of the batch tank have not changed since sampling. The alert setpoint is calculated as follows:

$$AS = (C) (M)$$

where:

AS = Alert setpoint in $\mu\text{Ci/ml}$
C = Average monitor reading at time of sample
M = A conservative factor based upon the mixing ratio of two tank volumes and an expected monitor response error term (typically 1.25, coinciding with 25%).

NOTE: Liquid Monitor alert setpoints do not control any auto functions but simply provide indication to the operators.

Figure 1-1

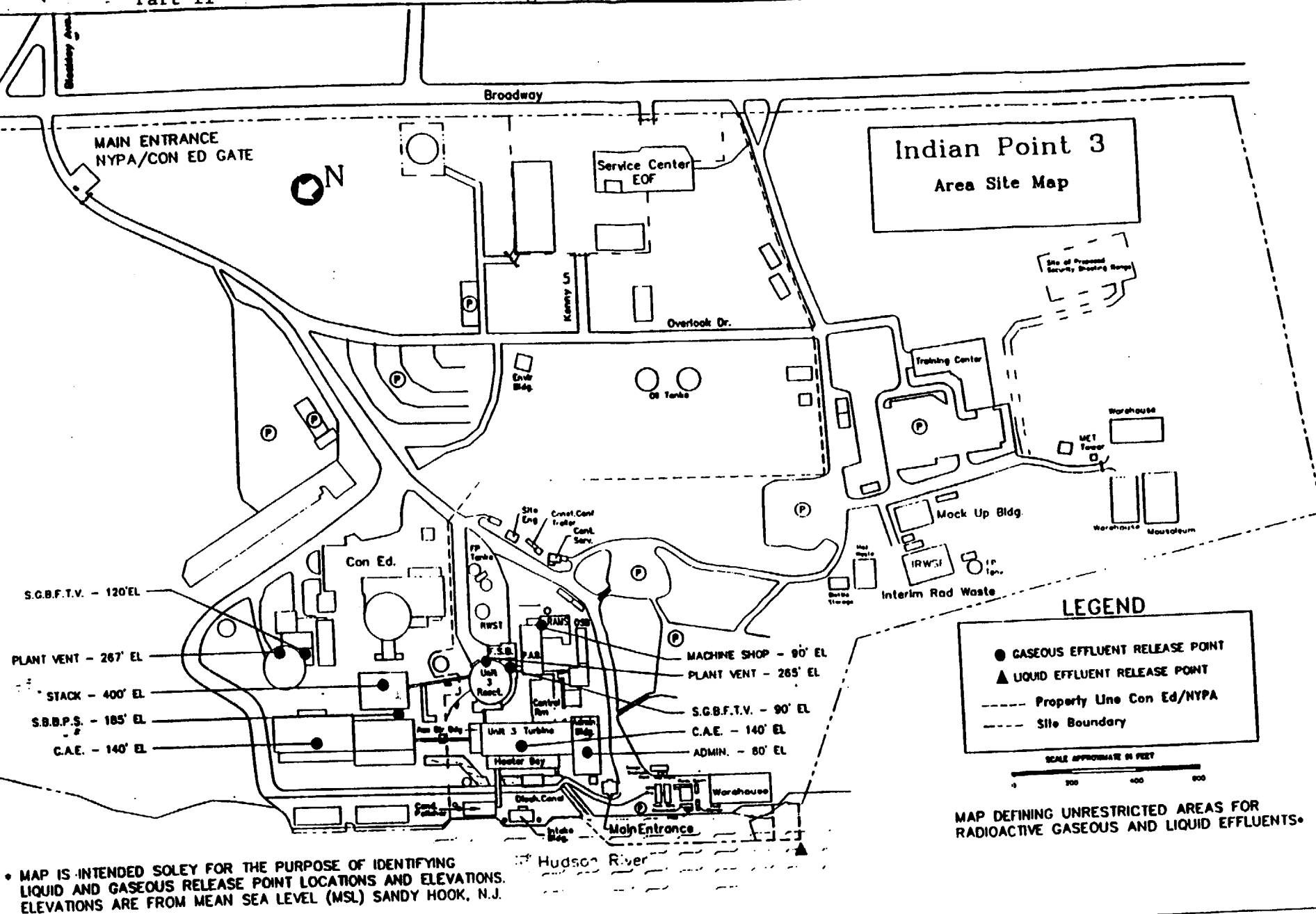


TABLE 1 – 1EFFLUENT MONITORING SYSTEM DATA

CHANNEL	MONITOR DESCRIPTION	SAMPLING LOCATIONS	RANGE	EFFLUENT CONTROL FUNCTIONS	ALARM SETPOINT USED*
R-12 G	Containment Gas Monitor	Samples drawn from 32 and 35 Containment Fan Coolers	1E-7 to 1E-1 $\mu\text{Ci/cc}$	Containment Ventilation Isolation	YES
R-14** G	Plant Vent Radiogas Monitor	In Plant Vent at approximately 105' elevation	1E-6 to 1E-1 $\mu\text{Ci/cc}$	Secures waste gas tank release and Containment Ventilation Isolation	YES
R-15 G	Condenser Air Ejector Monitor	In-line detector on the air ejector exhaust header	1E-6 to 1E+0 $\mu\text{Ci/cc}$	On alarm diverts air ejector flow to VC, steam to condenser priming air ejector stopped and steam to reheater secured	YES
R-20 G	Waste Gas Disposal System Monitor	Adjacent to line monitor on suction to waste gas compressors	1E-2 to 1E+3 $\mu\text{Ci/cc}$	None	YES***
R-27** G	Plant Vent Wide-Range Monitor	Sample drawn from inside Plant Vent	1E-7 to 1E+5 $\mu\text{Ci/cc}$	Secure waste gas tank release and Containment Ventilation Isolation	YES
R-46 G	Administration Building Vent Radiogas Monitor	4 th Floor Administration Building Monitor Exhaust Plenum for Controlled Areas	1E+1 to 1E+6 cpm (typically 5E-8 to 5E-2 $\mu\text{Ci/cc}$)	None	YES
R-59 G	RAMS Building Vent Radiogas Monitor	55' RAMS Building Monitor Exhaust Plenum	1E-6 to 1E+2 $\mu\text{Ci/cc}$	None	YES

TABLE 1 – 1

EFFLUENT MONITORING SYSTEM DATA

CHANNEL	MONITOR DESCRIPTION	SAMPLING LOCATIONS	RANGE	EFFLUENT CONTROL FUNCTIONS	ALARM SETPOINT USED*
R-16 A/B L	Fan Cooler and Motor Cooler Service Water Return	Adjacent to service water return line from V.C. fan cooler units and motor coolers	1E-7 to 1E-1 $\mu\text{Ci/cc}$	None	YES
R-17	Component Cooling System pump outlet	Adjacent to line monitors on each pump outlet	1E-6 to 1E-1 $\mu\text{Ci/ml}$	None	NO
R-23 L	Component Cooling Heat Exchanger Service Water Monitor	Adjacent to line monitor mounted on service water return line from Component Cooling Heat Exchanger	1E-7 to 1E-1 $\mu\text{Ci/cc}$	None	YES
R-18 L	Waste Disposal Liquid Effluent Monitor	In-line monitor on monitor tank recirc pump discharge	1E-7 to 1E-1 $\mu\text{Ci/cc}$	Terminates monitor tank release on alarm	YES
R-19 L	SG Blowdown Monitor	PAB blowdown room monitors steam generator blown	1E-6 to 1E+2 $\mu\text{Ci/cc}$	Closes blowdown isolation valves and SG sample valves	YES
R-61 L	CPF Regen Waste Release Monitor	Monitor recirc of HTDS and LTDS tanks in condensate polisher. (used when primary to secondary leakage exists)	1E-7 to 1E-1 $\mu\text{Ci/cc}$	Terminates TDS tank release	YES (when P-S leak exists)

- * Alarm setpoint used for effluent considerations
 ** If available, (R-14 or R-27 must be operating).
 *** Ensures 50000 Ci limit on gas decay tanks is not exceeded.

G= Gaseous
 L= Liquid

2.0 LIQUID EFFLUENTS

2.1 Liquid Effluent Releases - General Information

- 2.1.1 The surveillance and lower limit of detection requirements for liquid radioactive effluents are contained in Section 3.3.1 of the Radiological Effluent Controls (RECS). Lower limit of detection calculations are listed in Appendix B.
- 2.1.2 A completed and properly authorized Liquid Radioactive Waste Permit should be issued prior to the release of any radioactive waste from an isolated tank to the discharge canal. A permit is required for each radioactive tank to be discharged.
- 2.1.3 All activity determinations for liquid radioactive effluents will be performed in such a manner as to be representative of the activity released to the river.
- 2.1.4 The radioactivity in liquid waste tanks shall be continuously monitored during release except as allowed by 3.1 Section 2.1 of the RECS. If the flowmeter is inoperable, the flow shall be estimated every four hours by difference in tank level or by discharge pump curves.
- 2.1.5 Prior to discharge, the radioactive waste tank contents shall be recirculated for at least two tank volumes. After this recirculation, and prior to discharge, a sample shall be taken and analyzed for activity with a portion of the sample set aside for composite analysis. The measured activity shall be used for calculating allowable discharge rate and the alarm setpoint for the liquid waste discharge monitor.
- 2.1.6 Radioactive releases of steam generator blowdown during primary-secondary leaks when released to the river should be documented on Liquid Radioactive Waste Release Permits using data supplied by the Chemistry Technician.
- 2.1.7 Assurance that combined liquid releases from Units 2 and 3 do not exceed Section 2.3 requirement of the RECS limits for the site are provided by administrative controls. These administrative controls are agreed to in the Memorandum of Understanding (#15) between Con Edison and the New York Power Authority concerning liquid discharge and the requirements of this document.

- 2.1.8 The dilution flow from Unit No. 3 should be used for calculating discharge canal concentrations during the discharge. However, by agreement with Con Edison's IP2NPP Watch Supervisor and the New York Power Authority's IP3NPP Watch Supervisor, one party can reduce or eliminate radioactive liquid waste discharge for a period of time to allow the other party to use the full site dilution flow, or a specified portion thereof, for a discharge when necessary. For time average dose calculations, allocation of dilution flow for the time period are apportioned between Unit 3 and Unit 2 per Memorandum of Understanding (#15).
- 2.1.9 Steam Generator Blowdown activity is determined by samples taken at least three times per week. This frequency is required by Table 4.1-2 Item 6 of Appendix A of the station's operating license. These "grab" samples of the steam generators are collected in a manner to be proportional to the rate of flow of individual steam generator to total steam generator blowdown. These samples are then analyzed for the various radionuclides at the frequencies specified in Table 3.3-1B of the RECS. (Further flow proportional composites are made where appropriate.) (Ref: NUREG 0472, REV. 3, DRAFT 6, TABLE 4.11-1.)
- 2.1.10 The discharge canal flow rate is determined by the use of pump flow characteristics curves. The normal flow for condenser cooling pumps is 140,000 gpm when operating at maximum speed. During the cold weather months, the condenser cooling pumps are operating at reduced speed. This reduced flow is nominally 64,000 gpm (Ref: NUREG 0472, REV. 3, DRAFT 6, TABLE 3.3-12).
- 2.1.11 Radioactivity content in outdoor tanks is to be limited to less than 10 curies, excluding tritium and noble gas, as per Section 2.2.1 B of the RECS. Compliance with this requirement is demonstrated by limiting the radioactive concentration in these tanks to the value which results in 10 curies when the tank is at full liquid capacity, except as modified below. The radioactive concentration limits for these tanks are:

$$\text{RWST: } \frac{10 \text{ curies} \times 10^6 \mu\text{Ci} / \text{curie}}{358,500 \text{ gal} \times 3785 \text{ ml} / \text{gal}} = 7.3 \times 10^{-3} \mu\text{Ci} / \text{ml}$$

$$\text{PWST: } \frac{10 \text{ curies} \times 10^6 \mu\text{Ci} / \text{curie}}{165,000 \text{ gals} \times 3785 \text{ ml} / \text{gal}} = 1.6 \times 10^{-2} \mu\text{Ci} / \text{ml}$$

31 & 32 MT:

$$\frac{10 \text{ curies} \times 10^6 \mu\text{Ci} / \text{curie}}{11,750 \text{ gals} \times 3785 \text{ ml} / \text{gal}} = 2.2 \times 10^{-1} \mu\text{Ci} / \text{ml}$$

Outside Temporary Tanks:

$$\frac{10 \text{ curies} \times 10^{-6} \mu\text{Ci} / \text{curie}}{\text{Volume in gals} \times 3785 \text{ ml} / \text{gal}} = \mu\text{Ci} / \text{ml}$$

The refueling water storage tank has the potential to be filled from the reactor cavity with liquid which exceeds the limits stated. Therefore, prior to filling the RWST from the reactor cavity after refueling operations, the reactor cavity (or residual heat removal system) must be sampled for radioactivity and action taken to ensure that the total activity in the tank does not exceed 10 curies.

Outside temporary tanks should not be filled with liquid which could exceed the concentration limit calculated. Therefore, prior to transfer to outside tanks, the source of liquid shall be sampled for radioactivity. If it exceeds the concentration limit calculated, action shall be taken to ensure that the total activity in the tank does not exceed 10 curies (Ref: NUREG 0472, REV. 3, DRAFT 6, TABLE 3.11.1.4).

- 2.1.12 There are no continuous composite samples for steam generator blowdown. The method of determining release concentrations is indicated below:

Individual blowdown flow rate to the river (by flowmeter or by flow curves) multiplied by sample blowdown concentration equals composite activity being released. In addition, R-19 monitors the composite steam generator blowdown released (Ref: NUREG 0472, REV. 3, DRAFT 6, TABLE 3.3-12).

- 2.1.13 The service water radioactivity monitor listed in Table 2.1-1 of the RECS is defined as the process radiation monitors which monitor components discharging into or are cooled by the service water system. These process radiation monitors are:

- | | |
|--------------|---|
| R-16 A or B: | Fan Cooler and Motor Cooler unit service water return monitors |
| R-23: | Component cooling service water return |
| R-18: | Liquid release monitor (separate release point) |
| R-19: | Steam generator blowdown radioactivity monitor (separate release point) |

If all monitors on the effected release path are taken out of service and the removal of that monitor from service is not specifically addressed in the RECS, samples shall be taken every 12 hours or releases may not continue via this pathway. Samples may be taken on the affected monitored stream or on the service water system (Ref: NUREG 0472, REV. 3, DRAFT 6, TABLE 3.3-12).

- 2.1.14 Liquid effluent concentrations must be within the limitations of 2.3.1 of the RECS. The total dose per quarter and per year must be within the limitations of 2.3.2 of the RECS (Ref: NUREG 0472, REV. 3, DRAFT 6, TABLE 3.11.1.1).
- 2.1.15 There are no drinking water intakes within 3 miles of the site on the Hudson River (see Section 2.4.1 for further details) (Ref: NUREG 0472, REV. 3, DRAFT 6, TABLE 3.11.1.2).
- 2.1.16 A turbine hall drain system which would collect leakage of contaminated secondary plant waters during operation does not exist at IP3. The sumps which are present in the turbine hall five foot elevation receive drains from areas containing secondary plant components at sub-atmospheric pressures. These sumps would not meet the intent of the NUREG 0472.

The activity released to the environment via this pathway is negligible when steam generator blowdown activity is less than $3E-5 \mu\text{Ci/ml}$. Activity released via this pathway when steam generator activity exceeds $3E-5 \mu\text{Ci/ml}$ is determined by the following method:

$$\begin{array}{ccccc} \text{Turbine Hall} & & \text{Feedwater} & & \text{SG Blowdown} \\ \text{Drain} & = & \text{Specific} & * & \text{Rate to the} \\ \text{Effluent Activity} & & \text{Activity} & & \text{River} \end{array}$$

(Ref: NUREG 0472, REV. 3, DRAFT 6, TABLE 3.3-12)

- 2.1.17 Carbon 14 is released at a rate of .07 curies per GW(e).yr with an average make up rate of 0.5 gal/min based upon studies performed by the New York State Department of Health. The estimate of Carbon 14 releases are included in the Radiological Impact on Man section of the Annual Radioactive Effluent Release Report. These estimates are not included in dose calculations for routine releases.
- 2.1.18 Several normally non-radioactive systems are periodically analyzed for radioactivity. These include condensate polisher regenerant waste and the Spent Fuel Pool Backup Heat Exchanger secondary cooling system (when in use). The monitoring program for these release points is consistent with the direction set forth in NRC IE Bulletin 80-10 "Contamination of Non-radioactive Systems and Resulting Potential for Unmonitored, Uncontrolled Release of Radioactivity to Environment". Should a system become contaminated, releases will be evaluated and quantified (as either batch or continuous) in accordance with the requirements listed in the RECS.

- 2.1.19 The liquid waste monitor tanks have an airborne release pathway. The original plant design limited the gases through this pathway by reducing the entrained gases to less than $2\text{E-}3 \mu\text{Ci/ml}$. When the entrained gas concentration in the monitor tank inlet exceeds $2\text{E-}3 \mu\text{Ci/ml}$, the noble gas release will be quantified by calculating the difference (in $\mu\text{Ci's}$) between the gaseous activity added to the tank and the gaseous activity present in the effluent release sample. This difference will be the activity released through the tank vents and is quantified as an airborne release.
- 2.1.20 Due to the addition of Hafnium control rods in fuel cycle 11, an offsite dose may need to be calculated for Hafnium isotopes in waste pathways. In the absence of site-specific bioaccumulation and dose factors for Hafnium, factors for Zirconium will be used, as suggested in ICRP 30. Should these calculations become necessary, they will be performed per Section 2.5 and manually added to other totals.

2.2 Liquid Effluent Concentrations

- 2.2.1 This section provides a description of the means that will be used to demonstrate compliance with the RECS, Section 2.3.1.
- 2.2.2 Compliance with the instantaneous limits of 10CFR20 is achieved by observance of discharge limits and described in Section 2.1.14. Normally for instantaneous release rate purposes, only dilution water from Unit 3 circulators is taken credit for, except as allowed by the Memorandum of Understanding between NYPA and Con Edison. A monthly report is issued which summarizes the radioactive releases from the site for the preceding month. This report provides information necessary to comply with quarterly and annual average limitations on discharge.
- 2.2.3 Each isolated liquid waste tank must be recirculated for at least two tank volumes prior to sampling in order to ensure a representative sample is obtained. A default minimum recirculation time may be used for 31 and 32 monitor tank in lieu of the actual calculation. This value is 4 hours, based upon the following calculation:

$$\frac{11750 \text{ gals} * 2 \text{ Tank Volumes}}{100 \text{ gal/ min}} = 3.9 \text{ Hours} \approx 4 \text{ Hours}$$

Note: 100 gpm is the recirculation flow rate as determined by pump curves.

- 2.2.4 The concentration in liquid effluents prior to dilution in the discharge canal is determined by sampling prior to release for batch releases. For continuous release the concentration can be determined by either grab sampling as in the batch release method or by direct reading radiation monitor. If the process radiation monitor is utilized care should be taken to ensure the calibration factor used is appropriate for the mixture being released.

For non-direct reading monitors, the following calculation is used:

$$C = CF * CR$$

C = Concentration of liquid effluent ($\mu\text{Ci/ml}$) prior to dilution

CF = Conversion factor of monitor $\frac{\mu\text{Ci/ml}}{\text{nepm}}$

CR = Count rate of monitor (nepm)

2.2.5 The final diluted concentration in the discharge canal is determined by the following:

$$CD = (C) * (f) / (F)$$

Where: CD = Diluted concentration in the discharge canal in $\mu\text{Ci/ml}$

C = Concentration in the liquid to be released prior to dilution in $\mu\text{Ci/ml}$

F = Dilution flow in the discharge canal in gal/min

f = Release rate of liquid effluent in gal/min

NOTE: This equation is not used for calculating allowable release rates.

2.2.6 Calculation of Maximum Permissible Concentration in Liquid Effluents

- a. This section describes the methodology used to ensure the requirements of section 2.3.1 of the RECS are satisfied. The total discharge canal concentration of radionuclides must be maintained less than those identified by section 2.3.1 of the RECS. The noble gases will be included using the limit $2\text{E-}4 \mu\text{Ci/ml}$ as specified in section 2.3.1 of the RECS. This will normally be ensured by using an Allowed Dilution Concentration on each discrete release. This differs from the ADC calculated in 10CFR20 appendix B in that for radioisotopes that do not have gammas greater than 60 kev emitted during decay, default values are included to estimate their contribution. The Allowed Diluted Concentration is calculated as follows:

$$ADC = \frac{MPCW_i}{1 + \frac{CB}{CG}}$$

where:

ADC = Allowed diluted concentration in $\mu\text{Ci/ml}$

MPCWt = Maximum permissible concentration in water for all isotopes (beta & gamma), in $\mu\text{Ci/ml}$, as defined in RECS, Section 1.8.

CB = The concentration of the non gamma emitters, in $\mu\text{Ci/cc}$

CG = The concentration of the gamma emitters in uCi/ml

- b. A representative sample must be obtained. In the case of a batch release this is ensured by having the contents of the tank recirculated for at least two tank volumes after the tank has been isolated. The minimum recirculation time is determined as follows:

NOTE: As stated in Section 2.2.3, a default recirculation time for 31 and 32 monitor tanks of 4 hours may be used to simplify routine calculations.

$$T = 2 (V) / (G)$$

where:

T = Minimum recirculation time in min

V = Volumes in the tank to be discharged, in gal

G = Recirculation rate in gal/min

- c. After the tank has been sampled, determine the Allowed Diluted Concentration as per step 2.2.6a.
- d. Determine if other liquid radioactive discharges are being made from this unit and obtain the radioactive concentration and discharge rate. If another release is occurring, the available dilution flow must be adjusted. This may be performed by allocation or by calculation. The adjusted dilution flow is calculated as follows:

$$E = \frac{Dr * CG}{ADC}$$

where:

Dr = Current release discharge rate (gpm)

E = Required dilution flow for current release (gpm)

CG = Total concentration of gamma emitting isotopes in current release ($\mu\text{Ci/cc}$)

ADC = Allowed diluted concentration for current release ($\mu\text{Ci/ml}$)

- e. Calculate the permissible discharge rate as follows:

$$D = \frac{ADC * B}{CG}$$

Where:

ADC = Allowed diluted concentration as calculated in Step 2.2.6.a, in $\mu\text{Ci/ml}$

D = Permissible discharge rate in gal/min

B = Adjusted dilution flow from the unit, in gpm, from Step 2.2.6.d, above, as follows:

$B = [\text{Available Dilution Flow}] - [\text{Required Dilution Flow}] (E)$

CG = Gamma emitter concentration in $\mu\text{Ci/ml}$

2.3 Liquid Effluent Dose Calculation Requirements

- 2.3.1 Section 2.3.2 of the RECS requires that the dose or dose commitment above background to an individual in an unrestricted area from radioactive materials in liquid effluents released from each reactor unit shall be limited:

- a) During any calendar quarter: Less than or equal to 1.5 mrem to the total body and to less than or equal to 5 mrem to any organ.
- b) During any calendar year: Less than or equal to 3 mrem to the total body and to less than or equal to 10 mrem to any organ.

NOTE: If either of the above limits is exceeded by a factor of two or more, then cumulative dose contributions from direct radiation would be determined by evaluation of existing perimeter and environmental TLDs per Section 2.6.A of the RECS.

- 2.3.2 Section 2.3.3 of the RECS requires that appropriate portions of the radwaste treatment system be used to reduce the radioactive material in liquid waste prior to their discharge when the projected dose due to liquid effluent from each reactor unit when averaged over 31 days, would exceed 0.06 mrem to the total body or 0.2 mrem to any organ. Doses due to liquid release shall be projected at least once per 31 days.

These doses are projected based on the dose methodology in Section 2.4. or 2.5. The average of previous months' doses is used to project future dose.

- 2.3.3 Section 2.3.1 of the RECS requires that the concentration of radioactive material released from the site shall be limited to 10 times the concentration values specified in 10 CFR Part 20, Appendix B, Table 2 Column 2 for radionuclides other than dissolved or entrained noble gases. For dissolved or entrained noble gases the concentration shall be limited to 2E-4 $\mu\text{Ci/ml}$ total activity.

2.4 Dose Methodology (Computer Calculation)

- 2.4.1 NUREG 0133 (Ref. 1, Section 4.3, Pg. 14) states that cumulative dose contributions should consider the dose contribution from the maximum exposed individual's consumption of fish, invertebrates, and potable water as appropriate. The river at IP3NPP is considered to be fresh water when in reality it is a tidal estuary and never completely fresh. Observed average chlorosity at IP3NPP has ranged as high as 2.5 g/l or about 13% sea water and 87% fresh water. Hence, use of the Hudson River for water supply purposes is precluded south of Chelsea (mile point 65) which is the nearest point of potable water supply. Radionuclide concentrations in the nearest water supply have been calculated (Ref. 2) to be a factor of at least 500 lower than the river water in the Indian Point area. Exposures from ingestion of drinking water is therefore negligible.

Based on these factors, potable water consumption is not considered to be a pathway at IP3NPP. Thus, at IP3NPP, the cumulative dose considers only the dose contributions from the maximum exposed individuals consumption of fish and invertebrates. Tables of dose factors for three age groups were developed as per Section 2.4.3 and are included as Tables 2-1, 2-2, and 2-3. (Infant dose factors are 0 and are not included).

- 2.4.2 The relationships and methods that form the calculational base for dose accounting for the liquid effluent pathway are described in this section. These relationships can be used to meet the calculational requirements of Section 2.3.1. The cumulative dose factors (A_{iT}) are calculated in Section 2.4.3. The following equation is generally applicable and can be used for any number of isotopes released over any time period. The equation for $D(T)$ is to be summed over all i nuclides:

$$D(T) = \sum_{i=1}^m A_{iT} * \sum_{k=1}^n (dt_k)(C_{ik})(F_k)$$

Where:

- $D(T) =$ The cumulative dose commitment from nuclides to the total body or any organ, T, from liquid effluents for the total time period equal to the sum from $k=1$ to n of dt_k , in mrem.
- $dt_k =$ The length of the time period, k over which C_{ik} and F_k are averaged for all liquid releases, in hours.
- $C_{ik} =$ The average concentration in $\mu\text{Ci/ml}$ of radionuclide, i, in undiluted liquid effluent during time period dt_k from any liquid release,.
- $n =$ The total number of releases considered.
- $A_{iT} =$ The site related ingestion dose commitment factor to the total body or any organ for each IP3NPP identified principal gamma and beta emitter listed in Table 2-1, 2-2, and 2-3, in mrem-ml per hr- μCi .
- $F_k =$ The near field average dilution factor for C_{ik} during any liquid effluent releases. Defined as the ratio of the maximum undiluted liquid waste flow during release to the average flow from the site discharge structure to unrestricted receiving waters, times an applicable factor.

The term C_{ik} is the composite undiluted concentration of radioactive material in liquid waste at the release point as determined by the radioactive liquid waste sampling and analysis program as contained in the RECS. All dilution factors beyond the sample point are included in the F_k and A_{iT} terms.

The term F_k is a near field average dilution factor and is determined as follows:

$$F_k = \frac{\text{Liquid Radioactive Waste Flow}}{[\text{Discharge Structure Exit Flow} * \text{Applicable Factor}]}$$

The liquid radioactive waste flow is the flow from all continuous and batch radioactive effluent releases specified in the RECS from all liquid radioactive waste management systems. The discharge structure exit flow is the average flow during disposal from the discharge structure release point into the receiving body of water. Based on studies by New York University Medical Center (ref. 14 page 7), the appropriate "Applicable Factor" is 5.

In order to accurately determine F_k , it is calculated based on actual dilution flow from its site for the time period considered. This affords a quantitative assessment of radiation dose resulting from liquid effluent releases at IP3NPP. The determination and use of dilution factors is discussed in Section 2.2.

2.4.3 Dose Factor for Liquid Effluent Calculations

2.4.3.1 The equation for dose from liquid effluents requires the use of a dose factor A_{IT} for each nuclide, i , which embodies the dose factors, pathway transfer factor, pathway usage factors, and dilution factors for the points of pathway origin. IP3NPP has followed the guidance of NUREG 0133 and has calculated A_{IT} for the total body and critical organ of the maximum exposed individual (e.g. the adult). All the factors needed in the equation were obtained from Regulatory Guide 1.109 (Ref. 3) with the exception of the fish and invertebrate bioaccumulation factors (BF_i and BI_i) for Cesium, Niobium, Silver, and Antimony.

For Cesium a site specific factor of 224 was used instead of the 2,000 presented in Table A-1 of the Regulatory Guide for fish. Similarly, a factor of 224 was used for invertebrates instead of the Regulatory Guide value of 1000. For Silver, the fish and invertebrate factors are 2.3 and 3300, respectively. For Niobium, the fish and invertebrate factors are 300 and 100 respectively. For Antimony, the fish and invertebrate factors are 1 and 300 respectively. The justification for these substitutions is discussed in Section 2.6. The summary dose factor is as follows:

$$A_{IT} = K[(UF)BF_i + (UI)BI_i]Df$$

Where:

A_{IT} = Composite dose parameter for the total body or critical organ for nuclide, i , for all appropriate pathways, mrem/hr per $\mu\text{Ci/ml}$.

K = Units conversion factor, $114155 = (1\text{E6pCi}/\mu\text{Ci}) (1\text{E3ml/kg}) / 8760 \text{ hr/yr}$

UF = kg/yr fish consumption from Table E-5 of Regulatory Guide 1.109:

21 Adult	6.9 Child
16 Teen	0 Infant

BF_i = Bioaccumulation factor for nuclide, i , in fish pCi/kg per pCi/l from Table A-1 of Regulatory Guide 1.109.

UI = kg/yr invertebrate consumption from Table E-5 of Regulatory Guide 1.109:

5.0 Adult	1.7 Child
3.8 Teen	0 Infant

BI_i = Bioaccumulation factor for nuclide, i , in invertebrates, pCi/kg per pCi/l from Table A-1 of Regulatory Guide 1.109.

$DF_i =$ Dose conversion factor for nuclide i , for age groups in pre-selected organs, T , in mrem/pCi, from Tables E-11, 12 & 13 of Regulatory Guide 1.109.

IP3NPP has compiled A_T factors for 3 age groups and various organs for the maximum exposed individual. These are included as Table 2-1, 2-2, and 2-3. For completeness, this table includes all isotopes found in Reg Guide 1.109, however, several isotopes listed are not routinely identified at IP-3. In addition, the values for Antimony, Silver, Cesium, and Niobium are site specific as previously discussed.

2.5 Backup Calculation Methodology

These methods provide backup calculations identical to those performed in Section 2.4

- 2.5.1 An alternate computer method which completely complies with Section 2.4 should be used when the primary computer system is inoperable.
- 2.5.2 Hand Calculations which completely comply with Section 2.4 can be employed if the primary and secondary computer codes are inoperable. Because they are time consuming and subject to calculational errors, procedural guidance in the actual flow of calculations should be used to maintain a standard format. These procedures are also used for periodic benchmark tests of the computer codes.

2.6 Site Specific Bio-Accumulation & Dose Factors

- 2.6.1 As stated in Section 2.4.3 the bioaccumulation factor (BF_i) for Cesium in fish is assumed to be 224 instead of the 2000 listed in Regulatory Guide 1.109 (Ref. 3). Similarly, the bioaccumulation factor for invertebrates is 224. This is based on the fact that the Hudson River at IP3NPP is not completely fresh, the Bioaccumulation Factor for salt water is 40 (Ref. 2), and that the behavior of Cesium in the Hudson is a complex phenomenon.

The NYU Study (Ref. 2) shows that Cesium concentrations in fish are regulated at a relatively constant value independent of the concentration of Cesium in water, and the bioaccumulator factors are thus inversely proportional to the water concentration of Cesium. This explains the lower bioaccumulation factor for Cesium reported by numerous investigators for salt water fish as opposed to fresh water fish because of the higher stable Cesium content of sea water. The NYU Report states that water at Indian Point has a dissolved Cesium concentration which is much higher than would be expected from simple mixing between sea water and fresh water and postulates that these higher concentrations result from leaching of Cesium from bottom sediment by saline water.

Use of the bioaccumulation factors of Regulatory Guide 1.109 for a fresh water site will thus substantially overestimate fish ingestion doses because no account is taken of the phenomena just discussed. However, radiocesium concentrations in fish may still be estimated through the use of a bioaccumulation factor, provided that this factor is determined from the body of water of interest. This factor has been estimated (Ref. 12, page 33) to be about 224 for the flesh of indigenous fish caught in the Indian Point area. In contrast, the Cesium fresh water bioaccumulation factor presented by Regulatory Guide 1.109 for fish is 2000.

Fish ingestion doses would therefore be overestimated by a factor of 13 if the Regulatory Guide values were used.

Similarly for invertebrates, the site specific bioaccumulation factor of 224 is used. This is larger than the value of 25 given in Reg Guide 1.109 for salt water invertebrates.

A second conservatism in the NRC model concerns the location at which the concentrations in the river of the discharged Cesium are evaluated. Use of this model implies that these fish have grown directly in such a location prior to being caught, which is unrealistic and adds about a factor of five in conservatism. This conservatism remains in the calculation, thus the use of the NYU (Ref. 12) bioaccumulation factor is justifiable since this remains as a conservative calculation.

- 2.6.2 No bioaccumulation factor for Silver is listed in Rev. 1 of Regulatory Guide 1.109, Table A-1. The values of 2.3 and 3300 for fish and invertebrates were obtained from ERDA publication 660 (March 1976), Oak Ridge National Laboratories and are included in the ODCM in the interests of increased accuracy since Ag110m is a potential component of IP3NPP liquid releases.
- 2.6.3 International Atomic Energy Agency Report No. 57 provides data more recent than that presented in Regulatory Guide 1.109 for niobium bioaccumulation factors. The factor in the Regulatory Guide appears to be substantially overconservative and, therefore, the more recent IAEA information is incorporated into the dose calculation methodology for liquid releases of radioniobium. The values from Table XVII of IAEA No. 57 are 300 and 100 for freshwater fish and marine invertebrates respectively and are incorporated into this ODCM.
- 2.6.4 Antimony isotopes are not listed in Reg. Guide 1.109. As for Niobium above, IAEA Report No. 57 was used to provide bioaccumulation factors for the Antimony isotopes in Table 2-1. Dose factors were calculated for Antimony as per Reference #13.
- 2.6.5 In summary, with the exception of the bioaccumulation factors discussed above, all remaining factors are as follows: fish factors are for fresh water and invertebrate factors are for salt water.

Table 2 - 1

Site Related Adult Ingestion Dose Commitment Factors
(Freshwater Fish and Saltwater Invertebrate Consumption)

(AiT)
mR/hr per uCi/ml

ISOTOPE	BONE	LIVER	TOT BODY	THYROID	KIDNEY	LUNG	GI-LLI
H-3	0.00E+00	2.82E-01	2.82E-01	2.82E-01	2.82E-01	2.82E-01	2.82E-01
BE-7	3.29E-01	7.45E-01	3.69E-01	0.00E+00	7.83E-01	0.00E+00	1.28E+02
NA-24	4.08E+02	4.08E+02	4.08E+02	4.08E+02	4.08E+02	4.08E+02	4.08E+02
P-32	4.96E+07	3.08E+06	1.92E+06	0.00E+00	0.00E+00	0.00E+00	5.57E+06
CR-51	0.00E+00	0.00E+00	4.31E+00	2.58E+00	9.50E-01	5.72E+00	1.08E+03
MN-54	0.00E+00	5.43E+03	1.04E+03	0.00E+00	1.61E+03	0.00E+00	1.66E+04
MN-56	0.00E+00	1.37E+02	2.42E+01	0.00E+00	1.73E+02	0.00E+00	4.36E+03
FE-55	3.21E+04	2.21E+04	5.16E+03	0.00E+00	0.00E+00	1.24E+04	1.27E+04
FE-59	5.06E+04	1.19E+05	4.56E+04	0.00E+00	0.00E+00	3.32E+04	3.96E+05
CO-58	0.00E+00	5.15E+02	1.15E+03	0.00E+00	0.00E+00	0.00E+00	1.04E+04
CO-60	0.00E+00	1.48E+03	3.26E+03	0.00E+00	0.00E+00	0.00E+00	2.78E+04
NI-63	4.97E+04	3.45E+03	1.67E+03	0.00E+00	0.00E+00	0.00E+00	7.19E+02
NI-65	2.02E+02	2.62E+01	1.20E+01	0.00E+00	0.00E+00	0.00E+00	6.65E+02
CU-64	0.00E+00	9.08E+01	4.26E+01	0.00E+00	2.29E+02	0.00E+00	7.74E+03
ZN-65	1.61E+05	5.13E+05	2.32E+05	0.00E+00	3.43E+05	0.00E+00	3.23E+05
ZN-69	3.43E+02	6.57E+02	4.57E+01	0.00E+00	4.27E+02	0.00E+00	9.87E+01
BR-83	0.00E+00	0.00E+00	4.05E+01	0.00E+00	0.00E+00	0.00E+00	5.84E+01
BR-84	0.00E+00	0.00E+00	5.25E+01	0.00E+00	0.00E+00	0.00E+00	4.13E-04
BR-85	0.00E+00	0.00E+00	2.16E+00	0.00E+00	0.00E+00	0.00E+00	0.00E+00
RB-86	0.00E+00	1.01E+05	4.72E+04	0.00E+00	0.00E+00	0.00E+00	2.00E+04
RB-88	0.00E+00	2.91E+02	1.54E+02	0.00E+00	0.00E+00	0.00E+00	4.02E-09
RB-89	0.00E+00	1.93E+02	1.35E+02	0.00E+00	0.00E+00	0.00E+00	1.12E-11
SR-89	2.57E+04	0.00E+00	7.37E+02	0.00E+00	0.00E+00	0.00E+00	4.12E+03
SR-90	6.32E+05	0.00E+00	1.55E+05	0.00E+00	0.00E+00	0.00E+00	1.82E+04
SR-91	4.72E+02	0.00E+00	1.91E+01	0.00E+00	0.00E+00	0.00E+00	2.25E+03
SR-92	1.79E+02	0.00E+00	7.75E+00	0.00E+00	0.00E+00	0.00E+00	3.55E+03
Y-90	6.07E+00	0.00E+00	1.63E-01	0.00E+00	0.00E+00	0.00E+00	6.43E+04
Y-91M	5.73E-02	0.00E+00	2.22E-03	0.00E+00	0.00E+00	0.00E+00	1.68E-01
Y-91	8.89E+01	0.00E+00	2.38E+00	0.00E+00	0.00E+00	0.00E+00	4.89E+04
Y-92	5.33E-01	0.00E+00	1.56E-02	0.00E+00	0.00E+00	0.00E+00	9.33E+03
Y-93	1.69E+00	0.00E+00	4.67E-02	0.00E+00	0.00E+00	0.00E+00	5.36E+04
ZR-95	1.63E+00	5.22E-01	3.54E-01	0.00E+00	8.20E-01	0.00E+00	1.66E+03
ZR-97	9.00E-02	1.82E-02	8.30E-03	0.00E+00	2.74E-02	0.00E+00	5.63E+03
NB-95	4.83E+00	2.69E+00	1.44E+00	0.00E+00	2.65E+00	0.00E+00	1.63E+04
MO-99	0.00E+00	1.28E+02	2.43E+01	0.00E+00	2.90E+02	0.00E+00	2.97E+02
TC-99M	1.59E-02	4.50E-02	5.73E-01	0.00E+00	6.84E-01	2.21E-02	2.66E+01
TC-101	1.64E-02	2.36E-02	2.32E-01	0.00E+00	4.25E-01	1.21E-02	7.09E-14
RU-103	1.10E+02	0.00E+00	4.74E+01	0.00E+00	4.20E+02	0.00E+00	1.28E+04
RU-105	9.16E+00	0.00E+00	3.62E+00	0.00E+00	1.18E+02	0.00E+00	5.60E+03
RU-106	1.64E+03	0.00E+00	2.07E+02	0.00E+00	3.16E+03	0.00E+00	1.06E+05
AG-110M	3.02E+02	2.80E+02	1.66E+02	0.00E+00	5.50E+02	0.00E+00	1.14E+05
SB-122	3.47E+01	7.99E-01	1.20E+01	5.38E-01	0.00E+00	2.08E+01	1.32E+04
SB-124	4.86E+02	9.20E+00	1.91E+02	1.18E+00	0.00E+00	3.79E+02	1.38E+04
SB-125	3.11E+02	3.47E+00	7.40E+01	3.16E-01	0.00E+00	2.40E+02	3.42E+03

Table 2 - 1

Site Related Adult Ingestion Dose Commitment Factors
(Freshwater Fish and Saltwater Invertebrate Consumption)

(AiT) mR/hr per uCi/ml							
ISOTOPE	BONE	LIVER	TOT BODY	THYROID	KIDNEY	LUNG	GI-LLI
TE-125M	2.72E+03	9.87E+02	3.65E+02	8.19E+02	1.11E+04	0.00E+00	1.09E+04
TE-127M	6.88E+03	2.46E+03	8.38E+02	1.76E+03	2.79E+04	0.00E+00	2.31E+04
TE-127	1.12E+02	4.01E+01	2.42E+01	8.28E+01	4.55E+02	0.00E+00	8.82E+03
TE-129M	1.17E+04	4.36E+03	1.85E+03	4.01E+03	4.88E+04	0.00E+00	5.88E+04
TE-129	3.19E+01	1.20E+01	7.77E+00	2.45E+01	1.34E+02	0.00E+00	2.41E+01
TE-131M	1.76E+03	8.60E+02	7.16E+02	1.36E+03	8.71E+03	0.00E+00	8.53E+04
TE-131	2.00E+01	8.36E+00	6.32E+00	1.65E+01	8.77E+01	0.00E+00	2.83E+00
TE-132	2.56E+03	1.66E+03	1.55E+03	1.83E+03	1.60E+04	0.00E+00	7.83E+04
I-130	4.88E+01	1.44E+02	5.68E+01	1.22E+04	2.24E+02	0.00E+00	1.24E+02
I-131	2.68E+02	3.84E+02	2.20E+02	1.26E+05	6.58E+02	0.00E+00	1.01E+02
I-132	1.31E+01	3.50E+01	1.23E+01	1.23E+03	5.58E+01	0.00E+00	6.58E+00
I-133	9.16E+01	1.59E+02	4.86E+01	2.34E+04	2.78E+02	0.00E+00	1.43E+02
I-134	6.84E+00	1.86E+01	6.64E+00	3.22E+02	2.95E+01	0.00E+00	1.62E-02
I-135	2.86E+01	7.48E+01	2.76E+01	4.93E+03	1.20E+02	0.00E+00	8.45E+01
CS-134	4.14E+04	9.84E+04	8.04E+04	0.00E+00	3.18E+04	1.06E+04	1.72E+03
CS-136	4.33E+03	1.71E+04	1.23E+04	0.00E+00	9.51E+03	1.30E+03	1.94E+03
CS-137	5.30E+04	7.25E+04	4.75E+04	0.00E+00	2.46E+04	8.18E+03	1.40E+03
CS-138	3.67E+01	7.25E+01	3.59E+01	0.00E+00	5.33E+01	5.26E+00	3.09E-04
BA-139	6.47E+00	4.61E-03	1.89E-01	0.00E+00	4.31E-03	2.61E-03	1.15E+01
BA-140	1.35E+03	1.70E+00	8.87E+01	0.00E+00	5.78E-01	9.73E-01	2.79E+03
BA-141	3.14E+00	2.37E-03	1.06E-01	0.00E+00	2.21E-03	1.35E-03	1.48E-09
BA-142	1.42E+00	1.46E-03	8.93E-02	0.00E+00	1.23E-03	8.27E-04	2.00E-18
LA-140	1.58E+00	7.95E-01	2.10E-01	0.00E+00	0.00E+00	0.00E+00	5.83E+04
LA-142	8.07E-02	3.67E-02	9.15E-03	0.00E+00	0.00E+00	0.00E+00	2.68E+02
CE-141	3.23E+00	2.18E+00	2.48E-01	0.00E+00	1.01E+00	0.00E+00	8.35E+03
CE-143	5.69E-01	4.21E+02	4.66E-02	0.00E+00	1.85E-01	0.00E+00	1.57E+04
CE-144	1.68E+02	7.04E+01	9.04E+00	0.00E+00	4.17E+01	0.00E+00	5.69E+04
PR-143	5.80E+00	2.33E+00	2.88E-01	0.00E+00	1.34E+00	0.00E+00	2.54E+04
PR-144	1.90E-02	7.88E-03	9.65E-04	0.00E+00	4.45E-03	0.00E+00	2.73E-09
ND-147	3.97E+00	4.59E+00	2.74E-01	0.00E+00	2.68E+00	0.00E+00	2.20E+04
W-187	2.98E+02	2.49E+02	8.71E+01	0.00E+00	0.00E+00	0.00E+00	8.16E+04
NP-239	3.53E-02	3.47E-03	1.91E-03	0.00E+00	1.08E-02	0.00E+00	7.12E+02
K-40	0.00E+00	0.00E+00	0.00E+00	0.00E+00	0.00E+00	0.00E+00	0.00E+00
CO-57	0.00E+00	1.21E+02	2.01E+02	0.00E+00	0.00E+00	0.00E+00	3.07E+03
SR-85	0.00E+00	0.00E+00	0.00E+00	0.00E+00	0.00E+00	0.00E+00	0.00E+00
Y-88	0.00E+00	0.00E+00	0.00E+00	0.00E+00	0.00E+00	0.00E+00	0.00E+00
NB-94	0.00E+00	0.00E+00	0.00E+00	0.00E+00	0.00E+00	0.00E+00	0.00E+00
NB-97	4.05E-02	1.02E-02	3.74E-03	0.00E+00	1.20E-02	0.00E+00	3.78E+01
CD-109	0.00E+00	0.00E+00	0.00E+00	0.00E+00	0.00E+00	0.00E+00	0.00E+00
SN-113	0.00E+00	0.00E+00	0.00E+00	0.00E+00	0.00E+00	0.00E+00	0.00E+00
BA-133	0.00E+00	0.00E+00	0.00E+00	0.00E+00	0.00E+00	0.00E+00	0.00E+00
TE-134	3.29E+01	2.15E+01	1.32E+01	2.88E+01	2.08E+02	0.00E+00	3.65E-02
CE-139	0.00E+00	0.00E+00	0.00E+00	0.00E+00	0.00E+00	0.00E+00	0.00E+00
HG-203	0.00E+00	0.00E+00	0.00E+00	0.00E+00	0.00E+00	0.00E+00	0.00E+00

Table 2 - 2

Site Related Teen Ingestion Dose Commitment Factors
(Freshwater Fish and Saltwater Invertebrate Consumption)

(AiT)
mR/hr per uCi/ml

ISOTOPE	BONE	LIVER	TOT BODY	THYROID	KIDNEY	LUNG	GI-LLI
H-3	0.00E+00	2.17E-01	2.17E-01	2.17E-01	2.17E-01	2.17E-01	2.17E-01
BE-7	3.58E-01	8.02E-01	4.01E-01	0.00E+00	8.50E-01	0.00E+00	9.76E+01
NA-24	4.20E+02	4.20E+02	4.20E+02	4.20E+02	4.20E+02	4.20E+02	4.20E+02
P-32	5.40E+07	3.35E+06	2.09E+06	0.00E+00	0.00E+00	0.00E+00	4.54E+06
CR-51	0.00E+00	0.00E+00	4.44E+00	2.47E+00	9.73E-01	6.34E+00	7.46E+02
MN-54	0.00E+00	5.33E+03	1.06E+03	0.00E+00	1.59E+03	0.00E+00	1.09E+04
MN-56	0.00E+00	1.43E+02	2.54E+01	0.00E+00	1.81E+02	0.00E+00	9.40E+03
FE-55	3.35E+04	2.37E+04	5.54E+03	0.00E+00	0.00E+00	1.51E+04	1.03E+04
FE-59	5.20E+04	1.21E+05	4.69E+04	0.00E+00	0.00E+00	3.83E+04	2.87E+05
CO-58	0.00E+00	5.10E+02	1.18E+03	0.00E+00	0.00E+00	0.00E+00	7.04E+03
CO-60	0.00E+00	1.48E+03	3.32E+03	0.00E+00	0.00E+00	0.00E+00	1.92E+04
NI-63	5.15E+04	3.64E+03	1.75E+03	0.00E+00	0.00E+00	0.00E+00	5.79E+02
NI-65	2.18E+02	2.79E+01	1.27E+01	0.00E+00	0.00E+00	0.00E+00	1.51E+03
CU-64	0.00E+00	9.53E+01	4.48E+01	0.00E+00	2.41E+02	0.00E+00	7.39E+03
ZN-65	1.46E+05	5.07E+05	2.36E+05	0.00E+00	3.24E+05	0.00E+00	2.15E+05
ZN-69	3.73E+02	7.10E+02	4.97E+01	0.00E+00	4.64E+02	0.00E+00	1.31E+03
BR-83	0.00E+00	0.00E+00	4.41E+01	0.00E+00	0.00E+00	0.00E+00	0.00E+00
BR-84	0.00E+00	0.00E+00	5.55E+01	0.00E+00	0.00E+00	0.00E+00	0.00E+00
BR-85	0.00E+00	0.00E+00	2.34E+00	0.00E+00	0.00E+00	0.00E+00	0.00E+00
RB-86	0.00E+00	1.09E+05	5.12E+04	0.00E+00	0.00E+00	0.00E+00	1.61E+04
RB-88	0.00E+00	3.12E+02	1.66E+02	0.00E+00	0.00E+00	0.00E+00	2.67E-05
RB-89	0.00E+00	2.01E+02	1.42E+02	0.00E+00	0.00E+00	0.00E+00	3.09E-07
SR-89	2.79E+04	0.00E+00	8.00E+02	0.00E+00	0.00E+00	0.00E+00	3.33E+03
SR-90	5.27E+05	0.00E+00	1.30E+05	0.00E+00	0.00E+00	0.00E+00	1.48E+04
SR-91	5.12E+02	0.00E+00	2.04E+01	0.00E+00	0.00E+00	0.00E+00	2.32E+03
SR-92	1.94E+02	0.00E+00	8.25E+00	0.00E+00	0.00E+00	0.00E+00	4.93E+03
Y-90	6.57E+00	0.00E+00	1.77E-01	0.00E+00	0.00E+00	0.00E+00	5.42E+04
Y-91M	6.18E-02	0.00E+00	2.36E-03	0.00E+00	0.00E+00	0.00E+00	2.92E+00
Y-91	9.64E+01	0.00E+00	2.58E+00	0.00E+00	0.00E+00	0.00E+00	3.95E+04
Y-92	5.80E-01	0.00E+00	1.68E-02	0.00E+00	0.00E+00	0.00E+00	1.59E+04
Y-93	1.84E+00	0.00E+00	5.03E-02	0.00E+00	0.00E+00	0.00E+00	5.61E+04
ZR-95	1.68E+00	5.29E-01	3.64E-01	0.00E+00	7.78E-01	0.00E+00	1.22E+03
ZR-97	9.65E-02	1.91E-02	8.80E-03	0.00E+00	2.90E-02	0.00E+00	1.22E+03
NB-95	4.86E+00	2.70E+00	1.48E+00	0.00E+00	2.61E+00	0.00E+00	5.17E+03
MO-99	0.00E+00	1.36E+02	2.60E+01	0.00E+00	3.12E+02	0.00E+00	1.15E+04
TC-99M	1.63E-02	4.55E-02	5.89E-01	0.00E+00	0.00E+00	0.00E+00	2.44E+02
TC-101	1.77E-02	2.51E-02	2.47E-01	0.00E+00	6.77E-01	2.52E-02	2.98E+01
RU-103	1.15E+02	0.00E+00	4.93E+01	0.00E+00	4.55E-01	1.53E-02	4.30E-09
RU-105	9.85E+00	0.00E+00	3.82E+00	0.00E+00	4.06E+02	0.00E+00	9.63E+03
RU-106	1.77E+03	0.00E+00	2.23E+02	0.00E+00	1.24E+02	0.00E+00	7.96E+03
AG-110M	2.94E+02	2.79E+02	1.69E+02	0.00E+00	3.42E+03	0.00E+00	8.50E+04
SB-122	4.35E+01	8.47E-01	1.27E+01	5.53E-01	5.31E+02	0.00E+00	7.82E+04
SB-124	5.09E+02	9.40E+00	1.99E+02	1.16E+00	0.00E+00	2.72E+01	9.13E+03
SB-125	3.27E+02	3.58E+00	7.64E+01	3.11E-01	0.00E+00	4.45E+02	1.03E+04
						2.85E+02	2.53E+03

Table 2 - 2

Site Related Teen Ingestion Dose Commitment Factors
(Freshwater Fish and Saltwater Invertebrate Consumption)

(AiT)
mR/hr per uCi/ml

ISOTOPE	BONE	LIVER	TOT BODY	THYROID	KIDNEY	LUNG	GI-LLI
TE-125M	2.96E+03	1.07E+03	3.96E+02	8.28E+02	0.00E+00	0.00E+00	8.75E+03
TE-127M	7.48E+03	2.65E+03	8.90E+02	1.78E+03	3.03E+04	0.00E+00	1.87E+04
TE-127	1.22E+02	4.33E+01	2.63E+01	8.44E+01	4.95E+02	0.00E+00	9.44E+03
TE-129M	1.26E+04	4.68E+03	2.00E+03	4.07E+03	5.28E+04	0.00E+00	4.74E+04
TE-129	3.47E+01	1.29E+01	8.44E+00	2.48E+01	1.46E+02	0.00E+00	1.90E+02
TE-131M	1.89E+03	9.06E+02	7.55E+02	1.36E+03	9.44E+03	0.00E+00	7.27E+04
TE-131	2.16E+01	8.90E+00	6.75E+00	1.66E+01	9.44E+01	0.00E+00	1.77E+00
TE-132	2.70E+03	1.71E+03	1.61E+03	1.80E+03	1.64E+04	0.00E+00	5.42E+04
I-130	5.06E+01	1.46E+02	5.84E+01	1.19E+04	2.25E+02	0.00E+00	1.12E+02
I-131	2.87E+02	4.02E+02	2.16E+02	1.17E+05	6.92E+02	0.00E+00	7.95E+01
I-132	1.37E+01	3.58E+01	1.29E+01	1.21E+03	5.64E+01	0.00E+00	1.56E+01
I-133	9.87E+01	1.67E+02	5.11E+01	2.34E+04	2.94E+02	0.00E+00	1.27E+02
I-134	7.17E+00	1.90E+01	6.82E+00	3.17E+02	2.99E+01	0.00E+00	2.50E-01
I-135	2.99E+01	7.71E+01	2.86E+01	4.96E+03	1.22E+02	0.00E+00	8.54E+01
CS-134	4.24E+04	9.97E+04	4.63E+04	0.00E+00	3.17E+04	1.21E+04	1.24E+03
CS-136	4.35E+03	1.71E+04	1.15E+04	0.00E+00	9.32E+03	1.47E+03	1.38E+03
CS-137	5.67E+04	7.54E+04	2.63E+04	0.00E+00	2.57E+04	9.97E+03	1.07E+03
CS-138	3.93E+01	7.54E+01	3.77E+01	0.00E+00	5.57E+01	6.48E+00	3.42E-02
BA-139	7.05E+00	4.96E-03	2.05E-01	0.00E+00	4.67E-03	3.42E-03	6.28E+01
BA-140	1.44E+03	1.76E+00	9.28E+01	0.00E+00	5.98E-01	1.19E+00	2.22E+03
BA-141	3.40E+00	2.54E-03	1.14E-01	0.00E+00	2.36E-03	1.74E-03	7.25E-06
BA-142	1.52E+00	1.52E-03	9.33E-02	0.00E+00	1.28E-03	1.01E-03	4.65E-12
LA-140	1.67E+00	8.20E-01	2.18E-01	0.00E+00	0.00E+00	0.00E+00	4.71E+04
LA-142	8.58E-02	3.81E-02	9.49E-03	0.00E+00	0.00E+00	0.00E+00	1.16E+03
CE-141	3.49E+00	2.33E+00	2.67E-01	0.00E+00	1.10E+00	0.00E+00	6.66E+03
CE-143	6.16E-01	4.48E+02	5.01E-02	0.00E+00	2.01E-01	0.00E+00	1.35E+04
CE-144	1.82E+02	7.55E+01	9.80E+00	0.00E+00	4.51E+01	0.00E+00	4.59E+04
PR-143	6.28E+00	2.51E+00	3.13E-01	0.00E+00	1.46E+00	0.00E+00	2.07E+04
PR-144	2.06E-02	8.44E-03	1.05E-03	0.00E+00	4.84E-03	0.00E+00	2.27E-05
ND-147	4.50E+00	4.89E+00	2.93E-01	0.00E+00	2.87E+00	0.00E+00	1.76E+04
W-187	3.22E+02	2.62E+02	9.19E+01	0.00E+00	0.00E+00	0.00E+00	7.10E+04
NP-239	3.98E-02	3.75E-03	2.08E-03	0.00E+00	1.18E-02	0.00E+00	6.03E+02
K-40	0.00E+00	0.00E+00	0.00E+00	0.00E+00	0.00E+00	0.00E+00	0.00E+00
CO-57	0.00E+00	1.25E+02	2.10E+02	0.00E+00	0.00E+00	0.00E+00	2.33E+03
SR-85	0.00E+00	0.00E+00	0.00E+00	0.00E+00	0.00E+00	0.00E+00	0.00E+00
Y-88	0.00E+00	0.00E+00	0.00E+00	0.00E+00	0.00E+00	0.00E+00	0.00E+00
NB-94	0.00E+00	0.00E+00	0.00E+00	0.00E+00	0.00E+00	0.00E+00	0.00E+00
NB-97	4.36E-02	1.08E-02	3.95E-03	0.00E+00	1.27E-02	0.00E+00	2.58E+02
CD-109	0.00E+00	0.00E+00	0.00E+00	0.00E+00	0.00E+00	0.00E+00	0.00E+00
SN-113	0.00E+00	0.00E+00	0.00E+00	0.00E+00	0.00E+00	0.00E+00	0.00E+00
BA-133	0.00E+00	0.00E+00	0.00E+00	0.00E+00	0.00E+00	0.00E+00	0.00E+00
TE-134	3.46E+01	2.22E+01	2.32E+01	2.84E+01	2.12E+02	0.00E+00	1.28E+00
CE-139	0.00E+00	0.00E+00	0.00E+00	0.00E+00	0.00E+00	0.00E+00	0.00E+00
HG-203	0.00E+00	0.00E+00	0.00E+00	0.00E+00	0.00E+00	0.00E+00	0.00E+00

Table 2 - 3

Site Related Child Ingestion Dose Commitment Factors
(Freshwater Fish and Saltwater Invertebrate Consumption)

(AiT)
mR/hr per uCi/ml

ISOTOPE	BONE	LIVER	TOT BODY	THYROID	KIDNEY	LUNG	GI-LLI
H-3	0.00E+00	1.81E-01	1.81E-01	1.81E-01	1.81E-01	1.81E-01	1.81E-01
BE-7	4.77E-01	8.08E-01	5.33E-01	0.00E+00	7.96E-01	0.00E+00	4.52E+01
NA-24	4.57E+02	4.57E+02	4.57E+02	4.57E+02	4.57E+02	4.57E+02	4.57E+02
P-32	6.98E+07	3.27E+06	2.69E+06	0.00E+00	0.00E+00	0.00E+00	1.93E+06
CR-51	0.00E+00	0.00E+00	4.86E+00	2.70E+00	7.37E-01	4.92E+00	2.58E+02
MN-54	0.00E+00	4.20E+03	1.12E+03	0.00E+00	1.18E+03	0.00E+00	3.53E+03
MN-56	0.00E+00	1.31E+02	2.96E+01	0.00E+00	1.59E+02	0.00E+00	1.90E+04
FE-55	4.55E+04	2.42E+04	7.48E+03	0.00E+00	0.00E+00	1.37E+04	4.47E+03
FE-59	6.53E+04	1.06E+05	5.27E+04	0.00E+00	0.00E+00	3.07E+04	1.10E+05
CO-58	0.00E+00	4.20E+02	1.29E+03	0.00E+00	0.00E+00	0.00E+00	2.45E+03
CO-60	0.00E+00	1.23E+03	3.64E+03	0.00E+00	0.00E+00	0.00E+00	6.84E+03
NI-63	6.85E+04	3.67E+03	2.33E+03	0.00E+00	0.00E+00	0.00E+00	2.47E+02
NI-65	2.83E+02	2.66E+01	1.55E+01	0.00E+00	0.00E+00	0.00E+00	3.26E+03
CU-64	0.00E+00	9.05E+01	5.47E+01	0.00E+00	2.19E+02	0.00E+00	4.25E+03
ZN-65	1.55E+05	4.12E+05	2.56E+05	0.00E+00	2.59E+05	0.00E+00	7.23E+04
ZN-69	4.94E+02	7.14E+02	6.60E+01	0.00E+00	4.33E+02	0.00E+00	4.50E+04
BR-83	0.00E+00	0.00E+00	5.67E+01	0.00E+00	0.00E+00	0.00E+00	0.00E+00
BR-84	0.00E+00	0.00E+00	6.56E+01	0.00E+00	0.00E+00	0.00E+00	0.00E+00
BR-85	0.00E+00	0.00E+00	3.02E+00	0.00E+00	0.00E+00	0.00E+00	0.00E+00
RB-86	0.00E+00	1.06E+05	6.50E+04	0.00E+00	0.00E+00	0.00E+00	6.80E+03
RB-88	0.00E+00	3.00E+02	2.08E+02	0.00E+00	0.00E+00	0.00E+00	1.47E+01
RB-89	0.00E+00	1.85E+02	1.64E+02	0.00E+00	0.00E+00	0.00E+00	1.61E+00
SR-89	3.63E+04	0.00E+00	1.04E+03	0.00E+00	0.00E+00	0.00E+00	1.41E+03
SR-90	4.68E+05	0.00E+00	1.19E+05	0.00E+00	0.00E+00	0.00E+00	6.30E+03
SR-91	6.60E+02	0.00E+00	2.49E+01	0.00E+00	0.00E+00	0.00E+00	1.46E+03
SR-92	2.48E+02	0.00E+00	9.96E+00	0.00E+00	0.00E+00	0.00E+00	4.70E+03
Y-90	8.79E+00	0.00E+00	2.35E-01	0.00E+00	0.00E+00	0.00E+00	2.50E+04
Y-91M	8.17E-02	0.00E+00	2.97E-03	0.00E+00	0.00E+00	0.00E+00	1.60E+02
Y-91	1.29E+02	0.00E+00	3.44E+00	0.00E+00	0.00E+00	0.00E+00	1.71E+04
Y-92	7.70E-01	0.00E+00	2.20E-02	0.00E+00	0.00E+00	0.00E+00	2.22E+04
Y-93	2.44E+00	0.00E+00	6.69E-02	0.00E+00	0.00E+00	0.00E+00	3.63E+04
ZR-95	2.10E+00	4.62E-01	4.11E-01	0.00E+00	6.62E-01	0.00E+00	4.82E+02
ZR-97	1.27E-01	1.83E-02	1.08E-02	0.00E+00	2.63E-02	0.00E+00	2.77E+03
NB-95	5.75E+00	2.24E+00	1.60E+00	0.00E+00	2.10E+00	0.00E+00	4.14E+03
MO-99	0.00E+00	1.31E+02	3.23E+01	0.00E+00	2.79E+02	0.00E+00	1.08E+02
TC-99M	1.99E-02	3.89E-02	6.46E-01	0.00E+00	5.66E-01	1.98E-02	2.22E+01
TC-101	2.30E-02	2.41E-02	3.06E-01	0.00E+00	4.11E-01	1.27E-02	7.66E-02
RU-103	1.48E+02	0.00E+00	5.67E+01	0.00E+00	3.72E+02	0.00E+00	3.82E+03
RU-105	1.30E+01	0.00E+00	4.73E+00	0.00E+00	1.15E+02	0.00E+00	8.50E+03
RU-106	2.36E+03	0.00E+00	2.95E+02	0.00E+00	3.19E+03	0.00E+00	3.68E+04
AG-110M	3.46E+02	2.34E+02	1.87E+02	0.00E+00	4.35E+02	0.00E+00	2.78E+04
SB-122	5.80E+01	8.56E-01	1.70E+01	7.43E-01	0.00E+00	2.36E+01	4.46E+03
SB-124	6.55E+02	8.50E+00	2.29E+02	1.44E+00	0.00E+00	3.63E+02	4.09E+03
SB-125	4.22E+02	3.25E+00	8.85E+01	3.91E-01	0.00E+00	2.35E+02	1.01E+03

Table 2 - 3

Site Related Child Ingestion Dose Commitment Factors
(Freshwater Fish and Saltwater Invertebrate Consumption)

(AiT)							
mR/hr per uCi/ml							
ISOTOPE	BONE	LIVER	TOT BODY	THYROID	KIDNEY	LUNG	GI-LLI
TE-125M	3.81E+03	1.03E+03	5.08E+02	1.07E+03	0.00E+00	0.00E+00	3.68E+03
TE-127M	9.67E+03	2.60E+03	1.15E+03	2.31E+03	2.76E+04	0.00E+00	7.83E+03
TE-127	1.58E+02	4.25E+01	3.38E+01	1.09E+02	4.48E+02	0.00E+00	6.15E+03
TE-129M	1.63E+04	4.55E+03	2.53E+03	5.25E+03	4.78E+04	0.00E+00	1.99E+04
TE-129	4.48E+01	1.25E+01	1.06E+01	3.20E+01	1.31E+02	0.00E+00	2.79E+03
TE-131M	2.41E+03	8.33E+02	8.86E+02	1.71E+03	8.06E+03	0.00E+00	3.38E+04
TE-131	2.78E+01	8.46E+00	8.26E+00	2.12E+01	8.40E+01	0.00E+00	1.46E+02
TE-132	3.38E+03	1.50E+03	1.81E+03	2.18E+03	1.39E+04	0.00E+00	1.51E+04
I-130	6.28E+01	1.27E+02	6.54E+01	1.40E+04	1.90E+02	0.00E+00	5.94E+01
I-131	3.70E+02	3.72E+02	2.12E+02	1.23E+05	6.11E+02	0.00E+00	3.31E+01
I-132	1.72E+01	3.16E+01	1.45E+01	1.47E+03	4.84E+01	0.00E+00	3.72E+01
I-133	1.27E+02	1.58E+02	5.96E+01	2.93E+04	2.63E+02	0.00E+00	6.35E+01
I-134	9.02E+00	1.67E+01	7.70E+00	3.85E+02	2.56E+01	0.00E+00	1.11E+01
I-135	3.77E+01	6.78E+01	3.21E+01	6.00E+03	1.04E+02	0.00E+00	5.16E+01
CS-134	5.15E+04	8.44E+04	1.78E+04	0.00E+00	2.62E+04	9.39E+03	4.55E+02
CS-136	5.17E+03	1.42E+04	9.19E+03	0.00E+00	7.56E+03	1.13E+03	4.99E+02
CS-137	7.19E+04	6.88E+04	1.02E+04	0.00E+00	2.24E+04	8.07E+03	4.31E+02
CS-138	5.01E+01	6.97E+01	4.42E+01	0.00E+00	4.90E+01	5.28E+00	3.21E+01
BA-139	9.34E+00	4.99E-03	2.71E-01	0.00E+00	4.35E-03	2.93E-03	5.39E+02
BA-140	1.87E+03	1.64E+00	1.09E+02	0.00E+00	5.35E-01	9.79E-01	9.50E+02
BA-141	4.51E+00	2.53E-03	1.47E-01	0.00E+00	2.19E-03	1.48E-02	2.57E+00
BA-142	1.97E+00	1.42E-03	1.10E-01	0.00E+00	1.15E-03	8.35E-04	2.57E-02
LA-140	2.16E+00	7.55E-01	2.54E-01	0.00E+00	0.00E+00	0.00E+00	2.10E+04
LA-142	1.12E-01	3.57E-02	1.12E-02	0.00E+00	0.00E+00	0.00E+00	7.08E+03
CE-141	4.65E+00	2.32E+00	3.45E-01	0.00E+00	1.02E+00	0.00E+00	2.90E+03
CE-143	8.19E-01	4.44E+02	6.44E-02	0.00E+00	1.86E-01	0.00E+00	6.51E+03
CE-144	2.44E+02	7.64E+01	1.30E+01	0.00E+00	4.23E+01	0.00E+00	1.99E+04
PR-143	8.40E+00	2.52E+00	4.17E-01	0.00E+00	1.37E+00	0.00E+00	9.06E+03
PR-144	2.76E-02	8.53E-03	1.39E-03	0.00E+00	4.51E-03	0.00E+00	1.84E+01
ND-147	5.96E+00	4.83E+00	3.74E-01	0.00E+00	2.65E+00	0.00E+00	7.65E+03
W-187	4.08E+02	2.42E+02	1.08E+02	0.00E+00	0.00E+00	0.00E+00	3.40E+04
NP-239	5.15E-02	3.70E-03	2.60E-03	0.00E+00	1.07E-02	0.00E+00	2.74E+02
K-40	0.00E+00	0.00E+00	0.00E+00	0.00E+00	0.00E+00	0.00E+00	0.00E+00
CO-57	0.00E+00	1.15E+02	2.33E+02	0.00E+00	0.00E+00	0.00E+00	9.43E+02
SR-85	0.00E+00	0.00E+00	0.00E+00	0.00E+00	0.00E+00	0.00E+00	0.00E+00
Y-88	0.00E+00	0.00E+00	0.00E+00	0.00E+00	0.00E+00	0.00E+00	0.00E+00
NB-94	0.00E+00	0.00E+00	0.00E+00	0.00E+00	0.00E+00	0.00E+00	0.00E+00
NB-97	5.55E-02	1.00E-02	4.68E-03	0.00E+00	1.11E-02	0.00E+00	3.09E+03
CD-109	0.00E+00	0.00E+00	0.00E+00	0.00E+00	0.00E+00	0.00E+00	0.00E+00
SN-113	0.00E+00	0.00E+00	0.00E+00	0.00E+00	0.00E+00	0.00E+00	0.00E+00
BA-133	0.00E+00	0.00E+00	0.00E+00	0.00E+00	0.00E+00	0.00E+00	0.00E+00
TE-134	4.31E+01	1.94E+01	2.59E+01	3.41E+01	1.80E+02	0.00E+00	1.97E+02
CE-139	0.00E+00	0.00E+00	0.00E+00	0.00E+00	0.00E+00	0.00E+00	0.00E+00
HG-203	0.00E+00	0.00E+00	0.00E+00	0.00E+00	0.00E+00	0.00E+00	0.00E+00

Table 2-4

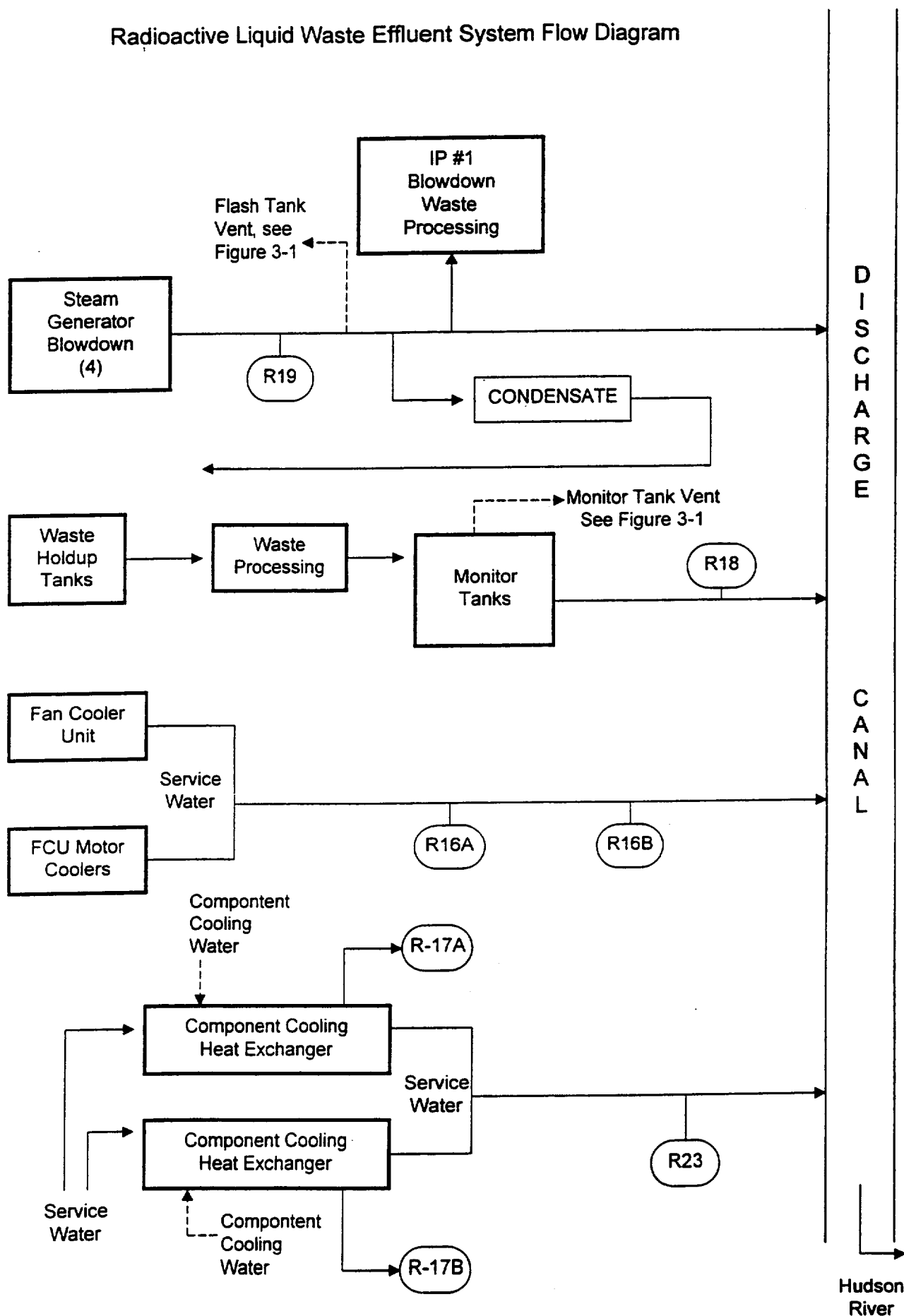
Bio-Accumulation Factors for Liquid Effluent Isotopes
(pCi/kg per pCi/liter)

ISOTOPE	Freshwater		ISOTOPE	Freshwater	
	Fish Bfi	Saltwater Invertebrates Bii		Fish Bfi	Saltwater Invertebrates Bii
H-3	9.000E-01	9.300E-01	TE-125M	4.000E+02	1.000E+02
BE-7	2.000E+00	2.000E+02	TE-127M	4.000E+02	1.000E+02
NA-24	1.000E+02	1.900E-01	TE-127	4.000E+02	1.000E+02
P-32	1.000E+05	3.000E+04	TE-129M	4.000E+02	1.000E+02
CR-51	2.000E+02	2.000E+03	TE-129	4.000E+02	1.000E+02
MN-54	4.000E+02	4.000E+02	TE-131M	4.000E+02	1.000E+02
MN-56	4.000E+02	4.000E+02	TE-131	4.000E+02	1.000E+02
FE-55	1.000E+02	2.000E+04	TE-132	4.000E+02	1.000E+02
FE-59	1.000E+02	2.000E+04	I-130	1.500E+01	5.000E+01
CO-58	5.000E+01	1.000E+03	I-131	1.500E+01	5.000E+01
CO-60	5.000E+01	1.000E+03	I-132	1.500E+01	5.000E+01
NI-63	1.000E+02	2.500E+02	I-133	1.500E+01	5.000E+01
NI-65	1.000E+02	2.500E+02	I-134	1.500E+01	5.000E+01
CU-64	5.000E+01	1.700E+03	I-135	1.500E+01	5.000E+01
ZN-65	2.000E+03	5.000E+04	CS-134	2.240E+02	2.240E+02
ZN-69	2.000E+03	5.000E+04	CS-136	2.240E+02	2.240E+02
BR-83	4.200E+02	3.100E+00	CS-137	2.240E+02	2.240E+02
BR-84	4.200E+02	3.100E+00	CS-138	2.240E+02	2.240E+02
BR-85	4.200E+02	3.100E+00	BA-139	4.000E+00	1.000E+02
RB-86	2.000E+03	1.700E+01	BA-140	4.000E+00	1.000E+02
RB-88	2.000E+03	1.700E+01	BA-141	4.000E+00	1.000E+02
RB-89	2.000E+03	1.700E+01	BA-142	4.000E+00	1.000E+02
SR-89	3.000E+01	2.000E+01	LA-140	2.500E+01	1.000E+03
SR-90	3.000E+01	2.000E+01	LA-142	2.500E+01	1.000E+03
SR-91	3.000E+01	2.000E+01	CE-141	1.000E+00	6.000E+02
SR-92	3.000E+01	2.000E+01	CE-143	1.000E+00	6.000E+02
Y-90	2.500E+01	1.000E+03	CE-144	1.000E+00	6.000E+02
Y-91M	2.500E+01	1.000E+03	PR-143	2.500E+01	1.000E+03
Y-91	2.500E+01	1.000E+03	PR-144	2.500E+01	1.000E+03
Y-92	2.500E+01	1.000E+03	ND-147	2.500E+01	1.000E+03
Y-93	2.500E+01	1.000E+03	W-187	1.200E+03	3.000E+01
ZR-95	3.300E+00	8.000E+01	NP-239	1.000E+01	1.000E+01
ZR-97	3.300E+00	8.000E+01	K-40	0.000E+00	0.000E+00
NB-95	3.000E+02	1.000E+02	CO-57	5.000E+01	1.000E+03
MO-99	1.000E+01	1.000E+01	SR-85	0.000E+00	0.000E+00
TC-99M	1.500E+01	5.000E+01	Y-88	0.000E+00	0.000E+00
TC-101	1.500E+01	5.000E+01	NB-94	3.000E+02	1.000E+02
RU-103	1.000E+01	1.000E+03	NB-97	3.000E+02	1.000E+02
RU-105	1.000E+01	1.000E+03	CD-109	0.000E+00	0.000E+00
RU-106	1.000E+01	1.000E+03	SN-113	0.000E+00	0.000E+00
AG-110M	2.300E+00	3.300E+03	BA-133	0.000E+00	0.000E+00
SB-122	1.000E+00	3.000E+02	TE-134	4.000E+02	1.000E+02
SB-124	1.000E+00	3.000E+02	CE-139	0.000E+00	0.000E+00
SB-125	1.000E+00	3.000E+02	HG-203	0.000E+00	0.000E+00

Bio-Accumulation Factors and Dfi's for Noble Gases = 0

Figure 2-1

Radioactive Liquid Waste Effluent System Flow Diagram



3.0 GASEOUS EFFLUENTS

3.1 Gaseous Effluent Releases - General Information

- 3.1.1 The surveillance and lower limit of detection requirements for gaseous radioactive effluents are contained in the RECS. Lower limits of detection calculations are addressed in Appendix B.
- 3.1.2 A completed and properly authorized Airborne Radioactive Waste Release Permit shall be issued prior to the release of airborne activity from the waste gas holding system and containment purge. If a containment purge exceeds 150 hours in duration then the purge will be considered a continuous, long term release for reporting purposes (See Section 3.1.16).
- 3.1.3 Since Indian Point is a two unit site, the derived instantaneous $\mu\text{Ci/sec}$ limits delineated in Section 3.2.1 are apportioned to each site. The time-average limits in 3.2.2, 3.2.3, and 3.2.4 are "per reactor" limits and the full dose limits are applicable to IP3.
- 3.1.4 During cold shutdown, there is no flowpath for a release from the Condenser Air Ejector, and the monthly grab sample described in Radiological Effluent Controls Table 3.4.1-1 is not required. During normal plant operation without a primary to secondary leak, almost all gaseous releases are through the main Plant Vent. A negligible amount may be identified in the Administration Building and Radioactive Machine Shop vents. In the event of extended operation with a primary to secondary leak, low level releases are expected from both the blowdown flash tank vent and condenser air ejector. However, the limits on steam generator leakage are much more restrictive than those for effluent releases. Allocation of portions of the allowable release rate to these various release points is not warranted. If the instantaneous release rate is used (taking advantage of the one hour averaging allowed by 3.3.1 or 3.4.1), then all release points will be considered when establishing the alarm setpoint per section 1.
- 3.1.5 For releases that are expected to continue for periods over two days, a new release permit will normally be issued each day. Containment purge release permits may be terminated at the discretion of the RES Manager and be considered as a continuous release until the purge is terminated. However, when plant conditions change that will cause the activity in containment to significantly change, a new permit shall be issued.
- 3.1.6 Assurance that the combined gaseous releases from Units 2 and 3 do not exceed Section 3.2.1 limits for the site is provided by administrative controls agreed to in the Memorandum of Understanding (#16) between Con Edison and the New York Power Authority concerning gaseous effluent discharge and the requirements of the document.

- 3.1.7 By mutual agreement with Con Edison's IP2NPP Shift Supervisor, one unit can reduce or eliminate discharges for a period of time to allow the other unit to use the full site permissible discharge rate, or a specific portion thereof, for discharge when necessary.
- 3.1.8 Conservative release rate limitations have been established to aid in controlling time average dose limits. The annual average limit shall normally be used for calculating limitations on discharge. If this limitation unduly restricts an individual release, the quarterly average release rate limit ($\mu\text{Ci/sec}$) may be used for the release provided the quarterly time average dose limit will not be exceeded and the Operations Manager or Assistant Operations Manager is in agreement. The instantaneous limit for release may be used if the Site Executive Officer or his Designee is in agreement. The instantaneous limit should be checked by the Chemistry Department when applied.

When the instantaneous limit is applied, the release may be averaged over a one-hour time interval.

3.1.9 Containment Pressure Reliefs

Containment pressure reliefs occur frequently enough to be considered continuous and are sampled from the plant vent release path. However, to ensure that the release rate will not be exceeded, the containment noble gas monitor (R-12) and the expected flowrate are used to calculate a release rate. The effluent noble gas monitor in the plant vent is used to verify these calculations (Ref: NUREG 0472, REV.3, DRAFT 6, TABLE 3.1-13).

3.1.10 Composite Particulate Samples

One of the following methods will be used to obtain a composite sample:

- Samples will be taken weekly and integrated monthly; or
- Samples will be taken weekly and counted together once per month (Ref: NUREG 0472, REV. 3, DRAFT 6, TABLE 4.11-12).

3.1.11 Gas Storage Tank Activity Limit

The noble gas activity limit of 50,000 Ci in the gas storage tanks was calculated using the equations from Section 5.6.1 of NUREG 0133 and the following parameters:

$$K_i = 294 \text{ mrem}\cdot\text{m}^3/\mu\text{Ci}\cdot\text{yr}, \text{ Xe-133 equivalent Table B-1 (RG 1.109)}$$

$$X/Q = 1.03 \times 10^{-3} \text{ s/m}^3, \text{ Indian Point 3 FSAR}$$

Q_{it} must be calculated so that the dose is less than 500 mrem in a year:

$$Q_{it} = \frac{(500 \text{ mrem}) 3.15 \text{ E} 7 \text{ s/yr}}{(1 \text{ E} 6 \mu\text{Ci/Ci})(294 \text{ mrem}\cdot\text{m}^3/\mu\text{Ci}\cdot\text{yr})(1.03 \text{ E} - 3 \text{ s/m}^3)} = 52,011 \text{ Ci}; \underline{50,000 \text{ Ci}}$$

This limit assumes 100% Xe-133 as per NUREG 133. Utilizing the K_i from an expected mixture during RCS degasification

$$K_i = 787 \frac{mrem - m^3}{\mu Ci - yr},$$

the gas tank conservative administrative limit should be 19,400 curies.

The basis for assuring that accidental gas releases from liquid holdup tanks do not exceed Section 3.2.1 limits, is Technical Specifications Appendix A, 3.1.D ($\leq 1 \mu Ci/cc$ Dose Equivalent Iodine-131 in Reactor Coolant). Using the assumptions discussed in FSAR section 14.2.3, the potential total curies in the liquid holdup tanks is limited to less than the conservative limit for the Gas Storage Tanks (19,400 curies).

3.1.12 Gas Storage Tank Surveillance Requirements

There are two methods available to ensure that the activity in the gas storage tank is within the conservative administrative limit (19400 Ci).

$$\frac{1.94E+4 * 1E6 \mu Ci / Ci}{525 ft^3 * \left(\frac{164.7 psia}{14.7 psia} \right) * 2.83E4 cc / ft^3} = 1.17E+2 \mu Ci / cc$$

1. The total gaseous activity will normally be limited to less than 117 $\mu Ci/cc$. If this concentration limit is exceeded, then the contents of the tank will be monitored and actions taken to ensure the 19,400 curie per tank limit is not exceeded.
2. The waste gas line monitor (R-20) reads in $\mu Ci/cc$. It allows for control of waste gas tank curie content by limiting the input concentration to 117 $\mu Ci/cc$, thereby limiting the curies to 19,400.

Large gas decay tanks on fill and CVCS tanks (which are indicative of the gas mixture in or from the reuse system) are continuously monitored for H_2 and O_2 through in-line instrumentation. With either in-line instrument out of service, a grab sample of the tank on receipt shall be taken daily, unless in degassing operation, when the periodicity is every four hours.

Other primary system tank cover gases can be manually directed through these instruments for individual samples.

- 3.1.13 The normal flow rate measurement for the Radioactive Machine Shop (RAMS) and the Plant Vent (PV) is obtained from the installed process monitor. When the instrument is out of service, the estimated flow from the RAMS is obtained by summing each operable exhaust fan's design flow rate. Estimated flow from the PV is obtained similarly, or from an alternate flow instrument (still considered an estimate). The design system flow rate of 12500 CFM is used for Administration Building ventilation. The process flow rate monitor surveillance requirements specified in RECS Table 3.2-1 are not applicable for the Administration Building, nor are they applicable when the RAMS or PV installed instruments are out of service and rated fan flow is used.

- 3.1.14 The activity released via the blowdown flash tank vent is determined by obtaining the steam generator blowdown Tritium, Noble Gas, and Iodine activity, and applying a partition factor (0.05) for the Iodine releases as listed in Regulatory Guide 1.42 "Interim Licensing Policy On As Low As Practicable for Gaseous Radioiodine Releases from Light Water Cooled Nuclear Power Reactors". (Ref:NUREG 0472, Rev3, DRAFT 6, TABLE 3.3-13).
- 3.1.15 Carbon 14 is released at a rate of 9.6 curies per GW(e).yr based upon studies performed by the New York State Department of Health at Indian Point 3. This is released in a gaseous form, the primary dose from which is in the CO₂ form. Therefore, these are exempt from the dose limits specified in Sections 2.4.1, 2.4.3 and 2.4.4 of the RECS. The Carbon 14 doses resulting from these releases are calculated in accordance with the methodology in Reg. Guide 1.109 and listed in the Radiological Impact on Man section of the Annual Radioactive Effluent Release Report. This calculation is performed using the fraction of carbon 14 released in the CO₂ form (26%).
- 3.1.16 Evaluations of previous gas decay tank and containment purge releases have been performed. These evaluations indicate that these "Short Term Releases" (less than 500 hours per year and less than 150 hours per quarter) are sufficiently random to utilize the long term meteorological dispersion factor (NUREG 0133, Section 3.3, Page 8). The short-term correction factor, will only be used when non-random releases are to be made, routinely.
- 3.1.17 The liquid waste monitor tanks have an airborne release pathway. The original plant design limited the gases through this pathway by reducing the entrained gases to less than 2E-3 $\mu\text{Ci/ml}$. The removal of the CVCS gas stripper under modification 86-3-122 CVCS requires the quantification of these gases when the entrained gaseous activity in the monitor tank inlet exceeds 2E-3 $\mu\text{Ci/ml}$. No action is required if the inlet noble gas concentration is less than 2E-3 $\mu\text{Ci/ml}$.

This gas release will be quantified by calculating the difference (in $\mu\text{Ci/s}$) between the gaseous activity added to the tank and the gaseous activity present in the effluent release sample. This difference will be quantified as an airborne ground level batch release, using a X/Q of 5.0E-5 sec/m³. A separate release permit evaluating this release is not required prior to release. Calculation of this rate of release is not required, however the time average dose contribution shall be calculated and controlled per Sections 3.3 and 3.4 of the ODCM. Section 3.6 provides additional detail relative to the finite cloud correction assumptions for this pathway.

Part II

3.1.18 Airborne releases from the Steam Generator Safety or Atmospheric Dump Valves can occur during a Primary to Secondary leak. Tritium, Noble Gas, and Iodine release rates are determined using a source term activity (Main Steam or Steam Generator Blowdown), an Iodine partition factor (0.05, as per Section 3.1.14), and a release rate, determined from Engineering Design Calculation 187 (Steam Generator Atmospherics), or design flowrate (from Steam Generator Safeties).

3.1.19 Releases from the steam driven auxiliary feed pump vent (and other abnormal release points) are calculated by obtaining the release rate (corrected for system pressure, as applicable) and source term activity (eg. Main Steam) for Tritium, Noble Gas, and Iodine, partitioned as per Section 3.1.14.

3.2 Gaseous Effluent Dose Calculation Requirements

3.2.1 Section 2.4.1 of the RECS requires that the dose rate due to radioactive materials released in gaseous effluents from the site at or beyond the site boundary shall be limited to:

- a) For noble gases: Less than or equal to 500 mrem/yr to the total body and less than or equal to 3000 mrem/yr to the skin; and
- b) For Iodine 131, Tritium, and for all radioactive materials in particulate form with half lives greater than 8 days: Less than or equal to 1500 mrem/yr to any organ.

The methodologies for performing these calculations are discussed in Sections 3.3.1 and 3.3.2, respectively.

3.2.2 Section 2.4.2 of the RECS requires that the air dose due to noble gases released in gaseous effluents from each reactor unit at or beyond the site boundary shall be limited to:

- a) During any calendar quarter: Less than or equal to 5 mrad for gamma radiation and less than or equal to 10 mrad for beta radiation.
- b) During any calendar year: Less than or equal to 10 mrad for gamma radiation and less than or equal to 20 mrad for beta radiation.

The methodology for calculating these doses is discussed in Section 3.3.3.

NOTE: If either of the above limits is exceeded by a factor of two or more, then cumulative dose contributions from direct radiation would be determined by evaluation of existing perimeter and environmental TLDs per Section 2.6.B of the RECS.

- 3.2.3 Section 2.4.3 of the RECS requires that the dose to a member of the general public from Iodine 131, Tritium, and radionuclides in particulate form (half-lives > 8 days) in gaseous effluents released from each reactor unit shall be limited to:

- a) Less than or equal to 7.5 mrem to any organ during a calendar quarter
- b) Less than or equal to 15 mrem to any organ during a calendar year.

Cumulative dose contributions for the current calendar quarter and current calendar year shall be determined at least once every 31 days. The methodology for calculating these doses is discussed in Section 3.3.4.

NOTE: If either of the previous limits is exceeded by a factor of two or more, then cumulative dose contributions from direct radiation would be determined by evaluation of existing perimeter and environmental TLDs per Section 2.6 of the RECS.

- 3.2.4 Section 2.4.4 of the RECS requires that for each reactor unit, the appropriate portions of the gaseous radwaste treatment system shall be used to reduce radioactive effluents in gaseous waste prior to their discharge when projected gaseous effluent air dose at the site boundary when averaged over 31 days, would exceed 0.2 mrad for gamma radiation or 0.4 mrad for beta radiation. These doses are projected based on the dose methodology discussed in Section 3.3.3 (gas) and 3.3.4 (iodine) and the average previous months' doses are used to project future doses.

The appropriate portions of the ventilation exhaust treatment system shall be used to reduce radioactive materials in gaseous releases when the projected doses averaged over 31 days, would not exceed 0.3 mrem to any organ (at nearest residence).

Dose due to gaseous release from the site shall be calculated at least once every 31 days.

3.3 Dose Methodology (Computer Calculation)

3.3.1 Instantaneous Dose Rates - Noble Gas Releases

When the instantaneous limit applies, the process radiation monitor response or release rate can be averaged over a one-hour time interval.

- 3.3.1.1 The equations developed in this section are used to meet the calculational requirements of paragraph 3.2.1. The magnitude of this pathway is the same for all age groups so there is no critical group. Based on an agreement with Consolidated Edison, IP3NPP utilizes 50% of the site release limit as measured in Ci/sec which translates to 55.4% of the applicable dose rate limit for noble gas releases.

Each unit has different dispersion factors due to their relative positions to the critical sector of the unrestricted area boundary. The conversion from dose rate to Ci/sec was determined with the use of a model which incorporates a finite cloud exposure correction. The methodology is discussed in Section 3.6.

A calculation showing the relationship between Ci/sec and dose rates from Units 2 and 3 is shown in Appendix 3-A. The equations for calculating the dose rate limitations are obtained from NUREG 0133 (Ref. 1, Section 5.2.1). Utilizing the above assumptions, these equations reduce to the following which are to be summed for each nuclide, i. (Note Section 3.1.6 allows use of higher release rates up to the maximum of the allowable maximum permissible discharge rate.)

$$\sum_i \left[(K_i) * \left(\frac{\bar{X}}{Q} \right) * (Q_i) \right] = 275 \text{ mrem/yr whole body}$$

$$\sum_i \left[(L_i + 1.1M_i) * \left(\frac{\bar{X}}{Q} \right) * (Q_i) \right] = 1,766 \text{ mrem/yr to the skin;}$$

Where:

- K_i = The total body dose factor due to gamma emissions for each identified noble gas radionuclide, in mrem/yr per $\mu\text{Ci}/\text{m}^3$ (finite cloud correction included).
- L_i = The skin dose factor due to gamma emissions for each identified noble gas radionuclide, in mrem/yr per $\mu\text{Ci}/\text{m}^3$ (finite cloud correction included).
- M_i = The air dose factor due to gamma emissions for each identified noble gas radionuclide, in mrad/yr per $\mu\text{Ci}/\text{m}^3$ (finite cloud correction included).
- N_i = The air dose factor due to beta emissions for each identified noble gas radionuclide, in mrad/yr per $\mu\text{Ci}/\text{m}^3$.
- Q_i = The release rate of radionuclides, i, in gaseous effluent for all release points in $\mu\text{Ci}/\text{sec}$.
- (\bar{X}/Q) = For all vent releases, the highest calculated annual averaged relative concentration for any area at the unrestricted area boundary ($4.85\text{E-}6 \text{ sec}/\text{m}^3$), in the SSW sector at 380 meters. (Note: SSW is critical IP3 sector for external gamma radiation exposure.)

The K_i , L_i , M_i , and N_i factors were obtained from Table B-1 of Regulatory Guide 1.109 and are included in this document as Tables 3-4, 3-5, 3-6, and 3-7 respectively. The K_i and M_i factors have a finite cloud correction factor included.

3.3.1.2 These equations can also be expressed in the following manner:

$$(\bar{K})(Q_t)(\bar{X}/\bar{Q}) = \text{mrem/yr dose to whole body}$$

$$(\bar{L} + 1.1\bar{M})(\bar{X}/\bar{Q})(Q_t) = \text{mrem/yr dose to skin}$$

Where:

Q_t = The release rate of all noble gases summed together in $\mu\text{Ci/sec}$, i.e., the sum of all Q_i .

$$\bar{K} = (1/Q_t) \sum_{i=1}^n (\bar{Q}_i)(K_i)$$

$$\bar{L} = (1/Q_t) \sum_{i=1}^n (\bar{Q}_i)(L_i)$$

$$\bar{M} = (1/Q_t) \sum_{i=1}^n (\bar{Q}_i)(M_i)$$

$$\bar{N} = (1/Q_t) \sum_{i=1}^n (\bar{Q}_i)(N_i)$$

The values of \bar{K} , \bar{L} , \bar{M} , and \bar{N} are listed in Table 3-8 for the unrestricted area boundary.

3.3.2 Instantaneous Dose Rates - I-131, Part w/>8 day $t_{1/2}$, and H-3

The equation developed in this section is used to meet the calculational requirements of Paragraph 2.4.1. The critical organ is considered to be the child thyroid as stated in Section 4.0 of the RECS. Based on a previous agreement with Consolidated Edison, IP3NPP utilizes 50% of the site release limit as measured in Ci/sec which translates to 67.2% of the applicable dose rate limit. This is a result of the different dispersion to the critical sector of the unrestricted area boundary. A calculation showing the relationship between Ci/sec released and dose rates from Units 2 and 3 is shown in Appendix 3-A. The equation for calculating the dose rate limitation is obtained from NUREG 0133 (Ref. 1, Section 5.2.1, Pg. 25). Utilizing the above assumptions, this equation reduces to the following:

$$\sum_i (P_i * (X/Q) * Q_i) \text{ must be less than } 1008 \text{ mrem/yr}$$

Where:

P_i = The dose parameter for radionuclides other than noble gases for the inhalation pathway in mrem/yr per $\mu\text{Ci/m}^3$. These parameters (calculated in Section 3.3.2.1) are calculated separately for each isotope, age group, and organ.

Part II

Q_i = The release rate of radionuclide 131 and particulates, i , in gaseous effluents for all release points in $\mu\text{Ci/sec}$.

$X/Q = 5.21\text{E-}6 \text{ sec/m}^3$. The annual average dispersion parameter for the inhalation pathway at the controlling location (350 meters SW) due to all vent releases (see Section 3.5).

3.3.2.1 Calculation of $P_i(\text{in})$: Inhalation Dose Factor

$$P_i(\text{inhalation}) = K' (\text{BR}) \text{DFA}_i (\text{mrem/yr per } \mu\text{Ci/m}^3)$$

Where:

K' = A constant of conversion, $10^6 \text{ pCi}/\mu\text{Ci}$

BR = The breathing rate of each age group as per 3.3.4.5.a (Table E-5 of Reg. Guide 1.109).

DFA_i = The inhalation dose factor for each age group, organ, and nuclide, in mrem/pCi . These values are taken from Reg Guide 1.109, Table E-7 through E-9 and are reproduced in Tables 3-1a through 3-1d.

3.3.3 Time Average Dose - Noble Gas Release

3.3.3.1 The equations in this section are used to meet the calculational requirements of Paragraphs 3.2.2 and 3.2.4. All releases at IP3NPP are assumed to be mixed mode unless indicated otherwise. The magnitude for this pathway is the same for all age groups so there is no critical group. Dispersion parameters are discussed in Section 3.5.

3.3.3.2 The equation for calculating the dose limitations are obtained from NUREG 0133 (Ref. 1, Section 5.3). The doses are evaluated at the unrestricted area boundary in the worst meteorological section (SSW sector at 380 meters). These equations reduce to the following (each equation is a summation over each i th radionuclide):

a. During any calendar quarter for gamma radiation:
 $(3.17 \times 10^{-8}) \sum_i [(X/Q) (Q_i) + (x/q) (q_i) + (x/q_{mt}) (q_{i_{mt}})]$,
must be less than or equal to 5 mrad.

During any calendar quarter for beta radiation:
 $(3.17 \times 10^{-8}) \sum_i [(X/Q) (Q_i) + (x/q) (q_i) + (x/q_{mt}) (q_{i_{mt}})]$,
must be less than or equal to 10 mrad.

b. During any calendar year:

$(3.17 \times 10^{-8}) \text{ Mi} [(X/Q) (Q_i) + (x/q) (q_i) + (x/q_{mt}) (q_{i_{mt}})],$
must be less than or equal to 10 mrad gamma.

$(3.17 \times 10^{-8}) \text{ Ni} [(X/Q) (Q_i) + (x/q) (q_i) + (x/q_{mt}) (q_{i_{mt}})],$
must be less than or equal to 20 mrad beta.

Where:

(X/Q) = The highest calculated annual average relative concentration for the unrestricted area boundary in the SSW sector at 380 meters for long term releases (greater than 500 hrs/yr or 150 hrs/qtr or as noted in 3.1.16) $4.85\text{E-}6 \text{ sec/m}^3$.

(x/q) = The relative concentration for the unrestricted area boundary for short term releases (equal to or less than 500 hrs/yr or 150 hrs/qtr and not random as defined in NUREG 0133, Section 3.3). This value is calculated as per Section 3.5.

(x/q_{mt}) = The relative concentration for the unrestricted area boundary for ground level releases from the monitor tank vents in the SW sector at 350 meters, $5\text{E-}5 \text{ sec/m}^3$.

Mi = The air dose factor due to gamma emission for each identified noble gas radionuclide in mrad/yr per $\mu\text{Ci/m}^3$.

Ni = The air dose factor due to beta emissions for each identified noble gas radionuclide in mrad/yr per $\mu\text{Ci/m}^3$.

$q_{i_{mt}}$ = The total releases of noble gas radionuclides in monitor tank vents in μCi . Releases shall be cumulative over the calendar quarter or years as appropriate.

q_i = The total release of noble gas radionuclides in gaseous effluents, i, for short term releases (equal to or less than 500 hrs/yr or 150 hrs/qtr and not random as defined in NUREG 0133, Section 3.3) from all vents, in μCi . Releases shall be cumulative over the calendar quarter or year as appropriate.

Q_i = The total release of noble gas radionuclides in gaseous effluents, i , for long term releases (greater than 500 hrs/yr or 150 hrs/qtr or as noted in 3.1.16) from all vents in μCi . Releases shall be cumulative over the calendar quarter or year as appropriate.

3.17×10^{-8} = The inverse of the number of seconds in a year.

The air dose factors M_i and N_i were obtained from Table B-1 of Regulatory Guide 1.109 and are listed in Table 3-6 and 3-7 respectively. The M air dose factors are finite cloud corrected.

3.3.4 Time Averaged Dose - Radioiodine 131, Part w/ $t_{1/2} > 8$ days, and Tritium

3.3.4.1 The equations in this section are used to meet the calculational requirements of Paragraphs 3.2.3 and 3.2.4.

3.3.4.2 The pathways considered in this analysis are inhalation, ground plane, vegetable ingestion, and milk ingestion. The meat ingestion pathway is not considered because of the high degree of commercial, industrial, and residential land usage in the area and the fact that this pathway was not indicated within ten miles of the plant. The inhalation, ground plane, and vegetation ingestion pathways only are assumed to exist at the nearest residence in the worst meteorological sector which is the SSW sector at 1525 meters. Since no real cow exists within 5 miles in the worst downwind sectors, all four (4) pathways will be considered at this secondary receptor.

3.3.4.3 The equations for calculating the dose limitations are obtained from NUREG 0133 (Ref. 1, Section 5.3). These equations reduce to the following :

During any calendar quarter:

$$(3.17 \text{ E } -08) * \sum_i (R_i(W Q_i + w q_i)) \text{ must be less than } 7.5 \text{ mrem}$$

During any calendar year:

$$(3.17 \text{ E } -08) * \sum_i (R_i(W Q_i + w q_i)) \text{ must be less than } 15 \text{ mrem}$$

Where:

Q_i = The plant releases of radioiodine 131 and radioactive materials in particulate form with half-lives greater than 8 days for long term releases as defined in Section 3.1.16, in μCi . Releases shall be cumulative over the calendar quarter or year, as appropriate.

q_i = The plant releases of radioiodine 131 and radioactive materials in particulate form with half-lives greater than 8 days for short term releases as defined in Section 3.1.16, in μCi . Releases shall be cumulative over the calendar quarter or year, as appropriate.

W = The dispersion or deposition parameter (based on meteorological data defined in Section 3.5) for estimating the dose to an individual at the controlling location for long term releases as defined in Section 3.1.16.

w = The vent dispersion or deposition parameter for estimating the dose to an individual at the controlling location for short term releases (as defined in Section 3.1.16) and calculated as in Section 3.5.

$3.17 \text{ E-}08$ = The inverse number of seconds in a year.

R_i = The dose factor for each identified pathway, organ, and radionuclide, i , in $\text{m}^2 \cdot \text{mrem/yr per } \mu\text{Ci/sec. or mrem/yr per } \mu\text{Ci/m}^3$. These dose factors are determined as described in Sections 3.3.4.5a-d.

3.3.4.4 Utilizing the assumptions contained in Section 3.3.4.3, these equations for the nearest resident and the secondary receptor, respectively, reduce to the following (each equation is a summation over each radionuclide, i):

$$\text{DN} = (3.17\text{E-}8) * [R_i (I) * [W_n (\text{in}) Q_i + w_n (\text{in}) q_i] + \\ (R_i (G) + R_i (V)) * [W_n (\text{dep}) Q_i + w_n (\text{dep}) q_i]]$$

$$\text{DS} = (3.17\text{E-}8) * [R_i (I) * [W_s (\text{in}) Q_i + w_s (\text{in}) q_i] + \\ (R_i (G) + R_i (c) + R_i (V)) * [W_s (\text{dep}) Q_i + w_s (\text{dep}) q_i]]$$

less than or equal to 7.5 mrem Quarterly

less than or equal to 15 mrem Annual

Where:

DN = total dose at the nearest residence

DS = total dose at the secondary receptor

Wn(in) = The highest calculated annual average dispersion parameter for the inhalation pathway for the nearest residence in the unrestricted area located in the SSW sector at 1525 meters, $8.96\text{E-}7 \text{ sec/m}^3$.

Wn(dep)= The highest calculated annual average deposition parameter for the nearest residence in the unrestricted area located in the South sector at 1280 meters, $6.14\text{E-}9 \text{ m}^{-2}$.

Ws(in) = The calculated annual average dispersion parameter for the inhalation pathway for the secondary receptor located in the highest downwind sectors at 5 miles, $7.22\text{E-}7 \text{ sec/m}^3$.

Ws(dep)= The highest calculated annual average deposition parameter for the secondary receptor located in the highest downwind sectors at 5 miles, $1.35\text{E-}9 \text{ m}^{-2}$.

NOTE: The subscript s refers to the secondary receptor and the subscript n refers to the nearest residence.

Ri (I): Inhalation pathway factor for each radionuclide, i.

Ri (G): Ground plane pathway factor for each radionuclide, i.

Ri (V): Vegetation pathway factor for each radionuclide, i.

Ri (C): Cow milk pathway factor for each radionuclide, i.

3.3.4.5 Calculation of Dose Factors

3.3.4.5.a Calculation of Ri (I) (X/Q) Inhalation Pathway Factor

$$Ri (I) (X/Q) = K'[(BR) a] [(DFAi) a](\text{mrem/yr per } \mu\text{Ci/m}^3)$$

Where:

K' = Constant of unit conversion, 10^6 pCi/ Ci

(BR) a = Breathing rate of the receptor of age group (a) in m^3/yr .

(DFAi) a = The maximum organ inhalation dose factor for the receptor of age group (a) for the ith radionuclide in mrem/pCi. The total body is considered as an organ in the selection of (DFAi)a.

Child and infant inhalation dose factors are generally more restrictive, however, doses from each age group are calculated separately. The (DFAi)a values are listed in Tables 3-1a through 3-1d. The Ri values for the inhalation pathway are listed in Table 3-10a through 3-10d.

Breathing rates: (from Regulatory Guide 1.109, Table E-5)

Infant = 1400 (m³/yr)

Child = 3700 (m³/yr)

Adult/Teen = 8000 (m³/yr)

3.3.4.5.b Calculation of Ri(G)(D/Q) Ground Plane Pathway Factor

$$Ri(G) \frac{D}{Q} = \frac{K' K'' (SF) (DFGi) (1e^{(-kit)}) m^2 \bullet mrem/yr}{Ki \mu Ci/sec}$$

Where:

K' = A constant of conversion, 10⁶ pCi/μCi.

K'' = A constant of conversion, 8760 hr/yr.

ki = Decay constant for the ith radionuclide sec⁻¹.

t = The exposure time, 4.73 x 10⁸ sec (15 years).

DFGi = The ground plane dose conversion factor for ith radionuclide (mrem/hr per pCi/m²).

SF = Shielding factor (dimensionless) = 0.7 (from Table E-15 of Regulatory Guide 1.109).

The values of DFGi were obtained from Table E-6 of Regulatory Guide 1.109 and are listed in Table 3-2. These values were used to calculate Ri(G), which is the same for all age groups and organs and is listed in Table 3-13.

3.3.4.5.c Calculation of Ri(c)(D/Q) - Grass-Cow-Milk Pathway Factor

$$Ri(c) (D/Q) = \frac{K(QF)(Uap)(Fm)(r)(DFLi)a}{ki + kw} * \left\langle \left[\frac{fpfs}{Yp} + \frac{1 - fpfs}{Ys} \right] * e^{(-kit)} \right\rangle * e^{(-kitf)} * e^{(-kitf)}$$

Where:

- $K' =$ Constant of conversion, 10^6 pCi/ μ Ci
 $QF =$ Cow's consumption rate in kg/day (wet weight)
 $U_{ap} =$ Receptor's milk consumption rate for age (a) in liters/yr.
 $Y_p =$ Agricultural productivity by unit area of pasture grass in kg/m².
 $Y_s =$ Agricultural productivity by unit area of stored feed in kg/m².
 $F_m =$ Stable element transfer coefficients in days/liters, Table 2-2.
 $r =$ Fraction of deposited activity retained on cow's feed grass.
 $(DFLi)_a =$ The maximum organ ingestion dose for the radionuclide, I, for the receptor in age group (a) in mrem/pCi. Values are from Tables E-11 through E-14 of Regulatory Guide 1.109 and are listed in Tables 3-3a through 3-3d.
 $k_i =$ Decay constant for the radionuclide in sec⁻¹.
 $k_w =$ Decay constant for removal of activity on leaf and plant surfaces by weathering, $5.73E-7$ sec⁻¹ (corresponding to a 14 day half-life).
 $t_f =$ The transport time from pasture, to cow, to milk, to receptor in sec.
 $t_h =$ The transport time from pasture, to harvest, to cow, to milk, to receptor, in sec.
 $f_p =$ Fraction of the year that the cow is on pasture.
 $f_s =$ Fraction of the cow feed that is pasture grass while the cow is on pasture.

Note: The values of R_i (c) are listed in Table 3-12.

The concentration of Tritium in milk is based on the airborne concentration rather than the deposition. Therefore, the R_i (c) is based on X/Q :

$$R_i(c) (X/Q) = K'K'' (F_m) (QF) (U_{ap}) (DFLi)_a 0.75 (0.5/H) (\text{mrem/yr per } \mu\text{Ci/m}^3)$$

Where:

- $K'' =$ A constant of unit conversion, 10^3 m/kg;
 $H =$ Absolute humidity of the atmosphere in gm/m³;

0.75 = The fraction of total feed that is water;

0.5 = The ratio of the specific activity of the feed grass water to the atmospheric water;

Other parameters and values are given above. The value of H may be considered as 8 grams/meter³ (NUREG 0133, PAGE 27) in lieu of site specific information.

Ri(c) Parameters Are Taken From The Following Sources:

PARAMETER	VALUE	TABLE R.G. 1.109
r (dimensionless)	1.0 for radioiodine	E-15
	0.2 for particulates	E-15
Fm (days/liter)	Each stable element	E-1
Uap (liters/year) - infant	330	E-5
- child	330	E-5
- teen	400	E-5
- adult	310	E-5
(Dfli) a (mrem/pCi)	Each radionuclide	E-11 to E-14
Yp (kg/m ²)	0.7	E-15
Ys (kg/m ²)	2.0	E-15
tf (seconds)	1.73E5 (2 days)	E-15
th (seconds)	7.78E6 (90 days)	E-15
Qf (kg/day)	50	E-15
fs	Assumed to be unity	
fp	Assumed to be unity	

Stable Element Transfer data is listed in Table 3-2 (Regulatory Guide 1.109, Table E-1). The (DFLi)a values for 4 age groups are given in Tables 3-3a through 3-3d.

3.3.4.5.d Calculation of Ri(V)(D/Q) - Vegetation Pathway Factor

$$Ri(V)\left(\frac{D}{Q}\right) = \frac{K'(r)}{Y_v(ki + kw)} * (DFLi)a * [(UaL)fL * e^{(-kih)} + (UaS)fg * e^{(-kih)}]$$

Where:

K' = Constant of conversion, 10^6 pCi/ μ Ci

UaL = Consumption rate of fresh leafy vegetation by the receptor in age group (a) in kg/yr.

UaS = Consumption rate of non-leafy vegetables by the receptor in age group (a) in kg/yr.

fL = The fraction of the annual intake of leafy vegetation grown locally.

fg = The fraction of the annual intake of non-leafy vegetation grown locally.

tL = The average time between harvest of leafy vegetation and its consumption in seconds.

th = The average time between harvest of stored vegetation and its consumption in seconds.

Y_v = The vegetation area density in kg/m².

All other factors are defined in the Calculation of Grass-Cow-Milk Pathway Factor Section 3.3.4.5.c of this manual.

The concentration of Tritium in vegetation is based on the airborne concentration rather than the deposition. Therefore, the $Ri(V)$ is based on X/Q :

$$(RiV)(X/Q) = K'K''[(UaL)fL + (UaS)fg](DFLi)a (0.75)(0.5/H) \text{ (mrem/yr per } \mu\text{Ci/m}^3\text{)}$$

Where all terms are defined in this section or in the grass-cow-milk pathway calculation section of this manual. $(DFLi)a$ for each age group is given in Tables 3-3a through 3-3d. $Ri(V)$ values are listed in Table 3-11a through 3-11d.

Ri(V) Parameters Are From The Following Sources:

PARAMETER	VALUE	TABLE R.G. 1.109
r (dimensionless)	1.0 for radioiodines	E-15
	0.2 for particulates	
(DFLi) a (mrem/pCi)	Each radionuclide	E-11 to E-14
UaL (kg/yr) - infant	0	E-5
- child	26	E-5
- teen	42	E-5
- adult	64	E-5
UaS (kg/yr) - infant	0	E-5
- child	520	E-5
- teen	630	E-5
- adult	520	E-5
fL (dimensionless)	1.0	E-15
fg (dimensionless)	0.76	E-15
tL (seconds)	8.6E4 (1 day)	E-15
th (seconds)	5.18E6 (60 days)	E-15
Yv (kg/m ²)	2.0	E-15

3.4 Backup Simplified Dose Methodology

The dose calculation procedures described in this section are provided for use as a backup whenever the primary computer methodology cannot be followed.

3.4.1 Instantaneous Dose Rates - Noble Gas Releases

When the instantaneous limit applies, the process radiation monitor response or release rate can be averaged over a one-hour time interval.

3.4.1.1 This section describes the alternative calculational methods to meet the requirements of Paragraph 3.2.1. These methods provide calculational results as per section 3.3.1.

3.4.1.2 To determine an acceptable noble gas instantaneous release rate in $\mu\text{Ci/sec}$, a standard isotopic mixture of noble gases may be assumed. This isotopic mixture was measured for a mixture of isotopes typical of reactor coolant with exposed fuel. This requirement is evaluated at the worst sector of the unrestricted area boundary. Based on this isotopic mixture, standard K_s , L_s , M_s , and N_s (lower case s denotes a weighted sum, see Table 3-8) can be determined using the technique presented in paragraph 3.3.1.2 and K_i , L_i , M_i , and N_i values from Tables 3.4-7. The data and results of this calculation are shown in Table 3-8.

3.4.1.3 The isotopic mixture chosen was obtained from a reactor coolant sample during an operating period with exposed fuel. Table 3-8 contains the mixture data and the fractional relative abundance of each isotope. These standard factors can be used with the equations and limits presented in Section 3.3.1.

3.4.1.4 Utilizing the equations from Paragraph 3.4.1.3 and the values from Table 3-8, maximum release limits for all noble gases in $\mu\text{Ci/sec}$ can be calculated as follows:

Maximum instantaneous release rates:

$$Q_t = \frac{275}{K_s(X/Q)} = \frac{275}{(1.49E+3)(4.85E-6)} = 3.81E+4 \frac{\mu\text{Ci}}{\text{sec}} (\text{Whole Body})$$

$$Q_t = \frac{1766}{(L_s + 1.1M_s)(X/Q)} = \frac{1766}{(3.16E+3)(4.85E-6)} = 1.15E+5 \frac{\mu\text{Ci}}{\text{sec}} (\text{Skin})$$

3.4.1.5 For individual release rate determinations, alternate computer codes and/or a Hand Calculation Template serve as back up methodologies should the primary computer method be inoperable. These methods comply with calculations in Section 3.3.1.

3.4.2 Instantaneous Dose Rates-I-131, Particulates w/ $t_{1/2} > 8$ days, & H-3

- 3.4.2.1 This section describes the alternative calculational method to meet the requirements of Paragraph 3.2.1. The purposes of this method is to provide backup calculational techniques, both computer aided and hand calculated, which approximate section 3.3.2.
- 3.4.2.2 To determine an acceptable iodine and particulate release rate, it is assumed that the limit on these releases shall be met if the total noble gas concentration in the VC is at least a factor of 20,000 more than the concentration of radioiodine and long lived particulates or VC iodines and long lived particulates are less than $1\text{E-}7 \mu\text{Ci/cc}$. This has historically been the case and this assures that the noble gas activity will be limiting.
- 3.4.2.3 Backup instantaneous dose rate calculations can be performed with an alternate computer code or by formatted hand calculations. These methods are identical to section 3.3.2.

3.4.3 Time Averaged Dose - Noble Gas Releases

- 3.4.3.1 This section describes alternative methods of meeting the requirements of Paragraphs 3.2.2 and 3.2.4, and the alternative methods of implementing the calculation techniques presented in Section 3.3.3.
- 3.4.3.2 The values of \bar{K}_i , \bar{L}_i , \bar{M}_i , and \bar{N}_i for the Plant Vent (PV) mixed mode releases and the Monitor Tank (MT) ground plane releases are determined for each release using the dispersion parameter for the site boundary in the worst sector. The calculations are as follows:

$$PV\bar{K}_i = (K_i) * (X/Q)PV \text{ and } MTK_i = (\bar{K}_i) * (X/Q)MT$$

$$PV\bar{L}_i = (L_i) * (X/Q)PV \text{ and } MTL_i = (\bar{L}_i) * (X/Q)MT$$

$$PV\bar{M}_i = (M_i) * (X/Q)PV \text{ and } MTM_i = (\bar{M}_i) * (X/Q)MT$$

$$PV\bar{N}_i = (N_i) * (X/Q)MT \text{ and } MTN_i = (\bar{N}_i) * (X/Q)MT$$

Where:

K_i = The total body dose factor due to gamma emissions for each identified noble gas radionuclide in mrem/yr per $\mu\text{Ci/m}^3$ (finite cloud correction used).

L_i = The skin dose factor due to gamma emissions for each identified noble gas radionuclide in mrem/yr per $\mu\text{Ci/m}^3$.

M_i = The air dose factor due to gamma emissions for each identified noble gas radionuclide in mrem/yr per $\mu\text{Ci/m}^3$ (finite cloud correction used).

N_i = The air dose factor due to beta emissions for each identified noble gas radionuclide in mrad/yr per $\mu\text{Ci}/\text{m}^3$.

$(X/Q)_{PV}$ = The highest calculated annual average dispersion parameter for the noble gas pathway at the unrestricted area boundary, $4.85\text{E-}6 \text{ sec}/\text{m}^3$ and applicable to plant vent mixed mode releases.

$(X/Q)_{MT}$ = The highest calculated annual average X/Q for ground level monitor tank noble gas release pathway, $5.00\text{E-}5 \text{ sec}/\text{m}^3$.

3.4.3.3 Determine weighted average dose factors as follows:

All values of \bar{K}_i , \bar{L}_i , \bar{M}_i , and \bar{N}_i are shown in Table 3-4 through 3-7 for the unrestricted area boundary.

Each of the following expressions is summed over all the nuclides:

$$PV \text{ Kt} = \sum [\bar{K}_i * (C_i / C_t)]$$

$$PV \text{ Lt} = \sum [\bar{L}_i * (C_i / C_t)]$$

$$PV \text{ Mt} = \sum [\bar{M}_i * (C_i / C_t)]$$

$$PV \text{ Nt} = \sum [\bar{N}_i * (C_i / C_t)]$$

For the monitor tank pathway MT Kt, MT Lt, MT Mt, and MT Nt are calculated in the same way as for plant vent (PV) releases above, except that C_i and C_t apply to gaseous activity for the monitor tank pathway.

Where:

C_i = Concentration of isotope i ($\mu\text{Ci}/\text{cc}$) in analysis, t (for either PV or MT pathway)

C_t = Concentration of all noble gas isotopes ($\mu\text{Ci}/\text{cc}$) for a specific analysis, (for either the PV or MT pathway)

These calculations can be performed by hand (via formatted procedure) or by using alternate computer codes to compute all or part of the entire dose calculation.

3.4.3.4 Calculate resultant doses and compare with limits as per 3.3.3. The sum of all releases in a calendar quarter or calendar year should be compared to the limits of Section 3.2.2 and 3.2.4 as appropriate for gamma air dose and beta air dose.

3.4.4 Time Averaged Dose-Iodine 131 and Particulates w/1½ days& H-3

3.4.4.1 This section describes the alternate methods of meeting the requirements of Paragraphs 3.2.3 and 3.2.4 and of implementing the calculational techniques presented in Section 3.3.4.

3.4.4.2 If the primary computer method is inoperable, dose calculations can be performed by:

- a) an alternate computer code which complies with Section 3.3.4, using all identified Iodine and Particulate isotopes;

- or -

- b) hand calculations (via a formalized departmental procedure) which comply with Section 3.3.4.

3.4.4.3 Sum the Iodine, Particulate, and Tritium dose contributions and compare quarterly and annual totals to the limits described in Section 3.2.3.

3.5 Calculation of Meteorological Dispersion Factors

3.5.1 For the purpose of these calculations, the site boundary was taken to be the unrestricted area boundary. The distances to the site boundary, as measured from the plant vent on top of the IP3NPP primary containment, are shown in Table 3-9 for each of the 16 major compass sectors. The distances to the nearest residence in each of these sectors is also shown on this table. In the sectors where the Hudson River is the site boundary, the opposite shore is assumed as the boundary of the unrestricted area. This is based on the definition of unrestricted area in NUREG 0133 (Ref. 1, Section 2.2, Page 6) which states that the unrestricted area boundary does not include areas over bodies of water. The nearest opposite shore distance is five times that of the closest land restricted area boundary. Therefore, these locations are unimportant when evaluating the maximum unrestricted area boundary concentrations.

3.5.2 The atmospheric transport and diffusion model used in the evaluation of dispersion and deposition factors is the sector-average straight-line model in Regulatory Guide 1.111 (Ref. 15) for mixed-mode releases with plume-rise effects, downwash, and building-wake correction. The analyses were carried out using the AEOLUS-3 computer code (Ref. 16) and are documented in detail in Ref. 17. Use was made of 10-years' worth of hourly meteorological data collected on site during the period 1981 through 1990 in accordance with the accuracy requirements of Regulatory Guide 1.23 (Ref. 18); the data recovery index for that period was in excess of 99%. Comparison of the new meteorological data with previous data shows no difference in the overall dispersion conditions at the site. In the analyses, wind-speed coefficients in Regulatory Guide 1.111 were used to extrapolate the measured wind speeds to the height of the main vent (on top of the primary containment). Also, the regulatory plume entrainment model was used to determine plume partitioning between ground-level and elevated releases, and no credit was taken for decay and depletion in transit. Recirculation effects were accounted for by confining in-valley flows within the valley out to a distance of 10 miles (up or down the valley) and allowing a portion of them to return to the site without additional dilution.

3.5.3 To meet the calculational requirements of Paragraphs 3.2.1, 3.2.2, and 3.2.4 the annual average dispersion factors were calculated for each compass sector at the site unrestricted area boundary. The most restrictive X/Q was determined to be $5.2E-06$ s/m; in the SW sector at 350 meters for inhalation and the SSW sector at 380 meters with an X/Q of $4.85E-6$ s/m; for external gamma radiation. The distances to the site boundary in each sector are listed in Table 3-9.

For the monitor tank release pathway, ground level X/Q values were assessed using the same data base as discussed in Section 3.5.2. The most restrictive X/Q was determined to be in the SW sector at 350m with a value of $5.00E-5$ sec/m; (concentration X/Q per Ref. 21).

3.5.4 To meet the calculational requirements of Paragraph 3.2.3 iodines and particulates, the annual average deposition and dispersion parameters were calculated for the nearest residence in each of the compass sectors. Distance to the nearest residence in each sector are listed in Table 3-9. Because no real dairy exists within 5 miles of the power plant, a hypothetical cow was placed in the worst meteorological sector at 5 miles. Dispersion and deposition parameters for both locations were calculated using the models and data described in Sec. 3.5.2 above and are as follows:

$Wn(in) =$ The highest calculated annual average dispersion parameters for the inhalation pathway for the nearest residence in the unrestricted area located in the SSW sector at 1526 meters, $8.96E-7$ sec/m;.

Wn(dep)= The highest calculated annual average deposition parameters for the ground plane and vegetation pathways for the nearest residence in the unrestricted area located in the S sector at 1279 meters, $6.14\text{E-}9 \text{ m}^{-2}$. For Tritium in the vegetation pathway Wn(in) is used.

Ws(in) = The calculated annual average dispersion factor for the inhalation pathway for the secondary receptor occurs in the downwind sectors at 5 miles, $7.22\text{E-}7 \text{ sec/m}^3$.

Ws(dep)= The highest calculated annual average deposition factor for the cow-milk vegetation, and ground plane pathways for the secondary receptor occurs in the downwind sectors at 5 miles, $1.35\text{E-}9 \text{ m}^{-2}$. For Tritium in the cow-milk and vegetation pathways Ws(in) is used.

NOTE: For the monitor tank pathway, iodines and particulates are effectively removed by demineralization, therefore dispersion parameters are not needed for nearest residence or at 5 miles.

- 3.5.5 To meet the calculational requirements of Paragraphs 3.2.2, 3.2.3 and 3.2.4 and the calculation methodologies described in Sections 3.3.4 and 3.3.3 short term release dispersion and deposition factors may need to be calculated. For this document short term release dispersion and deposition factors are determined from the long term annual average parameters. The method utilized is that presented by Sagendorf in NUREG 0324 (Ref. 5) as recommended by NUREG 0133 (Ref. 5, Section 3.3, Page 8), and makes use of a factor (F) developed for a particular compass sector and distance which is simply multiplied by the annual average dispersion or deposition parameter for the same sector and distance to develop the corresponding short-term parameter. This factor is defined as:

$$F = [\text{NTOTAL}/8760]^m$$

Where:

F = The non-dimensional correction factor used to convert annual average dispersion or deposition factors to short term dispersion or deposition factors.

NTOTAL = The total duration of a short-term release (or releases) in hours, during a chosen reporting period.

8760 = The total number of hours in a year.

ANMX = The calculated annual average dispersion (sec/m^3) or deposition (m^{-2}) factor for the compass sector and distance of interest.

F15MX = The short term dispersion (sec/m^3) or deposition (m^{-2}) factor for the compass sector and distance of interest. This is the 15th percentile value such that worse weather conditions can only exist 15% of the time and better weather conditions 85% of the time.

$$m = \frac{\log(ANMX / F15MX)}{\log(8760)}$$

The atmospheric transport and diffusion model used in the evaluation of short-term dispersion and deposition parameters (F15MX) is the Gaussian plume-centerline model in Regulatory Guide 1.145 (Ref. 19), adapted for mixed-mode releases with plume-rise effects, downwash, building-wake correction and plume meander considerations. As was the case with the annual average parameters, the analyses were carried out using the AEOLUS-3 computer code (Ref. 16) and the 10-year hourly meteorological data base; they are documented in detail in Reference 17.

Note that, in line with the guidance in NUREG-0133 (Ref. 1, Sec. 5.3.1, page 29), short-term releases (equal to or less than 500 hours per year) are considered to be cumulative over the calendar quarter or year, as appropriate. However, from Sec. 3.1.16 of the ODCM, and in line with Sec. 3.3, page 8 of NUREG-0133, gas-decay tank releases and containment purges have been determined to be sufficiently random so as to permit use of the long-term dispersion and deposition parameters for assessment of their radiological impact.

- 3.5.6 The short term 15th percentile dispersion or deposition factor for use in the equation of the preceding paragraphs and the simplified F factor equation are as follows:

- a) Site Boundary Noble Gas:

$$F15MX (380\text{m, SSW, inhalation}) = 9.67\text{E-}5 \text{ sm}^{-3}$$

$$ANMX (380\text{m, SSW, inhalation}) = 4.85\text{E-}6 \text{ sm}^{-3}$$

$$F = [NTOTAL/8760]^m; m = \frac{\log(4.85\text{E-}6 / 9.67\text{E-}5)}{\log(8760)} = -0.330$$

$$F = [NTOTAL/8760]^{-0.330}$$

- b) Nearest Residence Inhalation:

$$F15MX (730\text{m, E, inhalation}) = 3.00\text{E-}5 \text{ sm}^{-3}$$

$$ANMX (1526\text{m, SSW, inhalation}) = 8.96\text{E-}7 \text{ sm}^{-3}$$

$$F = [NTOTAL/8760]^m; m = \frac{\log(8.96\text{E-}7 / 3.00\text{E-}5)}{\log(8760)} = -0.387$$

$$F = [NTOTAL/8760]^{-0.387}$$

c) Nearest Residence Deposition:

$$F15MX (730m, E, Dep.) = 2.61E-7 \text{ sm}^{-2}$$

$$ANMX (1280m, S, Dep.) = 6.14E-9 \text{ sm}^{-3}$$

$$F = [NTOTAL/8760]^m; m = \frac{\log(6.14E-9/2.61E-7)}{\log(8760)} = -0.413$$

$$F = [NTOTAL/8760]^{-0.413}$$

d) 5 Mile Inhalation:

$$F15MX (5 \text{ mi, Down Valley Sectors, inhal.}) = 6.19E-6 \text{ sm}^{-3}$$

$$ANMX (5 \text{ mi, Down Valley Sectors, inhal.}) = 7.22E-7 \text{ sm}^{-3}$$

$$F = [NTOTAL/8760]^m; m = \frac{\log(7.22E-7/6.19E-6)}{\log(8760)} = -0.247$$

$$F = [NTOTAL/8760]^{-0.247}$$

e) 5 Mile Deposition:

$$F15MX (5 \text{ mi, Down Valley Sectors, inhal.}) = 9.50E-9 \text{ sm}^{-2}$$

$$ANMX (5 \text{ mi, Down Valley Sectors, inhal.}) = 1.35E-9 \text{ sm}^{-2}$$

$$F = [NTOTAL/8760]^m; m = \frac{\log(1.35E-9/9.50E-9)}{\log(8760)} = -0.215$$

$$F = [NTOTAL/8760]^{-0.215}$$

3.6 Justification for and Use of Finite Cloud Assumption for Assessing Site Boundary Dose

Two models are currently available for the computation of doses from external gamma radiation:

- a) The semi-infinite cloud model, which is conservatively applicable only for ground-level releases assumes ground level airborne concentrations are the same throughout a cloud that is large in extent relative to the photon path lengths in air.
- b) The finite-cloud model, which takes into consideration the actual plume dimensions and the elevation above the receptor.

The semi-infinite cloud model (which is normally used in a variety of applications because of its simplicity) has two drawbacks:

It could be overly conservative for receptors close to the release point (particularly for ground-level releases under stable conditions with limited plume dispersion) due to the basis that the high concentration at the receptor is assumed to exist everywhere, and

It is not suitable for elevated releases since gamma radiation emanating from the radioactive cloud could still reach a receptor on the ground even though the plume is still aloft (i.e., even though the concentration at ground level is equal to zero).

For practical applications, it is possible to define isotope-dependent finite-cloud correction factors to express the difference in external radiation exposures between a finite cloud (which may be either at ground level or elevated) and a semi-finite cloud. Physically speaking, when such a correction factor is applied to the calculated ground-level concentration resulting from a given plume, it will define the equivalent concentration in a semi-infinite cloud which would yield the same external exposure as the finite cloud. Such a correction factor is a function of both the airborne radionuclide energy and of plume dispersion under the prevailing conditions. At distant receptors, where the plume dimensions reach limiting conditions, such correction factors reduce to unity.

The AEOLUS-3 code (which was used for the determination of the annual average dispersion and deposition parameters listed above), also has the capability of providing a basis for computation of isotope-specific finite-cloud correction factors based on the models in "Meteorology and Atomic Energy" (Ref. 20, Sec. 7.5.2). The code was used (along with the mixed-mode release option and the 10-year hourly meteorological data base) for the determination of the correction factors as would be applicable at the IP3 site boundary.

Note that the correction factors can be viewed as adjustment factors to the dose conversion factors in Regulatory Guide 1.109 (Ref. 3) for immersion in semi-infinite clouds. The nuclide specific correction factors and adjusted dose factors are presented in Tables 3.4 and 3.6 for the IP3 site boundary.

For the monitor tank pathway (ground release concentration X/Q), use of the finite cloud corrected data presented in tables 3-4 and 3-6 will provide a conservative result. The conservatism is due to the indicated correction factors for the mixed mode case yielding larger correction factors per nuclide. However, in the event that a ground level specific finite cloud correction factor is desired (which will yield lower calculated doses) the Xe-133 gamma X/Q value may be used as described in Reference 21.

Table 3-1a

ADULT INHALATION DOSE FACTORS

(mrem per pCi inhaled)

Isotope	BONE	LIVER	TOT BODY	THYROID	KIDNEY	LUNG	GILLI
H-3	0.00E+00	1.58E-07	1.58E-07	1.58E-07	1.58E-07	1.58E-07	1.58E-07
Be-7	0.00E+00	0.00E+00	0.00E+00	0.00E+00	0.00E+00	0.00E+00	0.00E+00
Na-24	1.28E-06	1.28E-06	1.28E-06	1.28E-06	1.28E-06	1.28E-06	1.28E-06
P-32	1.65E-04	9.64E-06	6.26E-06	0.00E+00	0.00E+00	0.00E+00	1.08E-05
Cr-51	0.00E+00	0.00E+00	1.25E-08	7.44E-09	2.85E-09	1.80E-06	4.15E-07
Mn-54	0.00E+00	4.95E-06	7.87E-07	0.00E+00	1.23E-06	1.75E-04	9.67E-06
Mn-56	0.00E+00	1.55E-10	2.29E-11	0.00E+00	1.63E-10	1.18E-06	2.53E-06
Fe-55	3.07E-06	2.12E-06	4.93E-07	0.00E+00	0.00E+00	9.01E-06	7.54E-07
Fe-59	1.47E-06	3.47E-06	1.32E-06	0.00E+00	0.00E+00	1.27E-04	2.35E-05
Co-58	0.00E+00	1.98E-07	2.59E-07	0.00E+00	0.00E+00	1.16E-04	1.33E-05
Co-60	0.00E+00	1.44E-06	1.85E-06	0.00E+00	0.00E+00	7.46E-04	3.56E-05
Ni-63	5.40E-05	3.93E-06	1.81E-06	0.00E+00	0.00E+00	2.23E-05	1.67E-06
Ni-65	1.92E-10	2.62E-11	1.14E-11	0.00E+00	0.00E+00	7.00E-07	1.54E-06
Cu-64	0.00E+00	1.83E-10	7.69E-11	0.00E+00	5.78E-10	8.48E-07	6.12E-06
Zn-65	4.05E-06	1.29E-05	5.82E-06	0.00E+00	8.62E-06	1.08E-04	6.68E-06
Zn-69	4.23E-12	8.14E-12	5.65E-13	0.00E+00	5.27E-12	1.15E-07	2.04E-09
Br-83	0.00E+00	0.00E+00	3.01E-08	0.00E+00	0.00E+00	0.00E+00	2.90E-08
Br-84	0.00E+00	0.00E+00	3.91E-08	0.00E+00	0.00E+00	0.00E+00	2.05E-13
Br-85	0.00E+00	0.00E+00	1.60E-09	0.00E+00	0.00E+00	0.00E+00	0.00E+00
Rb-86	0.00E+00	1.69E-05	7.37E-06	0.00E+00	0.00E+00	0.00E+00	2.08E-06
Rb-88	0.00E+00	4.84E-08	2.41E-08	0.00E+00	0.00E+00	0.00E+00	4.18E-19
Rb-89	0.00E+00	3.20E-08	2.12E-08	0.00E+00	0.00E+00	0.00E+00	1.16E-21
Sr-89	3.80E-05	0.00E+00	1.09E-06	0.00E+00	0.00E+00	1.75E-04	4.37E-05
Sr-90	1.24E-02	0.00E+00	7.62E-04	0.00E+00	0.00E+00	1.20E-03	9.02E-05
Sr-91	7.74E-09	0.00E+00	3.13E-10	0.00E+00	0.00E+00	4.56E-06	2.39E-05
Sr-92	8.43E-10	0.00E+00	3.64E-11	0.00E+00	0.00E+00	2.06E-06	5.38E-06
Y-90	2.61E-07	0.00E+00	7.01E-09	0.00E+00	0.00E+00	2.12E-05	6.32E-05
Y-91m	3.26E-11	0.00E+00	1.27E-12	0.00E+00	0.00E+00	2.40E-07	1.66E-10
Y-91	5.78E-05	0.00E+00	1.55E-06	0.00E+00	0.00E+00	2.13E-04	4.81E-05
Y-92	1.29E-09	0.00E+00	3.77E-11	0.00E+00	0.00E+00	1.96E-06	9.19E-06
Y-93	1.18E-08	0.00E+00	3.26E-10	0.00E+00	0.00E+00	6.06E-06	5.27E-05
Zr-95	1.34E-05	4.30E-06	2.91E-06	0.00E+00	6.77E-06	2.21E-04	1.88E-05
Zr-97	1.21E-08	2.45E-09	1.13E-09	0.00E+00	3.71E-09	9.84E-06	6.54E-05
Nb-95	1.76E-06	9.77E-07	5.26E-07	0.00E+00	9.67E-07	6.31E-05	1.30E-05
Mo-99	0.00E+00	1.51E-08	2.87E-09	0.00E+00	3.64E-08	1.14E-05	3.10E-05
Tc-99m	1.29E-13	3.64E-13	4.63E-12	0.00E+00	5.52E-12	9.55E-08	5.20E-07
Tc-101	5.22E-15	7.52E-15	7.38E-14	0.00E+00	1.35E-13	4.99E-08	1.36E-21
Ru-103	1.91E-07	0.00E+00	8.23E-08	0.00E+00	7.29E-07	6.31E-05	1.38E-05
Ru-105	9.88E-11	0.00E+00	3.89E-11	0.00E+00	1.27E-10	1.37E-06	6.02E-06
Ru-106	8.64E-06	0.00E+00	1.09E-06	0.00E+00	1.67E-05	1.17E-03	1.14E-04
Ag-110m	1.35E-06	1.25E-06	7.43E-07	0.00E+00	2.46E-06	5.79E-04	3.78E-05
Sb-122	0.00E+00	0.00E+00	0.00E+00	0.00E+00	0.00E+00	0.00E+00	0.00E+00
Sb-124	3.90E-06	7.36E-08	1.55E-06	9.44E-09	0.00E+00	3.10E-04	5.08E-05
Sb-125	6.67E-06	7.44E-08	1.58E-06	6.75E-09	0.00E+00	2.18E-04	1.26E-05

Table 3-1a
ADULT INHALATION DOSE FACTORS

(mrem per pCi inhaled)

Isotope	BONE	LIVER	TOT BODY	THYROID	KIDNEY	LUNG	GILLI
Te-125m	4.27E-07	1.98E-07	5.84E-08	1.31E-07	1.55E-06	3.92E-05	8.83E-06
Te-127m	1.58E-06	7.21E-07	1.96E-07	4.11E-07	5.72E-06	1.20E-04	1.87E-05
Te-127	1.75E-10	8.03E-11	3.87E-11	1.32E-10	6.37E-10	8.14E-07	7.17E-06
Te-129m	1.22E-06	5.84E-07	1.98E-07	4.30E-07	4.57E-06	1.45E-04	4.79E-05
Te-129	6.22E-12	2.99E-12	1.55E-12	4.87E-12	2.34E-11	2.42E-07	1.96E-08
Te-131m	8.74E-09	5.45E-09	3.63E-09	6.88E-09	3.86E-08	1.82E-05	6.95E-05
Te-131	1.39E-12	7.44E-13	4.49E-13	1.17E-12	5.46E-12	1.74E-07	2.30E-09
Te-132	3.25E-08	2.69E-08	2.02E-08	2.37E-08	1.82E-07	3.60E-05	6.37E-05
I-130	5.72E-07	1.68E-06	6.60E-07	1.42E-04	2.61E-06	0.00E+00	9.61E-07
I-131	3.15E-06	4.47E-06	2.56E-06	1.49E-03	7.66E-06	0.00E+00	7.85E-07
I-132	1.45E-07	4.07E-07	1.45E-07	1.43E-05	6.48E-07	0.00E+00	5.08E-08
I-133	1.08E-06	1.85E-06	5.65E-07	2.69E-04	3.23E-06	0.00E+00	1.11E-06
I-134	8.05E-08	2.16E-07	7.69E-08	3.73E-06	3.44E-07	0.00E+00	1.26E-10
I-135	3.35E-07	8.73E-07	3.21E-07	5.60E-05	1.39E-06	0.00E+00	6.56E-07
Cs-134	4.66E-05	1.06E-04	9.10E-05	0.00E+00	3.59E-05	1.22E-05	1.30E-06
Cs-136	4.88E-06	1.83E-05	1.38E-05	0.00E+00	1.07E-05	1.50E-06	1.46E-06
Cs-137	5.98E-05	7.76E-05	5.35E-05	0.00E+00	2.78E-05	9.40E-06	1.05E-06
Cs-138	4.14E-08	7.76E-08	4.05E-08	0.00E+00	6.00E-08	6.07E-09	2.33E-13
Ba-139	1.17E-10	8.32E-14	3.42E-12	0.00E+00	7.78E-14	4.70E-07	1.12E-07
Ba-140	4.88E-06	6.13E-09	3.21E-07	0.00E+00	2.09E-09	1.59E-04	2.73E-05
Ba-141	1.25E-11	9.41E-15	4.20E-13	0.00E+00	8.75E-15	2.42E-07	1.45E-17
Ba-142	3.29E-12	3.38E-15	2.07E-13	0.00E+00	2.86E-15	1.49E-07	1.96E-26
La-140	4.30E-08	2.17E-08	5.73E-09	0.00E+00	0.00E+00	1.70E-05	5.73E-05
La-142	8.54E-11	3.88E-11	9.65E-12	0.00E+00	0.00E+00	7.91E-07	2.64E-07
Ce-141	2.49E-06	1.69E-06	1.91E-07	0.00E+00	7.83E-07	4.52E-05	1.50E-05
Ce-143	2.33E-08	1.72E-08	1.91E-09	0.00E+00	7.60E-09	9.97E-06	2.83E-05
Ce-144	4.29E-04	1.79E-04	2.30E-05	0.00E+00	1.06E-04	9.72E-04	1.02E-04
Pr-143	1.17E-06	4.69E-07	5.80E-08	0.00E+00	2.70E-07	3.51E-05	2.50E-05
Pr-144	3.76E-12	1.56E-12	1.91E-13	0.00E+00	8.81E-13	1.27E-07	2.69E-18
Nd-147	6.59E-07	7.62E-07	4.56E-08	0.00E+00	4.45E-07	2.76E-05	2.16E-05
W-187	1.06E-09	8.85E-10	3.10E-10	0.00E+00	0.00E+00	3.63E-06	1.94E-05
Np-239	2.87E-08	2.82E-09	1.55E-09	0.00E+00	8.75E-09	4.70E-06	1.49E-05
K-40	0.00E+00	0.00E+00	0.00E+00	0.00E+00	0.00E+00	0.00E+00	0.00E+00
Co-57	0.00E+00	8.65E-08	8.39E-08	0.00E+00	0.00E+00	4.62E-05	3.93E-06
Sr-85	4.00E-06	0.00E+00	9.70E-05	0.00E+00	0.00E+00	6.00E-05	7.60E-06
Y-88	0.00E+00	0.00E+00	0.00E+00	0.00E+00	0.00E+00	0.00E+00	0.00E+00
Nb-94	0.00E+00	0.00E+00	0.00E+00	0.00E+00	0.00E+00	0.00E+00	0.00E+00
Nb-97	2.78E-11	7.03E-12	2.56E-12	0.00E+00	8.18E-12	3.00E-07	3.02E-08
Cd-109	0.00E+00	4.90E-05	1.60E-06	0.00E+00	4.70E-05	9.10E-05	8.20E-06
Sn-113	8.20E-06	2.70E-07	5.60E-07	1.70E-07	0.00E+00	1.20E-04	1.50E-06
Ba-133	9.50E-06	4.20E-07	2.50E-06	0.00E+00	2.10E-09	1.90E-04	1.00E-05
Te-134	3.84E-12	3.22E-12	1.57E-12	3.44E-12	2.18E-11	4.34E-07	2.97E-11
Ce-139	0.00E+00	0.00E+00	0.00E+00	0.00E+00	0.00E+00	0.00E+00	0.00E+00
Hg-203	0.00E+00	0.00E+00	0.00E+00	0.00E+00	0.00E+00	0.00E+00	0.00E+00

Table 3-1b

TEEN INHALATION DOSE FACTORS

(mrem per pCi inhaled)

Isotope	BONE	LIVER	TOT BODY	THYROID	KIDNEY	LUNG	GILLI
H-3	0.00E+00	1.59E-07	1.59E-07	1.59E-07	1.59E-07	1.59E-07	1.59E-07
Be-7	0.00E+00	0.00E+00	0.00E+00	0.00E+00	0.00E+00	0.00E+00	0.00E+00
Na-24	1.72E-06	1.72E-06	1.72E-06	1.72E-06	1.72E-06	1.72E-06	1.72E-06
P-32	2.36E-04	1.37E-05	8.95E-06	0.00E+00	0.00E+00	0.00E+00	1.16E-05
Cr-51	0.00E+00	0.00E+00	1.69E-08	9.37E-09	3.84E-09	2.62E-06	3.75E-07
Mn-54	0.00E+00	6.39E-06	1.05E-06	0.00E+00	1.59E-06	2.48E-04	8.35E-06
Mn-56	0.00E+00	2.12E-10	3.15E-11	0.00E+00	2.24E-10	1.90E-06	7.18E-06
Fe-55	4.18E-06	2.98E-06	6.93E-07	0.00E+00	0.00E+00	1.55E-05	7.99E-07
Fe-59	1.99E-06	4.62E-06	1.79E-06	0.00E+00	0.00E+00	1.91E-04	2.23E-05
Co-58	0.00E+00	2.59E-07	3.47E-07	0.00E+00	0.00E+00	1.68E-04	1.19E-05
Co-60	0.00E+00	1.89E-06	2.48E-06	0.00E+00	0.00E+00	1.09E-03	3.24E-05
Ni-63	7.25E-05	5.43E-06	2.47E-06	0.00E+00	0.00E+00	3.84E-05	1.77E-06
Ni-65	2.73E-10	3.66E-11	1.59E-11	0.00E+00	0.00E+00	1.17E-06	4.59E-06
Cu-64	0.00E+00	2.54E-10	1.06E-10	0.00E+00	8.01E-10	1.39E-06	7.68E-06
Zn-65	4.82E-06	1.67E-05	7.80E-06	0.00E+00	1.08E-05	1.55E-04	5.83E-06
Zn-69	6.04E-12	1.15E-11	8.07E-13	0.00E+00	7.53E-12	1.98E-07	3.56E-08
Br-83	0.00E+00	0.00E+00	4.30E-08	0.00E+00	0.00E+00	0.00E+00	0.00E+00
Br-84	0.00E+00	0.00E+00	5.41E-08	0.00E+00	0.00E+00	0.00E+00	0.00E+00
Br-85	0.00E+00	0.00E+00	2.29E-09	0.00E+00	0.00E+00	0.00E+00	0.00E+00
Rb-86	0.00E+00	2.38E-05	1.05E-05	0.00E+00	0.00E+00	0.00E+00	2.21E-06
Rb-88	0.00E+00	6.82E-08	3.40E-08	0.00E+00	0.00E+00	0.00E+00	3.65E-15
Rb-89	0.00E+00	4.40E-08	2.91E-08	0.00E+00	0.00E+00	0.00E+00	4.22E-17
Sr-89	5.43E-05	0.00E+00	1.56E-06	0.00E+00	0.00E+00	3.02E-04	4.64E-05
Sr-90	1.35E-02	0.00E+00	8.35E-04	0.00E+00	0.00E+00	2.06E-03	9.56E-05
Sr-91	1.10E-08	0.00E+00	4.39E-10	0.00E+00	0.00E+00	7.59E-06	3.24E-05
Sr-92	1.19E-09	0.00E+00	5.08E-11	0.00E+00	0.00E+00	3.43E-06	1.49E-05
Y-90	3.73E-07	0.00E+00	1.00E-08	0.00E+00	0.00E+00	3.66E-05	6.99E-05
Y-91m	4.63E-11	0.00E+00	1.77E-12	0.00E+00	0.00E+00	4.00E-07	3.77E-09
Y-91	8.26E-05	0.00E+00	2.21E-06	0.00E+00	0.00E+00	3.67E-04	5.11E-05
Y-92	1.84E-09	0.00E+00	5.36E-11	0.00E+00	0.00E+00	3.35E-06	2.06E-05
Y-93	1.69E-08	0.00E+00	4.65E-10	0.00E+00	0.00E+00	1.04E-05	7.24E-05
Zr-95	1.82E-05	5.73E-06	3.94E-06	0.00E+00	8.42E-06	3.36E-04	1.86E-05
Zr-97	1.72E-08	3.40E-09	1.57E-09	0.00E+00	5.15E-09	1.62E-05	7.88E-05
Nb-95	2.32E-06	1.29E-06	7.08E-07	0.00E+00	1.25E-06	9.39E-05	1.21E-05
Mo-99	0.00E+00	2.11E-08	4.03E-09	0.00E+00	5.14E-08	1.92E-05	3.36E-05
Tc-99m	1.73E-13	4.83E-13	6.24E-12	0.00E+00	7.20E-12	1.44E-07	7.66E-07
Tc-101	7.40E-15	1.05E-14	1.03E-13	0.00E+00	1.90E-13	8.34E-08	1.09E-16
Ru-103	2.63E-07	0.00E+00	1.12E-07	0.00E+00	9.29E-07	9.79E-05	1.36E-05
Ru-105	1.40E-10	0.00E+00	5.42E-11	0.00E+00	1.76E-10	2.27E-06	1.13E-05
Ru-106	1.23E-05	0.00E+00	1.55E-06	0.00E+00	2.38E-05	2.01E-03	1.20E-04
Ag-110m	1.73E-06	1.64E-06	9.99E-07	0.00E+00	3.13E-06	8.44E-04	3.41E-05
Sb-122	0.00E+00	0.00E+00	0.00E+00	0.00E+00	0.00E+00	0.00E+00	0.00E+00
Sb-124	5.38E-06	9.92E-08	2.10E-06	1.22E-08	0.00E+00	4.81E-04	4.98E-05
Sb-125	9.23E-06	1.01E-07	2.15E-06	8.80E-09	0.00E+00	3.42E-04	1.24E-05

Table 3-1b

TEEN INHALATION DOSE FACTORS

(mrem per pCi inhaled)

Isotope	BONE	LIVER	TOT BODY	THYROID	KIDNEY	LUNG	GILLI
Te-125m	6.10E-07	2.80E-07	8.34E-08	1.75E-07	0.00E+00	6.70E-05	9.38E-06
Te-127m	2.25E-06	1.02E-06	2.73E-07	5.48E-07	8.17E-06	2.07E-04	1.99E-05
Te-127	2.51E-10	1.14E-10	5.52E-11	1.77E-10	9.10E-10	1.40E-06	1.01E-05
Te-129m	1.74E-06	8.23E-07	2.81E-07	5.72E-07	6.49E-06	2.47E-04	5.06E-05
Te-129	8.87E-12	4.22E-12	2.20E-12	6.48E-12	3.32E-11	4.12E-07	2.02E-07
Te-131m	1.23E-08	7.51E-09	5.03E-09	9.06E-09	5.49E-08	2.97E-05	7.76E-05
Te-131	1.97E-12	1.04E-12	6.30E-13	1.55E-12	7.72E-12	2.92E-07	1.89E-09
Te-132	4.50E-08	3.63E-08	2.74E-08	3.07E-08	2.44E-07	5.61E-05	5.79E-05
I-130	7.80E-07	2.24E-06	8.96E-07	1.86E-04	3.44E-06	0.00E+00	1.14E-06
I-131	4.43E-06	6.14E-06	3.30E-06	1.83E-03	1.05E-05	0.00E+00	8.11E-07
I-132	1.99E-07	5.47E-07	1.97E-07	1.89E-05	8.65E-07	0.00E+00	1.59E-07
I-133	1.52E-06	2.56E-06	7.78E-07	3.65E-04	4.49E-06	0.00E+00	1.29E-06
I-134	1.11E-07	2.90E-07	1.05E-07	4.94E-06	4.58E-07	0.00E+00	2.55E-09
I-135	4.62E-07	1.18E-06	4.36E-07	7.76E-05	1.86E-06	0.00E+00	8.69E-07
Cs-134	6.28E-05	1.41E-04	6.86E-05	0.00E+00	4.69E-05	1.83E-05	1.22E-06
Cs-136	6.44E-06	2.42E-05	1.71E-05	0.00E+00	1.38E-05	2.22E-06	1.36E-06
Cs-137	8.38E-05	1.06E-04	3.89E-05	0.00E+00	3.80E-05	1.51E-05	1.06E-06
Cs-138	5.82E-08	1.07E-07	5.58E-08	0.00E+00	8.28E-08	9.84E-09	3.38E-11
Ba-139	1.67E-10	1.18E-13	4.87E-12	0.00E+00	1.11E-13	8.08E-07	8.06E-07
Ba-140	6.84E-06	8.38E-09	4.40E-07	0.00E+00	2.85E-09	2.54E-04	2.86E-05
Ba-141	1.78E-11	1.32E-14	5.93E-13	0.00E+00	1.23E-14	4.11E-07	9.33E-14
Ba-142	4.62E-12	4.63E-15	2.84E-13	0.00E+00	3.92E-15	2.39E-07	5.99E-20
La-140	5.99E-08	2.95E-08	7.82E-09	0.00E+00	0.00E+00	2.68E-05	6.09E-05
La-142	1.20E-10	5.31E-11	1.32E-11	0.00E+00	0.00E+00	1.27E-06	1.50E-06
Ce-141	3.55E-06	2.37E-06	2.71E-07	0.00E+00	1.11E-06	7.67E-05	1.58E-05
Ce-143	3.32E-08	2.42E-08	2.70E-09	0.00E+00	1.08E-08	1.63E-05	3.19E-05
Ce-144	6.11E-04	2.53E-04	3.28E-05	0.00E+00	1.51E-04	1.67E-03	1.08E-04
Pr-143	1.67E-06	6.64E-07	8.28E-08	0.00E+00	3.86E-07	6.04E-05	2.67E-05
Pr-144	5.37E-12	2.20E-12	2.72E-13	0.00E+00	1.26E-12	2.19E-07	2.94E-14
Nd-147	9.83E-07	1.07E-06	6.41E-08	0.00E+00	6.28E-07	4.65E-05	2.28E-05
W-187	1.50E-09	1.22E-09	4.29E-10	0.00E+00	0.00E+00	5.92E-06	2.21E-05
Np-239	4.23E-08	3.99E-09	2.21E-09	0.00E+00	1.25E-08	8.11E-06	1.65E-05
K-40	0.00E+00	0.00E+00	0.00E+00	0.00E+00	0.00E+00	0.00E+00	0.00E+00
Co-57	0.00E+00	1.18E-07	1.15E-07	0.00E+00	0.00E+00	7.33E-05	3.93E-06
Sr-85	5.00E-06	0.00E+00	1.30E-06	0.00E+00	0.00E+00	8.80E-05	6.90E-06
Y-88	0.00E+00	0.00E+00	0.00E+00	0.00E+00	0.00E+00	0.00E+00	0.00E+00
Nb-94	0.00E+00	0.00E+00	0.00E+00	0.00E+00	0.00E+00	0.00E+00	0.00E+00
Nb-97	3.93E-11	9.72E-12	3.55E-12	0.00E+00	1.14E-11	4.91E-07	2.71E-07
Cd-109	0.00E+00	1.00E-04	3.40E-06	0.00E+00	6.70E-05	1.60E-04	8.60E-06
Sn-113	1.50E-05	4.70E-07	9.70E-07	2.90E-07	0.00E+00	2.00E-04	1.50E-06
Ba-133	4.70E-05	8.00E-07	3.30E-06	0.00E+00	2.80E-09	2.90E-04	9.70E-06
Te-134	5.31E-12	4.35E-12	3.64E-12	4.46E-12	2.91E-11	6.75E-07	1.37E-09
Ce-139	0.00E+00	0.00E+00	0.00E+00	0.00E+00	0.00E+00	0.00E+00	0.00E+00
Hg-203	0.00E+00	0.00E+00	0.00E+00	0.00E+00	0.00E+00	0.00E+00	0.00E+00

Table 3-1c

CHILD INHALATION DOSE FACTORS

(mrem per pCi inhaled)

Isotope	BONE	LIVER	TOT BODY	THYROID	KIDNEY	LUNG	GILLI
H-3	0.00E+00	3.04E-07	3.04E-07	3.04E-07	3.04E-07	3.04E-07	3.04E-07
Be-7	0.00E+00	0.00E+00	0.00E+00	0.00E+00	0.00E+00	0.00E+00	0.00E+00
Na-24	4.35E-06	4.35E-06	4.35E-06	4.35E-06	4.35E-06	4.35E-06	4.35E-06
P-32	7.04E-04	3.09E-05	2.67E-05	0.00E+00	0.00E+00	0.00E+00	1.14E-05
Cr-51	0.00E+00	0.00E+00	4.17E-08	2.31E-08	6.57E-09	4.59E-06	2.93E-07
Mn-54	0.00E+00	1.16E-05	2.57E-06	0.00E+00	2.71E-06	4.26E-04	6.19E-06
Mn-56	0.00E+00	4.48E-10	8.43E-11	0.00E+00	4.52E-10	3.55E-06	3.33E-05
Fe-55	1.28E-05	6.80E-06	2.10E-06	0.00E+00	0.00E+00	3.00E-05	7.75E-07
Fe-59	5.59E-06	9.04E-06	4.51E-06	0.00E+00	0.00E+00	3.43E-04	1.91E-05
Co-58	0.00E+00	4.79E-07	8.55E-07	0.00E+00	0.00E+00	2.99E-04	9.29E-06
Co-60	0.00E+00	3.55E-06	6.12E-06	0.00E+00	0.00E+00	1.91E-03	2.60E-05
Ni-63	2.22E-04	1.25E-05	7.56E-06	0.00E+00	0.00E+00	7.43E-05	1.71E-06
Ni-65	8.08E-10	7.99E-11	4.44E-11	0.00E+00	0.00E+00	2.21E-06	2.27E-05
Cu-64	0.00E+00	5.39E-10	2.90E-10	0.00E+00	1.63E-09	2.59E-06	9.92E-06
Zn-65	1.15E-05	3.06E-05	1.90E-05	0.00E+00	1.93E-05	2.69E-04	4.41E-06
Zn-69	1.81E-11	2.61E-11	2.41E-12	0.00E+00	1.58E-11	3.84E-07	2.75E-06
Br-83	0.00E+00	0.00E+00	1.28E-07	0.00E+00	0.00E+00	0.00E+00	0.00E+00
Br-84	0.00E+00	0.00E+00	1.48E-07	0.00E+00	0.00E+00	0.00E+00	0.00E+00
Br-85	0.00E+00	0.00E+00	6.84E-09	0.00E+00	0.00E+00	0.00E+00	0.00E+00
Rb-86	0.00E+00	5.36E-05	3.09E-05	0.00E+00	0.00E+00	0.00E+00	2.16E-06
Rb-88	0.00E+00	1.52E-07	9.90E-08	0.00E+00	0.00E+00	0.00E+00	4.66E-09
Rb-89	0.00E+00	9.33E-08	7.83E-08	0.00E+00	0.00E+00	0.00E+00	5.11E-10
Sr-89	1.62E-04	0.00E+00	4.66E-06	0.00E+00	0.00E+00	5.83E-04	4.52E-05
Sr-90	2.73E-02	0.00E+00	1.74E-03	0.00E+00	0.00E+00	3.99E-03	9.28E-05
Sr-91	3.28E-08	0.00E+00	1.24E-09	0.00E+00	0.00E+00	1.44E-05	4.70E-05
Sr-92	3.54E-09	0.00E+00	1.42E-10	0.00E+00	0.00E+00	6.49E-06	6.55E-05
Y-90	1.11E-06	0.00E+00	2.99E-08	0.00E+00	0.00E+00	7.07E-05	7.24E-05
Y-91m	1.37E-10	0.00E+00	4.98E-12	0.00E+00	0.00E+00	7.60E-07	4.64E-07
Y-91	2.47E-04	0.00E+00	6.59E-06	0.00E+00	0.00E+00	7.10E-04	4.97E-05
Y-92	5.50E-09	0.00E+00	1.57E-10	0.00E+00	0.00E+00	6.46E-06	6.46E-05
Y-93	5.04E-08	0.00E+00	1.38E-09	0.00E+00	0.00E+00	2.01E-05	1.05E-04
Zr-95	5.13E-05	1.13E-05	1.00E-05	0.00E+00	1.61E-05	6.03E-04	1.65E-05
Zr-97	5.07E-08	7.34E-09	4.32E-09	0.00E+00	1.05E-08	3.06E-05	9.49E-05
Nb-95	6.35E-06	2.48E-06	1.77E-06	0.00E+00	2.33E-06	1.66E-04	1.00E-05
Mo-99	0.00E+00	4.66E-08	1.15E-08	0.00E+00	1.06E-07	3.66E-05	3.42E-05
Tc-99m	4.81E-13	9.41E-13	1.56E-11	0.00E+00	1.37E-11	2.57E-07	1.30E-06
Tc-101	2.19E-14	2.30E-14	2.91E-13	0.00E+00	3.92E-13	1.58E-07	4.41E-09
Ru-103	7.55E-07	0.00E+00	2.90E-07	0.00E+00	1.90E-06	1.79E-04	1.21E-05
Ru-105	4.13E-10	0.00E+00	1.50E-10	0.00E+00	3.63E-10	4.30E-06	2.69E-05
Ru-106	3.68E-05	0.00E+00	4.57E-06	0.00E+00	4.97E-05	3.87E-03	1.16E-04
Ag-110m	4.56E-06	3.08E-06	2.47E-06	0.00E+00	5.74E-06	1.48E-03	2.71E-05
Sb-122	0.00E+00	0.00E+00	0.00E+00	0.00E+00	0.00E+00	0.00E+00	0.00E+00
Sb-124	1.55E-05	2.00E-07	5.41E-06	3.41E-08	0.00E+00	8.76E-04	4.43E-05
Sb-125	2.66E-05	2.05E-07	5.59E-06	2.46E-08	0.00E+00	6.27E-04	1.09E-05

Table 3-1c

CHILD INHALATION DOSE FACTORS

(mrem per pCi inhaled)

Isotope	BONE	LIVER	TOT BODY	THYROID	KIDNEY	LUNG	GILLI
Te-125m	1.82E-06	6.29E-07	2.47E-07	5.20E-07	0.00E+00	1.29E-04	9.13E-06
Te-127m	6.72E-06	2.31E-06	8.16E-07	1.64E-06	1.72E-05	4.00E-04	1.93E-05
Te-127	7.49E-10	2.57E-10	1.65E-10	5.30E-10	1.91E-09	2.71E-06	1.52E-05
Te-129m	5.19E-06	1.85E-06	8.22E-07	1.71E-06	1.36E-05	4.76E-04	4.91E-05
Te-129	2.64E-11	9.45E-12	6.44E-12	1.93E-11	6.94E-11	7.93E-07	6.89E-06
Te-131m	3.63E-08	1.60E-08	1.37E-08	2.64E-08	1.08E-07	5.56E-05	8.32E-05
Te-131	5.87E-12	2.28E-12	1.78E-12	4.59E-12	1.59E-11	5.55E-07	3.60E-07
Te-132	1.30E-07	7.36E-08	7.12E-08	8.58E-08	4.79E-07	1.02E-04	3.72E-05
I-130	2.21E-06	4.43E-06	2.28E-06	4.99E-04	6.61E-06	0.00E+00	1.38E-06
I-131	1.30E-05	1.30E-05	7.37E-06	4.39E-03	2.13E-05	0.00E+00	7.68E-07
I-132	5.72E-07	1.10E-06	5.07E-07	5.23E-05	1.69E-06	0.00E+00	8.65E-07
I-133	4.48E-06	5.49E-06	2.08E-06	1.04E-03	9.13E-06	0.00E+00	1.48E-06
I-134	3.17E-07	5.84E-07	2.69E-07	1.37E-05	8.92E-07	0.00E+00	2.58E-07
I-135	1.33E-06	2.36E-06	1.12E-06	2.14E-04	3.62E-06	0.00E+00	1.20E-06
Cs-134	1.76E-04	2.74E-04	6.07E-05	0.00E+00	8.93E-05	3.27E-05	1.04E-06
Cs-136	1.76E-05	4.62E-05	3.14E-05	0.00E+00	2.58E-05	3.93E-06	1.13E-06
Cs-137	2.45E-04	2.23E-04	3.47E-05	0.00E+00	7.63E-05	2.81E-05	9.78E-07
Cs-138	1.71E-07	2.27E-07	1.50E-07	0.00E+00	1.68E-07	1.84E-08	7.29E-08
Ba-139	4.98E-10	2.66E-13	1.45E-11	0.00E+00	2.33E-13	1.56E-06	1.56E-05
Ba-140	2.00E-05	1.75E-08	1.17E-06	0.00E+00	5.71E-09	4.71E-04	2.75E-05
Ba-141	5.29E-11	2.95E-14	1.72E-12	0.00E+00	2.56E-14	7.89E-07	7.44E-08
Ba-142	1.35E-11	9.73E-15	7.54E-13	0.00E+00	7.87E-15	4.44E-07	7.41E-10
La-140	1.74E-07	6.08E-08	2.04E-08	0.00E+00	0.00E+00	4.94E-05	6.10E-05
La-142	3.50E-10	1.11E-10	3.49E-11	0.00E+00	0.00E+00	2.35E-06	2.05E-05
Ce-141	1.06E-05	5.28E-06	7.83E-07	0.00E+00	2.31E-06	1.47E-04	1.53E-05
Ce-143	9.89E-08	5.37E-08	7.77E-09	0.00E+00	2.26E-08	3.12E-05	3.44E-05
Ce-144	1.83E-03	5.72E-04	9.77E-05	0.00E+00	3.17E-04	3.23E-03	1.05E-04
Pr-143	4.99E-06	1.50E-06	2.47E-07	0.00E+00	8.11E-07	1.17E-04	2.63E-05
Pr-144	1.61E-11	4.99E-12	8.10E-13	0.00E+00	2.64E-12	4.23E-07	5.32E-08
Nd-147	2.92E-06	2.36E-06	1.84E-07	0.00E+00	1.30E-06	8.87E-05	2.22E-05
W-187	4.41E-09	2.61E-09	1.17E-09	0.00E+00	0.00E+00	1.11E-05	2.46E-05
Np-239	1.26E-07	9.04E-09	6.35E-09	0.00E+00	0.00E+00	1.57E-05	1.73E-05
K-40	0.00E+00	0.00E+00	0.00E+00	0.00E+00	0.00E+00	0.00E+00	0.00E+00
Co-57	0.00E+00	2.44E-07	2.88E-07	0.00E+00	0.00E+00	1.37E-04	3.58E-06
Sr-85	1.20E-05	0.00E+00	3.20E-06	0.00E+00	0.00E+00	1.50E-04	5.50E-06
Y-88	0.00E+00	0.00E+00	0.00E+00	0.00E+00	0.00E+00	0.00E+00	0.00E+00
Nb-94	0.00E+00	0.00E+00	0.00E+00	0.00E+00	0.00E+00	0.00E+00	0.00E+00
Nb-97	1.16E-10	2.08E-11	9.73E-12	0.00E+00	2.31E-11	9.24E-07	7.51E-06
Cd-109	0.00E+00	1.90E-04	8.00E-06	0.00E+00	1.70E-04	3.00E-04	8.10E-06
Sn-113	3.80E-05	8.90E-07	2.30E-06	7.10E-07	0.00E+00	3.60E-04	1.30E-06
Ba-133	1.10E-04	1.10E-06	1.00E-05	0.00E+00	5.40E-09	5.20E-04	8.30E-06
Te-134	1.53E-11	8.81E-12	9.40E-12	1.24E-11	5.71E-11	1.23E-06	4.87E-07
Ce-139	0.00E+00	0.00E+00	0.00E+00	0.00E+00	0.00E+00	0.00E+00	0.00E+00
Hg-203	0.00E+00	0.00E+00	0.00E+00	0.00E+00	0.00E+00	0.00E+00	0.00E+00

Table 3-1d

INFANT INHALATION DOSE FACTORS

(mrem per pCi inhaled)

Isotope	BONE	LIVER	TOT BODY	THYROID	KIDNEY	LUNG	GILLI
H-3	0.00E+00	4.62E-07	4.62E-07	4.62E-07	4.62E-07	4.62E-07	4.62E-07
Be-7	0.00E+00	0.00E+00	0.00E+00	0.00E+00	0.00E+00	0.00E+00	0.00E+00
Na-24	7.54E-06	7.54E-06	7.54E-06	7.54E-06	7.54E-06	7.54E-06	7.54E-06
P-32	1.45E-03	8.03E-05	5.53E-05	0.00E+00	0.00E+00	0.00E+00	1.15E-05
Cr-51	0.00E+00	0.00E+00	6.39E-08	4.11E-08	9.45E-09	9.17E-06	2.55E-07
Mn-54	0.00E+00	1.81E-05	3.56E-06	0.00E+00	3.56E-06	7.14E-04	5.04E-06
Mn-56	0.00E+00	1.10E-09	1.58E-10	0.00E+00	7.86E-10	8.95E-06	5.12E-05
Fe-55	1.41E-05	8.39E-06	2.38E-06	0.00E+00	0.00E+00	6.21E-05	7.82E-07
Fe-59	9.69E-06	1.68E-05	6.77E-06	0.00E+00	0.00E+00	7.25E-04	1.77E-05
Co-58	0.00E+00	8.71E-07	1.30E-06	0.00E+00	0.00E+00	5.55E-04	7.95E-06
Co-60	0.00E+00	5.73E-06	8.41E-06	0.00E+00	0.00E+00	3.22E-03	2.28E-05
Ni-63	2.42E-04	1.46E-05	8.29E-06	0.00E+00	0.00E+00	1.49E-04	1.73E-06
Ni-65	1.71E-09	2.03E-10	8.79E-11	0.00E+00	0.00E+00	5.80E-06	3.58E-05
Cu-64	0.00E+00	1.34E-09	5.53E-10	0.00E+00	2.84E-09	6.64E-06	1.07E-05
Zn-65	1.38E-05	4.47E-05	2.22E-05	0.00E+00	2.32E-05	4.62E-04	3.67E-05
Zn-69	3.85E-11	6.91E-11	5.13E-12	0.00E+00	2.87E-11	1.05E-06	9.44E-06
Br-83	0.00E+00	0.00E+00	2.72E-07	0.00E+00	0.00E+00	0.00E+00	0.00E+00
Br-84	0.00E+00	0.00E+00	2.86E-07	0.00E+00	0.00E+00	0.00E+00	0.00E+00
Br-85	0.00E+00	0.00E+00	1.46E-08	0.00E+00	0.00E+00	0.00E+00	0.00E+00
Rb-86	0.00E+00	1.36E-04	6.30E-05	0.00E+00	0.00E+00	0.00E+00	2.17E-06
Rb-88	0.00E+00	3.98E-07	2.05E-07	0.00E+00	0.00E+00	0.00E+00	2.42E-07
Rb-89	0.00E+00	2.29E-07	1.47E-07	0.00E+00	0.00E+00	0.00E+00	4.87E-08
Sr-89	2.84E-04	0.00E+00	8.15E-06	0.00E+00	0.00E+00	1.45E-03	4.57E-05
Sr-90	2.92E-02	0.00E+00	1.85E-03	0.00E+00	0.00E+00	8.03E-03	9.36E-05
Sr-91	6.83E-08	0.00E+00	2.47E-09	0.00E+00	0.00E+00	3.76E-05	5.24E-05
Sr-92	7.50E-09	0.00E+00	2.79E-10	0.00E+00	0.00E+00	1.70E-05	1.00E-04
Y-90	2.35E-06	0.00E+00	6.30E-08	0.00E+00	0.00E+00	1.92E-04	7.43E-05
Y-91m	2.91E-10	0.00E+00	9.90E-12	0.00E+00	0.00E+00	1.99E-06	1.68E-06
Y-91	4.20E-04	0.00E+00	1.12E-05	0.00E+00	0.00E+00	1.75E-03	5.02E-05
Y-92	1.17E-08	0.00E+00	3.29E-10	0.00E+00	0.00E+00	1.75E-05	9.04E-05
Y-93	1.07E-07	0.00E+00	2.91E-09	0.00E+00	0.00E+00	5.46E-05	1.19E-04
Zr-95	8.24E-05	1.99E-05	1.45E-05	0.00E+00	2.22E-05	1.25E-03	1.55E-05
Zr-97	1.07E-07	1.83E-08	8.36E-09	0.00E+00	1.85E-08	7.88E-05	1.00E-04
Nb-95	1.12E-05	4.59E-06	2.70E-06	0.00E+00	3.37E-06	3.42E-04	9.05E-06
Mo-99	0.00E+00	1.18E-07	2.31E-08	0.00E+00	1.89E-07	9.63E-05	3.48E-05
Tc-99m	9.98E-13	2.06E-12	2.66E-11	0.00E+00	2.22E-11	5.79E-07	1.45E-06
Tc-101	4.65E-14	5.88E-14	5.80E-13	0.00E+00	6.99E-13	4.17E-07	6.03E-07
Ru-103	1.44E-06	0.00E+00	4.85E-07	0.00E+00	3.03E-06	3.94E-04	1.15E-05
Ru-105	8.74E-10	0.00E+00	2.93E-10	0.00E+00	6.42E-10	1.12E-05	3.46E-05
Ru-106	6.20E-05	0.00E+00	7.77E-06	0.00E+00	7.61E-05	8.26E-03	1.17E-04
Ag-110m	7.13E-06	5.16E-06	3.57E-06	0.00E+00	7.80E-06	2.62E-03	2.36E-05
Sb-122	0.00E+00	0.00E+00	0.00E+00	0.00E+00	0.00E+00	0.00E+00	0.00E+00
Sb-124	2.71E-05	3.97E-07	8.56E-06	7.18E-08	0.00E+00	1.89E-03	4.22E-05
Sb-125	3.69E-05	3.41E-07	7.78E-06	4.45E-08	0.00E+00	1.17E-03	1.05E-05

Table 3-1d

INFANT INHALATION DOSE FACTORS

(mrem per pCi inhaled)

Isotope	BONE	LIVER	TOT BODY	THYROID	KIDNEY	LUNG	GILLI
Te-125m	3.40E-06	1.42E-06	4.70E-07	1.16E-06	0.00E+00	3.19E-04	9.22E-06
Te-127m	1.19E-05	4.93E-06	1.48E-06	3.48E-06	2.68E-05	9.37E-04	1.95E-05
Te-127	1.59E-05	6.81E-10	3.49E-10	1.32E-09	3.47E-09	7.39E-06	1.74E-05
Te-129m	1.01E-05	4.35E-06	1.59E-06	3.91E-06	2.27E-05	1.20E-03	4.93E-05
Te-129	5.63E-11	2.48E-11	1.34E-11	4.82E-11	1.25E-10	2.14E-06	1.88E-05
Te-131m	7.62E-08	3.93E-08	2.59E-08	6.38E-08	1.89E-07	1.42E-04	8.51E-05
Te-131	1.24E-11	5.87E-12	3.57E-12	1.13E-11	2.85E-11	1.47E-06	5.87E-06
Te-132	2.66E-07	1.69E-07	1.26E-07	1.99E-07	7.39E-07	2.43E-04	3.15E-05
I-130	4.54E-06	9.91E-06	3.98E-06	1.14E-03	1.09E-05	0.00E+00	1.42E-06
I-131	2.71E-05	3.17E-05	1.40E-05	1.06E-02	3.70E-05	0.00E+00	7.56E-07
I-132	1.21E-06	2.53E-06	8.99E-07	1.21E-04	2.82E-06	0.00E+00	1.36E-06
I-133	9.46E-06	1.37E-05	4.00E-06	2.54E-03	1.60E-05	0.00E+00	1.54E-06
I-134	6.58E-07	1.34E-06	4.75E-07	3.18E-05	1.49E-06	0.00E+00	9.21E-07
I-135	2.76E-06	5.43E-06	1.98E-06	4.97E-04	6.05E-06	0.00E+00	1.31E-06
Cs-134	2.83E-04	5.02E-04	5.32E-05	0.00E+00	1.36E-04	5.69E-05	9.53E-07
Cs-136	3.45E-05	9.61E-05	3.78E-05	0.00E+00	4.03E-05	8.40E-06	1.02E-06
Cs-137	3.92E-04	4.37E-04	3.25E-05	0.00E+00	1.23E-04	5.09E-05	9.53E-07
Cs-138	3.61E-07	5.58E-07	2.84E-07	0.00E+00	2.93E-07	4.67E-08	6.26E-07
Ba-139	1.06E-09	7.03E-13	3.07E-11	0.00E+00	4.23E-13	4.25E-06	3.64E-05
Ba-140	4.00E-05	4.00E-08	2.07E-06	0.00E+00	9.59E-09	1.14E-03	2.74E-05
Ba-141	1.12E-10	7.70E-14	3.55E-12	0.00E+00	4.64E-14	2.12E-06	3.39E-06
Ba-142	2.84E-11	2.36E-14	1.40E-12	0.00E+00	1.36E-14	1.11E-06	4.95E-07
La-140	3.61E-07	1.43E-07	3.68E-08	0.00E+00	0.00E+00	1.20E-04	6.06E-05
La-142	7.36E-10	2.69E-10	6.46E-11	0.00E+00	0.00E+00	5.87E-06	4.25E-05
Ce-141	1.98E-05	1.19E-05	1.42E-06	0.00E+00	3.75E-06	3.69E-04	1.54E-05
Ce-143	2.09E-07	1.38E-07	1.58E-08	0.00E+00	4.03E-08	8.30E-05	3.55E-05
Ce-144	2.28E-03	8.65E-04	1.26E-04	0.00E+00	3.84E-04	7.03E-03	1.06E-04
Pr-143	1.00E-05	3.74E-06	4.99E-07	0.00E+00	1.41E-06	3.09E-04	2.66E-05
Pr-144	3.42E-11	1.32E-11	1.72E-12	0.00E+00	4.80E-12	1.15E-06	3.06E-06
Nd-147	5.67E-06	5.81E-06	3.57E-07	0.00E+00	2.25E-06	2.30E-04	2.23E-05
W-187	9.26E-09	6.44E-09	2.23E-09	0.00E+00	0.00E+00	2.83E-05	2.54E-05
Np-239	2.65E-07	2.37E-08	1.34E-08	0.00E+00	4.73E-08	4.25E-05	1.78E-05
K-40	0.00E+00	0.00E+00	0.00E+00	0.00E+00	0.00E+00	0.00E+00	0.00E+00
Co-57	0.00E+00	4.65E-07	4.58E-07	0.00E+00	0.00E+00	2.71E-04	3.47E-06
Sr-85	2.70E-05	0.00E+00	5.40E-06	0.00E+00	0.00E+00	3.00E-04	4.80E-06
Y-88	0.00E+00	0.00E+00	0.00E+00	0.00E+00	0.00E+00	0.00E+00	0.00E+00
Nb-94	0.00E+00	0.00E+00	0.00E+00	0.00E+00	0.00E+00	0.00E+00	0.00E+00
Nb-97	2.44E-10	5.21E-11	1.88E-11	0.00E+00	4.07E-11	2.37E-06	1.92E-05
Cd-109	0.00E+00	2.60E-04	1.00E-05	0.00E+00	2.00E-04	6.20E-04	8.00E-06
Sn-113	6.00E-05	1.60E-06	3.60E-06	1.30E-06	0.00E+00	7.80E-04	1.20E-06
Ba-133	1.90E-04	1.70E-06	1.30E-05	0.00E+00	8.90E-09	9.10E-04	7.70E-06
Te-134	3.18E-11	2.04E-11	1.68E-11	2.91E-11	9.59E-11	2.93E-06	2.53E-06
Ce-139	0.00E+00	0.00E+00	0.00E+00	0.00E+00	0.00E+00	0.00E+00	0.00E+00
Hg-203	0.00E+00	0.00E+00	0.00E+00	0.00E+00	0.00E+00	0.00E+00	0.00E+00

Table 3-2

2

Total Body & Skin Ground Plane Dose Factors (mrem/hr per pCi/m)
with Isotope half-life and Stable Element Transfer Data (Fm, cow)

			Ground Plane Dose Factors		
Isotope	Halflife	unit	Fm	TotBody(DFg)	Skin(DFs)
H-3	12.350	Y	1.00E-02	0.00E+00	0.00E+00
Be-7	53.300	D	1.00E-04	0.00E+00	0.00E+00
Na-24	15.000	H	4.00E-02	2.50E-08	2.90E-08
P-32	14.290	D	2.50E-02	0.00E+00	0.00E+00
Cr-51	27.704	D	2.20E-03	2.20E-10	2.60E-10
Mn-54	312.500	D	2.50E-04	5.80E-09	6.80E-09
Mn-56	2.578	H	2.50E-04	1.10E-08	1.30E-08
Fe-55	2.700	Y	1.20E-03	0.00E+00	0.00E+00
Fe-59	44.529	D	1.20E-03	8.00E-09	9.40E-09
Co-58	70.800	D	1.00E-03	7.00E-09	8.20E-09
Co-60	5.271	Y	1.00E-03	1.70E-08	2.00E-08
Ni-63	96.000	Y	6.70E-03	0.00E+00	0.00E+00
Ni-65	2.520	H	6.70E-03	3.70E-09	4.30E-09
Cu-64	12.701	H	1.40E-02	1.50E-09	1.70E-09
Zn-65	243.900	D	3.90E-02	4.00E-09	4.60E-09
Zn-69	0.950	H	3.90E-02	0.00E+00	0.00E+00
Br-83	2.390	H	5.00E-02	6.40E-11	9.30E-11
Br-84	0.530	H	5.00E-02	1.20E-08	1.40E-08
Br-85	0.050	H	5.00E-02	0.00E+00	0.00E+00
Rb-86	18.660	D	3.00E-02	6.30E-10	7.20E-10
Rb-88	0.297	H	3.00E-02	3.50E-09	4.00E-09
Rb-89	0.253	H	3.00E-02	1.50E-08	1.80E-08
Sr-89	50.500	D	8.00E-04	5.60E-13	6.50E-13
Sr-90	29.120	Y	8.00E-04	0.00E+00	0.00E+00
Sr-91	9.500	H	8.00E-04	7.10E-09	8.30E-09
Sr-92	2.710	H	8.00E-04	9.00E-09	1.00E-08
Y-90	2.667	D	1.00E-05	2.20E-12	2.60E-12
Y-91m	0.829	H	1.00E-05	3.80E-09	4.40E-09
Y-91	58.510	D	1.00E-05	2.40E-11	2.70E-11
Y-92	3.540	H	1.00E-05	1.60E-09	1.90E-09
Y-93	10.100	H	1.00E-05	5.70E-10	7.80E-10
Zr-95	63.980	D	5.00E-06	5.00E-09	5.80E-09
Zr-97	16.900	H	5.00E-06	5.50E-09	6.40E-09
Nb-95	35.150	D	2.50E-03	5.10E-09	6.00E-09
Mo-99	2.750	D	7.50E-03	1.90E-09	2.20E-09
Tc-99m	6.020	H	2.50E-02	9.60E-10	1.10E-09
Tc-101	0.237	H	2.50E-02	2.70E-09	3.00E-09
Ru-103	39.280	D	1.00E-06	3.60E-09	4.20E-09
Ru-105	4.440	H	1.00E-06	4.50E-09	5.10E-09
Ru-106	368.200	D	1.00E-06	1.50E-09	1.80E-09
Ag-110m	249.900	D	5.00E-02	1.80E-08	2.10E-08
Sb-122	2.700	D	1.50E-03	0.00E+00	0.00E+00
Sb-124	60.200	D	1.50E-03	1.30E-08	1.50E-08
Sb-125	2.770	Y	1.50E-03	3.10E-09	3.50E-09

Table 3-2

2

Total Body & Skin Ground Plane Dose Factors (mrem/hr per pCi/m)
with Isotope half-life and Stable Element Transfer Data (Fm, cow)

Isotope	Half-life unit		Ground Plane Dose Factors		
			Fm	TotBody(DFg)	Skin(DFs)
Te-125m	58.000	D	1.00E-03	3.50E-11	4.80E-11
Te-127m	109.000	D	1.00E-03	1.10E-12	1.30E-12
Te-127	9.350	H	1.00E-03	1.00E-11	1.10E-11
Te-129m	33.600	D	1.00E-03	7.70E-10	9.00E-10
Te-129	1.160	H	1.00E-03	7.10E-10	8.40E-10
Te-131m	30.000	H	1.00E-03	8.40E-09	9.90E-09
Te-131	0.417	H	1.00E-03	2.20E-09	2.60E-06
Te-132	3.258	D	1.00E-03	1.70E-09	2.00E-09
I-130	12.360	H	6.00E-03	1.40E-08	1.70E-08
I-131	8.040	D	6.00E-03	2.80E-09	3.40E-09
I-132	2.300	H	6.00E-03	1.70E-08	2.00E-08
I-133	20.800	H	6.00E-03	3.70E-09	4.50E-09
I-134	0.877	H	6.00E-03	1.60E-08	1.90E-08
I-135	6.610	H	6.00E-03	1.20E-08	1.40E-08
Cs-134	2.062	Y	1.20E-02	1.20E-08	1.40E-08
Cs-136	13.100	D	1.20E-02	1.50E-08	1.70E-08
Cs-137	30.000	Y	1.20E-02	4.20E-09	4.90E-09
Cs-138	0.537	H	1.20E-02	2.10E-08	2.40E-08
Ba-139	1.378	H	4.00E-04	2.40E-09	2.70E-09
Ba-140	12.740	D	4.00E-04	2.10E-09	2.40E-09
Ba-141	0.304	H	4.00E-04	4.30E-09	4.90E-09
Ba-142	0.177	H	4.00E-04	7.90E-09	9.00E-09
La-140	1.678	D	5.00E-06	1.50E-03	1.70E-08
La-142	1.542	H	5.00E-06	1.50E-08	1.80E-08
Ce-141	32.501	D	1.00E-04	5.50E-10	6.20E-10
Ce-143	33.000	H	1.00E-04	2.20E-09	2.50E-09
Ce-144	284.300	D	1.00E-04	3.20E-10	3.70E-10
Pr-143	13.560	D	5.00E-06	0.00E+00	0.00E+00
Pr-144	0.288	H	5.00E-06	2.00E-10	2.30E-10
Nd-147	10.980	D	5.00E-06	1.00E-09	1.20E-09
W-187	23.900	H	5.00E-04	3.10E-09	3.60E-09
Np-239	2.360	D	5.00E-06	9.50E-10	1.10E-09
K-40	1.28E+09	Y	1.00E-02	0.00E+00	0.00E+00
Co-57	270.900	D	1.00E-03	9.10E-10	1.00E-09
Sr-85	64.840	D	8.00E-04	0.00E+00	0.00E+00
Y-88	106.640	D	1.00E-05	0.00E+00	0.00E+00
Nb-94	2.03E+04	Y	2.50E-03	0.00E+00	0.00E+00
Nb-97	1.202	H	2.50E-03	4.60E-09	5.40E-09
Cd-109	1.271	Y	1.20E-04	0.00E+00	0.00E+00
Sn-113	115.100	D	2.50E-03	0.00E+00	0.00E+00
Ba-133	10.740	Y	4.00E-04	0.00E+00	0.00E+00
Te-134	0.697	H	1.00E-03	1.00E-09	1.20E-09
Ce-139	137.660	D	1.00E-04	0.00E+00	0.00E+00
Hg-203	46.600	D	3.80E-02	0.00E+00	0.00E+00

Table 3-3a

ADULT INGESTION DOSE FACTORS

(mrem per pCi ingested)

Isotope	BONE	LIVER	TOT BODY	THYROID	KIDNEY	LUNG	GILLI
H-3	0.00E+00	1.05E-07	1.05E-07	1.05E-07	1.05E-07	1.05E-07	1.05E-07
Be-7	2.77E-09	6.26E-09	3.10E-09	0.00E+00	6.58E-09	0.00E+00	1.08E-06
Na-24	1.70E-06	1.70E-06	1.70E-06	1.70E-06	1.70E-06	1.70E-06	1.70E-06
P-32	1.93E-04	1.20E-05	7.46E-06	0.00E+00	0.00E+00	0.00E+00	2.17E-05
Cr-51	0.00E+00	0.00E+00	2.66E-09	1.59E-09	5.86E-10	3.53E-09	6.69E-07
Mn-54	0.00E+00	4.57E-06	8.72E-07	0.00E+00	1.36E-06	0.00E+00	1.40E-05
Mn-56	0.00E+00	1.15E-07	2.04E-08	0.00E+00	1.46E-07	0.00E+00	3.67E-06
Fe-55	2.75E-06	1.90E-06	4.43E-07	0.00E+00	0.00E+00	1.06E-06	1.09E-06
Fe-59	4.34E-06	1.02E-05	3.91E-06	0.00E+00	0.00E+00	2.85E-06	3.40E-05
Co-58	0.00E+00	7.45E-07	1.67E-06	0.00E+00	0.00E+00	0.00E+00	1.51E-05
Co-60	0.00E+00	2.14E-06	4.72E-06	0.00E+00	0.00E+00	0.00E+00	4.02E-05
Ni-63	1.30E-04	9.01E-06	4.36E-06	0.00E+00	0.00E+00	0.00E+00	1.88E-06
Ni-65	5.28E-07	6.86E-08	3.13E-08	0.00E+00	0.00E+00	0.00E+00	1.74E-06
Cu-64	0.00E+00	8.33E-08	3.91E-08	0.00E+00	2.10E-07	0.00E+00	7.10E-06
Zn-65	4.84E-06	1.54E-05	6.96E-06	0.00E+00	1.03E-05	0.00E+00	9.70E-06
Zn-69	1.03E-08	1.97E-08	1.37E-09	0.00E+00	1.28E-08	0.00E+00	2.96E-09
Br-83	0.00E+00	0.00E+00	4.02E-08	0.00E+00	0.00E+00	0.00E+00	5.79E-08
Br-84	0.00E+00	0.00E+00	5.21E-08	0.00E+00	0.00E+00	0.00E+00	4.09E-13
Br-85	0.00E+00	0.00E+00	2.14E-09	0.00E+00	0.00E+00	0.00E+00	0.00E+00
Rb-86	0.00E+00	2.11E-05	9.83E-06	0.00E+00	0.00E+00	0.00E+00	4.16E-06
Rb-98	0.00E+00	6.05E-08	3.21E-08	0.00E+00	0.00E+00	0.00E+00	8.36E-19
Rb-89	0.00E+00	4.01E-08	2.82E-08	0.00E+00	0.00E+00	0.00E+00	2.33E-21
Sr-89	3.08E-04	0.00E+00	8.84E-06	0.00E+00	0.00E+00	0.00E+00	4.94E-05
Sr-90	7.58E-03	0.00E+00	1.86E-03	0.00E+00	0.00E+00	0.00E+00	2.19E-04
Sr-91	5.67E-06	0.00E+00	2.29E-07	0.00E+00	0.00E+00	0.00E+00	2.70E-05
Sr-92	2.15E-06	0.00E+00	9.30E-08	0.00E+00	0.00E+00	0.00E+00	4.26E-05
Y-90	9.62E-09	0.00E+00	2.58E-10	0.00E+00	0.00E+00	0.00E+00	1.02E-04
Y-91m	9.09E-11	0.00E+00	3.52E-12	0.00E+00	0.00E+00	0.00E+00	2.67E-10
Y-91	1.41E-07	0.00E+00	3.77E-09	0.00E+00	0.00E+00	0.00E+00	7.76E-05
Y-92	8.45E-10	0.00E+00	2.47E-11	0.00E+00	0.00E+00	0.00E+00	1.48E-05
Y-93	2.68E-09	0.00E+00	7.40E-11	0.00E+00	0.00E+00	0.00E+00	8.50E-05
Zr-95	3.04E-08	9.75E-09	6.60E-09	0.00E+00	1.53E-08	0.00E+00	3.09E-05
Zr-97	1.68E-09	3.39E-10	1.55E-10	0.00E+00	5.12E-10	0.00E+00	1.05E-04
Nb-95	6.22E-09	3.46E-09	1.86E-09	0.00E+00	3.42E-09	0.00E+00	2.10E-05
Mo-99	0.00E+00	4.31E-06	8.20E-07	0.00E+00	9.76E-06	0.00E+00	9.99E-06
Tc-99m	2.47E-10	6.98E-10	8.89E-09	0.00E+00	1.06E-08	3.42E-10	4.13E-07
Tc-101	2.54E-10	3.66E-10	3.59E-09	0.00E+00	6.59E-09	1.87E-10	1.10E-21
Ru-103	1.85E-07	0.00E+00	7.97E-08	0.00E+00	7.06E-07	0.00E+00	2.16E-05
Ru-105	1.54E-08	0.00E+00	6.08E-09	0.00E+00	1.99E-07	0.00E+00	9.42E-06
Ru-106	2.75E-06	0.00E+00	3.48E-07	0.00E+00	5.31E-06	0.00E+00	1.78E-04
Ag-110m	1.60E-07	1.48E-07	8.79E-08	0.00E+00	2.91E-07	0.00E+00	6.04E-05
Sb-122	2.00E-07	4.60E-09	6.90E-08	3.10E-09	0.00E+00	1.20E-07	7.60E-05
Sb-124	2.80E-06	5.30E-08	1.10E-06	6.80E-09	0.00E+00	2.18E-06	7.95E-05
Sb-125	1.79E-06	2.00E-08	4.26E-07	1.82E-09	0.00E+00	1.38E-06	1.97E-05

Table 3-3a

ADULT INGESTION DOSE FACTORS

(mrem per pCi ingested)

Isotope	BONE	LIVER	TOT BODY	THYROID	KIDNEY	LUNG	GILLI
Te-125m	2.68E-06	9.71E-07	3.59E-07	8.06E-07	1.09E-05	0.00E+00	1.07E-05
Te-127m	6.77E-06	2.42E-06	8.25E-07	1.73E-06	2.75E-05	0.00E+00	2.27E-05
Te-127	1.10E-07	3.95E-08	2.38E-08	8.15E-08	4.48E-07	0.00E+00	8.68E-06
Te-129m	1.15E-05	4.29E-06	1.82E-06	3.95E-06	4.80E-05	0.00E+00	5.79E-05
Te-129	3.14E-08	1.18E-08	7.65E-09	2.41E-08	1.32E-07	0.00E+00	2.37E-08
Te-131m	1.73E-06	8.46E-07	7.05E-07	1.34E-06	8.57E-06	0.00E+00	8.40E-05
Te-131	1.97E-08	8.23E-09	6.22E-09	1.62E-08	8.63E-09	0.00E+00	2.79E-09
Te-132	2.52E-06	1.63E-06	1.53E-06	1.80E-06	1.57E-05	0.00E+00	7.71E-05
I-130	7.56E-07	2.23E-06	8.80E-07	1.89E-04	3.48E-06	0.00E+00	1.92E-06
I-131	4.16E-06	5.95E-06	3.41E-06	1.95E-03	1.02E-05	0.00E+00	1.57E-06
I-132	2.03E-07	5.43E-07	1.90E-07	1.90E-05	8.65E-07	0.00E+00	1.02E-07
I-133	1.42E-06	2.47E-06	7.53E-07	3.63E-04	4.31E-06	0.00E+00	2.22E-06
I-134	1.06E-07	2.88E-07	1.03E-07	4.99E-06	4.58E-07	0.00E+00	2.51E-10
I-135	4.43E-07	1.16E-06	4.28E-07	7.65E-05	1.86E-06	0.00E+00	1.31E-06
Cs-134	6.22E-05	1.48E-04	1.21E-04	0.00E+00	4.79E-05	1.59E-05	2.59E-06
Cs-136	6.51E-06	2.57E-05	1.85E-05	0.00E+00	1.43E-05	1.96E-06	2.92E-06
Cs-137	7.97E-05	1.09E-04	7.14E-05	0.00E+00	3.70E-05	1.23E-05	2.11E-06
Cs-138	5.52E-08	1.09E-07	5.40E-08	0.00E+00	8.01E-08	7.91E-09	4.65E-13
Ba-139	9.70E-08	6.91E-11	2.84E-09	0.00E+00	6.46E-11	3.92E-11	1.72E-07
Ba-140	2.03E-05	2.55E-08	1.33E-06	0.00E+00	8.67E-09	1.46E-08	4.18E-05
Ba-141	4.71E-08	3.56E-11	1.59E-09	0.00E+00	3.31E-11	2.02E-11	2.22E-17
Ba-142	2.13E-08	2.19E-11	1.34E-09	0.00E+00	1.85E-11	1.24E-11	3.00E-26
La-140	2.50E-09	1.26E-09	3.33E-10	0.00E+00	0.00E+00	0.00E+00	9.25E-05
La-142	1.28E-10	5.82E-11	1.45E-11	0.00E+00	0.00E+00	0.00E+00	4.25E-07
Ce-141	9.36E-09	6.33E-09	7.19E-10	0.00E+00	2.94E-09	0.00E+00	2.42E-05
Ce-143	1.65E-09	1.22E-06	1.35E-10	0.00E+00	5.37E-10	0.00E+00	4.56E-05
Ce-144	4.88E-07	2.04E-07	2.62E-08	0.00E+00	1.21E-07	0.00E+00	1.65E-04
Pr-143	9.20E-09	3.69E-09	4.56E-10	0.00E+00	2.13E-09	0.00E+00	4.03E-05
Pr-144	3.01E-11	1.25E-11	1.53E-12	0.00E+00	7.05E-12	0.00E+00	4.33E-18
Nd-147	6.29E-09	7.27E-09	4.35E-10	0.00E+00	4.25E-09	0.00E+00	3.49E-05
W-187	1.03E-07	8.61E-08	3.01E-08	0.00E+00	0.00E+00	0.00E+00	2.32E-05
Np-239	1.19E-09	1.17E-10	6.45E-11	0.00E+00	3.65E-10	0.00E+00	2.40E-05
K-40	0.00E+00	0.00E+00	0.00E+00	0.00E+00	0.00E+00	0.00E+00	0.00E+00
Co-57	0.00E+00	1.75E-07	2.91E-07	0.00E+00	0.00E+00	0.00E+00	4.44E-06
Sr-85	0.00E+00	0.00E+00	0.00E+00	0.00E+00	0.00E+00	0.00E+00	0.00E+00
Y-88	0.00E+00	0.00E+00	0.00E+00	0.00E+00	0.00E+00	0.00E+00	0.00E+00
Nb-94	0.00E+00	0.00E+00	0.00E+00	0.00E+00	0.00E+00	0.00E+00	0.00E+00
Nb-97	5.22E-11	1.32E-11	4.82E-12	0.00E+00	1.54E-11	0.00E+00	4.87E-08
Cd-109	0.00E+00	0.00E+00	0.00E+00	0.00E+00	0.00E+00	0.00E+00	0.00E+00
Sn-113	0.00E+00	0.00E+00	0.00E+00	0.00E+00	0.00E+00	0.00E+00	0.00E+00
Ba-133	0.00E+00	0.00E+00	0.00E+00	0.00E+00	0.00E+00	0.00E+00	0.00E+00
Te-134	3.24E-08	2.12E-08	1.30E-08	2.83E-08	2.05E-07	0.00E+00	3.59E-11
Ce-139	0.00E+00	0.00E+00	0.00E+00	0.00E+00	0.00E+00	0.00E+00	0.00E+00
Hg-203	0.00E+00	0.00E+00	0.00E+00	0.00E+00	0.00E+00	0.00E+00	0.00E+00

Table 3-3b

TEEN INGESTION DOSE FACTORS

(mrem per pCi ingested)

Isotope	BONE	LIVER	TOT BODY	THYROID	KIDNEY	LUNG	GILLI
H-3	0.00E+00	1.06E-07	1.06E-07	1.06E-07	1.06E-07	1.06E-07	1.06E-07
Be-7	3.96E-09	8.87E-09	4.43E-09	0.00E+00	9.40E-09	0.00E+00	1.08E-06
Na-24	2.30E-06	2.30E-06	2.30E-06	2.30E-06	2.30E-06	2.30E-06	2.30E-06
P-32	2.76E-04	1.71E-05	1.07E-05	0.00E+00	0.00E+00	0.00E+00	2.32E-05
Cr-51	0.00E+00	0.00E+00	3.60E-09	2.00E-09	7.89E-10	5.14E-09	6.05E-07
Mn-54	0.00E+00	5.90E-06	1.17E-06	0.00E+00	1.76E-06	0.00E+00	1.21E-05
Mn-56	0.00E+00	1.58E-07	2.81E-08	0.00E+00	2.00E-07	0.00E+00	1.04E-05
Fe-55	3.78E-06	2.68E-06	6.25E-07	0.00E+00	0.00E+00	1.70E-06	1.16E-06
Fe-59	5.87E-06	1.37E-05	5.29E-06	0.00E+00	0.00E+00	4.32E-06	3.24E-05
Co-58	0.00E+00	9.72E-07	2.24E-06	0.00E+00	0.00E+00	0.00E+00	1.34E-05
Co-60	0.00E+00	2.81E-06	6.33E-06	0.00E+00	0.00E+00	0.00E+00	3.66E-05
Ni-63	1.77E-04	1.25E-05	6.00E-06	0.00E+00	0.00E+00	0.00E+00	1.99E-06
Ni-65	7.49E-07	9.57E-08	4.36E-08	0.00E+00	0.00E+00	0.00E+00	5.19E-06
Cu-64	0.00E+00	1.15E-07	5.41E-08	0.00E+00	2.91E-07	0.00E+00	8.92E-06
Zn-65	5.76E-06	2.00E-05	9.33E-06	0.00E+00	1.28E-05	0.00E+00	8.47E-06
Zn-69	1.47E-08	2.80E-08	1.96E-09	0.00E+00	1.83E-08	0.00E+00	5.16E-08
Br-83	0.00E+00	0.00E+00	5.74E-08	0.00E+00	0.00E+00	0.00E+00	0.00E+00
Br-84	0.00E+00	0.00E+00	7.22E-08	0.00E+00	0.00E+00	0.00E+00	0.00E+00
Br-85	0.00E+00	0.00E+00	3.05E-09	0.00E+00	0.00E+00	0.00E+00	0.00E+00
Rb-86	0.00E+00	2.98E-05	1.40E-05	0.00E+00	0.00E+00	0.00E+00	4.41E-06
Rb-88	0.00E+00	8.52E-08	4.54E-08	0.00E+00	0.00E+00	0.00E+00	7.30E-15
Rb-89	0.00E+00	5.50E-08	3.89E-08	0.00E+00	0.00E+00	0.00E+00	8.43E-17
Sr-89	4.40E-04	0.00E+00	1.26E-05	0.00E+00	0.00E+00	0.00E+00	5.24E-05
Sr-90	9.30E-03	0.00E+00	2.05E-03	0.00E+00	0.00E+00	0.00E+00	2.33E-04
Sr-91	8.07E-06	0.00E+00	3.21E-07	0.00E+00	0.00E+00	0.00E+00	3.66E-05
Sr-92	3.05E-06	0.00E+00	1.30E-07	0.00E+00	0.00E+00	0.00E+00	7.77E-05
Y-90	1.37E-08	0.00E+00	3.69E-10	0.00E+00	0.00E+00	0.00E+00	1.13E-04
Y-91m	1.29E-10	0.00E+00	4.93E-12	0.00E+00	0.00E+00	0.00E+00	6.09E-09
Y-91	2.01E-07	0.00E+00	5.39E-09	0.00E+00	0.00E+00	0.00E+00	8.24E-05
Y-92	1.21E-09	0.00E+00	3.50E-11	0.00E+00	0.00E+00	0.00E+00	3.32E-05
Y-93	3.33E-09	0.00E+00	1.05E-10	0.00E+00	0.00E+00	0.00E+00	1.17E-04
Zr-95	4.12E-08	1.30E-08	8.94E-09	0.00E+00	1.91E-08	0.00E+00	3.00E-05
Zr-97	2.37E-09	4.69E-10	2.16E-10	0.00E+00	7.11E-10	0.00E+00	1.27E-04
Nb-95	8.22E-09	4.56E-09	2.51E-09	0.00E+00	4.42E-09	0.00E+00	1.95E-05
Mo-99	0.00E+00	6.03E-06	1.15E-06	0.00E+00	1.38E-05	0.00E+00	1.08E-05
Tc-99m	3.32E-10	9.26E-10	1.20E-08	0.00E+00	1.38E-08	5.14E-10	6.08E-07
Tc-101	3.60E-10	5.12E-10	5.03E-09	0.00E+00	9.26E-09	3.12E-10	8.75E-17
Ru-103	2.55E-07	0.00E+00	1.09E-07	0.00E+00	8.99E-07	0.00E+00	2.13E-05
Ru-105	2.18E-08	0.00E+00	8.46E-09	0.00E+00	2.75E-07	0.00E+00	1.76E-05
Ru-106	3.92E-06	0.00E+00	4.94E-07	0.00E+00	7.56E-06	0.00E+00	1.88E-04
Ag-110m	2.05E-07	1.94E-07	1.18E-07	0.00E+00	3.70E-07	0.00E+00	5.45E-05
Sb-122	3.30E-07	6.42E-09	9.64E-08	4.19E-09	0.00E+00	2.06E-07	6.92E-05
Sb-124	3.86E-06	7.12E-08	1.51E-06	8.79E-09	0.00E+00	3.37E-06	7.81E-05
Sb-125	2.48E-06	2.71E-08	5.79E-07	2.36E-09	0.00E+00	2.16E-06	1.92E-05

Table 3-3b

TEEN INGESTION DOSE FACTORS

(mrem per pCi ingested)

Isotope	BONE	LIVER	TOT BODY	THYROID	KIDNEY	LUNG	GILLI
Te-125m	3.83E-06	1.38E-06	5.12E-07	1.07E-06	0.00E+00	0.00E+00	1.13E-05
Te-127m	9.67E-06	3.43E-06	1.15E-06	2.30E-06	3.92E-05	0.00E+00	2.41E-05
Te-127	1.58E-07	5.60E-08	3.40E-08	1.09E-07	6.40E-07	0.00E+00	1.22E-05
Te-129m	1.63E-05	6.05E-06	2.58E-06	5.26E-06	6.82E-05	0.00E+00	6.12E-05
Te-129	4.48E-08	1.67E-08	1.09E-08	3.20E-08	1.88E-07	0.00E+00	2.45E-07
Te-131m	2.44E-06	1.17E-06	9.76E-07	1.76E-06	1.22E-05	0.00E+00	9.39E-05
Te-131	2.79E-08	1.15E-08	8.72E-09	2.15E-08	1.22E-07	0.00E+00	2.29E-09
Te-132	3.49E-06	2.21E-06	2.08E-06	2.33E-06	2.12E-05	0.00E+00	7.00E-05
I-130	1.03E-06	2.98E-06	1.19E-06	2.43E-04	4.59E-06	0.00E+00	2.29E-06
I-131	5.85E-06	8.19E-06	4.40E-06	2.39E-03	1.41E-05	0.00E+00	1.62E-06
I-132	2.79E-07	7.30E-07	2.62E-07	2.46E-05	1.15E-06	0.00E+00	3.18E-07
I-133	2.01E-06	3.41E-06	1.04E-06	4.76E-04	5.98E-06	0.00E+00	2.58E-06
I-134	1.46E-07	3.87E-07	1.39E-07	6.45E-06	6.10E-07	0.00E+00	5.10E-09
I-135	6.10E-07	1.57E-06	5.82E-07	1.01E-04	2.48E-06	0.00E+00	1.74E-06
Cs-134	8.37E-05	1.97E-04	9.14E-05	0.00E+00	6.26E-05	2.39E-05	2.45E-06
Cs-136	8.59E-06	3.38E-05	2.27E-05	0.00E+00	1.84E-05	2.90E-06	2.72E-06
Cs-137	1.12E-04	1.49E-04	5.19E-05	0.00E+00	5.07E-05	1.97E-05	2.12E-06
Cs-138	7.76E-08	1.49E-07	7.45E-08	0.00E+00	1.10E-07	1.28E-08	6.76E-11
Ba-139	1.39E-07	9.78E-11	4.05E-09	0.00E+00	9.22E-11	6.74E-11	1.24E-06
Ba-140	2.84E-05	3.48E-08	1.83E-06	0.00E+00	1.18E-08	2.34E-08	4.38E-05
Ba-141	6.71E-08	5.01E-11	2.24E-09	0.00E+00	4.65E-11	3.43E-11	1.43E-13
Ba-142	2.99E-08	2.99E-11	1.84E-09	0.00E+00	2.53E-11	1.99E-11	9.18E-20
La-140	3.48E-09	1.71E-09	4.55E-10	0.00E+00	0.00E+00	0.00E+00	9.82E-05
La-142	1.79E-10	7.95E-11	1.98E-11	0.00E+00	0.00E+00	0.00E+00	2.42E-06
Ce-141	1.33E-08	8.88E-09	1.02E-09	0.00E+00	4.18E-09	0.00E+00	2.54E-05
Ce-143	2.35E-09	1.71E-06	1.91E-10	0.00E+00	7.67E-10	0.00E+00	5.14E-05
Ce-144	6.96E-07	2.88E-07	3.74E-08	0.00E+00	1.72E-07	0.00E+00	1.75E-04
Pr-143	1.31E-08	5.23E-09	6.52E-10	0.00E+00	3.04E-09	0.00E+00	4.31E-05
Pr-144	4.30E-11	1.76E-11	2.18E-12	0.00E+00	1.01E-11	0.00E+00	4.74E-14
Nd-147	9.38E-09	1.02E-08	6.11E-10	0.00E+00	5.99E-09	0.00E+00	3.68E-05
W-187	1.46E-07	1.19E-07	4.17E-08	0.00E+00	0.00E+00	0.00E+00	3.22E-05
Np-239	1.76E-09	1.66E-10	9.22E-11	0.00E+00	5.21E-10	0.00E+00	2.67E-05
K-40	0.00E+00	0.00E+00	0.00E+00	0.00E+00	0.00E+00	0.00E+00	0.00E+00
Co-57	0.00E+00	2.38E-07	3.99E-07	0.00E+00	0.00E+00	0.00E+00	4.44E-06
Sr-85	0.00E+00	0.00E+00	0.00E+00	0.00E+00	0.00E+00	0.00E+00	0.00E+00
Y-88	0.00E+00	0.00E+00	0.00E+00	0.00E+00	0.00E+00	0.00E+00	0.00E+00
Nb-94	0.00E+00	0.00E+00	0.00E+00	0.00E+00	0.00E+00	0.00E+00	0.00E+00
Nb-97	7.37E-11	1.83E-11	6.68E-12	0.00E+00	2.14E-11	0.00E+00	4.37E-07
Cd-109	0.00E+00	0.00E+00	0.00E+00	0.00E+00	0.00E+00	0.00E+00	0.00E+00
Sn-113	0.00E+00	0.00E+00	0.00E+00	0.00E+00	0.00E+00	0.00E+00	0.00E+00
Ba-133	0.00E+00	0.00E+00	0.00E+00	0.00E+00	0.00E+00	0.00E+00	0.00E+00
Te-134	4.47E-08	2.87E-03	3.00E-08	3.67E-03	2.74E-07	0.00E+00	1.66E-09
Ce-139	0.00E+00	0.00E+00	0.00E+00	0.00E+00	0.00E+00	0.00E+00	0.00E+00
Hg-203	0.00E+00	0.00E+00	0.00E+00	0.00E+00	0.00E+00	0.00E+00	0.00E+00

Table 3-3c

CHILD INGESTION DOSE FACTORS

(mrem per pCi ingested)

Isotope	BONE	LIVER	TOT BODY	THYROID	KIDNEY	LUNG	GILLI
H-3	0.00E+00	2.03E-07	2.03E-07	2.03E-07	2.03E-07	2.03E-07	2.03E-07
Be-7	1.18E-08	2.00E-08	1.32E-08	0.00E+00	1.97E-08	0.00E+00	1.12E-06
Na-24	5.80E-06	5.80E-06	5.80E-06	5.80E-06	5.80E-06	5.80E-06	5.80E-06
P-32	8.25E-04	3.86E-05	3.18E-05	0.00E+00	0.00E+00	0.00E+00	2.28E-05
Cr-51	0.00E+00	0.00E+00	8.90E-09	4.94E-09	1.35E-09	9.02E-09	4.72E-07
Mn-54	0.00E+00	1.07E-05	2.85E-06	0.00E+00	3.00E-06	0.00E+00	8.98E-06
Mn-56	0.00E+00	3.34E-07	7.54E-08	0.00E+00	4.04E-07	0.00E+00	4.84E-05
Fe-55	1.15E-05	6.10E-06	1.89E-06	0.00E+00	0.00E+00	3.45E-06	1.13E-06
Fe-59	1.65E-05	2.67E-05	1.33E-05	0.00E+00	0.00E+00	7.74E-06	2.78E-05
Co-58	0.00E+00	1.80E-06	5.51E-06	0.00E+00	0.00E+00	0.00E+00	1.05E-05
Co-60	0.00E+00	5.29E-06	1.56E-05	0.00E+00	0.00E+00	0.00E+00	2.93E-05
Ni-63	5.38E-04	2.88E-05	1.83E-05	0.00E+00	0.00E+00	0.00E+00	1.94E-06
Ni-65	2.22E-06	2.09E-07	1.22E-07	0.00E+00	0.00E+00	0.00E+00	2.56E-05
Cu-64	0.00E+00	2.45E-07	1.48E-07	0.00E+00	5.92E-07	0.00E+00	1.15E-05
Zn-65	1.37E-05	3.65E-05	2.27E-05	0.00E+00	2.30E-05	0.00E+00	6.41E-06
Zn-69	4.38E-08	6.33E-08	5.85E-09	0.00E+00	3.84E-08	0.00E+00	3.99E-06
Br-83	0.00E+00	0.00E+00	1.71E-07	0.00E+00	0.00E+00	0.00E+00	0.00E+00
Br-84	0.00E+00	0.00E+00	1.98E-07	0.00E+00	0.00E+00	0.00E+00	0.00E+00
Br-85	0.00E+00	0.00E+00	9.12E-09	0.00E+00	0.00E+00	0.00E+00	0.00E+00
Rb-86	0.00E+00	6.70E-05	4.12E-05	0.00E+00	0.00E+00	0.00E+00	4.31E-06
Rb-88	0.00E+00	1.90E-07	1.32E-07	0.00E+00	0.00E+00	0.00E+00	9.32E-09
Rb-89	0.00E+00	1.17E-07	1.04E-07	0.00E+00	0.00E+00	0.00E+00	1.02E-09
Sr-89	1.32E-03	0.00E+00	3.77E-05	0.00E+00	0.00E+00	0.00E+00	5.11E-05
Sr-90	1.70E-02	0.00E+00	4.31E-03	0.00E+00	0.00E+00	0.00E+00	2.29E-04
Sr-91	2.40E-05	0.00E+00	9.06E-07	0.00E+00	0.00E+00	0.00E+00	5.30E-05
Sr-92	9.03E-06	0.00E+00	3.62E-07	0.00E+00	0.00E+00	0.00E+00	1.71E-04
Y-90	4.11E-08	0.00E+00	1.10E-09	0.00E+00	0.00E+00	0.00E+00	1.17E-04
Y-91m	3.82E-10	0.00E+00	1.39E-11	0.00E+00	0.00E+00	0.00E+00	7.48E-07
Y-91	6.02E-07	0.00E+00	1.61E-08	0.00E+00	0.00E+00	0.00E+00	8.02E-05
Y-92	3.60E-09	0.00E+00	1.03E-10	0.00E+00	0.00E+00	0.00E+00	1.04E-04
Y-93	1.14E-08	0.00E+00	3.13E-10	0.00E+00	0.00E+00	0.00E+00	1.70E-04
Zr-95	1.16E-07	2.55E-08	2.27E-08	0.00E+00	3.65E-08	0.00E+00	2.66E-05
Zr-97	6.99E-09	1.01E-09	5.96E-10	0.00E+00	1.45E-09	0.00E+00	1.53E-04
Nb-95	2.25E-08	8.76E-09	6.26E-09	0.00E+00	8.23E-09	0.00E+00	1.62E-05
Mo-99	0.00E+00	1.33E-05	3.29E-06	0.00E+00	2.84E-05	0.00E+00	1.10E-05
Tc-99m	9.23E-10	1.81E-09	3.00E-08	0.00E+00	2.63E-08	9.19E-10	1.03E-06
Tc-101	1.07E-09	1.12E-09	1.42E-08	0.00E+00	1.91E-08	5.92E-10	3.56E-09
Ru-103	7.31E-07	0.00E+00	2.81E-07	0.00E+00	1.84E-06	0.00E+00	1.89E-05
Ru-105	6.45E-08	0.00E+00	2.34E-08	0.00E+00	5.67E-07	0.00E+00	4.21E-05
Ru-106	1.17E-05	0.00E+00	1.46E-06	0.00E+00	1.58E-05	0.00E+00	1.82E-04
Ag-110m	5.39E-07	3.64E-07	2.91E-07	0.00E+00	6.78E-07	0.00E+00	4.33E-05
Sb-122	9.83E-07	1.45E-08	2.88E-07	1.26E-08	0.00E+00	4.00E-07	7.56E-05
Sb-124	1.11E-05	1.44E-07	3.88E-06	2.44E-08	0.00E+00	6.15E-06	6.93E-05
Sb-125	7.15E-06	5.51E-08	1.50E-06	6.63E-09	0.00E+00	3.98E-06	1.71E-05

Table 3-3c

CHILD INGESTION DOSE FACTORS

(mrem per pCi ingested)

Isotope	BONE	LIVER	TOT BODY	THYROID	KIDNEY	LUNG	GILLI
Te-125m	1.14E-05	3.09E-06	1.52E-06	3.20E-06	0.00E+00	0.00E+00	1.10E-05
Te-127m	2.89E-05	7.78E-06	3.43E-06	6.91E-06	8.24E-05	0.00E+00	2.34E-05
Te-127	4.71E-07	1.27E-07	1.01E-07	3.26E-07	1.34E-06	0.00E+00	1.84E-05
Te-129m	4.87E-05	1.36E-05	7.56E-06	1.57E-05	1.43E-04	0.00E+00	5.94E-05
Te-129	1.34E-07	3.74E-08	3.18E-08	9.56E-08	3.92E-07	0.00E+00	8.34E-06
Te-131m	7.20E-06	2.49E-06	2.65E-06	5.12E-06	2.41E-05	0.00E+00	1.01E-04
Te-131	8.30E-08	2.53E-08	2.47E-08	6.35E-08	2.51E-07	0.00E+00	4.36E-07
Te-132	1.01E-05	4.47E-06	5.40E-06	6.51E-06	4.15E-05	0.00E+00	4.50E-05
I-130	2.92E-06	5.90E-06	3.04E-06	6.50E-04	8.82E-06	0.00E+00	2.76E-06
I-131	1.72E-05	1.73E-05	9.83E-06	5.72E-03	2.84E-05	0.00E+00	1.54E-06
I-132	8.00E-07	1.47E-06	6.76E-07	6.92E-05	2.25E-06	0.00E+00	1.73E-06
I-133	5.92E-06	7.32E-06	2.77E-06	1.36E-03	1.22E-05	0.00E+00	2.95E-06
I-134	4.19E-07	7.78E-07	3.58E-07	1.79E-05	1.19E-06	0.00E+00	5.16E-07
I-135	1.75E-06	3.15E-06	1.49E-06	2.79E-04	4.83E-06	0.00E+00	2.40E-06
Cs-134	2.34E-04	3.84E-04	8.10E-05	0.00E+00	1.19E-04	4.27E-05	2.07E-06
Cs-136	2.35E-05	6.46E-05	4.18E-05	0.00E+00	3.44E-05	5.13E-06	2.27E-06
Cs-137	3.27E-04	3.13E-04	4.62E-05	0.00E+00	1.02E-04	3.67E-05	1.96E-06
Cs-138	2.28E-07	3.17E-07	2.01E-07	0.00E+00	2.23E-07	2.40E-08	1.46E-07
Ba-139	4.14E-07	2.21E-10	1.20E-08	0.00E+00	1.93E-10	1.30E-10	2.39E-05
Ba-140	8.31E-05	7.29E-08	4.85E-06	0.00E+00	2.37E-08	4.34E-08	4.21E-05
Ba-141	2.00E-07	1.12E-10	6.51E-09	0.00E+00	9.69E-11	6.58E-10	1.14E-07
Ba-142	8.74E-08	6.29E-11	4.88E-09	0.00E+00	5.09E-11	3.70E-11	1.14E-09
La-140	1.01E-08	3.53E-09	1.19E-09	0.00E+00	0.00E+00	0.00E+00	9.84E-05
La-142	5.24E-10	1.67E-10	5.23E-11	0.00E+00	0.00E+00	0.00E+00	3.31E-05
Ce-141	3.97E-08	1.98E-08	2.94E-09	0.00E+00	9.68E-09	0.00E+00	2.47E-05
Ce-143	6.99E-09	3.79E-06	5.49E-10	0.00E+00	1.59E-09	0.00E+00	5.55E-05
Ce-144	2.08E-06	6.52E-07	1.11E-07	0.00E+00	3.61E-07	0.00E+00	1.70E-04
Pr-143	3.93E-08	1.18E-08	1.95E-09	0.00E+00	6.39E-09	0.00E+00	4.24E-05
Pr-144	1.29E-10	3.99E-11	6.49E-12	0.00E+00	2.11E-11	0.00E+00	8.59E-08
Nd-147	2.79E-08	2.26E-08	1.75E-09	0.00E+00	1.24E-08	0.00E+00	3.58E-05
W-187	4.29E-07	2.54E-07	1.14E-07	0.00E+00	0.00E+00	0.00E+00	3.57E-05
Np-239	5.25E-09	3.77E-10	2.65E-10	0.00E+00	1.09E-09	0.00E+00	2.79E-05
K-40	0.00E+00	0.00E+00	0.00E+00	0.00E+00	0.00E+00	0.00E+00	0.00E+00
Co-57	0.00E+00	4.93E-07	9.98E-07	0.00E+00	0.00E+00	0.00E+00	4.04E-06
Sr-85	0.00E+00	0.00E+00	0.00E+00	0.00E+00	0.00E+00	0.00E+00	0.00E+00
Y-88	0.00E+00	0.00E+00	0.00E+00	0.00E+00	0.00E+00	0.00E+00	0.00E+00
Nb-94	0.00E+00	0.00E+00	0.00E+00	0.00E+00	0.00E+00	0.00E+00	0.00E+00
Nb-97	2.17E-10	3.92E-11	1.83E-11	0.00E+00	4.35E-11	0.00E+00	1.21E-05
Cd-109	0.00E+00	0.00E+00	0.00E+00	0.00E+00	0.00E+00	0.00E+00	0.00E+00
Sn-113	0.00E+00	0.00E+00	0.00E+00	0.00E+00	0.00E+00	0.00E+00	0.00E+00
Ba-133	0.00E+00	0.00E+00	0.00E+00	0.00E+00	0.00E+00	0.00E+00	0.00E+00
Te-134	1.29E-07	5.80E-08	7.74E-08	1.02E-07	5.37E-07	0.00E+00	5.89E-07
Ce-139	0.00E+00	0.00E+00	0.00E+00	0.00E+00	0.00E+00	0.00E+00	0.00E+00
Hg-203	0.00E+00	0.00E+00	0.00E+00	0.00E+00	0.00E+00	0.00E+00	0.00E+00

Table 3-3d

INFANT INGESTION DOSE FACTORS

(mrem per pCi ingested)

Isotope	BONE	LIVER	TOT BODY	THYROID	KIDNEY	LUNG	GILLI
H-3	0.00E+00	3.08E-07	3.08E-07	3.08E-07	3.08E-07	3.08E-07	3.08E-07
Be-7	2.26E-08	4.72E-08	2.51E-08	0.00E+00	3.34E-08	0.00E+00	1.11E-06
Na-24	1.01E-05	1.01E-05	1.01E-05	1.01E-05	1.01E-05	1.01E-05	1.01E-05
P-32	1.70E-03	1.00E-04	6.59E-05	0.00E+00	0.00E+00	0.00E+00	2.30E-05
Cr-51	0.00E+00	0.00E+00	1.41E-08	9.20E-09	2.01E-09	1.79E-08	4.11E-07
Mn-54	0.00E+00	1.99E-05	4.51E-06	0.00E+00	4.41E-06	0.00E+00	7.31E-06
Mn-56	0.00E+00	8.18E-07	1.41E-07	0.00E+00	7.03E-07	0.00E+00	7.43E-05
Fe-55	1.39E-05	8.99E-06	2.40E-06	0.00E+00	0.00E+00	4.39E-06	1.14E-06
Fe-59	3.08E-05	5.38E-05	2.12E-05	0.00E+00	0.00E+00	1.59E-05	2.57E-05
Co-58	0.00E+00	3.60E-06	8.98E-06	0.00E+00	0.00E+00	0.00E+00	8.97E-06
Co-60	0.00E+00	1.08E-05	2.55E-05	0.00E+00	0.00E+00	0.00E+00	2.57E-05
Ni-63	6.34E-04	3.92E-05	2.20E-05	0.00E+00	0.00E+00	0.00E+00	1.95E-06
Ni-65	4.70E-06	5.32E-07	2.42E-07	0.00E+00	0.00E+00	0.00E+00	4.05E-05
Cu-64	0.00E+00	6.09E-07	2.82E-07	0.00E+00	1.03E-06	0.00E+00	1.25E-05
Zn-65	1.84E-05	6.31E-05	2.91E-05	0.00E+00	3.06E-05	0.00E+00	5.33E-05
Zn-69	9.33E-08	1.68E-07	1.25E-08	0.00E+00	6.98E-08	0.00E+00	1.37E-05
Br-83	0.00E+00	0.00E+00	3.63E-07	0.00E+00	0.00E+00	0.00E+00	0.00E+00
Br-84	0.00E+00	0.00E+00	3.82E-07	0.00E+00	0.00E+00	0.00E+00	0.00E+00
Br-85	0.00E+00	0.00E+00	1.94E-08	0.00E+00	0.00E+00	0.00E+00	0.00E+00
Rb-86	0.00E+00	1.70E-04	8.40E-05	0.00E+00	0.00E+00	0.00E+00	4.35E-06
Rb-88	0.00E+00	4.98E-07	2.73E-07	0.00E+00	0.00E+00	0.00E+00	4.85E-07
Rb-89	0.00E+00	2.86E-07	1.97E-07	0.00E+00	0.00E+00	0.00E+00	9.74E-08
Sr-89	2.51E-03	0.00E+00	7.20E-05	0.00E+00	0.00E+00	0.00E+00	5.16E-05
Sr-90	1.85E-02	0.00E+00	4.71E-03	0.00E+00	0.00E+00	0.00E+00	2.31E-04
Sr-91	5.00E-05	0.00E+00	1.81E-06	0.00E+00	0.00E+00	0.00E+00	5.92E-05
Sr-92	1.92E-05	0.00E+00	7.13E-07	0.00E+00	0.00E+00	0.00E+00	2.07E-04
Y-90	8.69E-08	0.00E+00	2.33E-09	0.00E+00	0.00E+00	0.00E+00	1.20E-04
Y-91m	8.10E-10	0.00E+00	2.76E-11	0.00E+00	0.00E+00	0.00E+00	2.70E-06
Y-91	1.13E-06	0.00E+00	3.01E-08	0.00E+00	0.00E+00	0.00E+00	8.10E-05
Y-92	7.65E-09	0.00E+00	2.15E-10	0.00E+00	0.00E+00	0.00E+00	1.46E-04
Y-93	2.43E-08	0.00E+00	6.62E-10	0.00E+00	0.00E+00	0.00E+00	1.92E-04
Zr-95	2.06E-07	5.02E-08	3.56E-08	0.00E+00	5.41E-08	0.00E+00	2.50E-05
Zr-97	1.48E-08	2.54E-09	1.16E-09	0.00E+00	2.56E-09	0.00E+00	1.62E-04
Nb-95	4.20E-08	1.73E-08	1.00E-08	0.00E+00	1.24E-08	0.00E+00	1.46E-05
Mo-99	0.00E+00	3.40E-05	6.63E-06	0.00E+00	5.08E-05	0.00E+00	1.12E-05
Tc-99m	1.92E-09	3.96E-09	5.10E-08	0.00E+00	4.26E-08	2.07E-09	1.15E-06
Tc-101	2.27E-09	2.86E-09	2.83E-08	0.00E+00	3.40E-08	1.56E-09	4.86E-07
Ru-103	1.48E-06	0.00E+00	4.95E-07	0.00E+00	3.08E-06	0.00E+00	1.80E-05
Ru-105	1.36E-07	0.00E+00	4.58E-08	0.00E+00	1.00E-06	0.00E+00	5.41E-05
Ru-106	2.41E-05	0.00E+00	3.01E-06	0.00E+00	2.85E-05	0.00E+00	1.83E-04
Ag-110m	9.96E-07	7.27E-07	4.81E-07	0.00E+00	1.04E-06	0.00E+00	3.77E-05
Sb-122	2.10E-06	3.85E-08	6.13E-07	3.14E-08	0.00E+00	1.09E-06	7.65E-05
Sb-124	2.14E-05	3.15E-07	6.63E-06	5.68E-08	0.00E+00	1.34E-05	6.60E-05
Sb-125	1.23E-05	1.19E-07	2.53E-06	1.54E-08	0.00E+00	7.72E-06	1.64E-05

Table 3-3d

INFANT INGESTION DOSE FACTORS

(mrem per pCi ingested)

Isotope	BONE	LIVER	TOT BODY	THYROID	KIDNEY	LUNG	GILLI
Te-125m	2.33E-05	7.79E-06	3.15E-06	7.84E-06	0.00E+00	0.00E+00	1.11E-05
Te-127m	5.85E-05	1.94E-05	7.08E-06	1.69E-05	1.44E-04	0.00E+00	2.36E-05
Te-127	1.00E-06	3.35E-07	2.15E-07	8.14E-07	2.44E-06	0.00E+00	2.10E-05
Te-129m	1.00E-04	3.43E-05	1.54E-05	3.84E-05	2.50E-04	0.00E+00	5.97E-05
Te-129	2.84E-07	9.79E-08	6.63E-08	2.38E-07	7.07E-07	0.00E+00	2.27E-05
Te-131m	1.52E-05	6.12E-06	5.05E-06	1.24E-05	4.21E-05	0.00E+00	1.03E-04
Te-131	1.76E-07	6.50E-08	4.94E-08	1.57E-07	4.50E-07	0.00E+00	7.11E-06
Te-132	2.08E-05	1.03E-05	9.61E-06	1.52E-05	6.44E-05	0.00E+00	3.81E-05
I-130	6.00E-06	1.32E-05	5.30E-06	1.48E-03	1.45E-05	0.00E+00	2.83E-06
I-131	3.59E-05	4.23E-05	1.86E-05	1.39E-02	4.94E-05	0.00E+00	1.51E-06
I-132	1.66E-06	3.37E-06	1.20E-06	1.58E-04	3.76E-06	0.00E+00	2.73E-06
I-133	1.25E-05	1.82E-05	5.33E-06	3.31E-03	2.14E-05	0.00E+00	3.08E-06
I-134	8.69E-07	1.78E-06	6.33E-07	4.15E-05	1.99E-06	0.00E+00	1.84E-06
I-135	3.64E-06	7.24E-06	2.64E-06	6.49E-04	8.07E-06	0.00E+00	2.62E-06
Cs-134	3.77E-04	7.03E-04	7.10E-05	0.00E+00	1.81E-04	7.42E-05	1.91E-06
Cs-136	4.59E-05	1.35E-04	5.04E-05	0.00E+00	5.38E-05	1.10E-05	2.05E-06
Cs-137	5.22E-04	6.11E-04	4.33E-05	0.00E+00	1.64E-04	6.64E-05	1.91E-06
Cs-138	4.81E-07	7.82E-07	3.79E-07	0.00E+00	3.90E-07	6.09E-08	1.25E-06
Ba-139	8.81E-07	5.84E-10	2.55E-08	0.00E+00	3.51E-10	3.54E-10	5.58E-05
Ba-140	1.71E-04	1.71E-07	8.91E-06	0.00E+00	4.06E-08	1.05E-07	4.20E-05
Ba-141	4.25E-07	2.91E-10	1.34E-08	0.00E+00	1.75E-10	1.77E-10	5.19E-06
Ba-142	1.84E-07	1.53E-10	9.06E-09	0.00E+00	8.81E-11	9.26E-11	7.59E-07
La-140	2.11E-08	8.32E-09	2.14E-09	0.00E+00	0.00E+00	0.00E+00	9.77E-05
La-142	1.10E-09	4.04E-10	9.67E-11	0.00E+00	0.00E+00	0.00E+00	6.86E-05
Ce-141	7.87E-08	4.80E-08	5.65E-09	0.00E+00	1.48E-08	0.00E+00	2.48E-05
Ce-143	1.48E-08	9.82E-06	1.12E-09	0.00E+00	2.86E-09	0.00E+00	5.73E-05
Ce-144	2.98E-06	1.22E-06	1.67E-07	0.00E+00	4.93E-07	0.00E+00	1.71E-04
Pr-143	8.13E-08	3.04E-08	4.03E-09	0.00E+00	1.13E-08	0.00E+00	4.29E-05
Pr-144	2.74E-10	1.06E-10	1.38E-11	0.00E+00	3.84E-11	0.00E+00	4.93E-06
Nd-147	5.53E-08	5.63E-08	3.48E-09	0.00E+00	2.19E-08	0.00E+00	3.60E-05
W-187	9.03E-07	6.28E-07	2.17E-07	0.00E+00	0.00E+00	0.00E+00	3.69E-05
Np-239	1.11E-08	9.93E-10	5.61E-10	0.00E+00	1.93E-09	0.00E+00	2.87E-05
K-40	0.00E+00	0.00E+00	0.00E+00	0.00E+00	0.00E+00	0.00E+00	0.00E+00
Co-57	0.00E+00	1.15E-06	1.87E-06	0.00E+00	0.00E+00	0.00E+00	3.92E-06
Sr-85	0.00E+00	0.00E+00	0.00E+00	0.00E+00	0.00E+00	0.00E+00	0.00E+00
Y-88	0.00E+00	0.00E+00	0.00E+00	0.00E+00	0.00E+00	0.00E+00	0.00E+00
Nb-94	0.00E+00	0.00E+00	0.00E+00	0.00E+00	0.00E+00	0.00E+00	0.00E+00
Nb-97	0.00E+00	0.00E+00	0.00E+00	0.00E+00	0.00E+00	0.00E+00	0.00E+00
Cd-109	0.00E+00	0.00E+00	0.00E+00	0.00E+00	0.00E+00	0.00E+00	0.00E+00
Sn-113	0.00E+00	0.00E+00	0.00E+00	0.00E+00	0.00E+00	0.00E+00	0.00E+00
Ba-133	0.00E+00	0.00E+00	0.00E+00	0.00E+00	0.00E+00	0.00E+00	0.00E+00
Te-134	0.00E+00	0.00E+00	0.00E+00	0.00E+00	0.00E+00	0.00E+00	0.00E+00
Ce-139	0.00E+00	0.00E+00	0.00E+00	0.00E+00	0.00E+00	0.00E+00	0.00E+00
Hg-203	0.00E+00	0.00E+00	0.00E+00	0.00E+00	0.00E+00	0.00E+00	0.00E+00

Table 3 - 4
TOTAL BODY DOSE FACTORS

Ki
FROM NOBLE GASES (GAMMA)

NUCLIDE	Gamma TB*	X	(pCi/uCi)	X	FINITE CLOUD ** CORRECTION	=	Ki***
					FACTOR		
Kr-83m	7.56E-03		1.00E+6		7.62E-01		5.76E-02
Kr-85m	1.17E-03		1.00E+6		6.22E-01		7.28E+02
Kr-85	1.61E-05		1.00E+6		5.31E-01		8.55E+00
Kr-87	5.92E-03		1.00E+6		4.21E-01		2.49E+03
Kr-88	1.47E-02		1.00E+6		3.90E-01		5.73E+03
Kr-89	1.66E-02		1.00E+6		4.13E-01		6.85E+03
Kr-90	1.56E-02		1.00E+6		4.49E-01		7.01E+03
Xe-131m	9.15E-05		1.00E+6		7.49E-01		6.86E+01
Xe-133m	2.51E-04		1.00E+6		7.10E-01		1.78E+02
Xe-133	2.94E-04		1.00E+6		7.62E-01		2.24E+02
Xe-135m	3.12E-03		1.00E+6		5.34E-01		1.67E+03
Xe-135	1.81E-03		1.00E+6		6.36E-01		1.15E+03
Xe-137	1.42E-03		1.00E+6		5.02E-01		7.13E+02
Xe-138	8.83E-03		1.00E+6		4.28E-01		3.78E+03
Ar-41	8.84E-03		1.00E+6		4.37E-01		3.86E+03

* From Regulatory Guide 1.109, Table B-1 (mrem/yr per pCi/cu mtr)

** The finite cloud correction factor is described in Section 3.6.

*** Ki (mrem/yr per uCi/cu mtr)

Table 3 - 5
SKIN DOSE FACTORS

Li
FROM NOBLE GASES (BETA)

NUCLIDE	Beta Skin*	X	(pCi/uCi)	=	Li**
Kr-83m	0.00E+00		1.00E+6		0.00E+00
Kr-85m	1.46E-03		1.00E+6		1.46E+03
Kr-85	1.34E-03		1.00E+6		1.34E+03
Kr-87	9.73E-03		1.00E+6		9.73E+03
Kr-88	2.37E-03		1.00E+6		2.37E+03
Kr-89	1.01E-02		1.00E+6		1.01E+04
Kr-90	7.29E-03		1.00E+6		7.29E+03
Xe-131m	4.76E-04		1.00E+6		4.76E+02
Xe-133m	9.94E-04		1.00E+6		9.94E+02
Xe-133	3.06E-04		1.00E+6		3.06E+02
Xe-135m	7.11E-04		1.00E+6		7.11E+02
Xe-135	1.86E-03		1.00E+6		1.86E+03
Xe-137	1.22E-02		1.00E+6		1.22E+04
Xe-138	4.13E-03		1.00E+6		4.13E+03
Ar-41	2.69E-03		1.00E+6		2.69E+03

* From Regulatory Guide 1.109, Table B-1 (mrem/yr per pCi/cu mtr)

** Li (mrem/yr per uCi/cu mtr)

Table 3 - 6
AIR DOSE FACTORS

Mi

FROM NOBLE GASES (GAMMA)

NUCLIDE	Gamma*	X	(pCi/uCi)	X	FINITE CLOUD **	=	Mi***
					CORRECTION FACTOR		
Kr-83m	1.93E-05		1.00E+6		7.62E-01		1.47E+01
Kr-85m	1.23E-03		1.00E+6		6.22E-01		7.65E+02
Kr-85	1.72E-05		1.00E+6		5.31E-01		9.13E+00
Kr-87	6.17E-03		1.00E+6		4.21E-01		2.60E+03
Kr-88	1.52E-02		1.00E+6		3.90E-01		5.93E+03
Kr-89	1.73E-02		1.00E+6		4.13E-01		7.14E+03
Kr-90	1.63E-02		1.00E+6		4.49E-01		7.33E+03
Xe-131m	1.56E-04		1.00E+6		7.49E-01		1.17E+02
Xe-133m	3.27E-04		1.00E+6		7.10E-01		2.32E+02
Xe-133	3.53E-04		1.00E+6		7.62E-01		2.69E+02
Xe-135m	3.36E-03		1.00E+6		5.34E-01		1.79E+03
Xe-135	1.92E-03		1.00E+6		6.36E-01		1.22E+03
Xe-137	1.51E-03		1.00E+6		5.02E-01		7.58E+02
Xe-138	9.21E-03		1.00E+6		4.28E-01		3.94E+03
Ar-41	9.30E-03		1.00E+6		4.37E-01		4.06E+03

* From Regulatory Guide 1.109, Table B-1 (mrad/yr per pCi/cu mtr)

** The finite cloud correction factor is described in Section 3.6.

*** Mi (mrad/yr per uCi/cu mtr)

Table 3 - 7
AIR DOSE FACTORS

Ni

FROM NOBLE GASES (BETA)

NUCLIDE	Beta*	X	(pCi/uCi)	=	Ni**
Kr-83m	2.88E-04		1.00E+6		2.88E+02
Kr-85m	1.97E-03		1.00E+6		1.97E+03
Kr-85	1.95E-03		1.00E+6		1.95E+03
Kr-87	1.03E-02		1.00E+6		1.03E+04
Kr-88	2.93E-03		1.00E+6		2.93E+03
Kr-89	1.06E-02		1.00E+6		1.06E+04
Kr-90	7.83E-03		1.00E+6		7.83E+03
Xe-131m	1.11E-03		1.00E+6		1.11E+03
Xe-133m	1.48E-03		1.00E+6		1.48E+03
Xe-133	1.05E-03		1.00E+6		1.05E+03
Xe-135m	7.39E-04		1.00E+6		7.39E+02
Xe-135	2.46E-03		1.00E+6		2.46E+03
Xe-137	1.27E-02		1.00E+6		1.27E+04
Xe-138	4.75E-03		1.00E+6		4.75E+03
Ar-41	3.28E-03		1.00E+6		3.28E+03

* From Regulatory Guide 1.109, Table B-1 (mrad/yr per pCi/cu mtr)

** Ni (mrad/yr per uCi/cu mtr)

TABLE 3 – 8

DOSE FACTORS FOR SITE BOUNDARY USING STANDARD ISOTOPIC MIXTURES

INSTANTANEOUS RELEASE MIXTURE

Nuclide	Relative Abundance
Kr 85m	5.56E-2
Kr 87	5.70E-2
Kr 88	11.95E-2
Xe 133m	1.14E-2
Xe 133	53.57E-2
Xe 135m	12.01E-2
Xe 135	3.25E-2
Ar 41	6.82E-2

WEIGHTED DOSE FACTORS

$$K = 1.49E+3 \text{ (mrem} - \text{m}^3 \text{ per } \mu\text{Ci-yr)}$$

$$L = 1.42E+3 \text{ (mrem} - \text{m}^3 \text{ per } \mu\text{Ci-yr)}$$

$$M = 1.58E+3 \text{ (mrad} - \text{m}^3 \text{ per } \mu\text{Ci-yr)}$$

$$N = 2.02E+3 \text{ (mrad} - \text{m}^3 \text{ per } \mu\text{Ci-yr)}$$

(SEE SECTION 3.3.1)

INSTANTANEOUS RELEASE MIXTURE

Nuclide	Relative Abundance
Kr 85	5.33E-5
Kr 85m	1.63E-2
Xe 131m	4.72E-4
Xe 133m	4.46E-4
Xe 133	7.89E-1
Xe135	1.93E-1

3.6.1 WEIGHTED DOSE FACTORS

$$K = 4.11E+2 \text{ (mrem} - \text{m}^3 \text{ per } \mu\text{Ci-yr)}$$

$$L = 6.25E+2 \text{ (mrem} - \text{m}^3 \text{ per } \mu\text{Ci-yr)}$$

$$M = 4.61E+2 \text{ (mrad} - \text{m}^3 \text{ per } \mu\text{Ci-yr)}$$

$$N = 1.34E+3 \text{ (mrad} - \text{m}^3 \text{ per } \mu\text{Ci-yr)}$$

TABLE 3-8 BASES

Instantaneous Mix:

These dose factors are generated from the mixture that would be seen in the reactor coolant (undecayed) if the unit were operated with several leaking rods with exposed fuel. The mixture was chosen based upon review of pressurized reactor coolant samples taken during operation with varying fuel conditions (pct, exposed fuel, tramp only). This mixture provided the most restrictive mixture and is used to calculate a conservative instantaneous release rate in uCi/sec before an actual sample of the release is available (see Appendix 3A).

Time Averaged Release Mixture:

This mixture is the conservative time averaged release mixture taken from a review of three years of semi-annual effluent reports. This mixture was from the most restrictive release period (first quarter 1984) reviewed. These dose factors are used to determine representative time averaged release rates in curies/seconds.

TABLE 3 – 9LOCATIONS OF SITE BOUNDARY AND NEAREST RESIDENCE

SECTOR	DISTANCE* NEAREST POINT OF SITE BOUNDARY (Meters)	DISTANCE* NEAREST RESIDENCE (Meters)
N	RIVER	1950
NNW	RIVER	1740
NW	RIVER	1830
WNW	RIVER	1830
W	RIVER	1890
WSW	RIVER	2135
SW	350	2745
SSW	380	1525
S	580	1280
SSE	595	1220
SE	580	1100
ESE	580	704
E	625	730
ENE	760	1370
NE	790	1525
NNE	RIVER	3050

* Measured from Indian Point 3.

Table 3-10a

3

ADULT INHALATION Ri(I) (mrem/yr per uCi/m)

Isotope	BONE	LIVER	TOT BODY	THYROID	KIDNEY	LUNG	GILLI
H-3	0.00E+00	1.26E+03	1.26E+03	1.26E+03	1.26E+03	1.26E+03	1.26E+03
Be-7	0.00E+00	0.00E+00	0.00E+00	0.00E+00	0.00E+00	0.00E+00	0.00E+00
Na-24	1.02E+04	1.02E+04	1.02E+04	1.02E+04	1.02E+04	1.02E+04	1.02E+04
P-32	1.32E+06	7.71E+04	5.01E+04	0.00E+00	0.00E+00	0.00E+00	8.64E+04
Cr-51	0.00E+00	0.00E+00	1.00E+02	5.95E+01	2.28E+01	1.44E+04	3.32E+03
Mn-54	0.00E+00	3.96E+04	6.30E+03	0.00E+00	9.84E+03	1.40E+06	7.74E+04
Mn-56	0.00E+00	1.24E+00	1.83E-01	0.00E+00	1.30E+00	9.44E+03	2.02E+04
Fe-55	2.46E+04	1.70E+04	3.94E+03	0.00E+00	0.00E+00	7.21E+04	6.03E+03
Fe-59	1.18E+04	2.78E+04	1.06E+04	0.00E+00	0.00E+00	1.02E+06	1.88E+05
Co-58	0.00E+00	1.58E+03	2.07E+03	0.00E+00	0.00E+00	9.28E+05	1.06E+05
Co-60	0.00E+00	1.15E+04	1.48E+04	0.00E+00	0.00E+00	5.97E+06	2.85E+05
Ni-63	4.32E+05	3.14E+04	1.45E+04	0.00E+00	0.00E+00	1.78E+05	1.34E+04
Ni-65	1.54E+00	2.10E-01	9.12E-02	0.00E+00	0.00E+00	5.60E+03	1.23E+04
Cu-64	0.00E+00	1.46E+00	6.15E-01	0.00E+00	4.62E+00	6.78E+03	4.90E+04
Zn-65	3.24E+04	1.03E+05	4.66E+04	0.00E+00	6.90E+04	8.64E+05	5.34E+04
Zn-69	3.38E-02	6.51E-02	4.52E-03	0.00E+00	4.22E-02	9.20E+02	1.63E+01
Br-83	0.00E+00	0.00E+00	2.41E+02	0.00E+00	0.00E+00	0.00E+00	2.32E+02
Br-84	0.00E+00	0.00E+00	3.13E+02	0.00E+00	0.00E+00	0.00E+00	1.64E-03
Br-85	0.00E+00	0.00E+00	1.28E+01	0.00E+00	0.00E+00	0.00E+00	0.00E+00
Rb-86	0.00E+00	1.35E+05	5.90E+04	0.00E+00	0.00E+00	0.00E+00	1.66E+04
Rb-88	0.00E+00	3.87E+02	1.93E+02	0.00E+00	0.00E+00	0.00E+00	3.34E-09
Rb-89	0.00E+00	2.56E+02	1.70E+02	0.00E+00	0.00E+00	0.00E+00	9.28E-12
Sr-89	3.04E+05	0.00E+00	9.72E+03	0.00E+00	0.00E+00	1.40E+06	3.50E+05
Sr-90	9.92E+07	0.00E+00	6.10E+06	0.00E+00	0.00E+00	9.60E+06	7.22E+05
Sr-91	6.19E+01	0.00E+00	2.50E+00	0.00E+00	0.00E+00	3.65E+04	1.91E+05
Sr-92	6.74E+00	0.00E+00	2.91E-01	0.00E+00	0.00E+00	1.65E+04	4.30E+04
Y-90	2.09E+03	0.00E+00	5.61E+01	0.00E+00	0.00E+00	1.70E+05	5.06E+05
Y-91m	2.61E-01	0.00E+00	1.02E-02	0.00E+00	0.00E+00	1.92E+03	1.33E+00
Y-91	4.62E+05	0.00E+00	1.24E+04	0.00E+00	0.00E+00	1.70E+06	3.85E+05
Y-92	1.03E+01	0.00E+00	3.02E-01	0.00E+00	0.00E+00	1.57E+04	7.35E+04
Y-93	9.44E+01	0.00E+00	2.61E+00	0.00E+00	0.00E+00	4.85E+04	4.22E+05
Zr-95	1.07E+05	3.44E+04	2.33E+04	0.00E+00	5.42E+04	1.77E+06	1.50E+05
Zr-97	9.68E+01	1.96E+01	9.04E+00	0.00E+00	2.97E+01	7.87E+04	5.23E+05
Nb-95	1.41E+04	7.82E+03	4.21E+03	0.00E+00	7.74E+03	5.05E+05	1.04E+05
Mo-99	0.00E+00	1.21E+02	2.30E+01	0.00E+00	2.91E+02	9.12E+04	2.48E+05
Tc-99m	1.03E-03	2.91E-03	3.70E-02	0.00E+00	4.42E-02	7.64E+02	4.16E+03
Tc-101	4.18E-05	6.02E-05	5.90E-04	0.00E+00	1.08E-03	3.99E+02	1.09E-11
Ru-103	1.53E+03	0.00E+00	6.58E+02	0.00E+00	5.83E+03	5.05E+05	1.10E+05
Ru-105	7.90E-01	0.00E+00	3.11E-01	0.00E+00	1.02E+00	1.10E+04	4.82E+04
Ru-106	6.91E+04	0.00E+00	8.72E+03	0.00E+00	1.34E+05	9.36E+06	9.12E+05
Ag-110m	1.08E+04	1.00E+04	5.94E+03	0.00E+00	1.97E+04	4.63E+06	3.02E+05
Sb-122	0.00E+00	0.00E+00	0.00E+00	0.00E+00	0.00E+00	0.00E+00	0.00E+00
Sb-124	3.12E+04	5.89E+02	1.24E+04	7.55E+01	0.00E+00	2.48E+06	4.06E+05
Sb-125	5.34E+04	5.95E+02	1.26E+04	5.40E+01	0.00E+00	1.74E+06	1.01E+05

Table 3-10a

3

ADULT INHALATION Ri(I) (mrem/yr per uCi/m)

Isotope	BONE	LIVER	TOT BODY	THYROID	KIDNEY	LUNG	GILLI
Te-125m	3.42E+03	1.58E+03	4.67E+02	1.05E+03	1.24E+04	3.14E+05	7.06E+04
Te-127m	1.26E+04	5.77E+03	1.57E+03	3.29E+03	4.58E+04	9.60E+05	1.50E+05
Te-127	1.40E+00	6.42E-01	3.10E-01	1.06E+00	5.10E+00	6.51E+03	5.74E+04
Te-129m	9.76E+03	4.67E+03	1.58E+03	3.44E+03	3.66E+04	1.16E+06	3.83E+05
Te-129	4.98E-02	2.39E-02	1.24E-02	3.90E-02	1.87E-01	1.94E+03	1.57E+02
Te-131m	6.99E+01	4.36E+01	2.90E+01	5.50E+01	3.09E+02	1.46E+05	5.56E+05
Te-131	1.11E-02	5.95E-03	3.59E-03	9.36E-03	4.37E-02	1.39E+03	1.84E+01
Te-132	2.60E+02	2.15E+02	1.62E+02	1.90E+02	1.46E+03	2.88E+05	5.10E+05
I-130	4.58E+03	1.34E+04	5.28E+03	1.14E+06	2.09E+04	0.00E+00	7.69E+03
I-131	2.52E+04	3.58E+04	2.05E+04	1.19E+07	6.13E+04	0.00E+00	6.28E+03
I-132	1.16E+03	3.26E+03	1.16E+03	1.14E+05	5.18E+03	0.00E+00	4.06E+02
I-133	8.64E+03	1.48E+04	4.52E+03	2.15E+06	2.58E+04	0.00E+00	8.88E+03
I-134	6.44E+02	1.73E+03	6.15E+02	2.98E+04	2.75E+03	0.00E+00	1.01E+00
I-135	2.68E+03	6.98E+03	2.57E+03	4.48E+05	1.11E+04	0.00E+00	5.25E+03
Cs-134	3.73E+05	8.48E+05	7.28E+05	0.00E+00	2.87E+05	9.76E+04	1.04E+04
Cs-136	3.90E+04	1.46E+05	1.10E+05	0.00E+00	8.56E+04	1.20E+04	1.17E+04
Cs-137	4.78E+05	6.21E+05	4.28E+05	0.00E+00	2.22E+05	7.52E+04	8.40E+03
Cs-138	3.31E+02	6.21E+02	3.24E+02	0.00E+00	4.80E+02	4.86E+01	1.86E-03
Ba-139	9.36E-01	6.66E-04	2.74E-02	0.00E+00	6.22E-04	3.76E+03	8.96E+02
Ba-140	3.90E+04	4.90E+01	2.57E+03	0.00E+00	1.67E+01	1.27E+06	2.18E+05
Ba-141	1.00E-01	7.53E-05	3.36E-03	0.00E+00	7.00E-05	1.94E+03	1.16E-07
Ba-142	2.63E-02	2.70E-05	1.66E-03	0.00E+00	2.29E-05	1.19E+03	1.57E-16
La-140	3.44E+02	1.74E+02	4.58E+01	0.00E+00	0.00E+00	1.36E+05	4.58E+05
La-142	6.83E-01	3.10E-01	7.72E-02	0.00E+00	0.00E+00	6.33E+03	2.11E+03
Ce-141	1.99E+04	1.35E+04	1.53E+03	0.00E+00	6.26E+03	3.62E+05	1.20E+05
Ce-143	1.86E+02	1.38E+02	1.53E+01	0.00E+00	6.08E+01	7.98E+04	2.26E+05
Ce-144	3.43E+06	1.43E+06	1.84E+05	0.00E+00	8.48E+05	7.78E+06	8.16E+05
Pr-143	9.36E+03	3.75E+03	4.64E+02	0.00E+00	2.16E+03	2.81E+05	2.00E+05
Pr-144	3.01E-02	1.25E-02	1.53E-03	0.00E+00	7.05E-03	1.02E+03	2.15E-08
Nd-147	5.27E+03	6.10E+03	3.65E+02	0.00E+00	3.56E+03	2.21E+05	1.73E+05
W-187	8.48E+00	7.08E+00	2.48E+00	0.00E+00	0.00E+00	2.90E+04	1.55E+05
Np-239	2.30E+02	2.26E+01	1.24E+01	0.00E+00	7.00E+01	3.76E+04	1.19E+05
K-40	0.00E+00	0.00E+00	0.00E+00	0.00E+00	0.00E+00	0.00E+00	0.00E+00
Co-57	0.00E+00	6.92E+02	6.71E+02	0.00E+00	0.00E+00	3.70E+05	3.14E+04
Sr-85	3.20E+04	0.00E+00	7.76E+05	0.00E+00	0.00E+00	4.80E+05	6.08E+04
Y-88	0.00E+00	0.00E+00	0.00E+00	0.00E+00	0.00E+00	0.00E+00	0.00E+00
Nb-94	0.00E+00	0.00E+00	0.00E+00	0.00E+00	0.00E+00	0.00E+00	0.00E+00
Nb-97	2.22E-01	5.62E-02	2.05E-02	0.00E+00	6.54E-02	2.40E+03	2.42E+02
Cd-109	0.00E+00	3.92E+05	1.28E+04	0.00E+00	3.76E+05	7.28E+05	6.56E+04
Sn-113	6.56E+04	2.16E+03	4.48E+03	1.36E+03	0.00E+00	9.60E+05	1.20E+04
Ba-133	7.60E+04	3.36E+03	2.00E+04	0.00E+00	1.68E+01	1.52E+06	8.00E+04
Te-134	3.07E-02	2.58E-02	1.26E-02	2.75E-02	1.74E-01	3.47E+03	2.38E-01
Ce-139	0.00E+00	0.00E+00	0.00E+00	0.00E+00	0.00E+00	0.00E+00	0.00E+00
Hg-203	0.00E+00	0.00E+00	0.00E+00	0.00E+00	0.00E+00	0.00E+00	0.00E+00

Table 3-10b

3

TEEN INHALATION Ri(I) (mrem/yr per uCi/m)

Isotope	BONE	LIVER	TOT BODY	THYROID	KIDNEY	LUNG	GILLI
H-3	0.00E+00	1.27E+03	1.27E+03	1.27E+03	1.27E+03	1.27E+03	1.27E+03
Be-7	0.00E+00	0.00E+00	0.00E+00	0.00E+00	0.00E+00	0.00E+00	0.00E+00
Na-24	1.38E+04	1.38E+04	1.38E+04	1.38E+04	1.38E+04	1.38E+04	1.38E+04
P-32	1.89E+06	1.10E+05	7.16E+04	0.00E+00	0.00E+00	0.00E+00	9.28E+04
Cr-51	0.00E+00	0.00E+00	1.35E+02	7.50E+01	3.07E+01	2.10E+04	3.00E+03
Mn-54	0.00E+00	5.11E+04	8.40E+03	0.00E+00	1.27E+04	1.98E+06	6.68E+04
Mn-56	0.00E+00	1.70E+00	2.52E-01	0.00E+00	1.79E+00	1.52E+04	5.74E+04
Fe-55	3.34E+04	2.38E+04	5.54E+03	0.00E+00	0.00E+00	1.24E+05	6.39E+03
Fe-59	1.59E+04	3.70E+04	1.43E+04	0.00E+00	0.00E+00	1.53E+06	1.78E+05
Co-58	0.00E+00	2.07E+03	2.78E+03	0.00E+00	0.00E+00	1.34E+06	9.52E+04
Co-60	0.00E+00	1.51E+04	1.98E+04	0.00E+00	0.00E+00	8.72E+06	2.59E+05
Ni-63	5.80E+05	4.34E+04	1.98E+04	0.00E+00	0.00E+00	3.07E+05	1.42E+04
Ni-65	2.18E+00	2.93E-01	1.27E-01	0.00E+00	0.00E+00	9.36E+03	3.67E+04
Cu-64	0.00E+00	2.03E+00	8.48E-01	0.00E+00	6.41E+00	1.11E+04	6.14E+04
Zn-65	3.86E+04	1.34E+05	6.24E+04	0.00E+00	8.64E+04	1.24E+06	4.66E+04
Zn-69	4.83E-02	9.20E-02	6.46E-03	0.00E+00	6.02E-02	1.58E+03	2.85E+02
Br-83	0.00E+00	0.00E+00	3.44E+02	0.00E+00	0.00E+00	0.00E+00	0.00E+00
Br-84	0.00E+00	0.00E+00	4.33E+02	0.00E+00	0.00E+00	0.00E+00	0.00E+00
Br-85	0.00E+00	0.00E+00	1.83E+01	0.00E+00	0.00E+00	0.00E+00	0.00E+00
Rb-86	0.00E+00	1.90E+05	8.40E+04	0.00E+00	0.00E+00	0.00E+00	1.77E+04
Rb-88	0.00E+00	5.46E+02	2.72E+02	0.00E+00	0.00E+00	0.00E+00	2.92E-05
Rb-89	0.00E+00	3.52E+02	2.33E+02	0.00E+00	0.00E+00	0.00E+00	3.38E-07
Sr-89	4.34E+05	0.00E+00	1.25E+04	0.00E+00	0.00E+00	2.42E+06	3.71E+05
Sr-90	1.08E+08	0.00E+00	6.68E+06	0.00E+00	0.00E+00	1.65E+07	7.65E+05
Sr-91	8.80E+01	0.00E+00	3.51E+00	0.00E+00	0.00E+00	6.07E+04	2.59E+05
Sr-92	9.52E+00	0.00E+00	4.06E-01	0.00E+00	0.00E+00	2.74E+04	1.19E+05
Y-90	2.98E+03	0.00E+00	8.00E+01	0.00E+00	0.00E+00	2.93E+05	5.59E+05
Y-91m	3.70E-01	0.00E+00	1.42E-02	0.00E+00	0.00E+00	3.20E+03	3.02E+01
Y-91	6.61E+05	0.00E+00	1.77E+04	0.00E+00	0.00E+00	2.94E+06	4.09E+05
Y-92	1.47E+01	0.00E+00	4.29E-01	0.00E+00	0.00E+00	2.68E+04	1.65E+05
Y-93	1.35E+02	0.00E+00	3.72E+00	0.00E+00	0.00E+00	8.32E+04	5.79E+05
Zr-95	1.46E+05	4.58E+04	3.15E+04	0.00E+00	6.74E+04	2.69E+06	1.49E+05
Zr-97	1.38E+02	2.72E+01	1.26E+01	0.00E+00	4.12E+01	1.30E+05	6.30E+05
Nb-95	1.86E+04	1.03E+04	5.66E+03	0.00E+00	1.00E+04	7.51E+05	9.68E+04
Mo-99	0.00E+00	1.69E+02	3.22E+01	0.00E+00	4.11E+02	1.54E+05	2.69E+05
Tc-99m	1.38E-03	3.86E-03	4.99E-02	0.00E+00	5.76E-02	1.15E+03	6.13E+03
Tc-101	5.92E-05	8.40E-05	8.24E-04	0.00E+00	1.52E-03	6.67E+02	8.72E-07
Ru-103	2.10E+03	0.00E+00	8.96E+02	0.00E+00	7.43E+03	7.83E+05	1.09E+05
Ru-105	1.12E+00	0.00E+00	4.34E-01	0.00E+00	1.41E+00	1.82E+04	9.04E+04
Ru-106	9.84E+04	0.00E+00	1.24E+04	0.00E+00	1.90E+05	1.61E+07	9.60E+05
Ag-110m	1.38E+04	1.31E+04	7.99E+03	0.00E+00	2.50E+04	6.75E+06	2.73E+05
Sb-122	0.00E+00	0.00E+00	0.00E+00	0.00E+00	0.00E+00	0.00E+00	0.00E+00
Sb-124	4.30E+04	7.94E+02	1.68E+04	9.76E+01	0.00E+00	3.85E+06	3.98E+05
Sb-125	7.38E+04	8.08E+02	1.72E+04	7.04E+01	0.00E+00	2.74E+06	9.92E+04

Table 3-10b

3

TEEN INHALATION Ri(I) (mrem/yr per uCi/m)

Isotope	BONE	LIVER	TOT BODY	THYROID	KIDNEY	LUNG	GILLI
Te-125m	4.88E+03	2.24E+03	6.67E+02	1.40E+03	0.00E+00	5.36E+05	7.50E+0
Te-127m	1.80E+04	8.16E+03	2.18E+03	4.38E+03	6.54E+04	1.66E+06	1.59E+
Te-127	2.01E+00	9.12E-01	4.42E-01	1.42E+00	7.28E+00	1.12E+04	8.08E
Te-129m	1.39E+04	6.58E+03	2.25E+03	4.58E+03	5.19E+04	1.98E+06	4.05E+3
Te-129	7.10E-02	3.38E-02	1.76E-02	5.18E-02	2.66E-01	3.30E+03	1.62E+3
Te-131m	9.84E+01	6.01E+01	4.02E+01	7.25E+01	4.39E+02	2.38E+05	6.21E+05
Te-131	1.58E-02	8.32E-03	5.04E-03	1.24E-02	6.18E-02	2.34E+03	1.51E+01
Te-132	3.60E+02	2.90E+02	2.19E+02	2.46E+02	1.95E+03	4.49E+05	4.63E+05
I-130	6.24E+03	1.79E+04	7.17E+03	1.49E+06	2.75E+04	0.00E+00	9.12E+03
I-131	3.54E+04	4.91E+04	2.64E+04	1.46E+07	8.40E+04	0.00E+00	6.49E+03
I-132	1.59E+03	4.38E+03	1.58E+03	1.51E+05	6.92E+03	0.00E+00	1.27E+03
I-133	1.22E+04	2.05E+04	6.22E+03	2.92E+06	3.59E+04	0.00E+00	1.03E+04
I-134	8.88E+02	2.32E+03	8.40E+02	3.95E+04	3.66E+03	0.00E+00	2.04E+01
I-135	3.70E+03	9.44E+03	3.49E+03	6.21E+05	1.49E+04	0.00E+00	6.95E+03
Cs-134	5.02E+05	1.13E+06	5.49E+05	0.00E+00	3.75E+05	1.46E+05	9.76E+03
Cs-136	5.15E+04	1.94E+05	1.37E+05	0.00E+00	1.10E+05	1.78E+04	1.09E+04
Cs-137	6.70E+05	8.48E+05	3.11E+05	0.00E+00	3.04E+05	1.21E+05	8.48E+03
Cs-138	4.66E+02	8.56E+02	4.46E+02	0.00E+00	6.62E+02	7.87E+01	2.70E-01
Ba-139	1.34E+00	9.44E-04	3.90E-02	0.00E+00	8.88E-04	6.46E+03	6.45E+03
Ba-140	5.47E+04	6.70E+01	3.52E+03	0.00E+00	2.28E+01	2.03E+06	2.29E+05
Ba-141	1.42E-01	1.06E-04	4.74E-03	0.00E+00	9.84E-05	3.29E+03	7.46E-04
Ba-142	3.70E-02	3.70E-05	2.27E-03	0.00E+00	3.14E-05	1.91E+03	4.79E-10
La-140	4.79E+02	2.36E+02	6.26E+01	0.00E+00	0.00E+00	2.14E+05	4.87E+05
La-142	9.60E-01	4.25E-01	1.06E-01	0.00E+00	0.00E+00	1.02E+04	1.20E+04
Ce-141	2.84E+04	1.90E+04	2.17E+03	0.00E+00	8.88E+03	6.14E+05	1.26E+05
Ce-143	2.66E+02	1.94E+02	2.16E+01	0.00E+00	8.64E+01	1.30E+05	2.55E+05
Ce-144	4.89E+06	2.02E+06	2.62E+05	0.00E+00	1.21E+06	1.34E+07	8.64E+05
Pr-143	1.34E+04	5.31E+03	6.62E+02	0.00E+00	3.09E+03	4.83E+05	2.14E+05
Pr-144	4.30E-02	1.76E-02	2.18E-03	0.00E+00	1.01E-02	1.75E+03	2.35E-04
Nd-147	7.86E+03	8.56E+03	5.13E+02	0.00E+00	5.02E+03	3.72E+05	1.92E+05
W-187	1.20E+01	9.76E+00	3.43E+00	0.00E+00	0.00E+00	4.74E+04	1.77E+05
Np-239	3.38E+02	3.19E+01	1.77E+01	0.00E+00	1.00E+02	6.49E+04	1.32E+05
K-40	0.00E+00	0.00E+00	0.00E+00	0.00E+00	0.00E+00	0.00E+00	0.00E+00
Co-57	0.00E+00	9.44E+02	9.20E+02	0.00E+00	0.00E+00	5.86E+05	3.14E+04
Sr-85	4.00E+04	0.00E+00	1.04E+04	0.00E+00	0.00E+00	7.04E+05	5.52E+04
Y-88	0.00E+00	0.00E+00	0.00E+00	0.00E+00	0.00E+00	0.00E+00	0.00E+00
Nb-94	0.00E+00	0.00E+00	0.00E+00	0.00E+00	0.00E+00	0.00E+00	0.00E+00
Nb-97	3.14E-01	7.78E-02	2.84E-02	0.00E+00	9.12E-02	3.93E+03	2.17E+03
Cd-109	0.00E+00	8.00E+05	2.72E+04	0.00E+00	5.36E+05	1.28E+06	6.88E+04
Sn-113	1.20E+05	3.76E+03	7.76E+03	2.32E+03	0.00E+00	1.60E+06	1.20E+04
Ba-133	3.76E+05	6.40E+03	2.64E+04	0.00E+00	2.24E+01	2.32E+06	7.76E+04
Te-134	4.25E-02	3.48E-02	2.91E-02	3.57E-02	2.33E-01	5.40E+03	1.10E+01
Ce-139	0.00E+00	0.00E+00	0.00E+00	0.00E+00	0.00E+00	0.00E+00	0.00E+00
Hg-203	0.00E+00	0.00E+00	0.00E+00	0.00E+00	0.00E+00	0.00E+00	0.00E+00

Table 3-10c

3

CHILD INHALATION Ri(I) (mrem/yr per uCi/m)

Isotope	BONE	LIVER	TOT BODY	THYROID	KIDNEY	LUNG	GILLI
H-3	0.00E+00	1.12E+03	1.12E+03	1.12E+03	1.12E+03	1.12E+03	1.12E+03
Be-7	0.00E+00	0.00E+00	0.00E+00	0.00E+00	0.00E+00	0.00E+00	0.00E+00
Na-24	1.61E+04	1.61E+04	1.61E+04	1.61E+04	1.61E+04	1.61E+04	1.61E+04
P-32	2.60E+06	1.14E+05	9.88E+04	0.00E+00	0.00E+00	0.00E+00	4.22E+04
Cr-51	0.00E+00	0.00E+00	1.54E+02	8.55E+01	2.43E+01	1.70E+04	1.08E+03
Mn-54	0.00E+00	4.29E+04	9.51E+03	0.00E+00	1.00E+04	1.58E+06	2.29E+04
Mn-56	0.00E+00	1.66E+00	3.12E-01	0.00E+00	1.67E+00	1.31E+04	1.23E+05
Fe-55	4.74E+04	2.52E+04	7.77E+03	0.00E+00	0.00E+00	1.11E+05	2.87E+03
Fe-59	2.07E+04	3.34E+04	1.67E+04	0.00E+00	0.00E+00	1.27E+06	7.07E+04
Co-58	0.00E+00	1.77E+03	3.16E+03	0.00E+00	0.00E+00	1.11E+06	3.44E+04
Co-60	0.00E+00	1.31E+04	2.26E+04	0.00E+00	0.00E+00	7.07E+06	9.33E+04
Ni-63	8.21E+05	4.63E+04	2.30E+04	0.00E+00	0.00E+00	2.75E+05	6.33E+03
Ni-65	2.99E+00	2.96E-01	1.64E-01	0.00E+00	0.00E+00	8.18E+03	8.40E+04
Cu-64	0.00E+00	1.99E+00	1.07E+00	0.00E+00	6.03E+00	9.58E+03	3.67E+04
Zn-65	4.26E+04	1.13E+05	7.03E+04	0.00E+00	7.14E+04	9.95E+05	1.63E+04
Zn-69	6.70E-02	9.66E-02	8.92E-03	0.00E+00	5.85E-02	1.42E+03	1.02E+04
Br-83	0.00E+00	0.00E+00	4.74E+02	0.00E+00	0.00E+00	0.00E+00	0.00E+00
Br-84	0.00E+00	0.00E+00	5.48E+02	0.00E+00	0.00E+00	0.00E+00	0.00E+00
Br-85	0.00E+00	0.00E+00	2.53E+01	0.00E+00	0.00E+00	0.00E+00	0.00E+00
Rb-86	0.00E+00	1.98E+05	1.14E+05	0.00E+00	0.00E+00	0.00E+00	7.99E+03
Rb-88	0.00E+00	5.62E+02	3.66E+02	0.00E+00	0.00E+00	0.00E+00	1.72E+01
Rb-89	0.00E+00	3.45E+02	2.90E+02	0.00E+00	0.00E+00	0.00E+00	1.89E+00
Sr-89	5.99E+05	0.00E+00	1.72E+04	0.00E+00	0.00E+00	2.16E+06	1.67E+05
Sr-90	1.01E+08	0.00E+00	6.44E+06	0.00E+00	0.00E+00	1.48E+07	3.43E+05
Sr-91	1.21E+02	0.00E+00	4.59E+00	0.00E+00	0.00E+00	5.33E+04	1.74E+05
Sr-92	1.31E+01	0.00E+00	5.25E-01	0.00E+00	0.00E+00	2.40E+04	2.42E+05
Y-90	4.11E+03	0.00E+00	1.11E+02	0.00E+00	0.00E+00	2.62E+05	2.68E+05
Y-91m	5.07E-01	0.00E+00	1.84E-02	0.00E+00	0.00E+00	2.81E+03	1.72E+03
Y-91	9.14E+05	0.00E+00	2.44E+04	0.00E+00	0.00E+00	2.63E+06	1.84E+05
Y-92	2.04E+01	0.00E+00	5.81E-01	0.00E+00	0.00E+00	2.39E+04	2.39E+05
Y-93	1.86E+02	0.00E+00	5.11E+00	0.00E+00	0.00E+00	7.44E+04	3.89E+05
Zr-95	1.90E+05	4.18E+04	3.70E+04	0.00E+00	5.96E+04	2.23E+06	6.11E+04
Zr-97	1.88E+02	2.72E+01	1.60E+01	0.00E+00	3.88E+01	1.13E+05	3.51E+05
Nb-95	2.35E+04	9.18E+03	6.55E+03	0.00E+00	8.62E+03	6.14E+05	3.70E+04
Mo-99	0.00E+00	1.72E+02	4.25E+01	0.00E+00	3.92E+02	1.35E+05	1.27E+05
Tc-99m	1.78E-03	3.48E-03	5.77E-02	0.00E+00	5.07E-02	9.51E+02	4.81E+03
Tc-101	8.10E-05	8.51E-05	1.08E-03	0.00E+00	1.45E-03	5.85E+02	1.63E+01
Ru-103	2.79E+03	0.00E+00	1.07E+03	0.00E+00	7.03E+03	6.62E+05	4.48E+04
Ru-105	1.53E+00	0.00E+00	5.55E-01	0.00E+00	1.34E+00	1.59E+04	9.95E+04
Ru-106	1.36E+05	0.00E+00	1.69E+04	0.00E+00	1.84E+05	1.43E+07	4.29E+05
Ag-110m	1.69E+04	1.14E+04	9.14E+03	0.00E+00	2.12E+04	5.48E+06	1.00E+05
Sb-122	0.00E+00	0.00E+00	0.00E+00	0.00E+00	0.00E+00	0.00E+00	0.00E+00
Sb-124	5.74E+04	7.40E+02	2.00E+04	1.26E+02	0.00E+00	3.24E+06	1.64E+05
Sb-125	9.84E+04	7.59E+02	2.07E+04	9.10E+01	0.00E+00	2.32E+06	4.03E+04

Table 3-10c

3
CHILD INHALATION $R_i(I)$ (mrem/yr per uCi/m)

Isotope	BONE	LIVER	TOT BODY	THYROID	KIDNEY	LUNG	GILLI
Te-125m	6.73E+03	2.33E+03	9.14E+02	1.92E+03	0.00E+00	4.77E+05	3.38E+05
Te-127m	2.49E+04	8.55E+03	3.02E+03	6.07E+03	6.36E+04	1.48E+06	7.14E+05
Te-127	2.77E+00	9.51E-01	6.10E-01	1.96E+00	7.07E+00	1.00E+04	5.62E+03
Te-129m	1.92E+04	6.85E+03	3.04E+03	6.33E+03	5.03E+04	1.76E+06	1.82E+05
Te-129	9.77E-02	3.50E-02	2.38E-02	7.14E-02	2.57E-01	2.93E+03	2.55E+04
Te-131m	1.34E+02	5.92E+01	5.07E+01	9.77E+01	4.00E+02	2.06E+05	3.08E+05
Te-131	2.17E-02	8.44E-03	6.59E-03	1.70E-02	5.88E-02	2.05E+03	1.33E+03
Te-132	4.81E+02	2.72E+02	2.63E+02	3.17E+02	1.77E+03	3.77E+05	1.38E+05
I-130	8.18E+03	1.64E+04	8.44E+03	1.85E+06	2.45E+04	0.00E+00	5.11E+03
I-131	4.81E+04	4.81E+04	2.73E+04	1.62E+07	7.88E+04	0.00E+00	2.84E+03
I-132	2.12E+03	4.07E+03	1.88E+03	1.94E+05	6.25E+03	0.00E+00	3.20E+03
I-133	1.66E+04	2.03E+04	7.70E+03	3.85E+06	3.38E+04	0.00E+00	5.48E+03
I-134	1.17E+03	2.16E+03	9.95E+02	5.07E+04	3.30E+03	0.00E+00	9.55E+02
I-135	4.92E+03	8.73E+03	4.14E+03	7.92E+05	1.34E+04	0.00E+00	4.44E+03
Cs-134	6.51E+05	1.01E+06	2.25E+05	0.00E+00	3.30E+05	1.21E+05	3.85E+03
Cs-136	6.51E+04	1.71E+05	1.16E+05	0.00E+00	9.55E+04	1.45E+04	4.18E+03
Cs-137	9.07E+05	8.25E+05	1.28E+05	0.00E+00	2.82E+05	1.04E+05	3.62E+03
Cs-138	6.33E+02	8.40E+02	5.55E+02	0.00E+00	6.22E+02	6.81E+01	2.70E+02
Ba-139	1.84E+00	9.84E-04	5.36E-02	0.00E+00	8.62E-04	5.77E+03	5.77E+04
Ba-140	7.40E+04	6.48E+01	4.33E+03	0.00E+00	2.11E+01	1.74E+06	1.02E+05
Ba-141	1.96E-01	1.09E-04	6.36E-03	0.00E+00	9.47E-05	2.92E+03	2.75E+02
Ba-142	4.99E-02	3.60E-05	2.79E-03	0.00E+00	2.91E-05	1.64E+03	2.74E+00
La-140	6.44E+02	2.25E+02	7.55E+01	0.00E+00	0.00E+00	1.83E+05	2.26E+05
La-142	1.29E+00	4.11E-01	1.29E-01	0.00E+00	0.00E+00	8.70E+03	7.59E+04
Ce-141	3.92E+04	1.95E+04	2.90E+03	0.00E+00	8.55E+03	5.44E+05	5.66E+04
Ce-143	3.66E+02	1.99E+02	2.87E+01	0.00E+00	8.36E+01	1.15E+05	1.27E+05
Ce-144	6.77E+06	2.12E+06	3.61E+05	0.00E+00	1.17E+06	1.20E+07	3.89E+05
Pr-143	1.85E+04	5.55E+03	9.14E+02	0.00E+00	3.00E+03	4.33E+05	9.73E+04
Pr-144	5.96E-02	1.85E-02	3.00E-03	0.00E+00	9.77E-03	1.57E+03	1.97E+02
Nd-147	1.08E+04	8.73E+03	6.81E+02	0.00E+00	4.81E+03	3.28E+05	8.21E+04
W-187	1.63E+01	9.66E+00	4.33E+00	0.00E+00	0.00E+00	4.11E+04	9.10E+04
Np-239	4.66E+02	3.34E+01	2.35E+01	0.00E+00	9.73E+01	5.81E+04	6.40E+04
K-40	0.00E+00	0.00E+00	0.00E+00	0.00E+00	0.00E+00	0.00E+00	0.00E+00
Co-57	0.00E+00	9.03E+02	1.07E+03	0.00E+00	0.00E+00	5.07E+05	1.32E+04
Sr-85	4.44E+04	0.00E+00	1.18E+04	0.00E+00	0.00E+00	5.55E+05	2.04E+04
Y-88	0.00E+00	0.00E+00	0.00E+00	0.00E+00	0.00E+00	0.00E+00	0.00E+00
Nb-94	0.00E+00	0.00E+00	0.00E+00	0.00E+00	0.00E+00	0.00E+00	0.00E+00
Nb-97	4.29E-01	7.70E-02	3.60E-02	0.00E+00	8.55E-02	3.42E+03	2.78E+04
Cd-109	0.00E+00	7.03E+05	2.96E+04	0.00E+00	6.29E+05	1.11E+06	3.00E+04
Sn-113	1.41E+05	3.29E+03	8.51E+03	2.63E+03	0.00E+00	1.33E+06	4.81E+03
Ba-133	4.07E+05	4.07E+03	3.70E+04	0.00E+00	2.00E+01	1.92E+06	3.07E+04
Te-134	5.66E-02	3.26E-02	3.48E-02	4.59E-02	2.11E-01	4.55E+03	1.80E+03
Ce-139	0.00E+00	0.00E+00	0.00E+00	0.00E+00	0.00E+00	0.00E+00	0.00E+00
Hg-203	0.00E+00	0.00E+00	0.00E+00	0.00E+00	0.00E+00	0.00E+00	0.00E+00

Table 3-10d

3

INFANT INHALATION $R_i(I)$ (mrem/yr per uCi/m)

Isotope	BONE	LIVER	TOT BODY	THYROID	KIDNEY	LUNG	GILLI
H-3	0.00E+00	6.47E+02	6.47E+02	6.47E+02	6.47E+02	6.47E+02	6.47E+02
Be-7	0.00E+00	0.00E+00	0.00E+00	0.00E+00	0.00E+00	0.00E+00	0.00E+00
Na-24	1.06E+04	1.06E+04	1.06E+04	1.06E+04	1.06E+04	1.06E+04	1.06E+04
P-32	2.03E+06	1.12E+05	7.74E+04	0.00E+00	0.00E+00	0.00E+00	1.61E+04
Cr-51	0.00E+00	0.00E+00	8.95E+01	5.75E+01	1.32E+01	1.28E+04	3.57E+02
Mn-54	0.00E+00	2.53E+04	4.98E+03	0.00E+00	4.98E+03	1.00E+06	7.06E+03
Mn-56	0.00E+00	1.54E+00	2.21E-01	0.00E+00	1.10E+00	1.25E+04	7.17E+04
Fe-55	1.97E+04	1.17E+04	3.33E+03	0.00E+00	0.00E+00	8.69E+04	1.09E+03
Fe-59	1.36E+04	2.35E+04	9.48E+03	0.00E+00	0.00E+00	1.02E+06	2.48E+04
Co-58	0.00E+00	1.22E+03	1.82E+03	0.00E+00	0.00E+00	7.77E+05	1.11E+04
Co-60	0.00E+00	8.02E+03	1.18E+04	0.00E+00	0.00E+00	4.51E+06	3.19E+04
Ni-63	3.39E+05	2.04E+04	1.16E+04	0.00E+00	0.00E+00	2.09E+05	2.42E+03
Ni-65	2.39E+00	2.84E-01	1.23E-01	0.00E+00	0.00E+00	8.12E+03	5.01E+04
Cu-64	0.00E+00	1.88E+00	7.74E-01	0.00E+00	3.98E+00	9.30E+03	1.50E+04
Zn-65	1.93E+04	6.26E+04	3.11E+04	0.00E+00	3.25E+04	6.47E+05	5.14E+04
Zn-69	5.39E-02	9.67E-02	7.18E-03	0.00E+00	4.02E-02	1.47E+03	1.32E+04
Br-83	0.00E+00	0.00E+00	3.81E+02	0.00E+00	0.00E+00	0.00E+00	0.00E+00
Br-84	0.00E+00	0.00E+00	4.00E+02	0.00E+00	0.00E+00	0.00E+00	0.00E+00
Br-85	0.00E+00	0.00E+00	2.04E+01	0.00E+00	0.00E+00	0.00E+00	0.00E+00
Rb-86	0.00E+00	1.90E+05	8.82E+04	0.00E+00	0.00E+00	0.00E+00	3.04E+03
Rb-88	0.00E+00	5.57E+02	2.87E+02	0.00E+00	0.00E+00	0.00E+00	3.39E+02
Rb-89	0.00E+00	3.21E+02	2.06E+02	0.00E+00	0.00E+00	0.00E+00	6.82E+01
Sr-89	3.98E+05	0.00E+00	1.14E+04	0.00E+00	0.00E+00	2.03E+06	6.40E+04
Sr-90	4.09E+07	0.00E+00	2.59E+06	0.00E+00	0.00E+00	1.12E+07	1.31E+05
Sr-91	9.56E+01	0.00E+00	3.46E+00	0.00E+00	0.00E+00	5.26E+04	7.34E+04
Sr-92	1.05E+01	0.00E+00	3.91E-01	0.00E+00	0.00E+00	2.38E+04	1.40E+05
Y-90	3.29E+03	0.00E+00	8.82E+01	0.00E+00	0.00E+00	2.69E+05	1.04E+05
Y-91m	4.07E-01	0.00E+00	1.39E-02	0.00E+00	0.00E+00	2.79E+03	2.35E+03
Y-91	5.88E+05	0.00E+00	1.57E+04	0.00E+00	0.00E+00	2.45E+06	7.03E+04
Y-92	1.64E+01	0.00E+00	4.61E-01	0.00E+00	0.00E+00	2.45E+04	1.27E+05
Y-93	1.50E+02	0.00E+00	4.07E+00	0.00E+00	0.00E+00	7.64E+04	1.67E+05
Zr-95	1.15E+05	2.79E+04	2.03E+04	0.00E+00	3.11E+04	1.75E+06	2.17E+04
Zr-97	1.50E+02	2.56E+01	1.17E+01	0.00E+00	2.59E+01	1.10E+05	1.40E+05
Nb-95	1.57E+04	6.43E+03	3.78E+03	0.00E+00	4.72E+03	4.79E+05	1.27E+04
Mo-99	0.00E+00	1.65E+02	3.23E+01	0.00E+00	2.65E+02	1.35E+05	4.87E+04
Tc-99m	1.40E-03	2.88E-03	3.72E-02	0.00E+00	3.11E-02	8.11E+02	2.03E+03
Tc-101	6.51E-05	8.23E-05	8.12E-04	0.00E+00	9.79E-04	5.84E+02	8.44E+02
Ru-103	2.02E+03	0.00E+00	6.79E+02	0.00E+00	4.24E+03	5.52E+05	1.61E+04
Ru-105	1.22E+00	0.00E+00	4.10E-01	0.00E+00	8.99E-01	1.57E+04	4.84E+04
Ru-106	8.68E+04	0.00E+00	1.09E+04	0.00E+00	1.07E+05	1.16E+07	1.64E+05
Ag-110m	9.98E+03	7.22E+03	5.00E+03	0.00E+00	1.09E+04	3.67E+06	3.30E+04
Sb-122	0.00E+00	0.00E+00	0.00E+00	0.00E+00	0.00E+00	0.00E+00	0.00E+00
Sb-124	3.79E+04	5.56E+02	1.20E+04	1.01E+02	0.00E+00	2.65E+06	5.91E+04
Sb-125	5.17E+04	4.77E+02	1.09E+04	6.23E+01	0.00E+00	1.64E+06	1.47E+04

Table 3-10d

3

INFANT INHALATION $R_i(I)$ (mrem/yr per uCi/m)

Isotope	BONE	LIVER	TOT BODY	THYROID	KIDNEY	LUNG	GILLI
Te-125m	4.76E+03	1.99E+03	6.58E+02	1.62E+03	0.00E+00	4.47E+05	1.29E+04
Te-127m	1.67E+04	6.90E+03	2.07E+03	4.87E+03	3.75E+04	1.31E+06	2.73E+04
Te-127	2.23E+04	9.53E-01	4.89E-01	1.85E+00	4.86E+00	1.03E+04	2.44E+04
Te-129m	1.41E+04	6.09E+03	2.23E+03	5.47E+03	3.18E+04	1.68E+06	6.90E+04
Te-129	7.88E-02	3.47E-02	1.88E-02	6.75E-02	1.75E-01	3.00E+03	2.63E+04
Te-131m	1.07E+02	5.50E+01	3.63E+01	8.93E+01	2.65E+02	1.99E+05	1.19E+05
Te-131	1.74E-02	8.22E-03	5.00E-03	1.58E-02	3.99E-02	2.06E+03	8.22E+03
Te-132	3.72E+02	2.37E+02	1.76E+02	2.79E+02	1.03E+03	3.40E+05	4.41E+04
I-130	6.36E+03	1.39E+04	5.57E+03	1.60E+06	1.53E+04	0.00E+00	1.99E+03
I-131	3.79E+04	4.44E+04	1.96E+04	1.48E+07	5.18E+04	0.00E+00	1.06E+03
I-132	1.69E+03	3.54E+03	1.26E+03	1.69E+05	3.95E+03	0.00E+00	1.90E+03
I-133	1.32E+04	1.92E+04	5.60E+03	3.56E+06	2.24E+04	0.00E+00	2.16E+03
I-134	9.21E+02	1.88E+03	6.65E+02	4.45E+04	2.09E+03	0.00E+00	1.29E+03
I-135	3.86E+03	7.60E+03	2.77E+03	6.96E+05	8.47E+03	0.00E+00	1.83E+03
Cs-134	3.96E+05	7.03E+05	7.45E+04	0.00E+00	1.90E+05	7.97E+04	1.33E+03
Cs-136	4.83E+04	1.35E+05	5.29E+04	0.00E+00	5.64E+04	1.18E+04	1.43E+03
Cs-137	5.49E+05	6.12E+05	4.55E+04	0.00E+00	1.72E+05	7.13E+04	1.33E+03
Cs-138	5.05E+02	7.81E+02	3.98E+02	0.00E+00	4.10E+02	6.54E+01	8.76E+02
Ba-139	1.48E+00	9.84E-04	4.30E-02	0.00E+00	5.92E-04	5.95E+03	5.10E+04
Ba-140	5.60E+04	5.60E+01	2.90E+03	0.00E+00	1.34E+01	1.60E+06	3.84E+04
Ba-141	1.57E-01	1.08E-04	4.97E-03	0.00E+00	6.50E-05	2.97E+03	4.75E+03
Ba-142	3.98E-02	3.30E-05	1.96E-03	0.00E+00	1.90E-05	1.55E+03	6.93E+02
La-140	5.05E+02	2.00E+02	5.15E+01	0.00E+00	0.00E+00	1.68E+05	8.48E+04
La-142	1.03E+00	3.77E-01	9.04E-02	0.00E+00	0.00E+00	8.22E+03	5.95E+04
Ce-141	2.77E+04	1.67E+04	1.99E+03	0.00E+00	5.25E+03	5.17E+05	2.16E+04
Ce-143	2.93E+02	1.93E+02	2.21E+01	0.00E+00	5.64E+01	1.16E+05	4.97E+04
Ce-144	3.19E+06	1.21E+06	1.76E+05	0.00E+00	5.38E+05	9.84E+06	1.48E+05
Pr-143	1.40E+04	5.24E+03	6.99E+02	0.00E+00	1.97E+03	4.33E+05	3.72E+04
Pr-144	4.79E-02	1.85E-02	2.41E-03	0.00E+00	6.72E-03	1.61E+03	4.28E+03
Nd-147	7.94E+03	8.13E+03	5.00E+02	0.00E+00	3.15E+03	3.22E+05	3.12E+04
W-187	1.30E+01	9.02E+00	3.12E+00	0.00E+00	0.00E+00	3.96E+04	3.56E+04
Np-239	3.71E+02	3.32E+01	1.88E+01	0.00E+00	6.62E+01	5.95E+04	2.49E+04
K-40	0.00E+00	0.00E+00	0.00E+00	0.00E+00	0.00E+00	0.00E+00	0.00E+00
Co-57	0.00E+00	6.51E+02	6.41E+02	0.00E+00	0.00E+00	3.79E+05	4.86E+03
Sr-85	3.78E+04	0.00E+00	7.56E+03	0.00E+00	0.00E+00	4.20E+05	6.72E+03
Y-88	0.00E+00	0.00E+00	0.00E+00	0.00E+00	0.00E+00	0.00E+00	0.00E+00
Nb-94	0.00E+00	0.00E+00	0.00E+00	0.00E+00	0.00E+00	0.00E+00	0.00E+00
Nb-97	3.42E-01	7.29E-02	2.63E-02	0.00E+00	5.70E-02	3.32E+03	2.69E+04
Cd-109	0.00E+00	3.64E+05	1.40E+04	0.00E+00	2.80E+05	8.68E+05	1.12E+04
Sn-113	8.40E+04	2.24E+03	5.04E+03	1.82E+03	0.00E+00	1.09E+06	1.68E+03
Ba-133	2.66E+05	2.38E+03	1.82E+04	0.00E+00	1.25E+01	1.27E+06	1.08E+04
Te-134	4.45E-02	2.86E-02	2.35E-02	4.07E-02	1.34E-01	4.10E+03	3.54E+03
Ce-139	0.00E+00	0.00E+00	0.00E+00	0.00E+00	0.00E+00	0.00E+00	0.00E+00
Hg-203	0.00E+00	0.00E+00	0.00E+00	0.00E+00	0.00E+00	0.00E+00	0.00E+00

Table 3-11a

ADULT INGESTION (Leafy Vegetable) Ri(V)							
Isotope	2 m * mrem/yr per uCi/sec			3 (H-3: mrem/yr per uCi/m)			
	BONE	LIVER	TOT BODY	THYROID	KIDNEY	LUNG	GILLI
H-3	0.00E+00	2.26E+03	2.26E+03	2.26E+03	2.26E+03	2.26E+03	2.26E+03
Be-7	9.36E+04	2.11E+05	1.05E+05	0.00E+00	2.22E+05	0.00E+00	3.65E+07
Na-24	2.69E+05	2.69E+05	2.69E+05	2.69E+05	2.69E+05	2.69E+05	2.69E+05
P-32	1.40E+09	8.73E+07	5.43E+07	0.00E+00	0.00E+00	0.00E+00	1.58E+08
Cr-51	0.00E+00	0.00E+00	4.64E+04	2.78E+04	1.02E+04	6.16E+04	1.17E+07
Mn-54	0.00E+00	3.13E+08	5.97E+07	0.00E+00	9.31E+07	0.00E+00	9.58E+09
Mn-56	0.00E+00	1.59E+01	2.82E+00	0.00E+00	2.02E+01	0.00E+00	5.07E+02
Fe-55	2.10E+08	1.45E+08	3.38E+07	0.00E+00	0.00E+00	8.08E+07	8.31E+07
Fe-59	1.26E+08	2.96E+08	1.13E+08	0.00E+00	0.00E+00	8.27E+07	9.86E+08
Co-58	0.00E+00	3.07E+07	6.89E+07	0.00E+00	0.00E+00	0.00E+00	6.23E+08
Co-60	0.00E+00	1.67E+08	3.69E+08	0.00E+00	0.00E+00	0.00E+00	3.14E+09
Ni-63	1.04E+10	7.21E+08	3.49E+08	0.00E+00	0.00E+00	0.00E+00	1.50E+08
Ni-65	6.15E+01	7.99E+00	3.64E+00	0.00E+00	0.00E+00	0.00E+00	2.03E+02
Cu-64	0.00E+00	9.20E+03	4.32E+03	0.00E+00	2.32E+04	0.00E+00	7.84E+05
Zn-65	3.17E+08	1.01E+09	4.56E+08	0.00E+00	6.75E+08	0.00E+00	6.36E+08
Zn-69	8.73E-06	1.67E-05	1.16E-06	0.00E+00	1.09E-05	0.00E+00	2.51E-06
Br-83	0.00E+00	0.00E+00	3.11E+00	0.00E+00	0.00E+00	0.00E+00	4.47E+00
Br-84	0.00E+00	0.00E+00	2.48E-11	0.00E+00	0.00E+00	0.00E+00	1.94E-16
Br-85	0.00E+00	0.00E+00	0.00E+00	0.00E+00	0.00E+00	0.00E+00	0.00E+00
Rb-86	0.00E+00	2.19E+08	1.02E+08	0.00E+00	0.00E+00	0.00E+00	4.33E+07
Rb-88	0.00E+00	3.43E-22	1.82E-22	0.00E+00	0.00E+00	0.00E+00	4.74E-33
Rb-89	0.00E+00	1.39E-26	9.74E-27	0.00E+00	0.00E+00	0.00E+00	8.05E-40
Sr-89	9.96E+09	0.00E+00	2.86E+08	0.00E+00	0.00E+00	0.00E+00	1.60E+09
Sr-90	6.05E+11	0.00E+00	1.48E+11	0.00E+00	0.00E+00	0.00E+00	1.75E+10
Sr-91	3.05E+05	0.00E+00	1.23E+04	0.00E+00	0.00E+00	0.00E+00	1.45E+06
Sr-92	4.27E+02	0.00E+00	1.85E+01	0.00E+00	0.00E+00	0.00E+00	3.45E+03
Y-90	1.33E+04	0.00E+00	3.56E+02	0.00E+00	0.00E+00	0.00E+00	1.41E+08
Y-91m	5.22E-09	0.00E+00	2.02E-10	0.00E+00	0.00E+00	0.00E+00	1.53E-08
Y-91	5.11E+06	0.00E+00	1.37E+05	0.00E+00	0.00E+00	0.00E+00	2.81E+09
Y-92	9.15E-01	0.00E+00	2.68E-02	0.00E+00	0.00E+00	0.00E+00	1.60E+04
Y-93	1.70E+02	0.00E+00	4.68E+00	0.00E+00	0.00E+00	0.00E+00	5.38E+06
Zr-95	1.17E+06	3.77E+05	2.55E+05	0.00E+00	5.91E+05	0.00E+00	1.19E+09
Zr-97	3.37E+02	6.81E+01	3.11E+01	0.00E+00	1.03E+02	0.00E+00	2.11E+07
Nb-95	1.43E+05	7.94E+04	4.27E+04	0.00E+00	7.85E+04	0.00E+00	4.82E+08
Mo-99	0.00E+00	6.15E+06	1.17E+06	0.00E+00	1.39E+07	0.00E+00	1.43E+07
Tc-99m	3.10E+00	8.77E+00	1.12E+02	0.00E+00	1.33E+02	4.30E+00	5.19E+03
Tc-101	8.22E-31	1.18E-30	1.16E-29	0.00E+00	2.13E-29	6.05E-31	3.56E-42
Ru-103	4.76E+06	0.00E+00	2.05E+06	0.00E+00	1.82E+07	0.00E+00	5.56E+08
Ru-105	5.39E+01	0.00E+00	2.13E+01	0.00E+00	6.96E+02	0.00E+00	3.29E+04
Ru-106	1.93E+08	0.00E+00	2.44E+07	0.00E+00	3.72E+08	0.00E+00	1.25E+10
Ag-110m	1.05E+07	9.75E+06	5.79E+06	0.00E+00	1.92E+07	0.00E+00	3.98E+09
Sb-122	2.80E+05	6.43E+03	9.65E+04	4.34E+03	0.00E+00	1.68E+05	1.06E+08
Sb-124	1.04E+08	1.96E+06	4.07E+07	2.52E+05	0.00E+00	8.07E+07	2.94E+09
Sb-125	1.37E+08	1.53E+06	3.25E+07	1.39E+05	0.00E+00	1.05E+08	1.50E+09

Table 3-11a

Isotope	ADULT INGESTION (Leafy Vegetable) Ri(V)						
	² m * mrem/yr per uCi/sec					³ (H-3: mrem/yr per uCi/m)	
	BONE	LIVER	TOT BODY	THYROID	KIDNEY	LUNG	GILLI
Te-125m	9.66E+07	3.50E+07	1.29E+07	2.90E+07	3.93E+08	0.00E+00	3.86E+08
Te-127m	3.49E+08	1.25E+08	4.26E+07	8.92E+07	1.42E+09	0.00E+00	1.17E+09
Te-127	5.66E+03	2.03E+03	1.22E+03	4.19E+03	2.31E+04	0.00E+00	4.47E+05
Te-129m	2.51E+08	9.38E+07	3.98E+07	8.63E+07	1.05E+09	0.00E+00	1.27E+09
Te-129	7.62E-04	2.87E-04	1.86E-04	5.85E-04	3.20E-03	0.00E+00	5.75E-04
Te-131m	9.12E+05	4.46E+05	3.72E+05	7.06E+05	4.52E+06	0.00E+00	4.43E+07
Te-131	1.50E-15	6.27E-16	4.74E-16	1.23E-15	6.57E-15	0.00E+00	2.13E-16
Te-132	4.30E+06	2.78E+06	2.61E+06	3.07E+06	2.68E+07	0.00E+00	1.32E+08
I-130	3.92E+05	1.16E+06	4.57E+05	9.81E+07	1.81E+06	0.00E+00	9.96E+05
I-131	3.08E+07	1.16E+08	6.62E+07	3.79E+10	1.98E+08	0.00E+00	3.05E+07
I-132	5.76E+01	1.54E+02	5.39E+01	5.39E+03	2.45E+02	0.00E+00	2.89E+01
I-133	2.09E+06	3.63E+06	1.11E+06	5.33E+08	6.33E+06	0.00E+00	3.26E+06
I-134	9.65E-05	2.62E-04	9.38E-05	4.54E-03	4.17E-04	0.00E+00	2.29E-07
I-135	3.90E+04	1.02E+05	3.77E+04	6.73E+06	1.64E+05	0.00E+00	1.15E+05
Cs-134	4.67E+09	1.11E+10	9.08E+09	0.00E+00	3.59E+09	1.19E+09	1.94E+08
Cs-136	4.24E+07	1.68E+08	1.21E+08	0.00E+00	9.32E+07	1.28E+07	1.90E+07
Cs-137	6.36E+09	8.70E+09	5.70E+09	0.00E+00	2.95E+09	9.81E+08	1.68E+08
Cs-138	3.91E-11	7.73E-11	3.83E-11	0.00E+00	5.68E-11	5.61E-12	3.30E-16
Ba-139	2.68E-02	1.91E-05	7.86E-04	0.00E+00	1.79E-05	1.08E-05	4.76E-02
Ba-140	1.28E+08	1.61E+05	8.38E+06	0.00E+00	5.46E+04	9.20E+04	2.63E+08
Ba-141	1.15E-21	8.70E-25	3.89E-23	0.00E+00	8.09E-25	4.94E-25	5.43E-31
Ba-142	2.46E-39	2.53E-42	1.55E-40	0.00E+00	2.14E-42	1.43E-42	0.00E+00
La-140	1.98E+03	9.98E+02	2.64E+02	0.00E+00	0.00E+00	0.00E+00	7.33E+07
La-142	1.41E-04	6.43E-05	1.60E-05	0.00E+00	0.00E+00	0.00E+00	4.69E-01
Ce-141	1.97E+05	1.33E+05	1.51E+04	0.00E+00	6.19E+04	0.00E+00	5.10E+08
Ce-143	9.98E+02	7.38E+05	8.16E+01	0.00E+00	3.25E+02	0.00E+00	2.76E+07
Ce-144	3.29E+07	1.38E+07	1.77E+06	0.00E+00	8.16E+06	0.00E+00	1.11E+10
Pr-143	6.26E+04	2.51E+04	3.10E+03	0.00E+00	1.45E+04	0.00E+00	2.74E+08
Pr-144	3.09E-26	1.23E-26	1.57E-27	0.00E+00	7.23E-27	0.00E+00	4.44E-33
Nd-147	3.33E+04	3.85E+04	2.31E+03	0.00E+00	2.25E+04	0.00E+00	1.85E+08
N-137	3.82E+04	3.19E+04	1.12E+04	0.00E+00	0.00E+00	0.00E+00	1.05E+07
Np-239	1.43E+03	1.41E+02	7.76E+01	0.00E+00	4.39E+02	0.00E+00	2.89E+07
K-40	0.00E+00	0.00E+00	0.00E+00	0.00E+00	0.00E+00	0.00E+00	0.00E+00
Co-57	0.00E+00	1.17E+07	1.95E+07	0.00E+00	0.00E+00	0.00E+00	2.97E+08
Sr-85	0.00E+00	0.00E+00	0.00E+00	0.00E+00	0.00E+00	0.00E+00	0.00E+00
Y-88	0.00E+00	0.00E+00	0.00E+00	0.00E+00	0.00E+00	0.00E+00	0.00E+00
Nb-94	0.00E+00	0.00E+00	0.00E+00	0.00E+00	0.00E+00	0.00E+00	0.00E+00
Nb-97	2.15E-06	5.45E-07	1.99E-07	0.00E+00	6.35E-07	0.00E+00	2.01E-03
Cd-109	0.00E+00	0.00E+00	0.00E+00	0.00E+00	0.00E+00	0.00E+00	0.00E+00
Sn-113	0.00E+00	0.00E+00	0.00E+00	0.00E+00	0.00E+00	0.00E+00	0.00E+00
Ba-133	0.00E+00	0.00E+00	0.00E+00	0.00E+00	0.00E+00	0.00E+00	0.00E+00
Te-134	3.56E-08	2.33E-08	1.43E-08	3.11E-08	2.25E-07	0.00E+00	3.95E-11
Ce-139	0.00E+00	0.00E+00	0.00E+00	0.00E+00	0.00E+00	0.00E+00	0.00E+00
Hg-203	0.00E+00	0.00E+00	0.00E+00	0.00E+00	0.00E+00	0.00E+00	0.00E+00

Table 3-11b

Isotope	TEEN INGESTION (Leafy Vegetable) Ri(V)						
	² m * mrem/yr per uCi/sec					³ (H-3: mrem/yr per uCi/m)	
	BONE	LIVER	TOT BODY	THYROID	KIDNEY	LUNG	GILLI
H-3	0.00E+00	2.59E+03	2.59E+03	2.59E+03	2.59E+03	2.59E+03	2.59E+03
Be-7	1.43E+05	3.20E+05	1.60E+05	0.00E+00	3.39E+05	0.00E+00	3.90E+07
Na-24	2.39E+05	2.39E+05	2.39E+05	2.39E+05	2.39E+05	2.39E+05	2.39E+05
P-32	1.61E+09	9.97E+07	6.24E+07	0.00E+00	0.00E+00	0.00E+00	1.35E+08
Cr-51	0.00E+00	0.00E+00	6.17E+04	3.43E+04	1.35E+04	8.81E+04	1.04E+07
Mn-54	0.00E+00	4.54E+08	9.01E+07	0.00E+00	1.36E+08	0.00E+00	9.32E+08
Mn-56	0.00E+00	1.43E+01	2.55E+00	0.00E+00	1.81E+01	0.00E+00	9.44E+02
Fe-55	3.26E+08	2.31E+08	5.39E+07	0.00E+00	0.00E+00	1.47E+08	1.00E+08
Fe-59	1.79E+08	4.18E+08	1.61E+08	0.00E+00	0.00E+00	1.32E+08	9.88E+08
Co-58	0.00E+00	4.36E+07	1.00E+09	0.00E+00	0.00E+00	0.00E+00	6.01E+08
Co-60	0.00E+00	2.49E+08	5.60E+08	0.00E+00	0.00E+00	0.00E+00	3.24E+09
Ni-63	1.61E+10	1.13E+09	5.45E+08	0.00E+00	0.00E+00	0.00E+00	1.81E+08
Ni-65	5.72E+01	7.31E+00	3.33E+00	0.00E+00	0.00E+00	0.00E+00	3.97E+02
Cu-64	0.00E+00	8.34E+03	3.92E+03	0.00E+00	2.11E+04	0.00E+00	6.47E+05
Zn-65	4.24E+08	1.47E+09	6.86E+08	0.00E+00	9.42E+08	0.00E+00	6.23E+08
Zn-69	8.18E-06	1.56E-05	1.09E-06	0.00E+00	1.02E-05	0.00E+00	2.87E-05
Br-83	0.00E+00	0.00E+00	2.91E+00	0.00E+00	0.00E+00	0.00E+00	0.00E+00
Br-84	0.00E+00	0.00E+00	2.25E-11	0.00E+00	0.00E+00	0.00E+00	0.00E+00
Br-85	0.00E+00	0.00E+00	0.00E+00	0.00E+00	0.00E+00	0.00E+00	0.00E+00
Rb-86	0.00E+00	2.74E+08	1.29E+08	0.00E+00	0.00E+00	0.00E+00	4.05E+07
Rb-88	0.00E+00	3.17E-22	1.69E-22	0.00E+00	0.00E+00	0.00E+00	2.71E-29
Rb-89	0.00E+00	1.25E-26	8.82E-27	0.00E+00	0.00E+00	0.00E+00	1.91E-35
Sr-89	1.51E+10	0.00E+00	4.33E+08	0.00E+00	0.00E+00	0.00E+00	1.80E+09
Sr-90	7.51E+11	0.00E+00	1.85E+11	0.00E+00	0.00E+00	0.00E+00	2.11E+10
Sr-91	2.85E+05	0.00E+00	1.13E+04	0.00E+00	0.00E+00	0.00E+00	1.29E+06
Sr-92	3.97E+02	0.00E+00	1.69E+01	0.00E+00	0.00E+00	0.00E+00	1.01E+04
Y-90	1.24E+04	0.00E+00	3.34E+02	0.00E+00	0.00E+00	0.00E+00	1.02E+08
Y-91m	4.86E-09	0.00E+00	1.96E-10	0.00E+00	0.00E+00	0.00E+00	2.29E-07
Y-91	7.84E+06	0.00E+00	2.10E+05	0.00E+00	0.00E+00	0.00E+00	3.21E+09
Y-92	8.60E-01	0.00E+00	2.49E-02	0.00E+00	0.00E+00	0.00E+00	2.36E+04
Y-93	1.59E+02	0.00E+00	4.36E+00	0.00E+00	0.00E+00	0.00E+00	4.86E+06
Zr-95	1.72E+06	5.43E+05	3.73E+05	0.00E+00	7.98E+05	0.00E+00	1.25E+09
Zr-97	3.12E+02	6.18E+01	2.85E+01	0.00E+00	9.37E+01	0.00E+00	1.67E+07
Nb-95	1.93E+05	1.07E+05	5.89E+04	0.00E+00	1.04E+05	0.00E+00	4.57E+08
Mo-99	0.00E+00	5.65E+06	1.08E+06	0.00E+00	1.29E+07	0.00E+00	1.01E+07
Tc-99m	2.74E+00	7.63E+00	9.89E+01	0.00E+00	1.14E+02	4.24E+00	5.01E+03
Tc-101	7.64E-31	1.09E-30	1.07E-29	0.00E+00	1.97E-29	6.62E-31	1.86E-37
Ru-103	6.81E+06	0.00E+00	2.91E+06	0.00E+00	2.40E+07	0.00E+00	5.69E+08
Ru-105	5.00E+01	0.00E+00	1.94E+01	0.00E+00	6.31E+02	0.00E+00	4.04E+04
Ru-106	3.10E+08	0.00E+00	3.90E+07	0.00E+00	5.97E+08	0.00E+00	1.48E+10
Ag-110m	1.52E+07	1.43E+07	8.72E+06	0.00E+00	2.74E+07	0.00E+00	4.03E+09
Sb-122	3.03E+05	5.89E+03	8.85E+04	3.85E+03	0.00E+00	1.99E+05	6.35E+07
Sb-124	1.54E+08	2.84E+06	6.02E+07	3.50E+05	0.00E+00	1.34E+08	3.11E+09
Sb-125	2.14E+08	2.34E+06	5.00E+07	2.04E+05	0.00E+00	1.86E+08	1.66E+09

Table 3-11b

TEEN INGESTION (Leafy Vegetable) Ri(V)							
Isotope	2 m * mrem/yr per uCi/sec			3 (H-3: mrem/yr per uCi/m)			
	BONE	LIVER	TOT BODY	THYROID	KIDNEY	LUNG	GILLI
Te-125m	1.48E+08	5.34E+07	1.98E+07	4.14E+07	0.00E+00	0.00E+00	4.37E+08
Te-127m	5.51E+08	1.96E+08	6.56E+07	1.31E+08	2.24E+09	0.00E+00	1.37E+09
Te-127	5.34E+03	1.89E+03	1.15E+03	3.68E+03	2.16E+04	0.00E+00	4.12E+05
Te-129m	3.62E+08	1.34E+08	5.73E+07	1.17E+08	1.51E+09	0.00E+00	1.36E+09
Te-129	7.14E-04	2.66E-04	1.74E-04	5.10E-04	3.00E-03	0.00E+00	3.90E-03
Te-131m	8.44E+05	4.05E+05	3.38E+05	6.09E+05	4.22E+06	0.00E+00	3.25E+07
Te-131	1.39E-15	5.75E-16	4.36E-16	1.07E-15	6.10E-15	0.00E+00	1.14E-16
Te-132	3.91E+06	2.47E+06	2.33E+06	2.61E+06	2.37E+07	0.00E+00	7.84E+07
I-130	3.51E+05	1.01E+06	4.05E+05	8.28E+07	1.56E+06	0.00E+00	7.80E+05
I-131	7.69E+07	1.08E+08	5.78E+07	3.14E+10	1.85E+08	0.00E+00	2.13E+07
I-132	5.19E+01	1.36E+02	4.88E+01	4.58E+03	2.14E+02	0.00E+00	5.92E+01
I-133	1.94E+06	3.29E+06	1.00E+06	4.59E+08	5.76E+06	0.00E+00	2.49E+06
I-134	8.73E-05	2.31E-04	8.31E-05	3.85E-03	3.65E-04	0.00E+00	3.05E-06
I-135	3.52E+04	9.07E+04	3.36E+04	5.83E+06	1.43E+05	0.00E+00	1.00E+05
Cs-134	7.10E+09	1.67E+10	7.75E+09	0.00E+00	5.31E+09	2.03E+09	2.08E+08
Cs-136	4.34E+07	1.71E+08	1.15E+08	0.00E+00	9.30E+07	1.47E+07	1.37E+07
Cs-137	1.01E+10	1.35E+10	4.69E+09	0.00E+00	4.59E+09	1.78E+09	1.92E+08
Cs-138	3.61E-11	6.93E-11	3.47E-11	0.00E+00	5.12E-11	5.96E-12	3.15E-14
Ba-139	2.52E-02	1.78E-05	7.35E-04	0.00E+00	1.67E-05	1.22E-05	2.25E-01
Ba-140	1.37E+08	1.68E+05	8.85E+06	0.00E+00	5.70E+04	1.13E+05	2.12E+08
Ba-141	1.08E-21	8.04E-25	3.59E-23	0.00E+00	7.46E-25	5.50E-25	2.29E-27
Ba-142	2.27E-39	2.27E-42	1.40E-40	0.00E+00	1.92E-42	1.51E-42	0.00E+00
La-140	1.81E+03	8.89E+02	2.37E+02	0.00E+00	0.00E+00	0.00E+00	5.11E+07
La-142	1.30E-04	5.76E-05	1.43E-05	0.00E+00	0.00E+00	0.00E+00	1.75E+00
Ce-141	2.83E+05	1.89E+05	2.17E+04	0.00E+00	8.89E+04	0.00E+00	5.40E+08
Ce-143	9.33E+02	6.79E+05	7.58E+01	0.00E+00	3.04E+02	0.00E+00	2.04E+07
Ce-144	5.27E+07	2.18E+07	2.83E+06	0.00E+00	1.30E+07	0.00E+00	1.33E+10
Pr-143	7.00E+04	2.80E+04	3.49E+03	0.00E+00	1.63E+04	0.00E+00	2.30E+08
Pr-144	2.89E-26	1.18E-26	1.47E-27	0.00E+00	6.80E-27	0.00E+00	3.19E-29
Nd-147	3.62E+04	3.94E+04	2.36E+03	0.00E+00	2.31E+04	0.00E+00	1.42E+08
W-137	3.55E+04	2.90E+04	1.02E+04	0.00E+00	0.00E+00	0.00E+00	7.84E+06
Np-239	1.39E+03	1.31E+02	7.28E+01	0.00E+00	4.11E+02	0.00E+00	2.11E+07
K-40	0.00E+00	0.00E+00	0.00E+00	0.00E+00	0.00E+00	0.00E+00	0.00E+00
Co-57	0.00E+00	1.79E+07	3.00E+07	0.00E+00	0.00E+00	0.00E+00	3.33E+08
Sr-95	0.00E+00	0.00E+00	0.00E+00	0.00E+00	0.00E+00	0.00E+00	0.00E+00
Y-88	0.00E+00	0.00E+00	0.00E+00	0.00E+00	0.00E+00	0.00E+00	0.00E+00
Nb-94	0.00E+00	0.00E+00	0.00E+00	0.00E+00	0.00E+00	0.00E+00	0.00E+00
Nb-97	2.00E-06	4.95E-07	1.81E-07	0.00E+00	5.79E-07	0.00E+00	1.18E-02
Cd-109	0.00E+00	0.00E+00	0.00E+00	0.00E+00	0.00E+00	0.00E+00	0.00E+00
Sn-113	0.00E+00	0.00E+00	0.00E+00	0.00E+00	0.00E+00	0.00E+00	0.00E+00
Ba-133	0.00E+00	0.00E+00	0.00E+00	0.00E+00	0.00E+00	0.00E+00	0.00E+00
Te-134	3.23E-08	2.07E-08	2.17E-08	2.65E-08	1.98E-07	0.00E+00	1.20E-09
Ce-139	0.00E+00	0.00E+00	0.00E+00	0.00E+00	0.00E+00	0.00E+00	0.00E+00
Hg-203	0.00E+00	0.00E+00	0.00E+00	0.00E+00	0.00E+00	0.00E+00	0.00E+00

Table 3-11c

Isotope	CHILD INGESTION (Leafy Vegetable) Ri(V)						
	² m * mrem/yr per uCi/sec	³ (H-3: mrem/yr per uCi/m)					
	BONE	LIVER	TOT BODY	THYROID	KIDNEY	LUNG	GILLI
H-3	0.00E+00	4.01E+03	4.01E+03	4.01E+03	4.01E+03	4.01E+03	4.01E+03
Be-7	3.37E+05	5.72E+05	3.77E+05	0.00E+00	5.63E+05	0.00E+00	3.20E+07
Na-24	3.73E+05	3.73E+05	3.73E+05	3.73E+05	3.73E+05	3.73E+05	3.73E+05
P-32	3.37E+09	1.58E+08	1.30E+08	0.00E+00	0.00E+00	0.00E+00	9.31E+07
Cr-51	0.00E+00	0.00E+00	1.17E+05	6.50E+04	1.78E+04	1.19E+05	6.21E+06
Mn-54	0.00E+00	6.65E+08	1.77E+08	0.00E+00	1.86E+08	0.00E+00	5.58E+08
Mn-56	0.00E+00	1.88E+01	4.24E+00	0.00E+00	2.27E+01	0.00E+00	2.72E+03
Fe-55	8.01E+08	4.25E+08	1.32E+09	0.00E+00	0.00E+00	0.00E+00	2.40E+08
Fe-59	3.97E+08	6.42E+08	3.20E+08	0.00E+00	0.00E+00	1.86E+08	6.68E+08
Co-58	0.00E+00	6.44E+07	1.97E+08	0.00E+00	0.00E+00	0.00E+00	3.76E+08
Co-60	0.00E+00	3.78E+08	1.12E+09	0.00E+00	0.00E+00	0.00E+00	2.10E+09
Ni-63	3.95E+10	2.11E+09	1.34E+09	0.00E+00	0.00E+00	0.00E+00	1.42E+08
Ni-65	1.05E+02	9.39E+00	5.77E+00	0.00E+00	0.00E+00	0.00E+00	1.21E+03
Cu-64	0.00E+00	1.10E+04	6.64E+03	0.00E+00	2.66E+04	0.00E+00	5.16E+05
Zn-65	8.12E+08	2.16E+09	1.35E+09	0.00E+00	1.36E+09	0.00E+00	3.80E+08
Zn-69	1.51E-05	2.18E-05	2.02E-06	0.00E+00	1.32E-05	0.00E+00	1.37E-03
Br-83	0.00E+00	0.00E+00	5.37E+00	0.00E+00	0.00E+00	0.00E+00	0.00E+00
Br-84	0.00E+00	0.00E+00	3.82E-11	0.00E+00	0.00E+00	0.00E+00	0.00E+00
Br-85	0.00E+00	0.00E+00	0.00E+00	0.00E+00	0.00E+00	0.00E+00	0.00E+00
Rb-86	0.00E+00	4.52E+08	2.78E+08	0.00E+00	0.00E+00	0.00E+00	2.91E+07
Rb-88	0.00E+00	4.37E-22	3.04E-22	0.00E+00	0.00E+00	0.00E+00	2.15E-23
Rb-89	0.00E+00	1.64E-26	1.46E-26	0.00E+00	0.00E+00	0.00E+00	1.43E-28
Sr-89	3.59E+10	0.00E+00	1.03E+09	0.00E+00	0.00E+00	0.00E+00	1.39E+09
Sr-90	1.24E+12	0.00E+00	3.15E+11	0.00E+00	0.00E+00	0.00E+00	1.67E+10
Sr-91	5.24E+05	0.00E+00	1.98E+04	0.00E+00	0.00E+00	0.00E+00	1.16E+06
Sr-92	7.28E+02	0.00E+00	2.92E+01	0.00E+00	0.00E+00	0.00E+00	1.38E+04
Y-90	2.30E+04	0.00E+00	6.17E+02	0.00E+00	0.00E+00	0.00E+00	6.56E+07
Y-91m	8.91E-09	0.00E+00	3.24E-10	0.00E+00	0.00E+00	0.00E+00	1.74E-05
Y-91	1.86E+07	0.00E+00	4.99E+05	0.00E+00	0.00E+00	0.00E+00	2.48E+09
Y-92	1.58E+00	0.00E+00	4.53E-02	0.00E+00	0.00E+00	0.00E+00	4.58E+04
Y-93	2.93E+02	0.00E+00	8.04E+00	0.00E+00	0.00E+00	0.00E+00	4.37E+06
Zr-95	3.86E+06	8.48E+05	7.55E+05	0.00E+00	1.21E+06	0.00E+00	8.84E+08
Zr-97	5.70E+02	8.24E+01	4.86E+01	0.00E+00	1.18E+02	0.00E+00	1.25E+07
Nb-95	4.12E+05	1.60E+05	1.15E+05	0.00E+00	1.51E+05	0.00E+00	2.97E+08
Mo-99	0.00E+00	7.71E+06	1.91E+06	0.00E+00	1.65E+07	0.00E+00	6.38E+06
Tc-99m	4.71E+00	9.24E+00	1.53E+02	0.00E+00	1.34E+02	4.69E+00	5.26E+03
Tc-101	1.41E-30	1.47E-30	1.87E-29	0.00E+00	2.51E-29	7.78E-31	4.68E-30
Ru-103	1.53E+07	0.00E+00	5.88E+06	0.00E+00	3.85E+07	0.00E+00	3.96E+08
Ru-105	9.16E+01	0.00E+00	3.32E+01	0.00E+00	8.05E+02	0.00E+00	5.98E+04
Ru-106	7.45E+08	0.00E+00	9.30E+07	0.00E+00	1.01E+09	0.00E+00	1.16E+10
Ag-110m	3.21E+07	2.17E+07	1.73E+07	0.00E+00	4.04E+07	0.00E+00	2.58E+09
Sb-122	5.58E+05	8.24E+03	1.64E+05	7.16E+03	0.00E+00	2.27E+05	4.30E+07
Sb-124	3.52E+08	4.56E+06	1.23E+08	7.73E+05	0.00E+00	1.95E+08	2.20E+09
Sb-125	4.99E+09	3.84E+06	1.05E+08	4.63E+05	0.00E+00	2.78E+08	1.19E+09

Table 3-11c

Isotope	CHILD INGESTION (Leafy Vegetable) Ri(V)						
	² m * mrem/yr per uCi/sec				(H-3: mrem/yr per uCi/m)	³	
	BONE	LIVER	TOT BODY	THYROID	KIDNEY	LUNG	GILLI
Te-125m	3.51E+08	9.50E+07	4.67E+07	9.84E+07	0.00E+00	0.00E+00	3.38E+08
Te-127m	1.32E+09	3.56E+08	1.57E+08	3.16E+08	3.77E+09	0.00E+00	1.07E+09
Te-127	9.85E+03	2.65E+03	2.11E+03	6.81E+03	2.80E+04	0.00E+00	3.85E+05
Te-129m	8.41E+08	2.35E+08	1.31E+08	2.71E+08	2.47E+09	0.00E+00	1.03E+09
Te-129	1.32E-03	3.69E-04	3.14E-04	9.43E-04	3.87E-03	0.00E+00	8.23E-02
Te-131m	1.54E+06	5.33E+05	5.68E+05	1.10E+06	5.16E+06	0.00E+00	2.16E+07
Te-131	2.57E-15	7.83E-16	7.64E-16	1.97E-15	7.77E-15	0.00E+00	1.35E-14
Te-132	7.00E+06	3.10E+06	3.74E+06	4.51E+06	2.88E+07	0.00E+00	3.12E+07
I-130	6.16E+05	1.24E+06	6.41E+05	1.37E+08	1.86E+06	0.00E+00	5.82E+05
I-131	1.43E+08	1.44E+08	8.17E+07	4.75E+10	2.36E+08	0.00E+00	1.28E+07
I-132	9.22E+01	1.69E+02	7.79E+01	7.86E+03	2.59E+02	0.00E+00	1.99E+02
I-133	3.53E+06	4.37E+06	1.65E+06	8.11E+08	7.28E+06	0.00E+00	1.76E+06
I-134	1.55E-04	2.88E-04	1.32E-04	6.62E-03	4.40E-04	0.00E+00	1.91E-04
I-135	6.26E+04	1.13E+05	5.33E+04	9.97E+06	1.73E+05	0.00E+00	8.58E+04
Cs-134	1.60E+10	2.63E+10	5.55E+09	0.00E+00	8.15E+09	2.93E+09	1.42E+08
Cs-136	8.17E+07	2.25E+08	1.45E+08	0.00E+00	1.20E+08	1.78E+07	7.90E+06
Cs-137	2.39E+10	2.29E+10	3.38E+09	0.00E+00	7.46E+09	2.68E+09	1.43E+08
Cs-138	6.57E-11	9.13E-11	5.79E-11	0.00E+00	6.43E-11	6.91E-12	4.21E-11
Ba-139	4.65E-02	2.48E-05	1.35E-03	0.00E+00	2.17E-05	1.46E-05	2.69E+00
Ba-140	2.75E+08	2.41E+05	1.60E+07	0.00E+00	7.84E+04	1.44E+05	1.39E+08
Ba-141	1.99E-21	1.11E-24	6.47E-23	0.00E+00	9.62E-25	6.53E-24	1.13E-21
Ba-142	4.11E-39	2.96E-42	2.29E-40	0.00E+00	2.39E-42	1.74E-42	5.36E-41
La-140	3.25E+03	1.14E+03	3.93E+02	0.00E+00	0.00E+00	0.00E+00	3.17E+07
La-142	2.35E-04	7.49E-05	2.35E-05	0.00E+00	0.00E+00	0.00E+00	1.48E+01
Ce-141	6.56E+05	3.27E+05	4.86E+04	0.00E+00	1.43E+05	0.00E+00	4.08E+08
Ce-143	1.72E+03	9.31E+05	1.35E+02	0.00E+00	3.91E+02	0.00E+00	1.36E+07
Ce-144	1.27E+08	3.93E+07	6.78E+06	0.00E+00	2.21E+07	0.00E+00	1.04E+10
Pr-143	1.46E+05	4.37E+04	7.23E+03	0.00E+00	2.37E+04	0.00E+00	1.57E+08
Pr-144	5.37E-26	1.66E-26	2.70E-27	0.00E+00	8.79E-27	0.00E+00	3.58E-23
Nd-147	7.15E+04	5.79E+04	4.48E+03	0.00E+00	3.19E+04	0.00E+00	9.17E+07
W-187	6.47E+04	3.33E+04	1.72E+04	0.00E+00	0.00E+00	0.00E+00	5.38E+06
Np-239	2.57E+03	1.34E+02	1.29E+02	0.00E+00	5.33E+02	0.00E+00	1.36E+07
K-40	0.00E+00	0.00E+00	0.00E+00	0.00E+00	0.00E+00	0.00E+00	0.00E+00
Co-57	0.00E+00	2.99E+07	6.04E+07	0.00E+00	0.00E+00	0.00E+00	2.45E+08
Sr-85	0.00E+00	0.00E+00	0.00E+00	0.00E+00	0.00E+00	0.00E+00	0.00E+00
Y-88	0.00E+00	0.00E+00	0.00E+00	0.00E+00	0.00E+00	0.00E+00	0.00E+00
Nb-94	0.00E+00	0.00E+00	0.00E+00	0.00E+00	0.00E+00	0.00E+00	0.00E+00
Nb-97	3.64E-06	6.57E-07	3.07E-07	0.00E+00	7.29E-07	0.00E+00	2.03E-01
Cd-109	0.00E+00	0.00E+00	0.00E+00	0.00E+00	0.00E+00	0.00E+00	0.00E+00
Sn-113	0.00E+00	0.00E+00	0.00E+00	0.00E+00	0.00E+00	0.00E+00	0.00E+00
Ba-133	0.00E+00	0.00E+00	0.00E+00	0.00E+00	0.00E+00	0.00E+00	0.00E+00
Te-134	5.76E-08	2.59E-08	3.46E-08	4.56E-08	2.40E-07	0.00E+00	2.63E-07
Ce-139	0.00E+00	0.00E+00	0.00E+00	0.00E+00	0.00E+00	0.00E+00	0.00E+00
Hg-203	0.00E+00	0.00E+00	0.00E+00	0.00E+00	0.00E+00	0.00E+00	0.00E+00

Table 3-12a

Isotope	ADULT GRASS/COW/MILK PATHWAY						
	BONE	LIVER	TOT BODY	THYROID	KIDNEY	LUNG	GILLI
H-3	0.00E+00	7.63E+02	7.63E+02	7.63E+02	7.63E+02	7.63E+02	7.63E+02
Be-7	1.65E+03	3.73E+03	1.85E+03	0.00E+00	3.92E+03	0.00E+00	6.44E+05
Na-24	2.44E+06	2.44E+06	2.44E+06	2.44E+06	2.44E+06	2.44E+06	2.44E+06
P-32	1.71E+10	1.06E+09	6.61E+08	0.00E+00	0.00E+00	0.00E+00	1.92E+09
Cr-51	0.00E+00	0.00E+00	2.86E+04	1.71E+04	6.30E+03	3.79E+04	7.19E+06
Mn-54	0.00E+00	8.41E+06	1.61E+06	0.00E+00	2.50E+06	0.00E+00	2.58E+07
Mn-56	0.00E+00	4.15E-03	7.36E-04	0.00E+00	5.27E-03	0.00E+00	1.32E-01
Fe-55	2.51E+07	1.74E+07	4.05E+06	0.00E+00	0.00E+00	9.68E+06	9.95E+06
Fe-59	2.97E+07	6.99E+07	2.67E+07	0.00E+00	0.00E+00	1.95E+07	2.33E+08
Co-58	0.00E+00	4.71E+06	1.06E+07	0.00E+00	0.00E+00	0.00E+00	9.55E+07
Co-60	0.00E+00	1.64E+07	3.62E+07	0.00E+00	0.00E+00	0.00E+00	3.08E+08
Ni-63	6.73E+09	4.66E+08	2.26E+08	0.00E+00	0.00E+00	0.00E+00	9.73E+07
Ni-65	3.70E-01	4.81E-02	2.19E-02	0.00E+00	0.00E+00	0.00E+00	1.22E+00
Cu-64	0.00E+00	2.38E+04	1.12E+04	0.00E+00	6.01E+04	0.00E+00	2.03E+06
Zn-65	1.37E+09	4.36E+09	1.97E+09	0.00E+00	2.92E+09	0.00E+00	2.75E+09
Zn-69	5.18E-12	9.91E-12	6.89E-13	0.00E+00	6.44E-12	0.00E+00	1.49E-12
Br-83	0.00E+00	0.00E+00	9.72E-02	0.00E+00	0.00E+00	0.00E+00	1.40E-01
Br-84	0.00E+00	0.00E+00	1.61E-23	0.00E+00	0.00E+00	0.00E+00	1.26E-28
Br-85	0.00E+00	0.00E+00	0.00E+00	0.00E+00	0.00E+00	0.00E+00	0.00E+00
Rb-86	0.00E+00	2.59E+09	1.21E+09	0.00E+00	0.00E+00	0.00E+00	5.12E+08
Rb-88	0.00E+00	0.00E+00	0.00E+00	0.00E+00	0.00E+00	0.00E+00	0.00E+00
Rb-89	0.00E+00	0.00E+00	0.00E+00	0.00E+00	0.00E+00	0.00E+00	0.00E+00
Sr-89	1.45E+09	0.00E+00	4.16E+07	0.00E+00	0.00E+00	0.00E+00	2.33E+08
Sr-90	4.68E+10	0.00E+00	1.15E+10	0.00E+00	0.00E+00	0.00E+00	1.35E+09
Sr-91	2.89E+04	0.00E+00	1.17E+03	0.00E+00	0.00E+00	0.00E+00	1.38E+05
Sr-92	4.88E-01	0.00E+00	2.11E-02	0.00E+00	0.00E+00	0.00E+00	9.68E+00
Y-90	7.07E+01	0.00E+00	1.90E+00	0.00E+00	0.00E+00	0.00E+00	7.49E+05
Y-91m	5.98E-20	0.00E+00	2.32E-21	0.00E+00	0.00E+00	0.00E+00	1.76E-19
Y-91	8.59E+03	0.00E+00	2.30E+02	0.00E+00	0.00E+00	0.00E+00	4.73E+06
Y-92	5.58E-05	0.00E+00	1.63E-06	0.00E+00	0.00E+00	0.00E+00	9.77E-01
Y-93	2.23E-01	0.00E+00	6.17E-03	0.00E+00	0.00E+00	0.00E+00	7.08E+03
Zr-95	9.43E+02	3.02E+02	2.05E+02	0.00E+00	4.75E+02	0.00E+00	9.59E+05
Zr-97	4.33E-01	8.74E-02	4.00E-02	0.00E+00	1.32E-01	0.00E+00	2.71E+04
Nb-95	8.26E+04	4.60E+04	2.47E+04	0.00E+00	4.54E+04	0.00E+00	2.79E+08
Mo-99	0.00E+00	2.48E+07	4.71E+06	0.00E+00	5.61E+07	0.00E+00	5.74E+07
Tc-99m	3.32E+00	9.38E+00	1.20E+02	0.00E+00	1.43E+02	4.60E+00	5.55E+03
Tc-101	0.00E+00	0.00E+00	0.00E+00	0.00E+00	0.00E+00	0.00E+00	0.00E+00
Ru-103	1.02E+03	0.00E+00	4.38E+02	0.00E+00	3.88E+03	0.00E+00	1.19E+05
Ru-105	8.57E-04	0.00E+00	3.38E-04	0.00E+00	1.11E-02	0.00E+00	5.24E-01
Ru-106	2.04E+04	0.00E+00	2.58E+03	0.00E+00	3.94E+04	0.00E+00	1.32E+06
Ag-110m	5.82E+07	5.39E+07	3.20E+07	0.00E+00	1.06E+08	0.00E+00	2.20E+10
Sb-122	2.24E+05	5.16E+03	7.73E+04	3.47E+03	0.00E+00	1.35E+05	8.52E+07
Sb-124	2.57E+07	4.87E+05	1.01E+07	6.25E+04	0.00E+00	2.00E+07	7.31E+08
Sb-125	2.04E+07	2.28E+05	4.86E+06	2.08E+04	0.00E+00	1.58E+07	2.25E+08

Table 3-12a

		ADULT GRASS/COW/MILK PATHWAY					Ri (C)
2							3
m * mrem/yr per uCi/sec		(H-3: mrem/yr per uCi/m)					
Isotope	BONE	LIVER	TOT BODY	THYROID	KIDNEY	LUNG	GILL
Te-125m	1.63E+07	5.90E+06	2.18E+06	4.90E+06	6.63E+07	0.00E+00	6.50E-07
Te-127m	4.58E+07	1.64E+07	5.58E+06	1.17E+07	1.86E+08	0.00E+00	1.54E+08
Te-127	6.53E+02	2.34E+02	1.41E+02	4.84E+02	2.66E+03	0.00E+00	5.15E+04
Te-129m	6.02E+07	2.25E+07	9.53E+06	2.07E+07	2.51E+08	0.00E+00	3.03E+08
Te-129	2.82E-10	1.06E-10	6.89E-11	2.17E-10	1.19E-09	0.00E+00	2.13E-10
Te-131m	3.61E+05	1.77E+05	1.47E+05	2.80E+05	1.79E+06	0.00E+00	1.75E+07
Te-131	3.60E-33	1.51E-33	1.14E-33	2.96E-33	1.58E-32	0.00E+00	5.10E-34
Te-132	2.40E+06	1.55E+06	1.46E+06	1.72E+06	1.50E+07	0.00E+00	7.35E+07
I-130	4.20E+05	1.24E+06	4.89E+05	1.05E+08	1.93E+06	0.00E+00	1.07E+06
I-131	2.96E+08	4.23E+08	2.43E+08	1.39E+11	7.26E+08	0.00E+00	1.12E+08
I-132	1.64E-01	4.39E-01	1.54E-01	1.54E+01	7.00E-01	0.00E+00	8.25E-02
I-133	3.87E+06	6.73E+06	2.05E+06	9.89E+08	1.17E+07	0.00E+00	6.05E+06
I-134	2.02E-12	5.48E-12	1.96E-12	9.49E-11	8.71E-12	0.00E+00	4.77E-15
I-135	1.29E+04	3.36E+04	1.24E+04	2.22E+06	5.39E+04	0.00E+00	3.80E+04
Cs-134	5.65E+09	1.35E+10	1.10E+10	0.00E+00	4.35E+09	1.45E+09	2.35E+08
Cs-136	2.63E+08	1.04E+09	7.46E+08	0.00E+00	5.77E+08	7.90E+07	1.18E+08
Cs-137	7.38E+09	1.01E+10	6.61E+09	0.00E+00	3.43E+09	1.14E+09	1.95E+08
Cs-138	9.04E-24	1.79E-23	8.85E-24	0.00E+00	1.31E-23	1.30E-24	7.62E-29
Ba-139	3.92E-08	2.79E-11	1.15E-09	0.00E+00	2.61E-11	1.58E-11	6.94E-08
Ba-140	2.68E+07	3.37E+04	1.76E+06	0.00E+00	1.15E+04	1.93E+04	5.52E+07
Ba-141	0.00E+00	0.00E+00	0.00E+00	0.00E+00	0.00E+00	0.00E+00	0.00E+00
Ba-142	0.00E+00	0.00E+00	0.00E+00	0.00E+00	0.00E+00	0.00E+00	0.00E+00
La-140	4.52E+00	2.28E+00	6.02E-01	0.00E+00	0.00E+00	0.00E+00	1.67E+05
La-142	9.34E-12	4.25E-12	1.06E-12	0.00E+00	0.00E+00	0.00E+00	3.10E-08
Ce-141	4.84E+03	3.28E+03	3.72E+02	0.00E+00	1.52E+03	0.00E+00	1.25E+07
Ce-143	4.16E+01	3.07E+04	3.40E+00	0.00E+00	1.35E+01	0.00E+00	1.15E+06
Ce-144	3.58E+05	1.50E+05	1.92E+04	0.00E+00	8.87E+04	0.00E+00	1.21E+08
Pr-143	1.58E+02	6.33E+01	7.83E+00	0.00E+00	3.66E+01	0.00E+00	6.92E+05
Pr-144	0.00E+00	0.00E+00	0.00E+00	0.00E+00	0.00E+00	0.00E+00	0.00E+00
Nd-147	9.42E+01	1.09E+02	6.51E+00	0.00E+00	6.36E+01	0.00E+00	5.22E+05
W-187	6.56E+03	5.48E+03	1.92E+03	0.00E+00	0.00E+00	0.00E+00	1.80E+06
Np-239	3.68E+00	3.62E-01	2.00E-01	0.00E+00	1.13E+00	0.00E+00	7.43E+04
K-40	0.00E+00	0.00E+00	0.00E+00	0.00E+00	0.00E+00	0.00E+00	0.00E+00
Co-57	0.00E+00	1.28E+06	2.13E+06	0.00E+00	0.00E+00	0.00E+00	3.25E+07
Sr-85	0.00E+00	0.00E+00	0.00E+00	0.00E+00	0.00E+00	0.00E+00	0.00E+00
Y-88	0.00E+00	0.00E+00	0.00E+00	0.00E+00	0.00E+00	0.00E+00	0.00E+00
Nb-94	0.00E+00	0.00E+00	0.00E+00	0.00E+00	0.00E+00	0.00E+00	0.00E+00
Nb-97	3.29E-12	8.32E-13	3.04E-13	0.00E+00	9.71E-13	0.00E+00	3.07E-09
Cd-109	0.00E+00	0.00E+00	0.00E+00	0.00E+00	0.00E+00	0.00E+00	0.00E+00
Sn-113	0.00E+00	0.00E+00	0.00E+00	0.00E+00	0.00E+00	0.00E+00	0.00E+00
Ba-133	0.00E+00	0.00E+00	0.00E+00	0.00E+00	0.00E+00	0.00E+00	0.00E+00
Te-134	9.90E-19	5.83E-19	3.57E-19	7.78E-19	5.63E-18	0.00E+00	9.87E-22
Ce-139	0.00E+00	0.00E+00	0.00E+00	0.00E+00	0.00E+00	0.00E+00	0.00E+00
Hg-203	0.00E+00	0.00E+00	0.00E+00	0.00E+00	0.00E+00	0.00E+00	0.00E+00

Table 3-12b

Isotope	TEEN GRASS/COW/MILK PATHWAY						
	BONE	LIVER	TOT BODY	THYROID	KIDNEY	LUNG	GILLI
H-3	0.00E+00	9.94E+02	9.94E+02	9.94E+02	9.94E+02	9.94E+02	9.94E+02
Be-7	3.05E+03	6.83E+03	3.41E+03	0.00E+00	7.23E+03	0.00E+00	8.31E+05
Na-24	4.26E+06	4.26E+06	4.26E+06	4.26E+06	4.26E+06	4.26E+06	4.26E+06
P-32	3.15E+10	1.95E+09	1.22E+09	0.00E+00	0.00E+00	0.00E+00	2.65E+09
Cr-51	0.00E+00	0.00E+00	4.99E+04	2.77E+04	1.09E+04	7.13E+04	8.39E+06
Mn-54	0.00E+00	1.40E+07	2.78E+06	0.00E+00	4.18E+06	0.00E+00	2.87E+07
Mn-56	0.00E+00	7.36E-03	1.31E-03	0.00E+00	9.31E-03	0.00E+00	4.84E-01
Fe-55	4.45E+07	3.16E+07	7.36E+06	0.00E+00	0.00E+00	2.00E+07	1.37E+07
Fe-59	5.19E+07	1.21E+08	4.67E+07	0.00E+00	0.00E+00	3.81E+07	2.86E+08
Co-58	0.00E+00	7.94E+06	1.83E+07	0.00E+00	0.00E+00	0.00E+00	1.09E+08
Co-60	0.00E+00	2.78E+07	6.26E+07	0.00E+00	0.00E+00	0.00E+00	3.62E+08
Ni-63	1.18E+10	8.35E+08	4.01E+08	0.00E+00	0.00E+00	0.00E+00	1.33E+08
Ni-65	6.77E-01	8.65E-02	3.94E-02	0.00E+00	0.00E+00	0.00E+00	4.69E+00
Cu-64	0.00E+00	4.25E+04	2.00E+04	0.00E+00	1.07E+05	0.00E+00	3.29E+06
Zn-65	2.11E+09	7.31E+09	3.41E+09	0.00E+00	4.68E+09	0.00E+00	3.10E+09
Zn-69	9.55E-12	1.82E-11	1.27E-12	0.00E+00	1.19E-11	0.00E+00	3.35E-11
Br-83	0.00E+00	0.00E+00	1.79E-01	0.00E+00	0.00E+00	0.00E+00	0.00E+00
Br-84	0.00E+00	0.00E+00	2.88E-23	0.00E+00	0.00E+00	0.00E+00	0.00E+00
Br-85	0.00E+00	0.00E+00	0.00E+00	0.00E+00	0.00E+00	0.00E+00	0.00E+00
Rb-86	0.00E+00	4.73E+09	2.22E+09	0.00E+00	0.00E+00	0.00E+00	7.00E+08
Rb-88	0.00E+00	0.00E+00	0.00E+00	0.00E+00	0.00E+00	0.00E+00	0.00E+00
Rb-89	0.00E+00	0.00E+00	0.00E+00	0.00E+00	0.00E+00	0.00E+00	0.00E+00
Sr-89	2.67E+09	0.00E+00	7.66E+07	0.00E+00	0.00E+00	0.00E+00	3.18E+08
Sr-90	6.61E+10	0.00E+00	1.63E+10	0.00E+00	0.00E+00	0.00E+00	1.86E+09
Sr-91	5.31E+04	0.00E+00	2.11E+03	0.00E+00	0.00E+00	0.00E+00	2.41E+05
Sr-92	8.94E-01	0.00E+00	3.81E-02	0.00E+00	0.00E+00	0.00E+00	2.28E+01
Y-90	1.30E+02	0.00E+00	3.50E+00	0.00E+00	0.00E+00	0.00E+00	1.07E+06
Y-91m	1.10E-19	0.00E+00	4.19E-21	0.00E+00	0.00E+00	0.00E+00	5.17E-18
Y-91	1.58E+04	0.00E+00	4.24E+02	0.00E+00	0.00E+00	0.00E+00	6.48E+06
Y-92	1.03E-04	0.00E+00	2.98E-06	0.00E+00	0.00E+00	0.00E+00	2.83E+00
Y-93	4.12E-01	0.00E+00	1.13E-02	0.00E+00	0.00E+00	0.00E+00	1.26E+04
Zr-95	1.65E+03	5.20E+02	3.58E+02	0.00E+00	7.65E+02	0.00E+00	1.20E+06
Zr-97	7.88E-01	1.56E-01	7.19E-02	0.00E+00	2.37E-01	0.00E+00	4.22E+04
Nb-95	1.41E+05	7.82E+04	4.30E+04	0.00E+00	7.58E+04	0.00E+00	3.34E+08
Mo-99	0.00E+00	4.47E+07	8.52E+06	0.00E+00	1.02E+08	0.00E+00	8.01E+07
Tc-99m	5.76E+00	1.61E+01	2.08E+02	0.00E+00	2.39E+02	8.92E+00	1.05E+04
Tc-101	0.00E+00	0.00E+00	0.00E+00	0.00E+00	0.00E+00	0.00E+00	0.00E+00
Ru-103	1.81E+03	0.00E+00	7.74E+02	0.00E+00	6.38E+03	0.00E+00	1.51E+05
Ru-105	1.56E-03	0.00E+00	6.07E-04	0.00E+00	1.97E-02	0.00E+00	1.26E+00
Ru-106	3.75E+04	0.00E+00	4.73E+03	0.00E+00	7.24E+04	0.00E+00	1.80E+06
Ag-110m	9.63E+07	9.11E+07	5.54E+07	0.00E+00	1.74E+09	0.00E+00	2.56E+10
Sb-122	4.77E+05	9.29E+03	1.39E+05	6.06E+03	0.00E+00	2.98E+05	1.00E+08
Sb-124	4.58E+07	8.44E+05	1.79E+07	1.04E+05	0.00E+00	4.00E+07	9.26E+08
Sb-125	3.65E+07	3.99E+05	8.53E+06	3.48E+04	0.00E+00	3.18E+07	2.83E+08

Table 3-12b

Isotope	TEEN GRASS/COW/MILK PATHWAY							Ri (C)
	² m * mrem/yr per uCi/sec						³ (H-3: mrem/yr per uCi/m)	
	BONE	LIVER	TOT BODY	THYROID	KIDNEY	LUNG	GILLI	
Te-125m	3.00E+07	1.08E+07	4.02E+06	8.39E+06	0.00E+00	0.00E+00	8.86E+07	
Te-127m	8.44E+07	2.99E+07	1.00E+07	2.01E+07	3.42E+08	0.00E+00	2.10E+08	
Te-127	1.21E+03	4.29E+02	2.60E+02	8.35E+02	4.90E+03	0.00E+00	9.34E+04	
Te-129m	1.10E+08	4.09E+07	1.74E+07	3.55E+07	4.61E+08	0.00E+00	4.13E+08	
Te-129	5.20E-10	1.94E-10	1.26E-10	3.71E-10	2.18E-09	0.00E+00	2.84E-09	
Te-131m	6.57E+05	3.15E+05	2.63E+05	4.74E+05	3.29E+06	0.00E+00	2.53E+07	
Te-131	6.58E-33	2.71E-33	2.06E-33	5.07E-33	2.88E-32	0.00E+00	5.40E-34	
Te-132	4.29E+06	2.72E+06	2.56E+06	2.87E+06	2.61E+07	0.00E+00	8.61E+07	
I-130	7.38E+05	2.14E+06	8.53E+05	1.74E+08	3.29E+06	0.00E+00	1.64E+06	
I-131	5.37E+08	7.52E+08	4.04E+08	2.19E+11	1.29E+09	0.00E+00	1.49E+08	
I-132	2.91E-01	7.62E-01	2.74E-01	2.57E+01	1.20E+00	0.00E+00	3.32E-01	
I-133	7.07E+06	1.20E+07	3.66E+06	1.67E+09	2.10E+07	0.00E+00	9.07E+06	
I-134	3.58E-12	9.50E-12	3.41E-12	1.58E-10	1.50E-11	0.00E+00	1.25E-13	
I-135	2.28E+04	5.87E+04	2.18E+04	3.78E+06	9.27E+04	0.00E+00	6.51E+04	
Cs-134	9.82E+09	2.31E+10	1.07E+10	0.00E+00	7.34E+09	2.80E+09	2.87E+08	
Cs-136	4.47E+08	1.76E+09	1.18E+09	0.00E+00	9.57E+08	1.51E+08	1.42E+08	
Cs-137	1.34E+10	1.78E+10	6.20E+09	0.00E+00	6.06E+09	2.35E+09	2.53E+08	
Cs-138	1.64E-23	3.15E-23	1.57E-23	0.00E+00	2.33E-23	2.71E-24	1.43E-26	
Ba-139	7.24E-08	5.09E-11	2.11E-09	0.00E+00	4.80E-11	3.51E-11	6.46E-07	
Ba-140	4.84E+07	5.93E+04	3.12E+06	0.00E+00	2.01E+04	3.99E+04	7.46E+07	
Ba-141	0.00E+00	0.00E+00	0.00E+00	0.00E+00	0.00E+00	0.00E+00	0.00E+00	
Ba-142	0.00E+00	0.00E+00	0.00E+00	0.00E+00	0.00E+00	0.00E+00	0.00E+00	
La-140	8.12E+00	3.99E+00	1.06E+00	0.00E+00	0.00E+00	0.00E+00	2.29E+05	
La-142	1.69E-11	7.49E-12	1.86E-12	0.00E+00	0.00E+00	0.00E+00	2.28E-07	
Ce-141	8.88E+03	5.93E+03	6.81E+02	0.00E+00	2.79E+03	0.00E+00	1.70E+07	
Ce-143	7.64E+01	5.56E+04	6.21E+00	0.00E+00	2.49E+01	0.00E+00	1.67E+06	
Ce-144	6.58E+05	2.72E+05	3.54E+04	0.00E+00	1.63E+05	0.00E+00	1.66E+08	
Pr-143	2.90E+02	1.16E+02	1.44E+01	0.00E+00	6.73E+01	0.00E+00	9.54E+05	
Pr-144	0.00E+00	0.00E+00	0.00E+00	0.00E+00	0.00E+00	0.00E+00	0.00E+00	
Nd-147	1.81E+02	1.97E+02	1.18E+01	0.00E+00	1.16E+02	0.00E+00	7.11E+05	
W-137	1.20E+04	9.78E+03	3.43E+03	0.00E+00	0.00E+00	0.00E+00	2.65E+06	
Np-239	7.03E+00	6.63E-01	3.68E-01	0.00E+00	2.08E+00	0.00E+00	1.07E+05	
K-40	0.00E+00	0.00E+00	0.00E+00	0.00E+00	0.00E+00	0.00E+00	0.00E+00	
Co-57	0.00E+00	2.25E+06	3.76E+06	0.00E+00	0.00E+00	0.00E+00	4.19E+07	
Sr-85	0.00E+00	0.00E+00	0.00E+00	0.00E+00	0.00E+00	0.00E+00	0.00E+00	
Y-89	0.00E+00	0.00E+00	0.00E+00	0.00E+00	0.00E+00	0.00E+00	0.00E+00	
Nb-94	0.00E+00	0.00E+00	0.00E+00	0.00E+00	0.00E+00	0.00E+00	0.00E+00	
Nb-97	5.99E-12	1.49E-12	5.43E-13	0.00E+00	1.74E-12	0.00E+00	3.55E-08	
Cd-109	0.00E+00	0.00E+00	0.00E+00	0.00E+00	0.00E+00	0.00E+00	0.00E+00	
Sn-113	0.00E+00	0.00E+00	0.00E+00	0.00E+00	0.00E+00	0.00E+00	0.00E+00	
Ba-133	0.00E+00	0.00E+00	0.00E+00	0.00E+00	0.00E+00	0.00E+00	0.00E+00	
Te-134	1.59E-18	1.02E-18	1.06E-18	1.30E-18	9.72E-18	0.00E+00	5.89E-20	
Ce-139	0.00E+00	0.00E+00	0.00E+00	0.00E+00	0.00E+00	0.00E+00	0.00E+00	
Hg-203	0.00E+00	0.00E+00	0.00E+00	0.00E+00	0.00E+00	0.00E+00	0.00E+00	

Table 3-12c

Isotope	CHILD GRASS/COW/MILK PATHWAY						
	BONE	LIVER	TOT BODY	THYROID	KIDNEY	LUNG	GILLI
H-3	0.00E+00	1.57E+03	1.57E+03	1.57E+03	1.57E+03	1.57E+03	1.57E+03
Be-7	7.49E+03	1.27E+04	8.38E+03	0.00E+00	1.25E+04	0.00E+00	7.11E+05
Na-24	8.85E+06	8.85E+06	8.85E+06	8.85E+06	8.85E+06	8.85E+06	8.85E+06
P-32	7.78E+10	3.64E+09	3.00E+09	0.00E+00	0.00E+00	0.00E+00	2.15E+09
Cr-51	0.00E+00	0.00E+00	1.02E+05	5.65E+04	1.54E+04	1.03E+05	5.40E+06
Mn-54	0.00E+00	2.10E+07	5.59E+06	0.00E+00	5.88E+06	0.00E+00	1.76E+07
Mn-56	0.00E+00	1.28E-02	2.90E-03	0.00E+00	1.55E-02	0.00E+00	1.86E+00
Fe-55	1.12E+08	5.93E+07	1.84E+07	0.00E+00	0.00E+00	3.35E+07	1.10E+07
Fe-59	1.20E+08	1.94E+08	9.68E+07	0.00E+00	0.00E+00	5.64E+07	2.02E+08
Co-58	0.00E+00	1.21E+07	3.71E+07	0.00E+00	0.00E+00	0.00E+00	7.07E+07
Co-60	0.00E+00	4.32E+07	1.27E+08	0.00E+00	0.00E+00	0.00E+00	2.39E+08
Ni-63	2.96E+10	1.59E+09	1.01E+09	0.00E+00	0.00E+00	0.00E+00	1.07E+08
Ni-65	1.66E+00	1.56E-01	9.10E-02	0.00E+00	0.00E+00	0.00E+00	1.91E+01
Cu-64	0.00E+00	7.46E+04	4.51E+04	0.00E+00	1.80E+05	0.00E+00	3.50E+06
Zn-65	4.13E+09	1.10E+10	6.85E+09	0.00E+00	6.94E+09	0.00E+00	1.93E+09
Zn-69	2.35E-11	3.39E-11	3.13E-12	0.00E+00	2.06E-11	0.00E+00	2.14E-09
Br-83	0.00E+00	0.00E+00	4.40E-01	0.00E+00	0.00E+00	0.00E+00	0.00E+00
Br-84	0.00E+00	0.00E+00	6.51E-23	0.00E+00	0.00E+00	0.00E+00	0.00E+00
Br-85	0.00E+00	0.00E+00	0.00E+00	0.00E+00	0.00E+00	0.00E+00	0.00E+00
Rb-86	0.00E+00	8.77E+09	5.39E+09	0.00E+00	0.00E+00	0.00E+00	5.64E+08
Rb-88	0.00E+00	0.00E+00	0.00E+00	0.00E+00	0.00E+00	0.00E+00	0.00E+00
Rb-89	0.00E+00	0.00E+00	0.00E+00	0.00E+00	0.00E+00	0.00E+00	0.00E+00
Sr-89	6.62E+09	0.00E+00	1.89E+08	0.00E+00	0.00E+00	0.00E+00	2.56E+08
Sr-90	1.12E+11	0.00E+00	2.83E+10	0.00E+00	0.00E+00	0.00E+00	1.51E+09
Sr-91	1.30E+05	0.00E+00	4.92E+03	0.00E+00	0.00E+00	0.00E+00	2.88E+05
Sr-92	2.18E+00	0.00E+00	8.75E-02	0.00E+00	0.00E+00	0.00E+00	4.13E+01
Y-90	3.21E+02	0.00E+00	8.60E+00	0.00E+00	0.00E+00	0.00E+00	9.15E+05
Y-91m	2.68E-19	0.00E+00	9.74E-21	0.00E+00	0.00E+00	0.00E+00	5.24E-16
Y-91	3.90E+04	0.00E+00	1.04E+03	0.00E+00	0.00E+00	0.00E+00	5.20E+06
Y-92	2.53E-04	0.00E+00	7.24E-06	0.00E+00	0.00E+00	0.00E+00	7.31E+00
Y-93	1.01E+00	0.00E+00	2.78E-02	0.00E+00	0.00E+00	0.00E+00	1.51E+04
Zr-95	3.83E+03	8.42E+02	7.50E+02	0.00E+00	1.21E+03	0.00E+00	8.79E+05
Zr-97	1.92E+00	2.77E-01	1.64E-01	0.00E+00	3.98E-01	0.00E+00	4.20E+04
Nb-95	3.18E+05	1.24E+05	8.85E+04	0.00E+00	1.16E+05	0.00E+00	2.29E+08
Mo-99	0.00E+00	8.13E+07	2.01E+07	0.00E+00	1.74E+08	0.00E+00	6.73E+07
Tc-99m	1.32E+01	2.59E+01	4.29E+02	0.00E+00	3.76E+02	1.32E+01	1.47E+04
Tc-101	0.00E+00	0.00E+00	0.00E+00	0.00E+00	0.00E+00	0.00E+00	0.00E+00
Ru-103	4.28E+03	0.00E+00	1.65E+03	0.00E+00	1.08E+04	0.00E+00	1.11E+05
Ru-105	3.82E-03	0.00E+00	1.39E-03	0.00E+00	3.36E-02	0.00E+00	2.49E+00
Ru-106	9.24E+04	0.00E+00	1.15E+04	0.00E+00	1.25E+05	0.00E+00	1.44E+06
Ag-110m	2.09E+08	1.41E+08	1.13E+08	0.00E+00	2.63E+08	0.00E+00	1.68E+10
Sb-122	1.17E+06	1.73E+04	3.44E+05	1.50E+04	0.00E+00	4.77E+05	9.02E+07
Sb-124	1.09E+08	1.41E+06	3.80E+07	2.39E+05	0.00E+00	6.02E+07	6.78E+08
Sb-125	8.69E+07	6.70E+05	1.82E+07	8.06E+04	0.00E+00	4.84E+07	2.08E+08

Table 3-12c

Isotope	CHILD GRASS/COW/MILK PATHWAY						
	Ri (C)						
	² m * mrem/yr per uCi/sec					³ (H-3: mrem/yr per uCi/m)	
	BONE	LIVER	TOT BODY	THYROID	KIDNEY	LUNG	GILLI
Te-125m	7.38E+07	2.00E+07	9.84E+06	2.07E+07	0.00E+00	0.00E+00	7.12E+07
Te-127m	2.08E+08	5.60E+07	2.47E+07	4.97E+07	5.93E+08	0.00E+00	1.68E+08
Te-127	2.98E+03	8.02E+02	6.38E+02	2.06E+03	8.47E+03	0.00E+00	1.16E+05
Te-129m	2.71E+08	7.58E+07	4.21E+07	8.75E+07	7.97E+08	0.00E+00	3.31E+09
Te-129	1.28E-09	3.58E-10	3.04E-10	9.15E-10	3.75E-09	0.00E+00	7.98E-08
Te-131m	1.60E+06	5.53E+05	5.89E+05	1.14E+06	5.35E+06	0.00E+00	2.24E+07
Te-131	1.62E-32	4.93E-33	4.81E-33	1.24E-32	4.89E-32	0.00E+00	8.49E-32
Te-132	1.02E+07	4.53E+06	5.48E+06	6.60E+06	4.21E+07	0.00E+00	4.57E+07
I-130	1.73E+06	3.49E+06	1.80E+06	3.84E+08	5.22E+06	0.00E+00	1.63E+06
I-131	1.30E+09	1.31E+09	7.45E+08	4.33E+11	2.15E+09	0.00E+00	1.17E+08
I-132	6.89E-01	1.27E+00	5.82E-01	5.87E+01	1.94E+00	0.00E+00	1.49E+00
I-133	1.72E+07	2.12E+07	8.03E+06	3.94E+09	3.54E+07	0.00E+00	8.56E+06
I-134	8.48E-12	1.58E-11	7.25E-12	3.62E-10	2.41E-11	0.00E+00	1.04E-11
I-135	5.40E+04	9.72E+04	4.60E+04	8.61E+06	1.49E+05	0.00E+00	7.40E+04
Cs-134	2.26E+10	3.72E+10	7.84E+09	0.00E+00	1.15E+10	4.13E+09	2.00E+08
Cs-136	1.01E+09	2.77E+09	1.79E+09	0.00E+00	1.48E+09	2.20E+08	9.74E+07
Cs-137	3.22E+10	3.09E+10	4.55E+09	0.00E+00	1.01E+10	3.62E+09	1.93E+08
Cs-138	3.98E-23	5.53E-23	3.51E-23	0.00E+00	3.89E-23	4.19E-24	2.55E-23
Ba-139	1.78E-07	9.50E-11	5.16E-09	0.00E+00	8.29E-11	5.59E-11	1.03E-05
Ba-140	1.17E+08	1.02E+05	6.82E+06	0.00E+00	3.33E+04	6.10E+04	5.92E+07
Ba-141	0.00E+00	0.00E+00	0.00E+00	0.00E+00	0.00E+00	0.00E+00	0.00E+00
Ba-142	0.00E+00	0.00E+00	0.00E+00	0.00E+00	0.00E+00	0.00E+00	0.00E+00
La-140	1.94E+01	6.80E+00	2.29E+00	0.00E+00	0.00E+00	0.00E+00	1.89E+05
La-142	4.07E-11	1.30E-11	4.06E-12	0.00E+00	0.00E+00	0.00E+00	2.57E-06
Ce-141	2.19E+04	1.09E+04	1.62E+03	0.00E+00	4.78E+03	0.00E+00	1.36E+07
Ce-143	1.87E+02	1.02E+05	1.47E+01	0.00E+00	4.26E+01	0.00E+00	1.49E+06
Ce-144	1.62E+06	5.09E+05	8.66E+04	0.00E+00	2.82E+05	0.00E+00	1.33E+08
Pr-143	7.18E+02	2.16E+02	3.56E+01	0.00E+00	1.17E+02	0.00E+00	7.75E+05
Pr-144	0.00E+00	0.00E+00	0.00E+00	0.00E+00	0.00E+00	0.00E+00	0.00E+00
Nd-147	4.45E+02	3.60E+02	2.79E+01	0.00E+00	1.98E+02	0.00E+00	5.70E+05
W-187	2.91E+04	1.72E+04	7.73E+03	0.00E+00	0.00E+00	0.00E+00	2.42E+06
Np-239	1.73E+01	1.24E+00	8.73E-01	0.00E+00	3.59E+00	0.00E+00	9.19E+04
K-40	0.00E+00	0.00E+00	0.00E+00	0.00E+00	0.00E+00	0.00E+00	0.00E+00
Co-57	0.00E+00	3.84E+06	7.77E+06	0.00E+00	0.00E+00	0.00E+00	3.14E+07
Sr-85	0.00E+00	0.00E+00	0.00E+00	0.00E+00	0.00E+00	0.00E+00	0.00E+00
Y-88	0.00E+00	0.00E+00	0.00E+00	0.00E+00	0.00E+00	0.00E+00	0.00E+00
Nb-94	0.00E+00	0.00E+00	0.00E+00	0.00E+00	0.00E+00	0.00E+00	0.00E+00
Nb-97	1.46E-11	2.63E-12	1.23E-12	0.00E+00	2.92E-12	0.00E+00	8.12E-07
Cd-109	0.00E+00	0.00E+00	0.00E+00	0.00E+00	0.00E+00	0.00E+00	0.00E+00
Sn-113	0.00E+00	0.00E+00	0.00E+00	0.00E+00	0.00E+00	0.00E+00	0.00E+00
Ba-133	0.00E+00	0.00E+00	0.00E+00	0.00E+00	0.00E+00	0.00E+00	0.00E+00
Te-134	3.77E-18	1.70E-18	2.26E-18	2.98E-18	1.57E-17	0.00E+00	1.72E-17
Ce-139	0.00E+00	0.00E+00	0.00E+00	0.00E+00	0.00E+00	0.00E+00	0.00E+00
Hg-203	0.00E+00	0.00E+00	0.00E+00	0.00E+00	0.00E+00	0.00E+00	0.00E+00

Table 3-12d

Isotope	INFANT GRASS/COW/MILK PATHWAY						
	BONE	LIVER	TOT BODY	THYROID	KIDNEY	LUNG	GILLI
H-3	0.00E+00	2.38E+03	2.38E+03	2.38E+03	2.38E+03	2.38E+03	2.38E+03
Be-7	1.43E+04	3.00E+04	1.59E+04	0.00E+00	2.12E+04	0.00E+00	7.05E+05
Na-24	1.54E+07	1.54E+07	1.54E+07	1.54E+07	1.54E+07	1.54E+07	1.54E+07
P-32	1.60E+11	9.43E+09	6.21E+09	0.00E+00	0.00E+00	0.00E+00	2.17E+09
Cr-51	0.00E+00	0.00E+00	1.61E+05	1.05E+05	2.30E+04	2.05E+05	4.70E+06
Mn-54	0.00E+00	3.90E+07	8.84E+06	0.00E+00	8.64E+06	0.00E+00	1.43E+07
Mn-56	0.00E+00	3.14E-02	5.42E-03	0.00E+00	2.70E-02	0.00E+00	2.85E+00
Fe-55	1.35E+08	8.73E+07	2.33E+07	0.00E+00	0.00E+00	4.27E+07	1.11E+07
Fe-59	2.24E+08	3.92E+08	1.54E+08	0.00E+00	0.00E+00	1.16E+08	1.87E+08
Co-58	0.00E+00	2.42E+07	6.05E+07	0.00E+00	0.00E+00	0.00E+00	6.04E+07
Co-60	0.00E+00	3.82E+07	2.08E+08	0.00E+00	0.00E+00	0.00E+00	2.10E+08
Ni-63	3.49E+10	2.16E+09	1.21E+09	0.00E+00	0.00E+00	0.00E+00	1.07E+08
Ni-65	3.50E+00	3.97E-01	1.80E-01	0.00E+00	0.00E+00	0.00E+00	3.02E+01
Cu-64	0.00E+00	1.86E+05	8.59E+04	0.00E+00	3.14E+05	0.00E+00	3.81E+06
Zn-65	5.55E+09	1.90E+10	8.78E+09	0.00E+00	9.23E+09	0.00E+00	1.61E+10
Zn-69	5.00E-11	9.00E-11	6.70E-12	0.00E+00	3.74E-11	0.00E+00	7.34E-09
Br-83	0.00E+00	0.00E+00	9.34E-01	0.00E+00	0.00E+00	0.00E+00	0.00E+00
Br-84	0.00E+00	0.00E+00	1.26E-22	0.00E+00	0.00E+00	0.00E+00	0.00E+00
Br-85	0.00E+00	0.00E+00	0.00E+00	0.00E+00	0.00E+00	0.00E+00	0.00E+00
Rb-86	0.00E+00	2.23E+10	1.10E+10	0.00E+00	0.00E+00	0.00E+00	5.69E+08
Rb-88	0.00E+00	0.00E+00	0.00E+00	0.00E+00	0.00E+00	0.00E+00	0.00E+00
Rb-89	0.00E+00	0.00E+00	0.00E+00	0.00E+00	0.00E+00	0.00E+00	0.00E+00
Sr-89	1.26E+10	0.00E+00	3.61E+08	0.00E+00	0.00E+00	0.00E+00	2.59E+08
Sr-90	1.22E+11	0.00E+00	3.10E+10	0.00E+00	0.00E+00	0.00E+00	1.52E+09
Sr-91	2.72E+05	0.00E+00	9.83E+03	0.00E+00	0.00E+00	0.00E+00	3.21E+05
Sr-92	4.64E+00	0.00E+00	1.72E-01	0.00E+00	0.00E+00	0.00E+00	5.00E+01
Y-90	6.80E+02	0.00E+00	1.82E+01	0.00E+00	0.00E+00	0.00E+00	9.39E+05
Y-91m	5.67E-19	0.00E+00	1.93E-20	0.00E+00	0.00E+00	0.00E+00	1.89E-15
Y-91	7.33E+04	0.00E+00	1.95E+03	0.00E+00	0.00E+00	0.00E+00	5.25E+06
Y-92	5.38E-04	0.00E+00	1.51E-05	0.00E+00	0.00E+00	0.00E+00	1.03E+01
Y-93	2.16E+00	0.00E+00	5.87E-02	0.00E+00	0.00E+00	0.00E+00	1.70E+04
Zr-95	6.80E+03	1.66E+03	1.18E+03	0.00E+00	1.79E+03	0.00E+00	8.26E+05
Zr-97	4.06E+00	6.97E-01	3.18E-01	0.00E+00	7.03E-01	0.00E+00	4.45E+04
Nb-95	5.94E+05	2.45E+05	1.41E+05	0.00E+00	1.75E+05	0.00E+00	2.06E+08
Mo-99	0.00E+00	2.08E+08	4.05E+07	0.00E+00	3.11E+08	0.00E+00	6.85E+07
Tc-99m	2.75E+01	5.67E+01	7.30E+02	0.00E+00	6.10E+02	2.96E+01	1.65E+04
Tc-101	0.00E+00	0.00E+00	0.00E+00	0.00E+00	0.00E+00	0.00E+00	0.00E+00
Ru-103	8.67E+03	0.00E+00	2.90E+03	0.00E+00	1.80E+04	0.00E+00	1.05E+05
Ru-105	8.05E-03	0.00E+00	2.71E-03	0.00E+00	5.92E-02	0.00E+00	3.20E+00
Ru-106	1.90E+05	0.00E+00	2.38E+04	0.00E+00	2.25E+05	0.00E+00	1.44E+06
Ag-110m	3.86E+08	2.32E+08	1.36E+08	0.00E+00	4.03E+08	0.00E+00	1.46E+10
Sb-122	2.51E+06	4.59E+04	7.31E+05	3.75E+04	0.00E+00	1.30E+06	9.13E+07
Sb-124	2.09E+08	3.08E+06	6.49E+07	5.56E+05	0.00E+00	1.31E+08	6.46E+08
Sb-125	1.50E+08	1.45E+06	3.08E+07	1.87E+05	0.00E+00	9.38E+07	1.99E+08

INFANT GRASS/COW/MILK PATHWAY Ri(C)

Isotope	BONE	LIVER	TOT BODY	THYROID	KIDNEY	LUNG	GILLI
Te-125m	1.51E+08	5.04E+07	2.04E+07	5.07E+07	0.00E+00	0.00E+00	7.18E+07
Te-127m	4.21E+08	1.40E+08	5.10E+07	1.22E+08	1.04E+09	0.00E+00	1.70E+08
Te-127	6.32E+03	2.12E+03	1.36E+03	5.14E+03	1.54E+04	0.00E+00	1.33E+05
Te-129m	5.57E+08	1.91E+08	8.58E+07	2.14E+08	1.39E+09	0.00E+00	3.33E+08
Te-129	2.72E-09	9.37E-10	6.35E-10	2.28E-09	6.77E-09	0.00E+00	2.17E-07
Te-131m	3.38E+06	1.36E+06	1.12E+06	2.75E+06	9.35E+06	0.00E+00	2.29E+07
Te-131	3.43E-32	1.27E-32	9.62E-33	3.06E-32	8.76E-32	0.00E+00	1.38E-30
Te-132	2.11E+07	1.04E+07	9.75E+06	1.54E+07	6.53E+07	0.00E+00	3.87E+07
I-130	3.55E+06	7.81E+06	3.13E+06	8.75E+08	8.58E+06	0.00E+00	1.67E+06
I-131	2.72E+09	3.20E+09	1.41E+09	1.05E+12	3.74E+09	0.00E+00	1.14E+08
I-132	1.43E+00	2.90E+00	1.03E+00	1.36E+02	3.24E+00	0.00E+00	2.35E+00
I-133	3.63E+07	5.28E+07	1.55E+07	9.60E+09	6.21E+07	0.00E+00	8.93E+06
I-134	1.76E-11	3.60E-11	1.28E-11	8.40E-10	4.03E-11	0.00E+00	3.73E-11
I-135	1.12E+05	2.23E+05	8.14E+04	2.00E+07	2.49E+05	0.00E+00	8.08E+04
Cs-134	3.65E+10	6.80E+10	6.87E+09	0.00E+00	1.75E+10	7.18E+09	1.85E+08
Cs-136	1.97E+09	5.79E+09	2.16E+09	0.00E+00	2.31E+09	4.72E+08	8.80E+07
Cs-137	5.15E+10	6.02E+10	4.27E+09	0.00E+00	1.62E+10	6.55E+09	1.88E+08
Cs-138	8.39E-23	1.36E-22	6.61E-23	0.00E+00	6.80E-23	1.06E-23	2.18E-22
Ba-139	3.79E-07	2.51E-10	1.10E-08	0.00E+00	1.51E-10	1.52E-10	2.40E-05
Ba-140	2.40E+08	2.40E+05	1.24E+07	0.00E+00	5.71E+04	1.48E+05	5.91E+07
Ba-141	0.00E+00	0.00E+00	0.00E+00	0.00E+00	0.00E+00	0.00E+00	0.00E+00
Ba-142	0.00E+00	0.00E+00	0.00E+00	0.00E+00	0.00E+00	0.00E+00	0.00E+00
La-140	4.06E+01	1.60E+01	4.12E+00	0.00E+00	0.00E+00	0.00E+00	1.88E+05
La-142	8.55E-11	3.14E-11	7.51E-12	0.00E+00	0.00E+00	0.00E+00	5.33E-06
Ce-141	4.34E+04	2.64E+04	3.11E+03	0.00E+00	8.15E+03	0.00E+00	1.37E+07
Ce-143	3.97E+02	2.63E+05	3.00E+01	0.00E+00	7.67E+01	0.00E+00	1.54E+06
Ce-144	2.33E+06	9.52E+05	1.30E+05	0.00E+00	3.85E+05	0.00E+00	1.33E+08
Pr-143	1.49E+03	5.55E+02	7.36E+01	0.00E+00	2.06E+02	0.00E+00	7.84E+05
Pr-144	0.00E+00	0.00E+00	0.00E+00	0.00E+00	0.00E+00	0.00E+00	0.00E+00
Nd-147	8.81E+02	9.05E+02	5.55E+01	0.00E+00	3.49E+02	0.00E+00	5.74E+05
W-187	6.12E+04	4.26E+04	1.47E+04	0.00E+00	0.00E+00	0.00E+00	2.50E+06
Np-239	3.66E+01	3.27E+00	1.85E+00	0.00E+00	6.53E+00	0.00E+00	9.46E+04
K-40	0.00E+00	0.00E+00	0.00E+00	0.00E+00	0.00E+00	0.00E+00	0.00E+00
Co-57	0.00E+00	8.95E+06	1.46E+07	0.00E+00	0.00E+00	0.00E+00	3.05E+07
Sr-85	0.00E+00	0.00E+00	0.00E+00	0.00E+00	0.00E+00	0.00E+00	0.00E+00
Y-88	0.00E+00	0.00E+00	0.00E+00	0.00E+00	0.00E+00	0.00E+00	0.00E+00
Nb-94	0.00E+00	0.00E+00	0.00E+00	0.00E+00	0.00E+00	0.00E+00	0.00E+00
Nb-97	0.00E+00	0.00E+00	0.00E+00	0.00E+00	0.00E+00	0.00E+00	0.00E+00
Cd-109	0.00E+00	0.00E+00	0.00E+00	0.			

Table 3-13

Total Body & Skin Ground Plane Dose Factors $R_i(G)$ and $R_i(S)$

Isotope	Decay Constant (sec) ⁻¹	² (m * mrem/yr per uCi/sec)	
		$R_i(G)$	$R_i(S)$
H-3	1.780E-09	0.00E+00	0.00E+00
Be-7	1.505E-07	0.00E+00	0.00E+00
Na-24	1.284E-05	1.19E+07	1.39E+07
P-32	5.614E-07	0.00E+00	0.00E+00
Cr-51	2.896E-07	4.66E+06	5.51E+06
Mn-54	2.567E-08	1.39E+09	1.62E+09
Mn-56	7.467E-05	9.03E+05	1.07E+06
Fe-55	8.141E-09	0.00E+00	0.00E+00
Fe-59	1.802E-07	2.72E+08	3.20E+08
Co-58	1.133E-07	3.79E+08	4.44E+08
Co-60	4.170E-09	2.15E+10	2.53E+10
Ni-63	2.290E-10	0.00E+00	0.00E+00
Ni-65	7.641E-05	2.97E+05	3.45E+05
Cu-64	1.516E-05	6.07E+05	6.88E+05
Zn-65	3.289E-08	7.46E+08	8.58E+08
Zn-69	2.027E-04	0.00E+00	0.00E+00
Br-83	8.056E-05	4.87E+03	7.08E+03
Br-84	3.633E-04	2.03E+05	2.36E+05
Br-85	3.851E-03	0.00E+00	0.00E+00
Rb-86	4.299E-07	8.99E+06	1.03E+07
Rb-88	6.490E-04	3.31E+04	3.78E+04
Rb-89	7.600E-04	1.21E+05	1.45E+05
Sr-89	1.589E-07	2.16E+04	2.51E+04
Sr-90	7.548E-10	0.00E+00	0.00E+00
Sr-91	2.027E-05	2.15E+06	2.51E+06
Sr-92	7.105E-05	7.77E+05	8.63E+05
Y-90	3.008E-06	4.48E+03	5.30E+03
Y-91m	2.324E-04	1.00E+05	1.16E+05
Y-91	1.371E-07	1.07E+06	1.21E+06
Y-92	5.439E-05	1.80E+05	2.14E+05
Y-93	1.906E-05	1.83E+05	2.51E+05
Zr-95	1.254E-07	2.45E+08	2.84E+08
Zr-97	1.139E-05	2.96E+06	3.44E+06
Nb-95	2.282E-07	1.37E+08	1.61E+08
Mo-99	2.917E-06	3.99E+06	4.62E+06
Tc-99m	3.198E-05	1.84E+05	2.11E+05
Tc-101	8.136E-04	2.04E+04	2.26E+04
Ru-103	2.042E-07	1.08E+08	1.26E+08
Ru-105	4.337E-05	6.36E+05	7.21E+05
Ru-106	2.179E-08	4.22E+08	5.07E+08
Ag-110m	3.210E-08	3.44E+09	4.01E+09
Sb-122	2.971E-06	0.00E+00	0.00E+00
Sb-124	1.333E-07	5.98E+08	6.90E+08
Sb-125	7.935E-09	2.34E+09	2.64E+09

Table 3-13

Total Body & Skin Ground Plane Dose Factors $R_i(G)$ and $R_i(S)$

Isotope	Decay Constant (sec) ⁻¹	² (m * mrem/yr per uCi/sec)	
		$R_i(G)$	$R_i(S)$
Te-125m	1.383E-07	1.55E+06	2.13E+06
Te-127m	7.360E-08	9.16E+04	1.08E+05
Te-127	2.059E-05	2.98E+03	3.28E+03
Te-129m	2.388E-07	1.98E+07	2.31E+07
Te-129	1.660E-04	2.62E+04	3.10E+04
Te-131m	6.418E-06	8.03E+06	9.46E+06
Te-131	4.621E-04	2.92E+04	3.45E+07
Te-132	2.462E-06	4.23E+06	4.98E+06
I-130	1.558E-05	5.51E+06	6.69E+06
I-131	9.978E-07	1.72E+07	2.09E+07
I-132	8.371E-05	1.25E+06	1.46E+06
I-133	9.257E-06	2.45E+06	2.98E+06
I-134	2.196E-04	4.47E+05	5.30E+05
I-135	2.913E-05	2.53E+06	2.95E+06
Cs-134	1.066E-08	6.86E+09	8.00E+09
Cs-136	6.124E-07	1.50E+08	1.70E+08
Cs-137	7.327E-10	1.03E+10	1.20E+10
Cs-138	3.588E-04	3.59E+05	4.10E+05
Ba-139	1.397E-04	1.05E+05	1.19E+05
Ba-140	6.297E-07	2.04E+07	2.34E+07
Ba-141	6.323E-04	4.17E+04	4.75E+04
Ba-142	1.090E-03	4.44E+04	5.06E+04
La-140	4.781E-06	1.92E+07	2.18E+07
La-142	1.249E-04	7.36E+05	8.84E+05
Ce-141	2.468E-07	1.37E+07	1.54E+07
Ce-143	5.835E-06	2.31E+06	2.63E+06
Ce-144	2.822E-08	6.95E+07	8.04E+07
Pr-143	5.916E-07	0.00E+00	0.00E+00
Pr-144	6.685E-04	1.83E+03	2.11E+03
Nd-147	7.306E-07	8.39E+06	1.01E+07
W-187	8.056E-06	2.36E+06	2.74E+06
Np-239	3.399E-06	1.71E+06	1.98E+06
K-40	1.717E-17	0.00E+00	0.00E+00
Co-57	2.961E-08	1.88E+08	2.07E+08
Sr-85	1.237E-07	0.00E+00	0.00E+00
Y-88	7.523E-08	0.00E+00	0.00E+00
Nb-94	1.083E-12	0.00E+00	0.00E+00
Nb-97	1.602E-04	1.76E+05	2.07E+05
Cd-109	1.729E-08	0.00E+00	0.00E+00
Sn-113	6.970E-08	0.00E+00	0.00E+00
Ba-133	2.047E-09	0.00E+00	0.00E+00
Te-134	2.764E-04	2.22E+04	2.66E+04
Ce-139	5.828E-08	0.00E+00	0.00E+00
Hg-203	1.722E-07	0.00E+00	0.00E+00

CALCULATION OF ALLOWABLE RELEASE RATES

Primary Assumptions:

1. Unit 3 and Unit 2 effective dose factor K_{eff} , values are equivalent.
2. Each unit shares 50% of the total allowable release rate, Q , in Ci/sec. Therefore, $Q_3 = Q_2$ for instantaneous releases.

Given:

	LOCATION	UNIT 3	UNIT 2	LOCATION
Noble Gas X/Q (sec/m ³)	SSW 380m	4.85E-6	2.54E-6	SSW 579m
Wv(in) Annual Average Site Boundary X/Q (sec/m ³)	SW 350m	5.21E-6	2.54E-6	SSW 579m
Wv(gp) Annual Average Ground Plane Site Boundary Deposition	SSW 380m	2.72E-8 m ⁻²		
Wv(f) Food Pathway Deposition Parameter	SSW 5mi	1.35E-9 m ⁻²		
Wv(in) Annual Average X/Q (5 mi)	SSW 5mi	7.22E-7 sec/m ³		
Wv(in) Inhalation Pathway Nearest Residence	SSW 1526m	8.96E-7 sec/m ³		
Wv(gp) Annual Average Ground Plane Deposition Parameter Nearest Residence	S 1379m	6.14E-9 m ⁻²		

Part II

Appendix 3-A

Page 2 of 9

INSTANTANEOUS
RELEASE RATE VS. DOSE RATE
UNITS 2 & 3

Indian Point 3 and 2 share a common site boundary limit of 500 mrem/yr. This 500 mrem/yr limit is divided between units 3 and 2 based upon a 50-50 split of the release rate in $\mu\text{Ci/sec}$. Because each unit has its own X/Q and K eff, equal $\mu\text{Ci/sec}$ discharges from each plant will result in different dose rates for each plant at the most restrictive site boundary location. In order to define the split of the 500 mrem/yr limit, units 3 and 2 have agreed to base the dose split on the mixture presented in Table 3A-1 (Appendix 3-A, page 4).

Dose Split Between IP2 and IP3

A. Instantaneous Dose Rate: Calculation of Allowable Release Rate: Noble Gas Release Including Finite Cloud Correction for Site Boundary.

i. Whole Body

Given:

- a) site limit is 500 mrem/yr
- b) IP3 X/Q for SSW sector = $4.85\text{E-}6 \text{ sec/m}^3$
- c) K eff for IP3 SSW sector = $1.55\text{E+}3 \frac{\text{mrem} - m^3}{\mu\text{Ci} - \text{yr}}$
- d) IP2 X/Q for SSW sector = $2.54\text{E-}6 \text{ sec/m}^3$
- e) IP2 K eff for SSW sector = $2.43\text{E+}3 \frac{\text{mrem} - m^3}{\mu\text{Ci} - \text{yr}}$
- f) $Q = \mu\text{Ci/sec}$

Solve for Q :

$$Q [(X/Q_3) (K \text{ eff}_3) + (X/Q_2) (K \text{ eff}_2)] = 500 \text{ mrem/yr}$$

$$Q [(4.85\text{E-}6) (1.55\text{E+}3) + (2.54\text{E-}6) (2.43\text{E+}3)] = 500 \text{ mrem/yr}$$

$$Q = 3.65\text{E+}4 \mu\text{Ci/sec}$$

ii. Skin

Given:

- a) site limit is 3,000 mrem/yr
- b) IP3 X/Q for SSW sector = $4.85\text{E-}6 \text{ sec/m}$;
- c) IP3 $(Li + 1.1 Mi) = 3.31\text{E+}3 \frac{\text{mrem} - m^3}{\mu\text{Ci} - \text{yr}}$
- d) IP2 X/Q for SSW sector = $2.54\text{E-}6 \text{ sec/m}$;
- e) IP2 $(Li + 1.1 Mi) = 4.38\text{E+}3 \frac{\text{mrem} - m^3}{\mu\text{Ci} - \text{yr}}$
- f) $Q = \mu\text{Ci/sec}$

Part II

Appendix 3-A

Page 3 of 9

Solve for Q:

$$Q[(X/Q)_3 (Li + 1.1 Mi)_3 + (X/Q)_2 (Li + 1.1 Mi)_2] = 3,000 \text{ mrem/yr}$$

$$Q[(4.85E-6) (3.31E+3) + (2.54E-6) (4.38E+3)] = 3,000 \text{ mrem/yr}$$

$$Q = 1.10E+5 \text{ } \mu\text{Ci/sec} \quad (\text{less restrictive than Whole Body})$$

Solve for dose commitments per site with $Q = 3.65E+4 \text{ uCi/sec}$ (WB dose and the most restrictive rate).

Indian Point 3:

$$(3.65E+4 \text{ } \mu\text{Ci/sec}) (4.85E-6 \text{ sec/m}^3) (1.55E+3 \frac{\text{mrem} - m^3}{\mu\text{Ci} - \text{yr}}) = 275 \text{ mrem/yr}$$

Indian Point 2:

$$(3.65E+4 \text{ } \mu\text{Ci/sec}) (2.54E-6 \text{ sec/m}^3) (2.43E+3 \frac{\text{mrem} - m^3}{\mu\text{Ci} - \text{yr}}) = 225 \text{ mrem/yr}$$

Unit 3 has 55.4% and Unit 2 has 44.6% of the 500 mrem/yr WB Dose instantaneous release rate limit.

Solve for the less restrictive skin dose rate limit for IP3:

$$(1.10E+5 \text{ uCi/sec}) (4.85E-6 \text{ sec/m}^3) (3.31E+3 \frac{\text{mrem} - m^3}{\mu\text{Ci} - \text{yr}}) = 1766 \text{ mrem/yr}$$

- B. The conservative instantaneous release rate calculated in above step A.1 is based upon the mixture presented in Table 3A-1 solely for the purpose of splitting the dose rate as shown above. To determine an administrative release rate for IP3 based on the 275 mrem/yr dose rate (i.e., no sharing), the mix in Table 3-8 is used. The 275 mrem/yr limit and the mixture presented in Table 3-8 are used to calculate a uCi/sec instantaneous limit for IP3.

Given:

a) IP3 site boundary limit is 275 mrem/yr

b) IP3 X/Q ssw sector = $4.85E-6 \text{ sec/m}$;

c) IP3 K eff (Table 3-8) = $1.49E+3 \frac{\text{mrem} - m}{\mu\text{Ci} - \text{yr}}$

d) $Q = \text{uCi/sec}$

Solve for Q:

$$Q(4.85E-6) (1.49E+3) = 275 \text{ mrem/yr}$$

$$Q = 3.81E+4 \text{ } \mu\text{Ci/sec}$$

Table 3A-1

MIXTURE FOR SHARED LIMITS

<u>ISOTOPE</u>	<u>ABUNDANCE</u>		<u>IP3</u>	<u>P2</u>
Kr-85m	.0362	Ki*	1.55E+3	2.43E+3
Kr-88	.0790	Li	1.51E+3	1.51E+3
Xe-133	.4027	Mi*	1.63E+3	2.61E+3
Xe-135m	.0740			
Xe-138	.1467			
Xe-135	.2614			

$$\text{Ki units } \frac{mrem - m}{\mu Ci - yr}$$

$$\text{Li units } \frac{mrem - m}{\mu Ci - yr}$$

$$\text{Mi units } \frac{mrem - m}{\mu Ci - yr}$$

The SSW sector is the most restrictive for both whole body exposure and skin exposure for both units 2 and 3.

- * Dose factors Ki and Mi are finite cloud corrected for each reactor unit and hence they are not identical.

Part II

Appendix 3-A

Page 5 of 9

RELEASE RATE LIMITS
QUARTERLY AND ANNUAL AVERAGE NOBLE GAS RELEASES

	<u>For a Calendar Quarter</u>	<u>For a Calendar Year</u>
gamma air dose	5 mrad limit	10 mrad limit
beta air dose	10 mrad limit	20 mrad limit

- I. Assumptions:
1. Doses are delivered to the air at the site boundary.
 3. Finite cloud geometry is assumed for noble gas releases at site boundary.
 4. X/Q for Unit 3 = $4.85E-6 \text{ sec/m}^3$, (Q = release rate $\mu\text{Ci/sec}$)
 5. Gamma air dose factor (M), Corrected for finite cloud geometry is:0

$$M = 4.61E+2 \frac{mrem - m^3}{\mu\text{Ci} - yr} \quad (\text{time average mix from Table 3-8})$$

6. Beta air dose factor (N) is unaffected by finite cloud assumption:

$$N = 1.34E+3 \frac{mrem - m}{\mu\text{Ci} - yr} \quad (\text{from Table 3-8})$$

II. Calculation of Quarterly Release Rates:

- a) for gamma dose: $(Q) * [(M)(X/Q)]$ less than or equal to 5 mrad/qtr (20 mrad/yr)
- b) for beta dose: $(Q) * [(N)(X/Q)]$ less than or equal to 10 mrad/qtr (40 mrad/yr)

Solve for a. $Q = \frac{5 \text{ mrad} / \text{qtr}}{(1/4 \text{ yr})(M)(X/Q)} = 8.95E+3 \mu\text{Ci/sec} = 8.95E-3 \text{ Ci/sec}$

Solve for b. $Q = \frac{10 \text{ mrad} / \text{qtr}}{(1/4 \text{ yr})(M)(X/Q)} = 6.15E+3 \mu\text{Ci/sec} = 6.15E-3 \text{ Ci/sec}$

Based on the above analysis, the beta dose is limiting for time average doses. Therefore, the allowable quarterly average release rate is $6.15E-3 \text{ Ci/sec}$.

III. Calculation of Calendar Year Release Rate

Annual limits are one half of quarterly limits. Therefore (using Beta air dose as most limiting), the maximum allowable annual average release rate is $3.08E+3 \mu\text{Ci/sec}$ or $3.08E-3 \text{ Ci/sec}$.

NOTE: M and N values are taken from Table 3-8 for time average release mixture.

Part II

Appendix 3-A

Page 6 of 9

ALLOWABLE INSTANTANEOUS RELEASE RATE
IODINE 131/PARTICULATES (T1/2 GREATER THAN 8 DAYS)

Given: Wv(in): X/Q for IP3 = 5.21E-6 sec/m; @ 350m SW
 Wv(in): X/Q for IP2 = 2.54E-6 sec/m; @ 579m SSW

$$PI(c) = 1.62 E7 \frac{mrem / yr}{\mu Ci / m^3}$$

Assumed Pathway: Child Inhalation at Unrestricted Area Boundary

Solve the following equation for Q:

$$[(Q)PI(c)(Wv(in)) \text{ Unit 3}] + [(Q)PI(c)(Wv(in)) \text{ Unit 2}] = 1500 \text{ mrem/yr}$$

$$IP3: (Q)PI(c)(Wv(in))3 = Q 1.62E7 \frac{mrem / yr}{\mu Ci / m^3} 5.21E-6 \text{ s/m}^3 = Q 84.4 \frac{mrem / yr}{\mu Ci / sec}$$

$$IP2: (Q)PI(c)(Wv(in))2 = Q 1.62E7 \frac{mrem / yr}{\mu Ci / m^3} 2.54E-6 \text{ s/m}^3 = Q 41.1 \frac{mrem / yr}{\mu Ci / sec}$$

The sum equals (125.5)(Q) mrem/yr per uCi/sec

Limit is 1500 mrem/yr per site:

$$\text{Therefore: } 125.5 Q \frac{mrem / yr}{\mu Ci / sec} = 1500 \text{ mrem/yr}$$

$$Q = 1.20E+1 \mu Ci/sec$$

$$Q = 1.20E-5 \text{ Ci/sec per unit}$$

$$IP3 \text{ Dose Contribution: } 1.20E+1 \frac{\mu Ci}{sec} * 1.62E7 \frac{mrem}{yr} \frac{m^3}{\mu Ci} * 5.21E-6 \frac{sec}{m^3} = 1008 \text{ mrem/yr}$$

$$IP2 \text{ Dose Contribution: } 1.20E+1 \frac{\mu Ci}{sec} * 1.62E7 \frac{mrem}{yr} \frac{m^3}{\mu Ci} * 2.54E-6 \frac{sec}{m^3} = 492 \text{ mrem/yr}$$

$$\text{Sum} = 1500 \text{ mrem/yr}$$

Approximately a 67.2% / 32.8% dose split for IP3 and IP2 respectively.

ALLOWABLE RELEASE RATES FOR IOSINE / PARTICULATE
TIME AVERAGE DOSES QUARTERLY AND ANNUAL DOSE LIMITS

There are two receptor pathways considered:

- primary receptor - child at the nearest residence, and
- secondary receptor - infant at 5 miles.

As discussed in the ODCM, both receptors will be considered when evaluating time averaged dose commitments. For the purpose of setting an administrative limit on quarterly and time average release rates, the secondary receptor was chosen because it proved more limiting (only long term releases were considered, e.g. the possibility of intermittent releases was not considered for the calculation).

Calculations for both receptor locations are included in this attachment for reference.

Part II

Appendix 3-A

Page 8 of 9

IODINE TIME AVERAGE*

(Primary Receptor)

Child at the nearest residence:

Given: ** $X/Q = 8.96E-7 \text{ sec/m}^3$ at 1526m SSW inhalation

$D/Q = 6.14E-9 \text{ m}^{-2}$ at 1279m S ground plane deposition factor

$$RI(c) = 1.62E+7 \frac{\text{mrem/yr}}{\mu\text{Ci/m}^3}, \text{ child inhal. dose factor for I-131}$$

$$RG = 2.1E+7 \text{ m}^2 \frac{\text{mrem/yr}}{\mu\text{Ci/sec}}$$

$$RV(c) = 4.77E+10 \text{ m}^2 \frac{\text{mrem/yr}}{\mu\text{Ci/sec}} \text{ vegetation path for child}$$

Calculate the allowable time average release rate by solving the following equation for Q:

$$Q[(RIc)(X/Q) + (RG)(D/Q) + (RVc)(D/Q)] = \text{limit in mrem/yr}$$

$$(Q)(RIc)(X/Q) = 14.5 \text{ Q mrem/yr per } \mu\text{Ci/sec}$$

$$(Q)(RG)(D/Q) = 0.1 \text{ Q mrem/yr per } \mu\text{Ci/sec}$$

$$(Q)(RVc)(D/Q) = 293 \text{ Q mrem/yr per } \mu\text{Ci/sec}$$

The sum equals 308 Q mrem/yr per $\mu\text{Ci/sec}$.

Quarterly time average limit is 7.5 mrem to any organ (or 30 mrem/yr).

$$\text{Solving for Q yields: } Q 308 \frac{\text{mrem/yr}}{\mu\text{Ci/sec}} = 30 \text{ mrem/yr}$$

$$Q = 9.74E-2 \mu\text{Ci/sec}$$

$$= 9.74E-8 \text{ Ci/sec}$$

Annual limit is $\frac{1}{2}$ quarterly limit: 15 mrem to any organ (15 mrem/yr).

$$Q = \frac{9.74E-8}{2} = 4.87E-8 \text{ Ci/sec}$$

- * Iodine 131 and particulates with half-lives greater than 8 days are assumed to be I-131 for the purposes of this calculation which is a conservative assumption since this nuclide has the highest thyroid dose factor of all iodines and particulates.
- ** Because the H-3 dose factor is about 4 orders of magnitude less than the Iodine dose factor, its contribution to the total dose is considered negligible.

Part II

Appendix 3-A

Page 9 of 9

IODINE TIME AVERAGE*

(Secondary Receptor)

Infant at 5 miles:Given: ** $X/Q = 7.22E-7 \text{ sec/m}^3$ downwind at 5 mi $D/Q = 1.35E-9 \text{ m}^{-2}$ downwind at 5 mi $RI(i) = 1.48E7 \text{ mrem/yr per uCi/m}^3$, infant inhal. dose factor $RG = 2.1E7 \text{ m}^{-2} \text{ mrem/yr per uCi/sec}$, ground plane dose factor $RC(i) = 1.06E12 \text{ m}^{-2} \text{ mrem/yr per uCi/sec}$, cow-milk pathway dose factor for infant $RV(i)$: The infant vegetation factor is not calculated because the infant is assumed to have no intake of fresh vegetables.

Calculate the allowable time average release rate by solving the following equation for Q:

$$Q[(RIi)(X/Q) + (RG)(D/Q) + (RCi)(D/Q)] = \text{limit in mrem/yr}$$

$$Q(RIi)(X/Q) = 10.7 \text{ mrem/yr per uCi/sec}$$

$$Q(RG)(D/Q) = 0.03 \text{ mrem/yr per uCi/sec}$$

$$Q(RCi)(D/Q) = 1431 \text{ mrem/yr per uCi/sec}$$

The sum yields 1442 Q mrem/yr per uCi/sec

Quarterly time average limit is 7.5 mrem to any organ (or 30 mrem/yr).

Solving for Q yields: $Q \text{ 1442 mrem/yr per uCi/sec} = 30 \text{ mrem/yr}$

$$Q = 2.08E-2 \text{ uCi/sec}$$

$$= 2.08E-8 \text{ Ci/sec}$$

Annual limit is one half the quarterly limit: 15 mrem to an organ (or 15 mrem/yr).

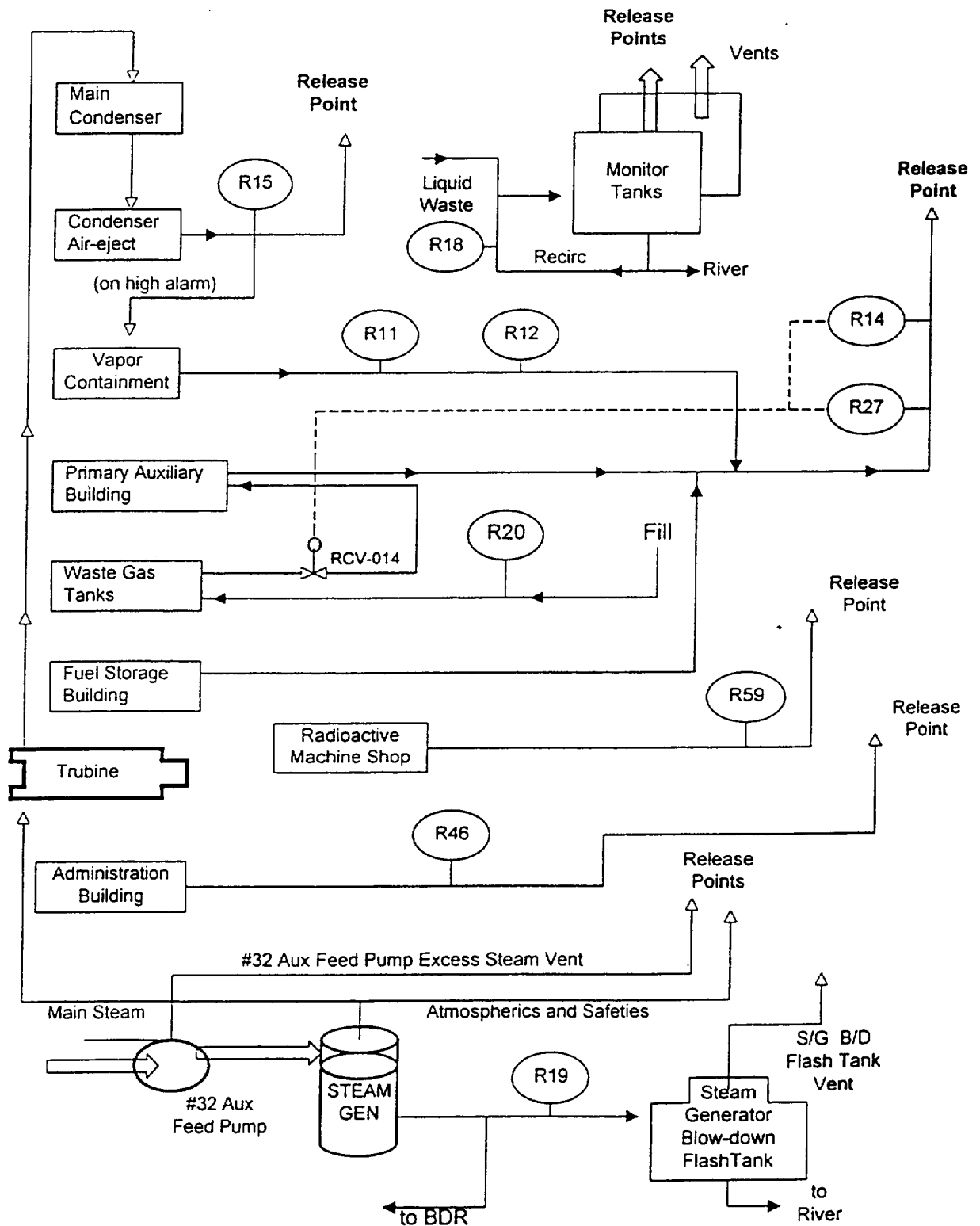
$$Q = 1.04E-8 \text{ Ci/sec}$$

* See note under Primary Receptor Calculation.

** See note under Primary Receptor Calculation.

Figure 3-1

Gaseous Radioactive Waste Effluent System Flow Diagram



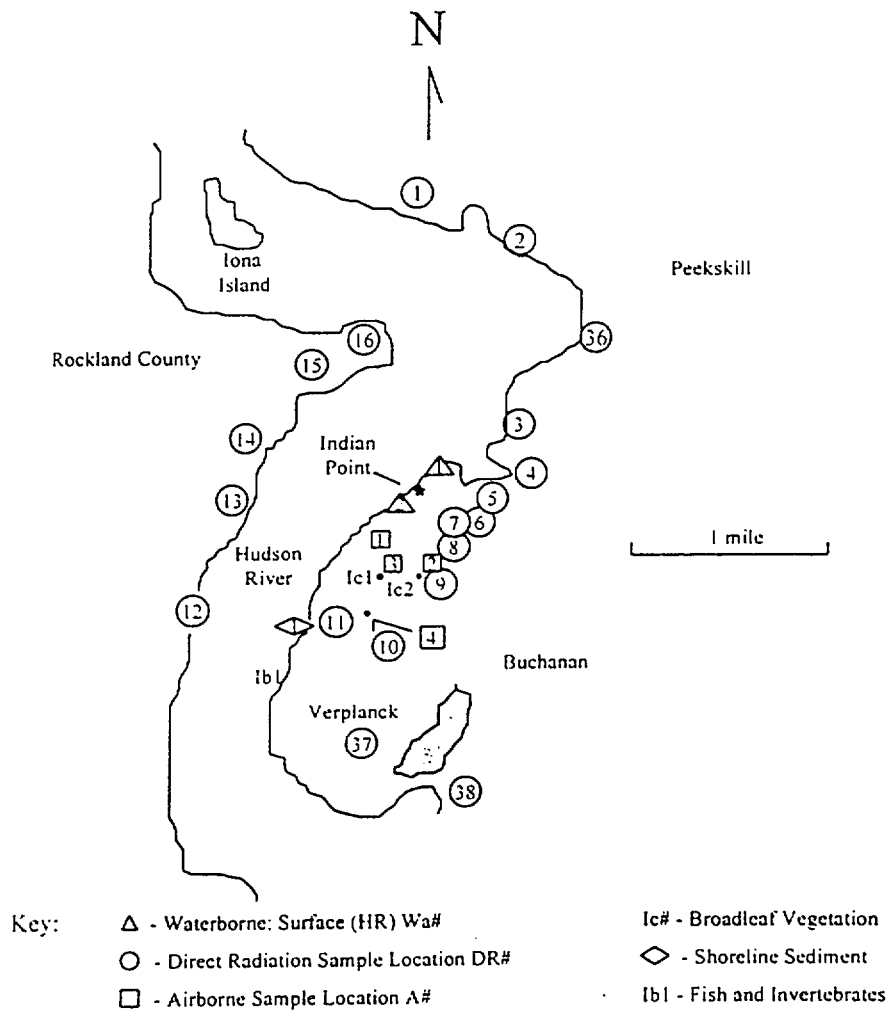
Part II

4.0 SAMPLE LOCATIONS

Figure 4.1 is a map which shows the location of environmental sampling points within 2.5 miles of the Indian Point Plant and Figure 4.2 is a map providing the same information for points at greater distances from the plant. Table 4.1 provides a description of environmental sample locations and the sample types collected at each of these locations.

The locations listed in Table 4.1 are the RECS designated locations only. The air sample locations were chosen considering the highest average annual D/Q sectors and the practicality of locating continuous air samplers. There are additional sample locations not listed in Table 4.1 that may be maintained to provide the program with additional supporting information.

FIGURE 4-1
RADIOLOGICAL ENVIRONMENTAL MONITORING SAMPLING STATIONS
Near Site



Part II

Figure 4-2
RADIOLOGICAL ENVIRONMENTAL MONITORING SAMPLING STATIONS
Away From Site

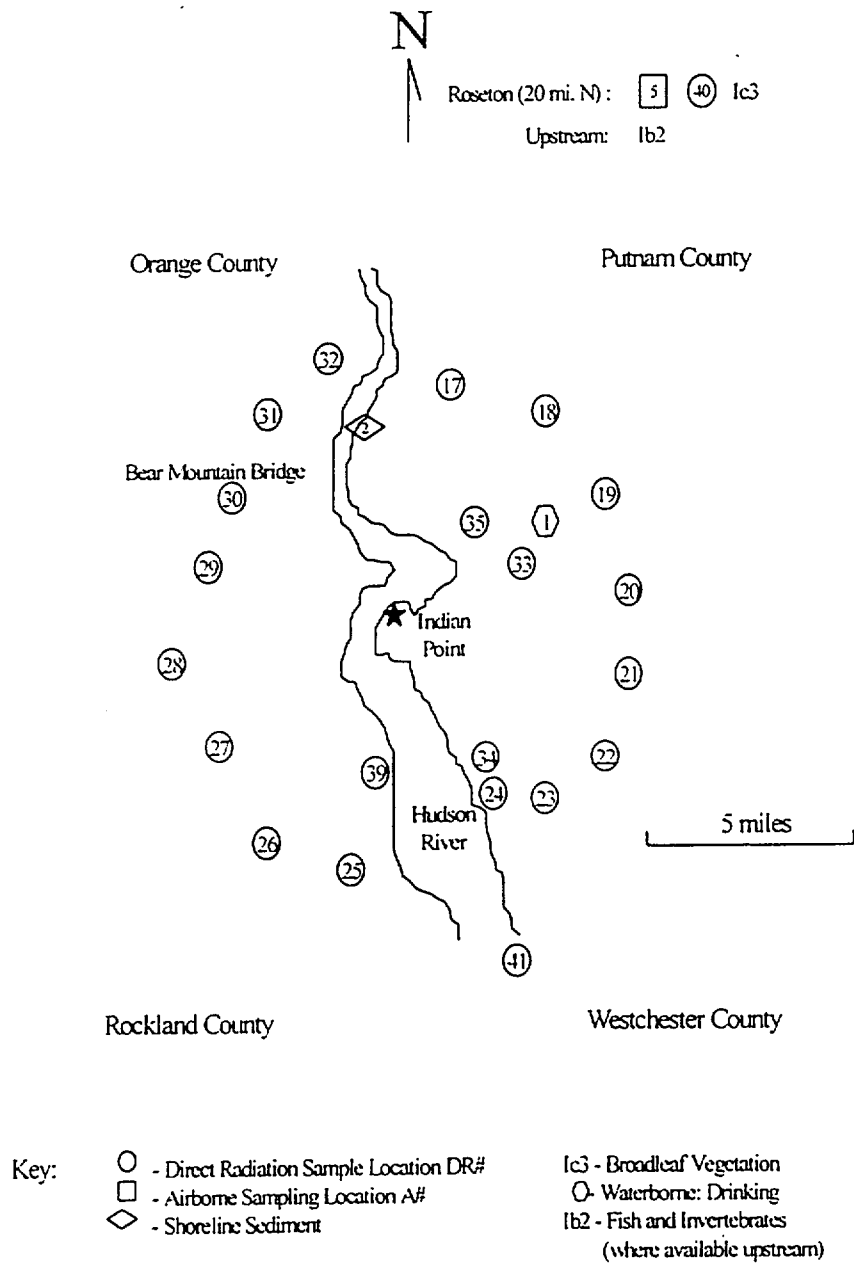


TABLE 4.1
INDIAN POINT STATION
ENVIRONMENTAL SAMPLING STATION POINTS

RECS SAMPLE DESIGNATION	LOCATION	DISTANCE
Exposure Pathway/Sample: Direct Radiation		As measured from the superheater stack
DR1	Roa Hook	2 mi N
DR2	Old Pemart Ave	1.8 mi NNE
DR3	Charles Point	0.8 mi NE
DR4	Lents Cove	0.5 mi ENE
DR5	Broadway and Bleakley	On site E
DR6	Sector Six Reuter Stokes Pole	0.5 mi ESE
DR7	Water Meter House	On site SE
DR8	Service Center Building	0.4 mi SSE
DR9	SE Corner	On site S
DR10	NYU Tower	0.8 mi SSW
DR11	White Beach	0.9 mi SW
DR12	Tompkins Cove	1.5 mi WSW
DR13	West Shore	1 mi W
DR14	Rt. 9W across from R/S #14	1.2 mi WNW
DR15	Rt. 9W. South of Ayers Road	1 mi NW
DR16	Ayers Road	1 mi NNW
DR17	Rt. 9D Garrison	5 mi N
DR18	Gallows Hill Road	5 mi NNE
DR19	Westbrook Drive	5 mi NE
DR20	Pine Road – Cortlandt	4.8 mi ENE
DR21	Croton Ave. – Cortlandt	5 mi E
DR22	Colabaugh Pond Rd. Cortlandt	5 mi ESE
DR23	Mt. Airy & Windsor Road	5 mi SE
DR24	Warren Road	3.7 mi SSE
DR25	Warren Ave. Haverstraw	4.8 mi S
DR26	Railroad Ave. & 9W Haverstraw	4.6 mi SSW
DR27	Willow Grove Road & Birch Dr.	5 mi SW
DR28	Palisades Parkway-Exit 19	5 mi WSW
DR29	Palisades Parkway	4.2 mi W
DR30	Anthony Wayne Park	4.5 mi WNW
DR31	Palisades Pkwy South Exit 16	4.7 mi WSW
DR32	Rt. 9W Fort Montgomery	4.7 mi NNW
DR33	Hamilton Street	3 mi NE
DR34	Furnace Dock	3.5 mi SE
DR35	Highland Ave. & Sprout Brook Road (near rock cut)	3 mi NNE
DR36	Lower South Street	1.3 mi NE
DR37	Verplank-Broadway & Sixth Str	1.3 mi SSW
DR38	Cortlandt Yacht Club	1.6 mi S
DR39	Grassy Point	3.3 mi SSW
DR40	Roseton	20 mi N
DR41	Croton Point	6.4 mi SSE

TABLE 4.1 (Continued)

RECS SAMPLE DESIGNATION	LOCATION	DISTANCE
Exposure Pathway/Sample: Airborne		
A1	Algonquin Gas Line	0.25 mi SW
A2	NYPA Training Bldg	0.4 mi S
A3	Met Tower	0.4 mi SSW
A4	NYU Tower	0.8 mi SSW
A5	Roseton	20 mi N
Exposure Pathway/Sample: Waterborne - Surface (Hudson River Water)		
Wa1	Plant Inlet	N/A
Wa2	Discharge Canal	N/A
Exposure Pathway/Sample: Waterborne - Drinking		
Wb1	Camp Field Reservoir	3.5 mi NE
Exposure Pathway/ Sample: Sediment from Shoreline		
Wc1	White Beach	0.9 mi SW
Wc2	Manitou Inlet	4.5 mi NNW
Exposure Pathway/Sample: Milk		
There are no milk animals within 8 km distance of Indian Point; therefore, no milk samples are taken. See Note 2.		
Exposure Pathway/Sample: Ingestion – Fish and Invertebrates		
The RECS designate two required sample locations labeled Ib1 and Ib2. The downstream Ib1 location and samples will be chosen where it is likely to be effected by plant discharge. Ib2 will be a location upstream that is not likely to be effected by plant discharge. The following fish species are considered acceptable sample species:		
Striped Bass	Bluegill Sunfish	
White Perch	Pumpkin Seed Sunfish	
White Catfish	Blueback Herring	
American Eel	Crabs	
Exposure Pathway/Sample: Ingestion-Food Products (Broad Leaf Vegetation) (See Note 1)		
Ic1	Met Tower, SSW Sector	0.4 miles - SSW
Ic2	NYPA Training Bldg, S Sector	0.4 miles - S
Ic3	Roseton (North)	20 miles - N

TABLE 4.1NOTESNOTE 1

Radiochemical separation and analysis is not required for I-131 vegetation samples as long as the required RECS LLD is met using gamma spectroscopy.

NOTE 2

The requirement to obtain and analyze samples from milch animals within 8 km of the site is intended to ensure monitoring of the "cow-milk" and vegetation pathways. Such samples would only be of value were the milk used for human consumption. Thus, only milch animals whose milk is used for human consumption are considered in the pathway and sample evaluation.

Part II

APPENDIX BDETECTION CAPABILITIES

The LLD is the smallest concentration of radioactive material in a sample that will be detected with 95% probability with 5% probability of falsely concluding that a blank observation represents a "real" signal.

For a particular measurement system (which may include radiochemical separation):

$$LLD = \frac{\frac{2.71}{T_s} + 3.29 s_b * \sqrt{1 + \left(\frac{T_b}{T_s}\right)}}{E * V * k * Y * e^{-\lambda t}}$$

where:

- LLD = The lower limit of detection as defined above (as picocurie per unit mass or volume)
- T_s = The sample counting time in minutes
- s_b = The standard deviation of the background counting rate or of the counting rate of a blank sample as appropriate (as counts per minute)
- T_b = The background count time in minutes
- E = The counting efficiency (as counts per transformation)
- V = The sample size (in units of mass or volume)
- k = A constant for the number of transformations per minute per unit of activity (normally, $3.7E+4$ dps per μCi)
- Y = The fractional radiochemical yield (when applicable)
- λ = The radioactive decay constant for the particular radionuclide
- t = The elapsed time between midpoint of sample collection and time of counting

Note: The above LLD formula accounts for differing background and sample count times. The IP3 Radiological Environmental Monitoring Program, REMF, uses an LLD formula that assumes equal background and sample count times, in accordance with the RECS. When the above LLD formula is more appropriate for the effluents program, it may be used.

Part II

The constants 2.71 and 3.29 and the general LLD equation were derived from the following two sources:

- 1) Currie, L.A. "Limits for Qualitative Detection of Quantitative Determination". (Anal. Chem. 40:586-593, 1968); and,
- 2) Mayer, Dauer "Application of Systematic Error Bounds to Detection Limits for Practical Counting". (HP Journal 65(1): 89-91, 1993)

The value of s_b used in the calculation of the LLD for a detection system shall be based on the actual observed variance of the background counting rate or of the counting rate of the blank samples (as appropriate) rather than on an unverified theoretical predicted variance. In calculating the LLD for a radionuclide determined by gamma ray spectrometry, the background shall include the typical contributions of other radionuclides normally present in the samples. Typical values of E , V , Y , and t shall be used in the calculation. The background count rate is calculated from the background counts that are determined to be within + one FWHM (Full-Width-at-Half-Maximum) energy band about the energy of the gamma ray peak used for the quantitative analysis for that radionuclide.

It should be recognized that the LLD is defined as an a priori (before the fact) limit representing the capability of a measurement system and not as an a posteriori (after the fact) limit for a particular measurement.

To handle the a posteriori problem, a decision level must be defined. The remainder of Appendix B discusses the use of the Critical Level concept. Following an experimental observation, one must decide whether or not a real signal was, in fact, detected. This type of binary qualitative decision is subject to two kinds of error: deciding that the radioactive material is present when it is not (a: Type I error), and the converse, failing to decide that it is present when it is (b: Type II error). The maximum acceptable Type I error (a), together with the standard deviation, S_{net} , of the net signal when the net signal equals zero, establish the Critical Level, L_c , upon which decisions may be based.

Operationally, an observed signal, S , must exceed L_c to yield the decision, detected.

$$L_c = k_a s_b (1 + T_b/T_s)^{0.5}$$

where:

k_a is related to the standardized normal distribution and corresponds to a probability level of $1-a$. For instance, selection of $a = 0.01$ corresponds to a 99% confidence level that activity is present. When determining the L_c for different measurement processes, it is allowable to set a at less than or equal to 0.05 as long as the following condition is met:

To set a for L_c determination at less than 0.05, the equation for the LLD (which places a less than or equal to 0.05) should be employed to verify that the calculated LLD is less than or equal to the LLDs specified in the IP-3 RECS. This calculation, if necessary, will be performed on a case by case basis.