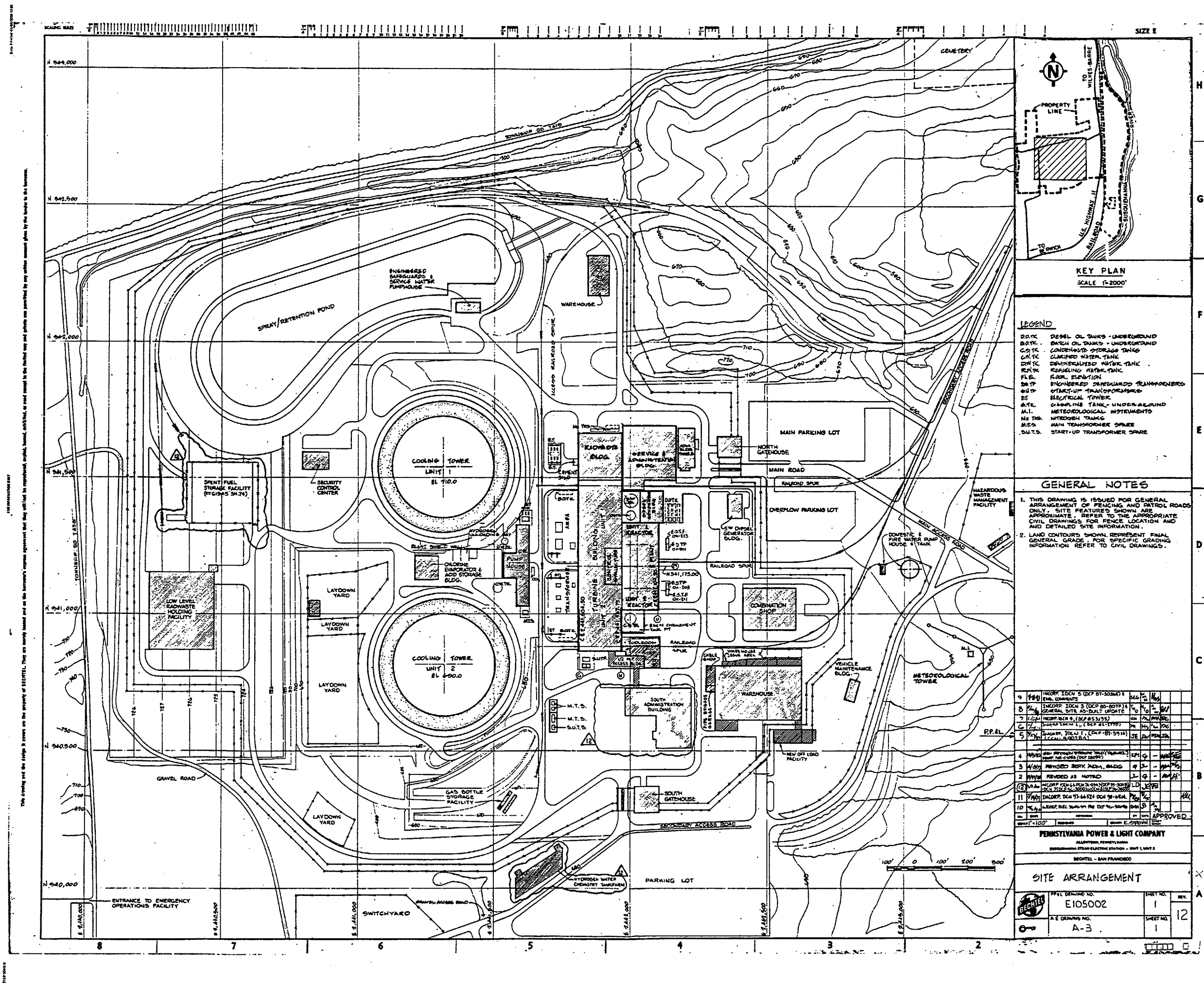
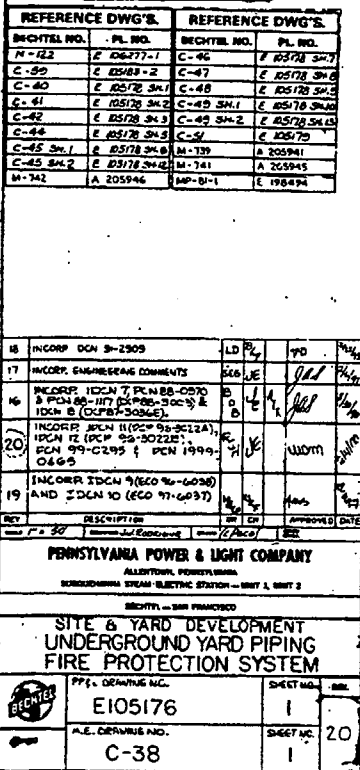
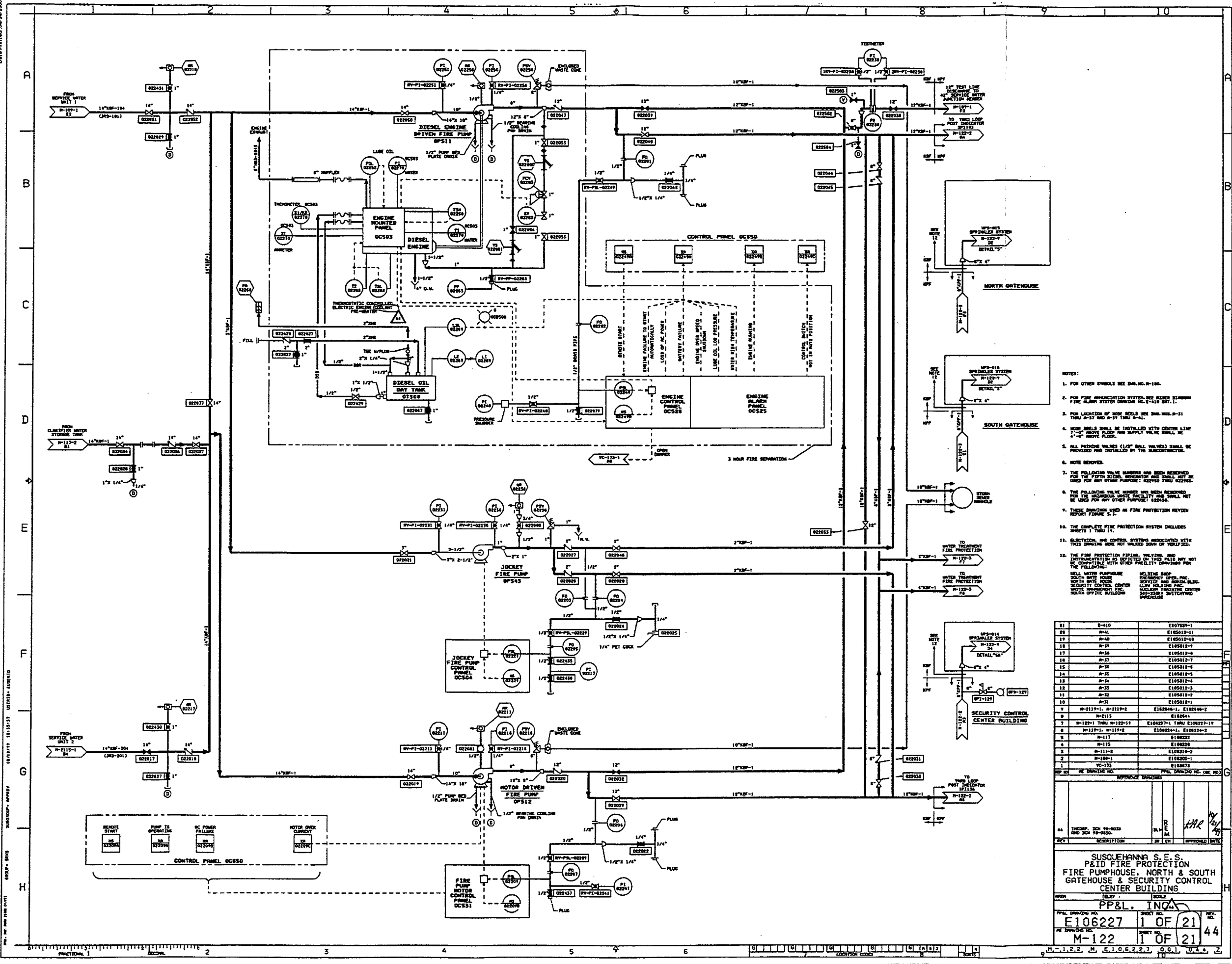


AE DRAWING NO.		PP&L DRAWING NO.	
REFERENCE DRAWINGS			
REVISED PER ENGINEERS COMMENTS <i>KEY</i> <i>TAG</i> <i>1/1</i>			
REV	DESCRIPTION	DR/CH	APPROVED/DATE
SUSQUEHANNA S.E.S. UNIT #1 REACTOR BUILDING APPENDIX R - DEVIA. REQ.#42 FIRE ZONE 1-3B-W EL. 683'-0"			
AREA 28 & 29		ELEV 683'-0"	SCALE NONE
PP&L DRAWING NO.		SHEET NO.	REV. NO.
C240924		1	1
AE DRAWING NO.		SHEET NO.	REV. NO.
C-2510		1	1





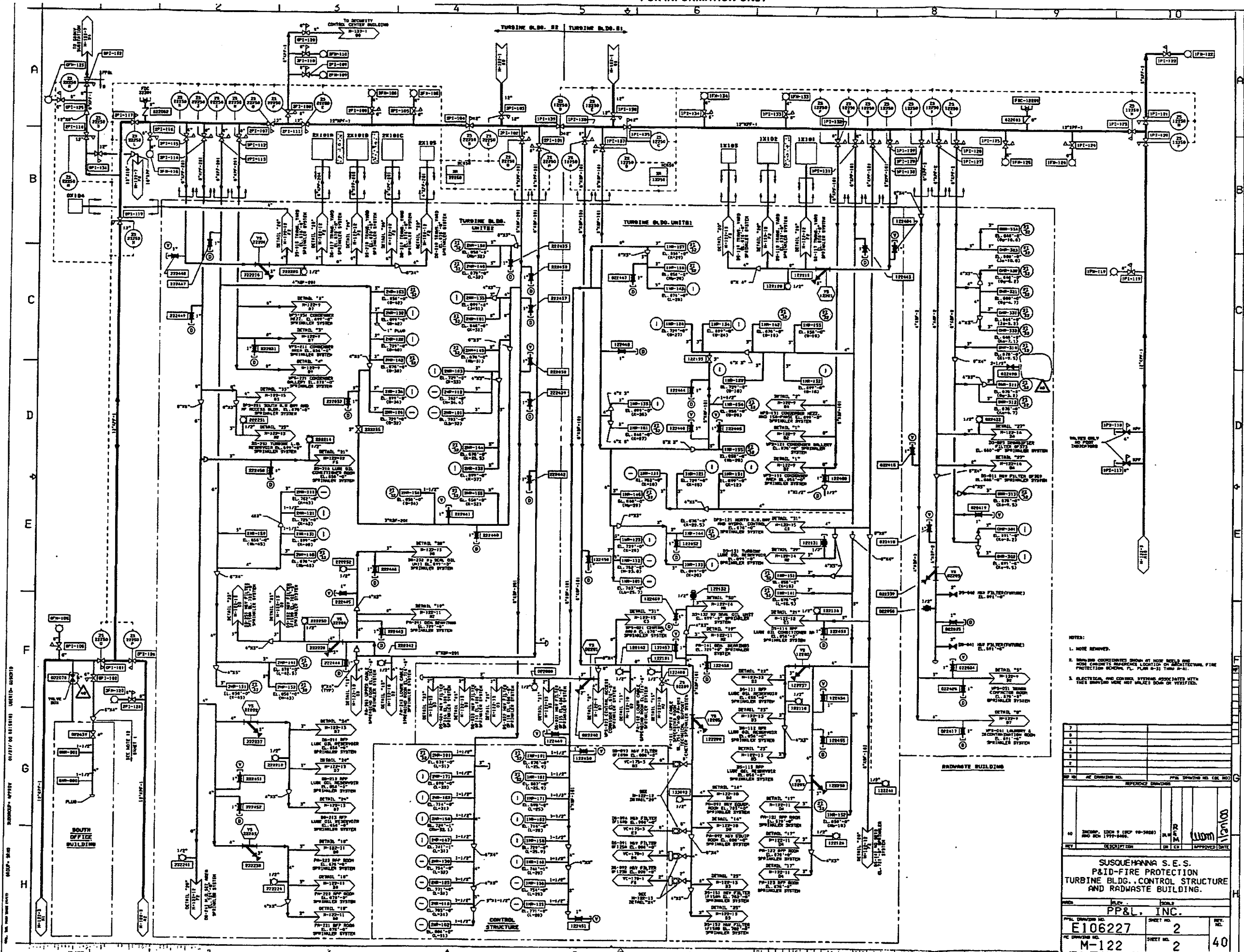
NAME	MR. NAME (LAST)	GROUP =	STATUS	APPROV	10/12/19	10:35:37	USERID =
MINOT, JAY							



- NOTES:
1. FOR OTHER SYSTEMS SEE DRAWING S-180.
2. FOR FIRE PROTECTION SYSTEMS, SEE NOTES BEHIND DRAWING FIRE ALARM SYSTEM DRAWING S-141-S-1410 S-1.
3. FOR LOCATION OF HOSE REELS SEE DRAWING S-311 DRAWING S-337 AND S-337 DRAWING S-41.
4. HOSE REELS SHALL BE INSTALLED WITH CENTER LINE OF REEL ON FLOOR AND SUPPLY VALVE SHALL BE 4'-4" ABOVE FLOOR.
5. ALL PROVIDING VALVES (1/2" BALL VALVES) SHALL BE PROVIDED AND INSTALLED BY THE SUBCONTRACTOR.
6. NOTE REMOVED.
7. THE FOLLOWING VALVE NUMBERS HAVE BEEN REVERSED FROM DRAWING S-311 TO S-337 AND WILL NOT BE USED FOR ANY OTHER PURPOSE: REVERSED TO BE 337-100, 337-101, 337-102, 337-103, 337-104, 337-105, 337-106, 337-107, 337-108, 337-109, 337-110, 337-111, 337-112, 337-113, 337-114, 337-115, 337-116, 337-117, 337-118, 337-119, 337-120, 337-121, 337-122, 337-123, 337-124, 337-125, 337-126, 337-127, 337-128, 337-129, 337-130, 337-131, 337-132, 337-133, 337-134, 337-135, 337-136, 337-137, 337-138, 337-139, 337-140, 337-141, 337-142, 337-143, 337-144, 337-145, 337-146, 337-147, 337-148, 337-149, 337-150, 337-151, 337-152, 337-153, 337-154, 337-155, 337-156, 337-157, 337-158, 337-159, 337-160, 337-161, 337-162, 337-163, 337-164, 337-165, 337-166, 337-167, 337-168, 337-169, 337-170, 337-171, 337-172, 337-173, 337-174, 337-175, 337-176, 337-177, 337-178, 337-179, 337-180, 337-181, 337-182, 337-183, 337-184, 337-185, 337-186, 337-187, 337-188, 337-189, 337-190, 337-191, 337-192, 337-193, 337-194, 337-195, 337-196, 337-197, 337-198, 337-199, 337-200, 337-201, 337-202, 337-203, 337-204, 337-205, 337-206, 337-207, 337-208, 337-209, 337-210, 337-211, 337-212, 337-213, 337-214, 337-215, 337-216, 337-217, 337-218, 337-219, 337-220, 337-221, 337-222, 337-223, 337-224, 337-225, 337-226, 337-227, 337-228, 337-229, 337-230, 337-231, 337-232, 337-233, 337-234, 337-235, 337-236, 337-237, 337-238, 337-239, 337-240, 337-241, 337-242, 337-243, 337-244, 337-245, 337-246, 337-247, 337-248, 337-249, 337-250, 337-251, 337-252, 337-253, 337-254, 337-255, 337-256, 337-257, 337-258, 337-259, 337-260, 337-261, 337-262, 337-263, 337-264, 337-265, 337-266, 337-267, 337-268, 337-269, 337-270, 337-271, 337-272, 337-273, 337-274, 337-275, 337-276, 337-277, 337-278, 337-279, 337-280, 337-281, 337-282, 337-283, 337-284, 337-285, 337-286, 337-287, 337-288, 337-289, 337-290, 337-291, 337-292, 337-293, 337-294, 337-295, 337-296, 337-297, 337-298, 337-299, 337-300, 337-301, 337-302, 337-303, 337-304, 337-305, 337-306, 337-307, 337-308, 337-309, 337-310, 337-311, 337-312, 337-313, 337-314, 337-315, 337-316, 337-317, 337-318, 337-319, 337-320, 337-321, 337-322, 337-323, 337-324, 337-325, 337-326, 337-327, 337-328, 337-329, 337-330, 337-331, 337-332, 337-333, 337-334, 337-335, 337-336, 337-337, 337-338, 337-339, 337-340, 337-341, 337-342, 337-343, 337-344, 337-345, 337-346, 337-347, 337-348, 337-349, 337-350, 337-351, 337-352, 337-353, 337-354, 337-355, 337-356, 337-357, 337-358, 337-359, 337-360, 337-361, 337-362, 337-363, 337-364, 337-365, 337-366, 337-367, 337-368, 337-369, 337-370, 337-371, 337-372, 337-373, 337-374, 337-375, 337-376, 337-377, 337-378, 337-379, 337-380, 337-381, 337-382, 337-383, 337-384, 337-385, 337-386, 337-387, 337-388, 337-389, 337-390, 337-391, 337-392, 337-393, 337-394, 337-395, 337-396, 337-397, 337-398, 337-399, 337-400, 337-401, 337-402, 337-403, 337-404, 337-405, 337-406, 337-407, 337-408, 337-409, 337-410, 337-411, 337-412, 337-413, 337-414, 337-415, 337-416, 337-417, 337-418, 337-419, 337-420, 337-421, 337-422, 337-423, 337-424, 337-425, 337-426, 337-427, 337-428, 337-429, 337-430, 337-431, 337-432, 337-433, 337-434, 337-435, 337-436, 337-437, 337-438, 337-439, 337-440, 337-441, 337-442, 337-443, 337-444, 337-445, 337-446, 337-447, 337-448, 337-449, 337-450, 337-451, 337-452, 337-453, 337-454, 337-455, 337-456, 337-457, 337-458, 337-459, 337-460, 337-461, 337-462, 337-463, 337-464, 337-465, 337-466, 337-467, 337-468, 337-469, 337-470, 337-471, 337-472, 337-473, 337-474, 337-475, 337-476, 337-477, 337-478, 337-479, 337-480, 337-481, 337-482, 337-483, 337-484, 337-485, 337-486, 337-487, 337-488, 337-489, 337-490, 337-491, 337-492, 337-493, 337-494, 337-495, 337-496, 337-497, 337-498, 337-499, 337-500, 337-501, 337-502, 337-503, 337-504, 337-505, 337-506, 337-507, 337-508, 337-509, 337-510, 337-511, 337-512, 337-513, 337-514, 337-515, 337-516, 337-517, 337-518, 337-519, 337-520, 337-521, 337-522, 337-523, 337-524, 337-525, 337-526, 337-52

81	E=10	(10753)-1
82	H=11	(105512)-11
83	H=10	(105012)-10
84	H=20	(105012)-4
17	H=36	(105012)-6
16	H=37	(105012)-7
15	H=38	(105012)-8
14	H=35	(105012)-5
13	H=34	(105012)-4
12	H=33	(105012)-3
11	H=32	(105012)-2
10	H=31	(105012)-1
9	H=2119-1, H=2119-2	(10264)-1, (10264)-2
8	H=2115	(10264)-3
7	H=129-1 TWRU, H=129-19	(104237)-1 TWRU (106227)-19
6	H=119-1, H=119-2	(106121)-1, (106121)-2
5	H=117	(106222)
4	H=115	(106229)
3	H=113	(106218)-9
2	H=100-1	(101025)-1
1	VC-173	(100674)

REFUGEE RESPONSE								
44	THREAT, SON 98-0829 AND SON 79-0830.	BLK	R M					for 12/29
REV	DESCRIPTION	DR	EN	APPROVED	DATE			
<p>SUSQUEHANNA S.E.S. PAID FIRE PROTECTION FIRE PUMPHOUSE, NORTH & SOUTH GATEHOUSE & SECURITY CONTROL CENTER BUILDING</p>								
ISSUED	BLBY	SCALE				H		
<p>PP&L, INCA</p>								
PP&L DRAWING NO.	SHEET NO.			REV.				
E106227	1 OF	21						
RE DRAWING NO.	SHEET NO.				44			
M-122	1 OF	21						
1.122	M.E106227	0.01	1.14	2				



NOTES:

1. NOTE REMOVED.
2. SHOWN CONCENTRIC SHOWN AT THIS POINT AND ALSO CONCENTRIC SHOWN AT ARCHITECTURAL FIRE PROTECTION GENERAL PLAN S-31 THRU S-41.
3. ELECTRICAL AND CONTROL SYSTEMS ASSOCIATED WITH THIS SHOWN WERE NOT VISITED OR VERIFIED.

7					
8					
9					
10					
11					
12					
13					
14					
15					
16					
17					
18					
19					
20					
21					
22					
23					
24					
25					
26					
27					
28					
29					
30					
31					
32					
33					
34					
35					
36					
37					
38					
39					
40					

SUSQUEHANNA S.E.S.
P&ID-FIRE PROTECTION
TURBINE BLDG. CONTROL STRUCTURE
AND RADWASTE BUILDING.

PP&L, INC.

E106227

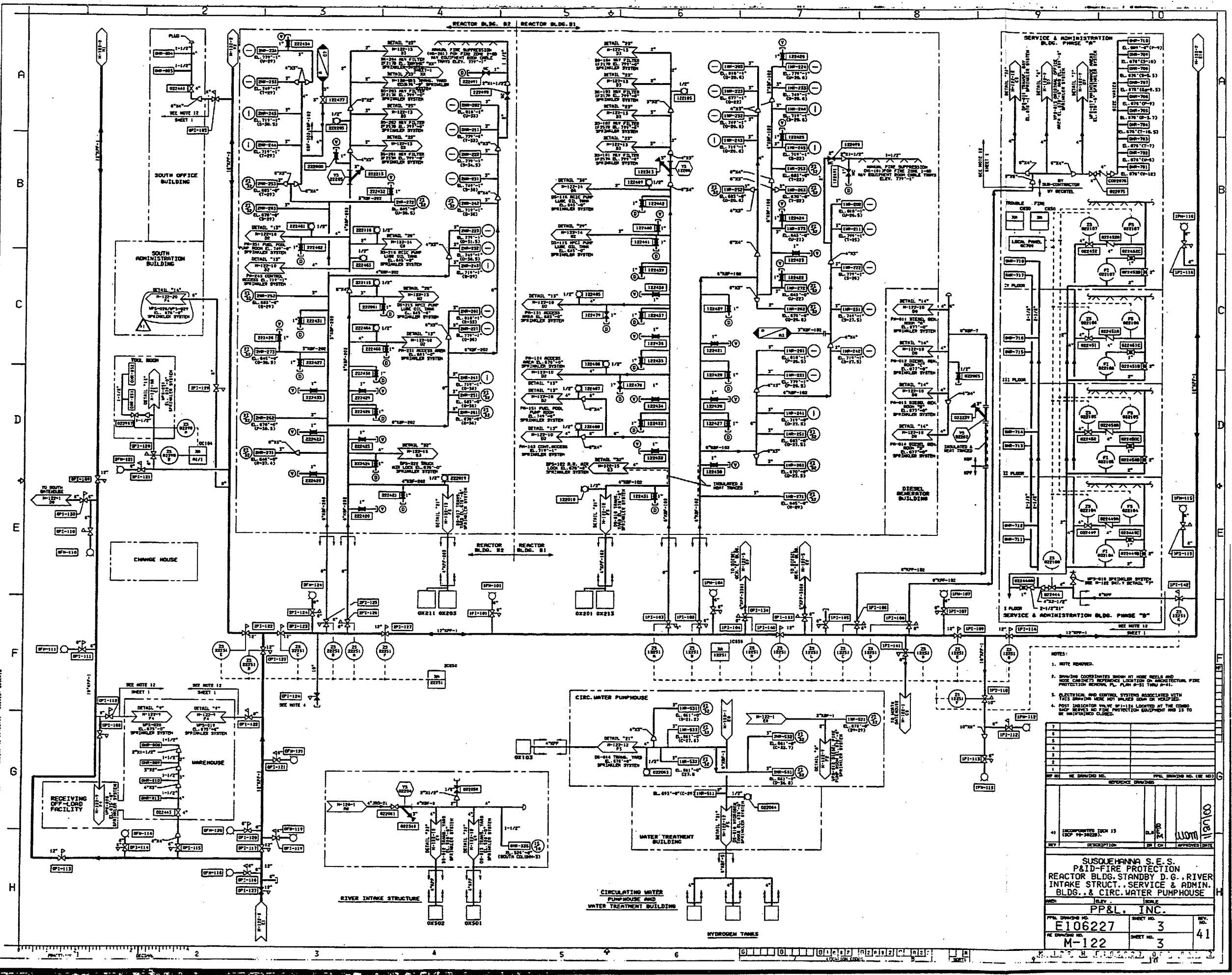
M-122

2

40

FOR INFORMATION ONLY

EVER/JOHN H
PP&L, INC.
SUSQUEHANNA S.E.S.
P&ID-FIRE PROTECTION
REACTOR BLDG. STANDBY D.G. RIVER
INTAKE STRUCT., SERVICE & ADMIN.
BLDG., & CIRC. WATER PUMPHOUSE
SCALE
ELEV. 11000
SHEET NO. 3
REV. NO. 41

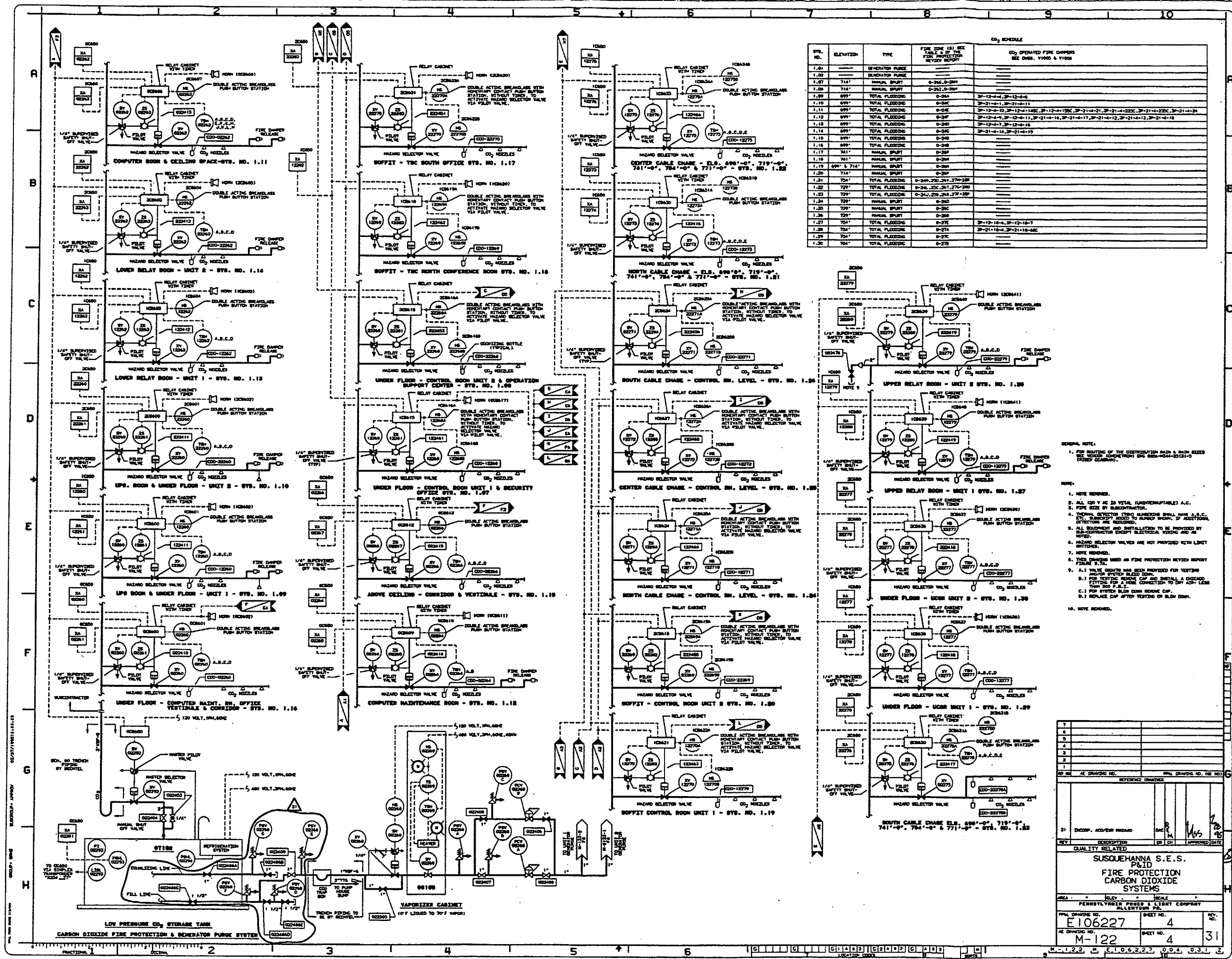


NOTES:

- NOTE REMOVED.
- SHOWN COORDINATES SHOW AT HOSE REELS AND HOSE CHARGERS REFERENCED LOCATION ON ARCHITECTURAL FLOOR PROTECTION NETWORK PL. P-51 FROM P-41.
- ALL ELECTRICAL AND CONTROL SYSTEMS ASSOCIATED WITH THIS DRAWING HAVE NOT BEEN DONE OR WILL BE DONE.
- POST INDICATOR VALVE V-112-124 LOCATED AT THE COMB. SHOP SERVICE NO. FIRE PROTECTION EQUIPMENT AND IS TO BE MAINTAINED CLOSED.

REV.	DESCRIPTION	BY	CHK.	APPROVED DATE
1	INCORPORATED TREN 15 (COP. 10-30220)			

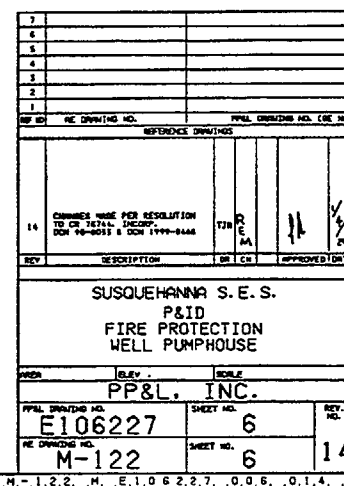
SUSQUEHANNA S.E.S.
P&ID-FIRE PROTECTION
REACTOR BLDG. STANDBY D.G. RIVER
INTAKE STRUCT., SERVICE & ADMIN.
BLDG., & CIRC. WATER PUMPHOUSE
SCALE
ELEV. 11000
SHEET NO. 3
REV. NO. 41



CO2 SCHEDULE			
STS. NO.	ELEVATION	TYPE	CO2 OPERATED FIRE DAMPERS SEE DWS. V1000 & V1006
1.04	---	GENERATOR PURGE	---
1.05	---	GENERATOR PURGE	---
1.07	714'	MANUAL SHUT	0-241, 0-244
1.08	714'	MANUAL SHUT	0-241, 0-244
1.09	699'	TOTAL FLOODING	0-244 3P-12-4-4, 3P-12-4-4
1.10	699'	TOTAL FLOODING	0-244 3P-21-4-1, 3P-21-4-11
1.11	699'	TOTAL FLOODING	0-244 3P-12-4-12, 3P-12-4-12, 3P-12-4-12, 3P-12-4-12, 3P-21-4-21, 3P-21-4-22, 3P-21-4-22, 3P-21-4-24
1.12	699'	TOTAL FLOODING	0-244 3P-12-4-12, 3P-12-4-12, 3P-21-4-12, 3P-21-4-12, 3P-21-4-12, 3P-21-4-12, 3P-21-4-12, 3P-21-4-12
1.13	699'	TOTAL FLOODING	0-244 3P-12-4-12, 3P-12-4-12, 3P-21-4-12, 3P-21-4-12, 3P-21-4-12, 3P-21-4-12, 3P-21-4-12, 3P-21-4-12
1.14	699'	TOTAL FLOODING	0-244 3P-21-4-14, 3P-21-4-19
1.15	699'	TOTAL FLOODING	0-244 3P-21-4-14, 3P-21-4-19
1.16	699'	TOTAL FLOODING	0-244 3P-21-4-14, 3P-21-4-19
1.17	741'	MANUAL SHUT	0-244 3P-21-4-14, 3P-21-4-19
1.18	741'	MANUAL SHUT	0-244 3P-21-4-14, 3P-21-4-19
1.19	699' & 714'	TOTAL FLOODING	0-244 3P-21-4-14, 3P-21-4-19
1.20	714'	MANUAL SHUT	0-244 3P-21-4-14, 3P-21-4-19
1.21	724'	TOTAL FLOODING	0-244 3P-21-4-14, 3P-21-4-19
1.22	729'	TOTAL FLOODING	0-244 3P-21-4-14, 3P-21-4-19
1.23	729'	TOTAL FLOODING	0-244 3P-21-4-14, 3P-21-4-19
1.24	729'	TOTAL FLOODING	0-244 3P-21-4-14, 3P-21-4-19
1.25	729'	TOTAL FLOODING	0-244 3P-21-4-14, 3P-21-4-19
1.26	729'	TOTAL FLOODING	0-244 3P-21-4-14, 3P-21-4-19
1.27	724'	TOTAL FLOODING	0-244 3P-21-4-14, 3P-21-4-19
1.28	724'	TOTAL FLOODING	0-244 3P-21-4-14, 3P-21-4-19
1.29	724'	TOTAL FLOODING	0-244 3P-21-4-14, 3P-21-4-19
1.30	704'	TOTAL FLOODING	0-244 3P-21-4-14, 3P-21-4-19

- GENERAL NOTE:
- FOR ROUTING OF THE DISTRIBUTION MAIN & MAIN SIZES SEE UNDER CONCRETE ON SHEET 0004-0044-25(1)-2 (FIELD DRAWING).
- NOTE:
- NOTE REMOVED.
 - ALL 120 V AC 24 VDC (UNDETERMINABLE) A.C. ETC. SUBJECT TO APPROVAL BY THE CONTRACTOR.
 - THESE DETECTOR (TYPICAL) SHALL HAVE A.S.C. ETC. SUBJECT TO APPROVAL BY THE CONTRACTOR.
 - ALL BUILDING AND INSTALLATION TO BE PROVIDED BY THE CONTRACTOR EXCEPT ELECTRICAL WORKING AND AS NOTED.
 - HAZARD SELECTOR VALVES ARE NOT PROVIDED WITH LIMIT SWITCHES.
 - NOTE REMOVED.
 - THIS DRAWING USED AS FIRE PROTECTION REVIEW REPORT FIGURE 3.9.1.
 - A.1) VALVE OPERATOR HAS BEEN PROVIDED FOR TESTING AND/OR SYSTEM BLEED DOWN.
 - B.1) FOR TESTING PURPOSES CAP AND INSTALL A DISCHARGE STATING FOR A HAZARD CONNECTION TO THE A.S.C. LINE FROM 300 P.S.I.
 - C.1) FOR SYSTEM BLEED DOWN REMOVE CAP.
 - D.1) REPLACE CAP AFTER TESTING OF BLEED DOWN.
 - NOTE REMOVED.

7		
6		
5		
4		
3		
2		
1		
NO. 00	AC DRAWING NO.	0044-0044-25(1)-2
REV.	DESCRIPTION	DATE
1	DISCOP. ACROSS ROOM	04/24/2000
QUALITY RELATED		
SUSQUEHANNA S.E.S. PAID		
FIRE PROTECTION CARBON DIOXIDE SYSTEMS		
AREA	REV.	DATE
PENNSYLVANIA POWER & LIGHT COMPANY ALLENTOWN, PA.		
FWL DRAWING NO.	SHEET NO.	31
E106227	4	
AC DRAWING NO.	SHEET NO.	31
M-122	4	



FOR INFORMATION ONLY

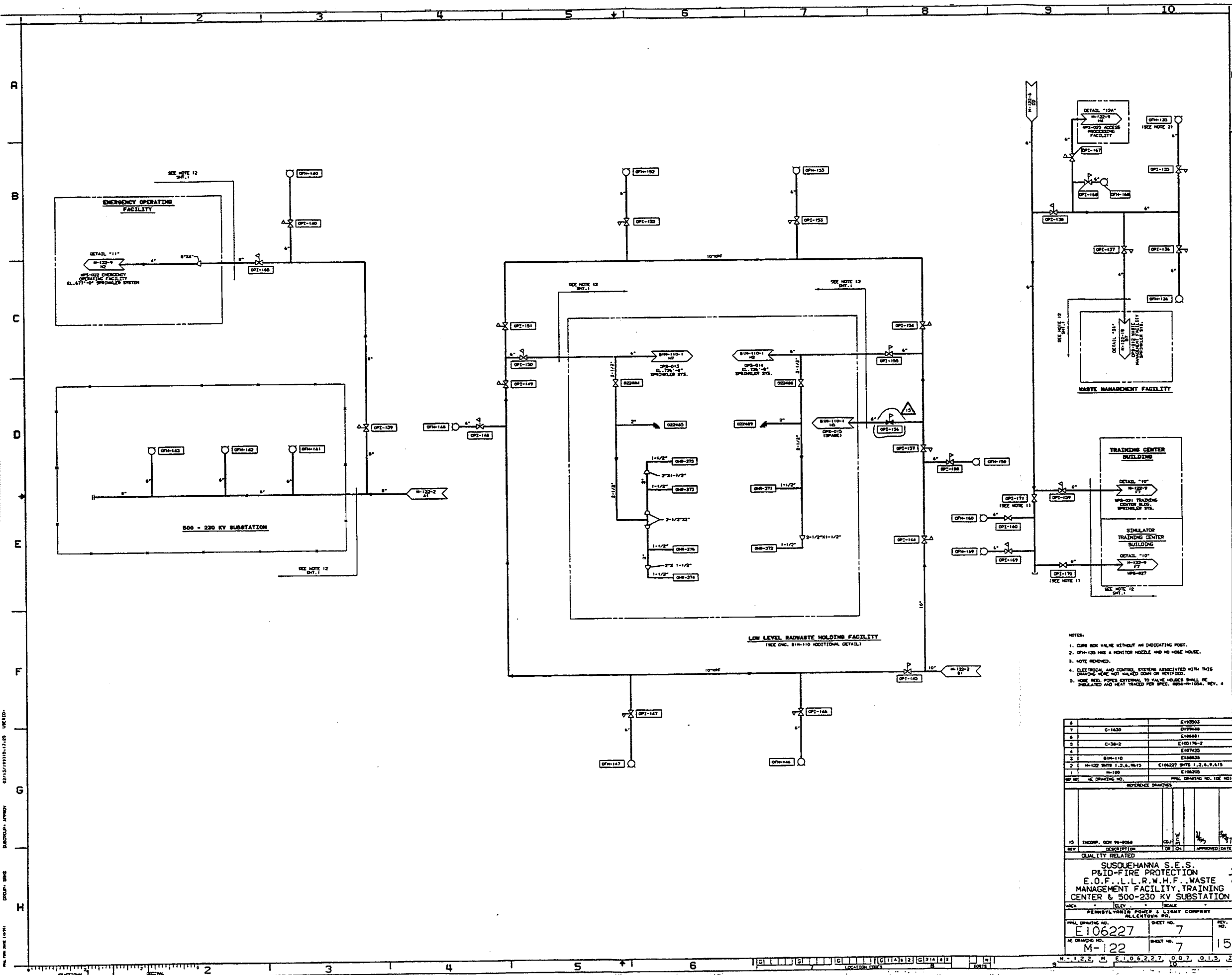
02/12/19910-11:05 UNREV


SUSQUEHANNA S.E.S.

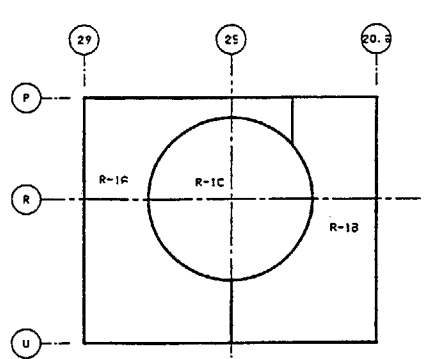
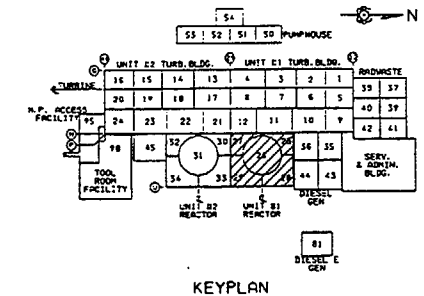
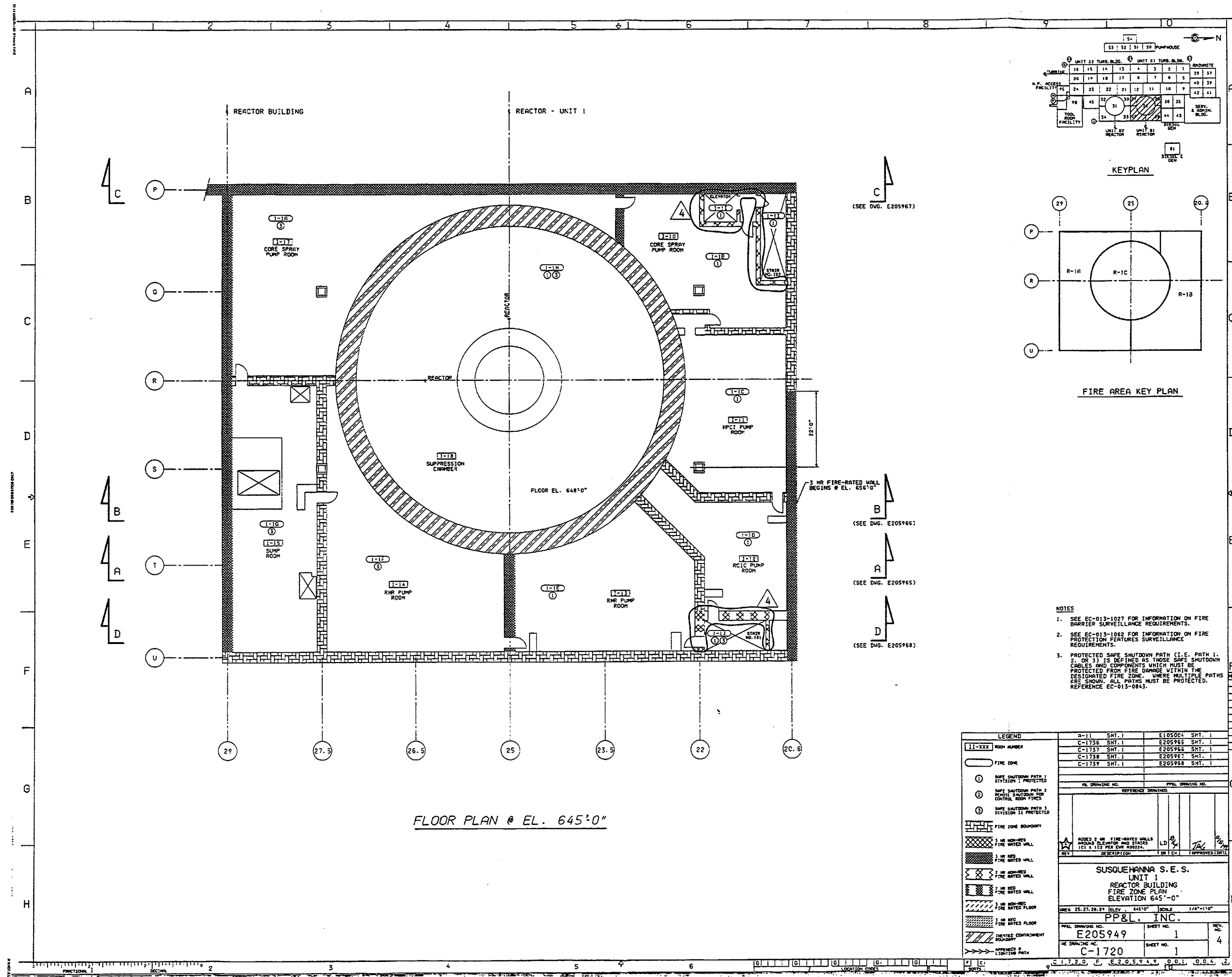
DESIGN: MRS

DATE: 04/24/2000

EVERETT

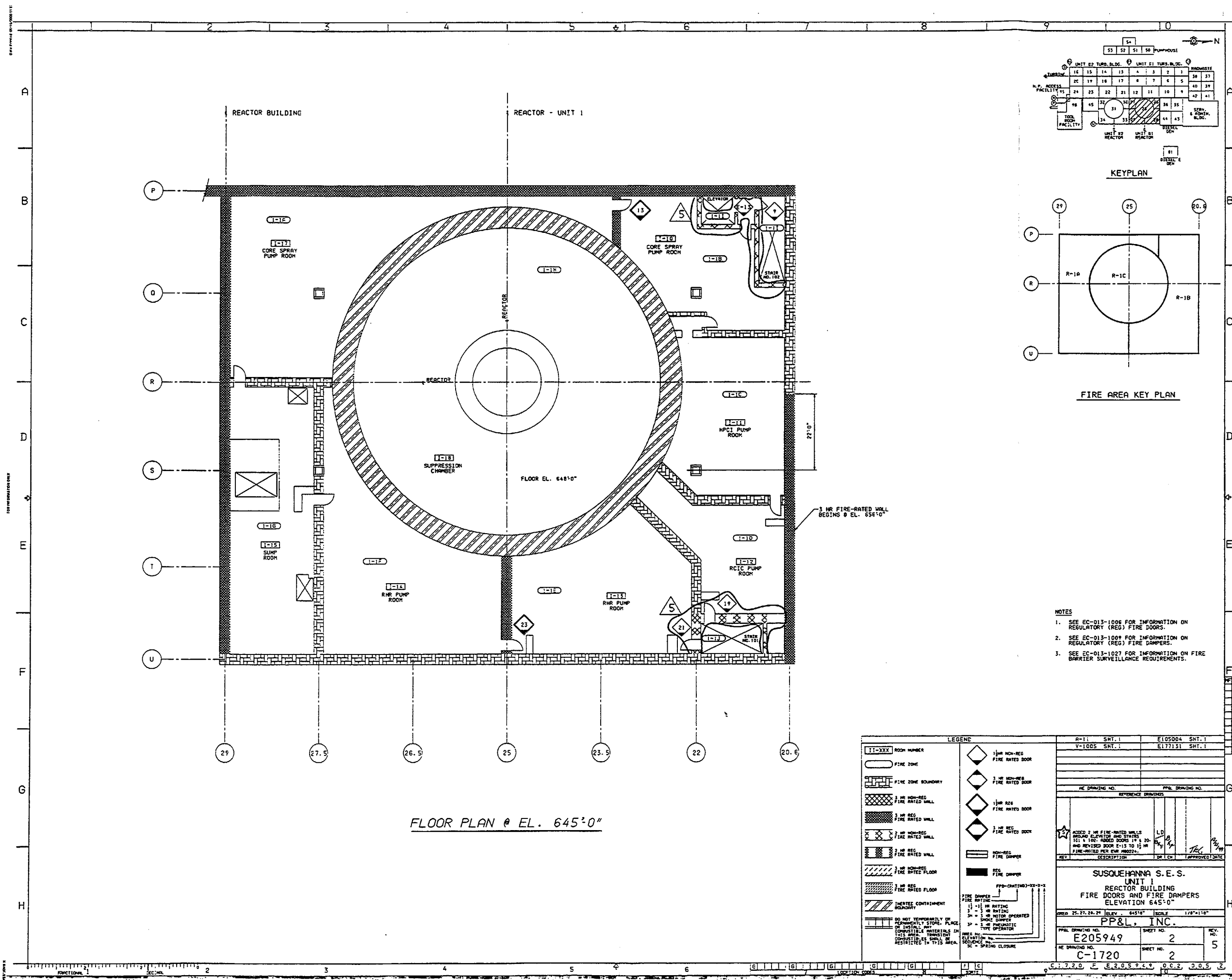


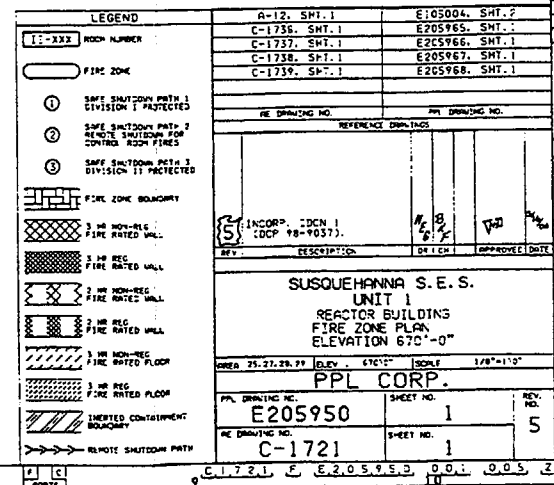


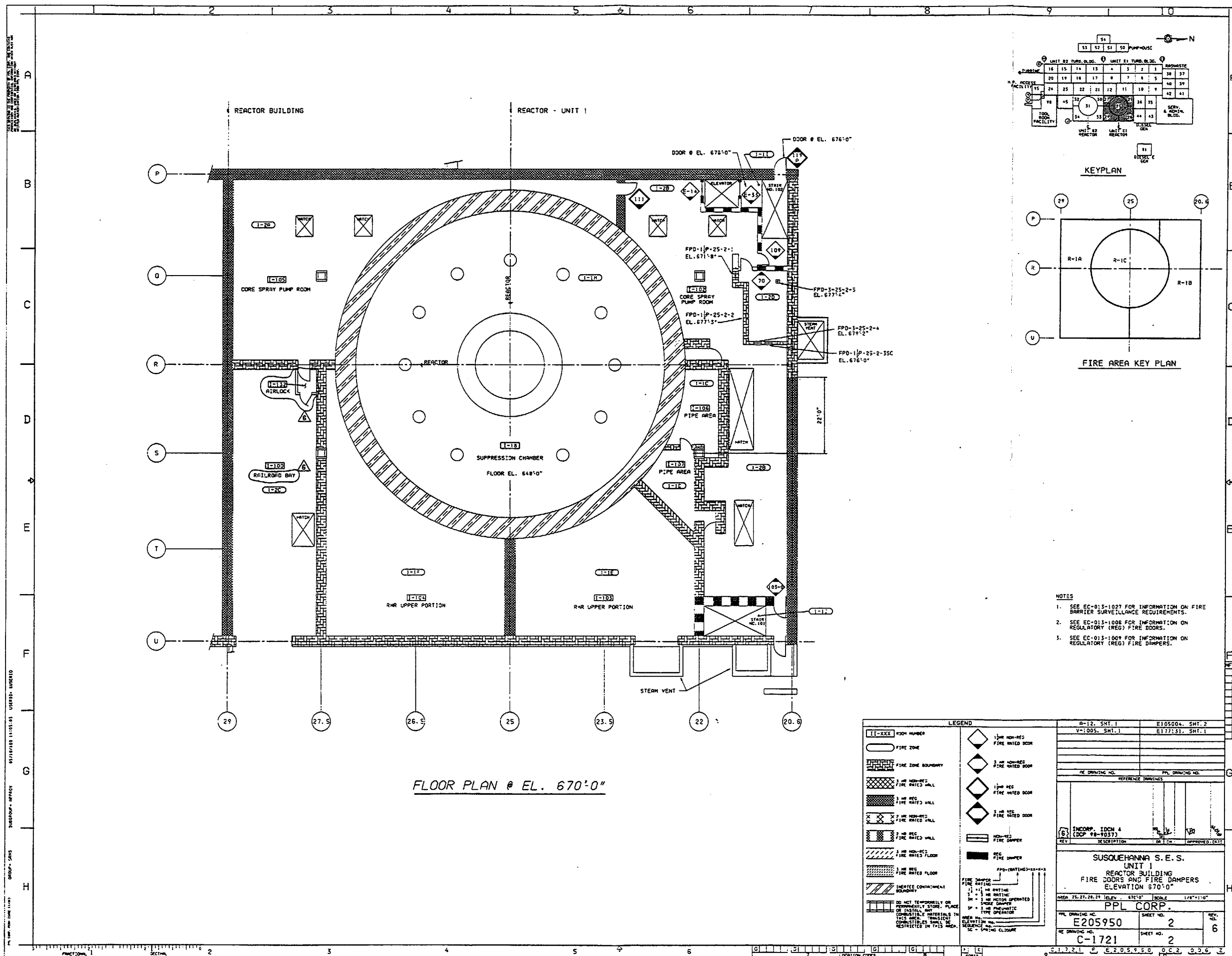


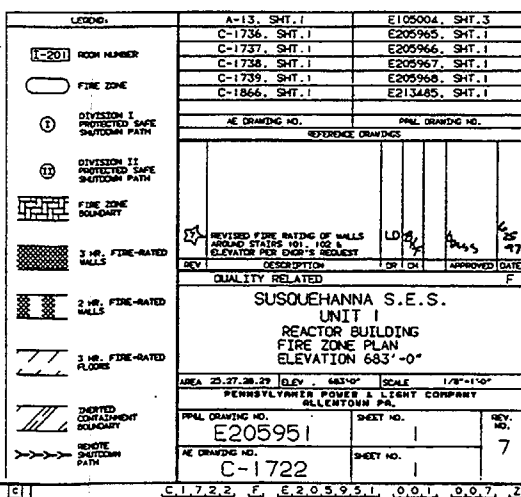
- NOTES
1. SEE EC-013-1027 FOR INFORMATION ON FIRE BARRIER SURVEILLANCE REQUIREMENTS.
 2. SEE EC-013-1062 FOR INFORMATION ON FIRE PROTECTION FEATURES SURVEILLANCE REQUIREMENTS.
 3. PROTECTED SAFE SHUTDOWN PATH (I.E. PATH 1, 2, OR 3) IS DEFINED AS THOSE SAFE SHUTDOWN CABLES AND COMPONENTS WHICH MUST BE PROTECTED FROM FIRE DAMAGE WITHIN THE DESIGNATED FIRE ZONE. WHERE MULTIPLE PATHS ARE SHOWN, ALL PATHS MUST BE PROTECTED. REFERENCE EC-013-0843.

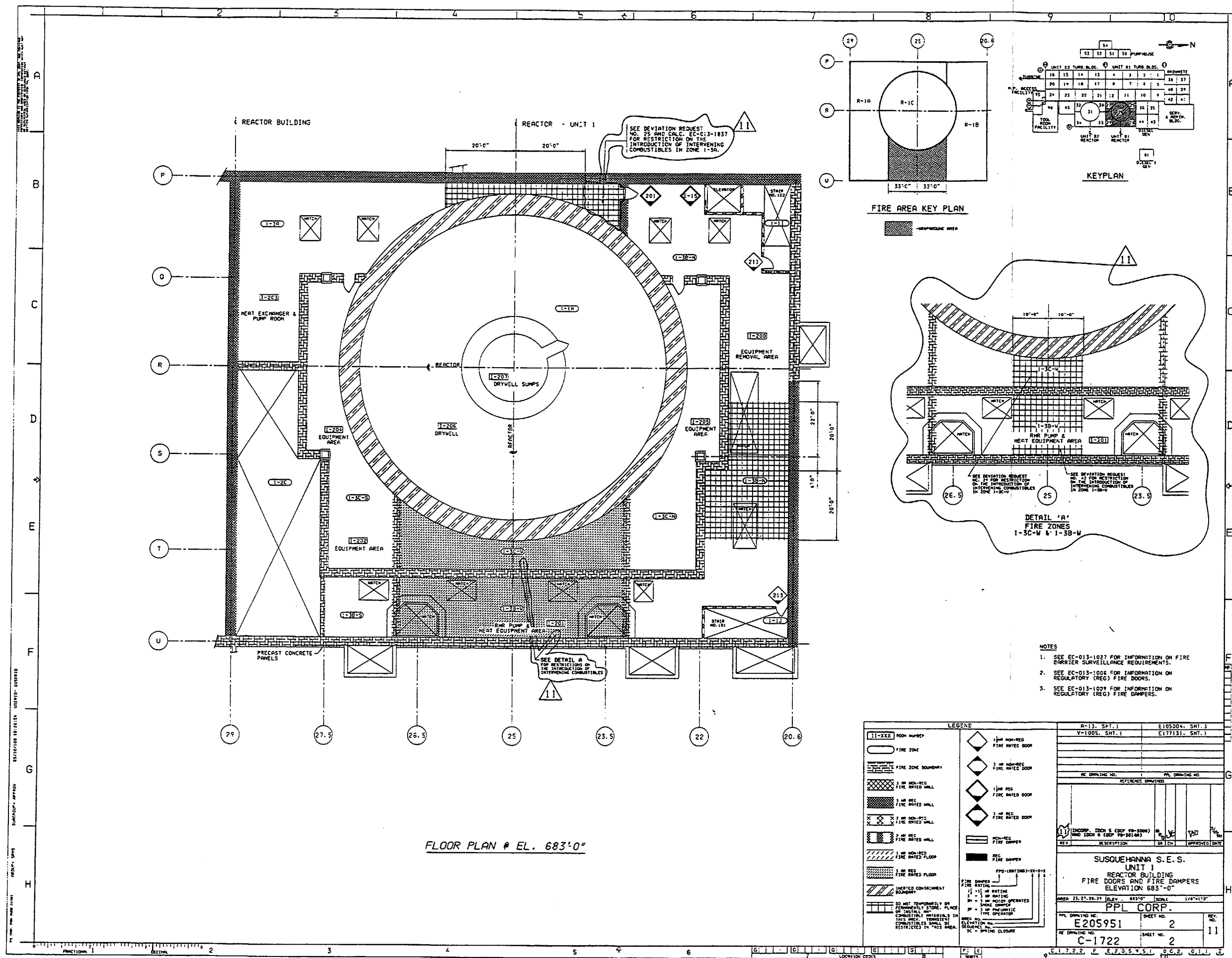
LEGEND		SHT. 1		SHT. 1	
II-XXX ROOM NUMBER		A-11 SHT. 1		E105004 SHT. 1	
FIRE ZONE		C-1736 SHT. 1		E205965 SHT. 1	
SAFE SHUTDOWN PATH 1 DIVISION 1 PROTECTED		C-1737 SHT. 1		E205966 SHT. 1	
SAFE SHUTDOWN PATH 2 DIVISION 2 PROTECTED		C-1738 SHT. 1		E205967 SHT. 1	
SAFE SHUTDOWN PATH 3 DIVISION 3 PROTECTED		C-1739 SHT. 1		E205968 SHT. 1	
FIRE ZONE BOUNDARY		PP&L DRAWING NO.		PP&L DRAWING NO.	
3 HR. NON-RES. FIRE RATED WALL		REFERENCE DRAWINGS		REFERENCE DRAWINGS	
3 HR. RES. FIRE RATED WALL		REV.		REV.	
2 HR. NON-RES. FIRE RATED WALL		DESCRIPTION		DESCRIPTION	
2 HR. RES. FIRE RATED WALL		DATE		DATE	
3 HR. NON-RES. FIRE RATED FLOOR		SUSQUEHANNA S.E.S.		SUSQUEHANNA S.E.S.	
3 HR. RES. FIRE RATED FLOOR		UNIT 1		UNIT 1	
INSERTED CONTAINMENT BOUNDARY		REACTOR BUILDING		REACTOR BUILDING	
APPROVED & SIGNED		FIRE ZONE PLAN		FIRE ZONE PLAN	
		ELEVATION 645'-0"		ELEVATION 645'-0"	
		PP&L, INC.		PP&L, INC.	
		SHEET NO. 1		SHEET NO. 1	
		C-1720		C-1720	

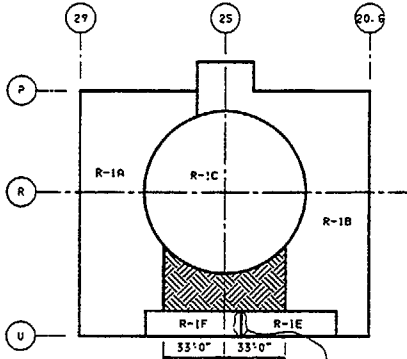
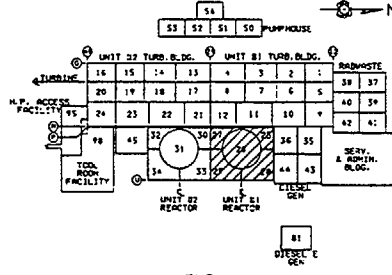
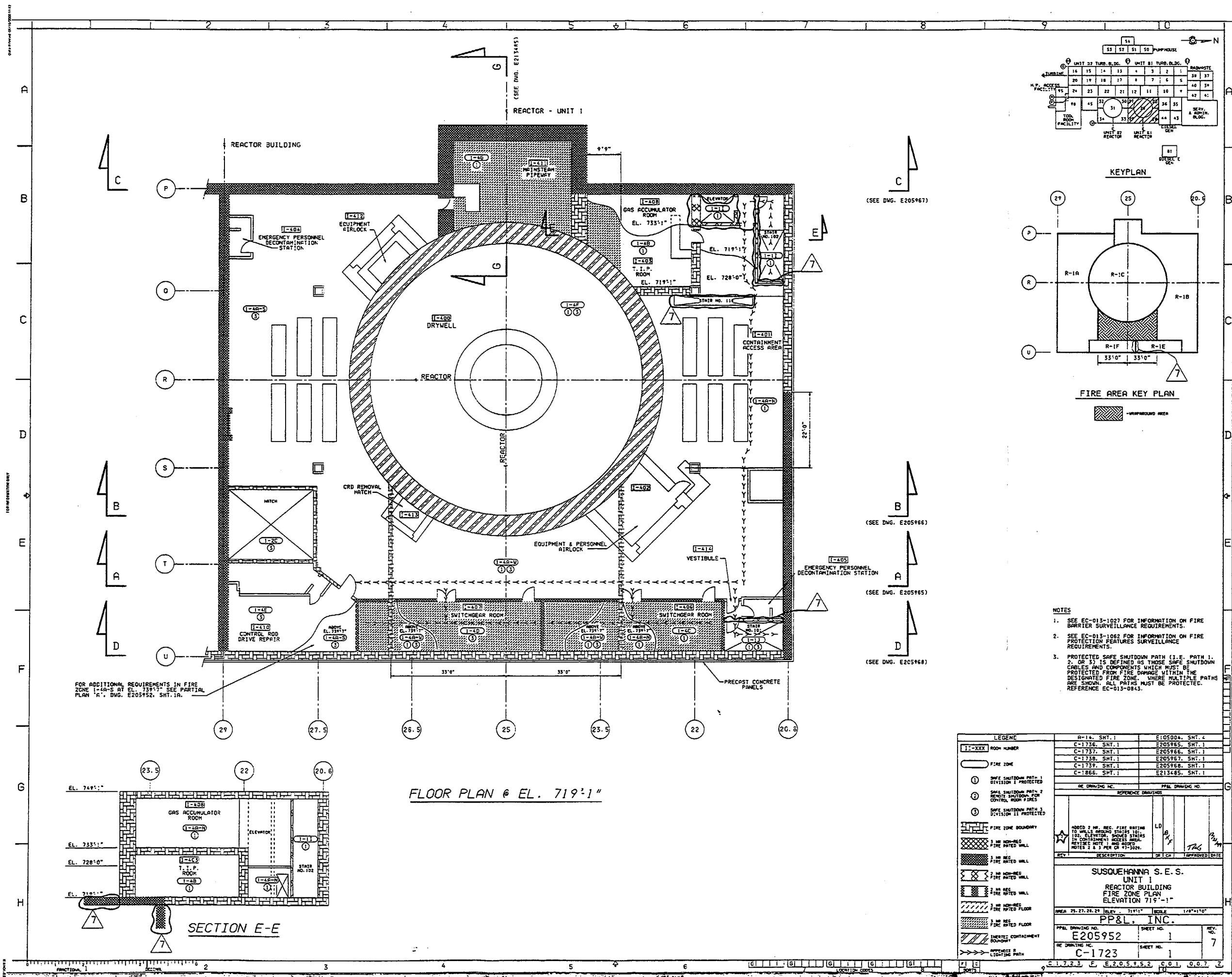










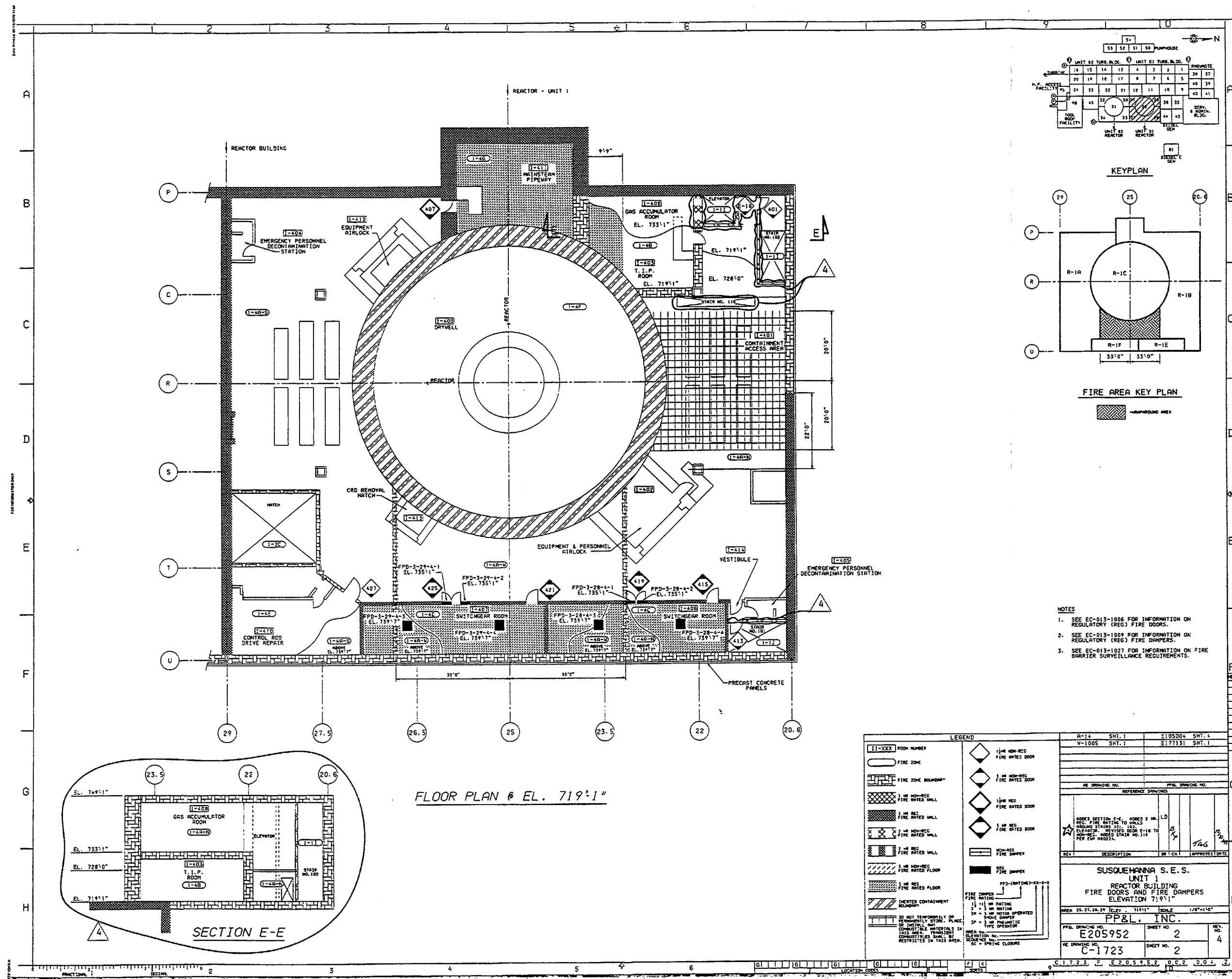


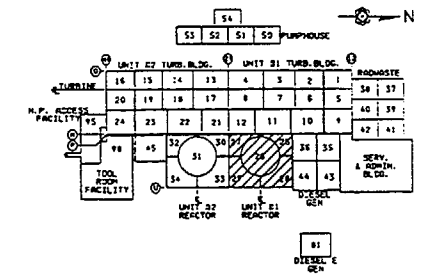
- NOTES
1. SEE EC-013-1027 FOR INFORMATION ON FIRE BARRIER SURVEILLANCE REQUIREMENTS.
 2. SEE EC-013-1062 FOR INFORMATION ON FIRE PROTECTION FEATURES SURVEILLANCE REQUIREMENTS.
 3. PROTECTED SAFE SHUTDOWN PATH (I.E. PATH 1, 2, OR 3) IS DEFINED AS THOSE SAFE SHUTDOWN CABLES AND COMPONENTS WHICH MUST BE PROTECTED FROM FIRE DAMAGE WITHIN THE DESIGNATED FIRE ZONE. WHERE MULTIPLE PATHS ARE SHOWN, ALL PATHS MUST BE PROTECTED. REFERENCE EC-013-0843.

LEGEND		A-14, SHT. 1		E105004, SHT. 4	
11-XXX	ROOM NUMBER	C-1736, SHT. 1	E205965, SHT. 1	C-1737, SHT. 1	E205966, SHT. 1
	FIRE ZONE	C-1738, SHT. 1	E205967, SHT. 1	C-1739, SHT. 1	E205968, SHT. 1
1	SAFE SHUTDOWN PATH 1 DIVISION 1 PROTECTED	C-1866, SHT. 1	E213485, SHT. 1		
2	SAFE SHUTDOWN PATH 2 DIVISION 2 PROTECTED				
3	SAFE SHUTDOWN PATH 3 DIVISION 3 PROTECTED				
	FIRE ZONE BOUNDARY				
	3 HR. NON-REG. FIRE RATED WALL				
	3 HR. REG. FIRE RATED WALL				
	2 HR. NON-REG. FIRE RATED WALL				
	2 HR. REG. FIRE RATED WALL				
	3 HR. NON-REG. FIRE RATED FLOOR				
	3 HR. REG. FIRE RATED FLOOR				
	INTEGRAL CONTAINMENT BOUNDARY				
	APPROACH & LOADING PATH				

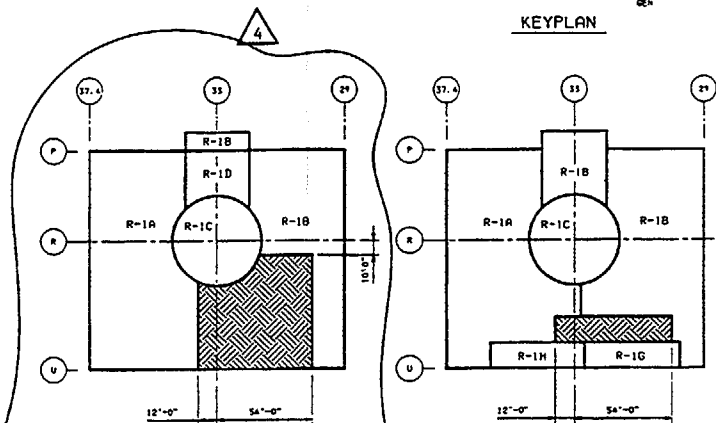
SUSQUEHANNA S.E.S. UNIT 1 REACTOR BUILDING FIRE ZONE PLAN ELEVATION 719'-1"	
PP&L, INC.	
PP&L DRAWING NO. E205952	SHEET NO. 1
PP&L DRAWING NO. C-1723	SHEET NO. 1

REV. NO.	7
DATE	1/2/73
BY	LD
CHECKED	LD
APPROVED	LD



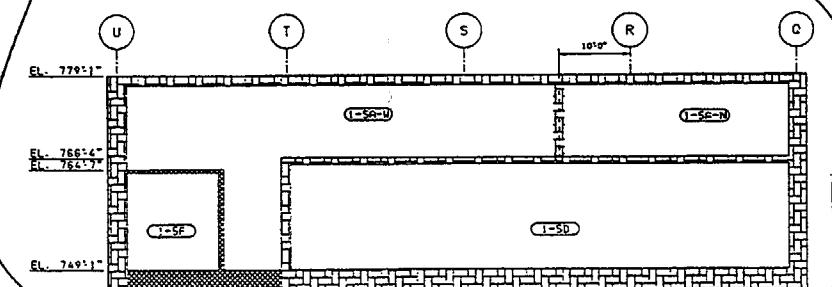


KEYPLAN



FIRE AREA KEY PLAN 766'-4"

FIRE AREA KEY PLAN 749'1"



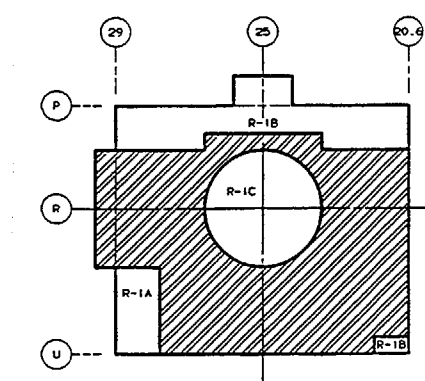
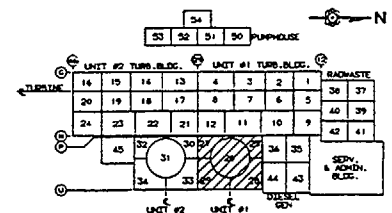
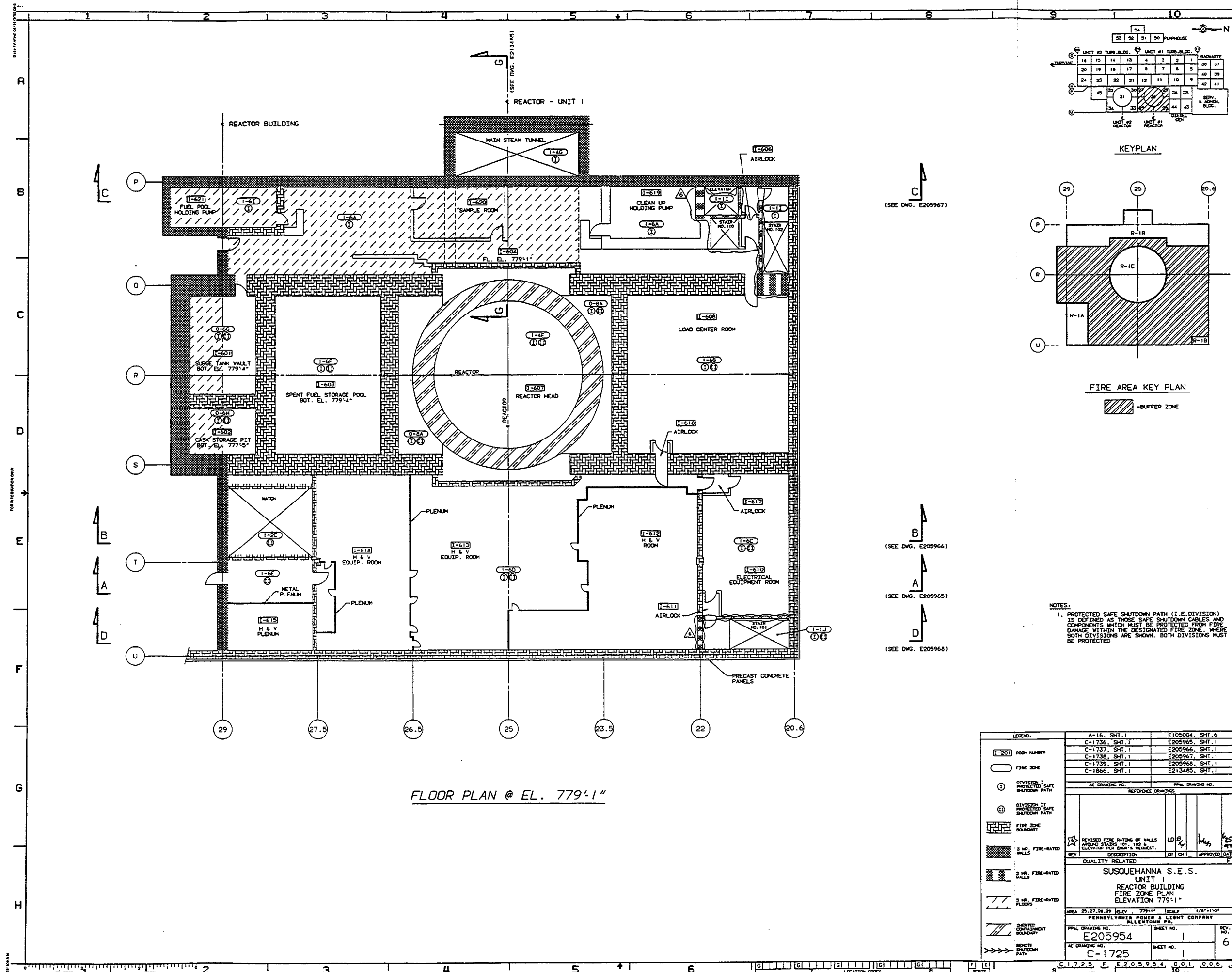
SECTION E-E

(N. T. S.)

NOTES

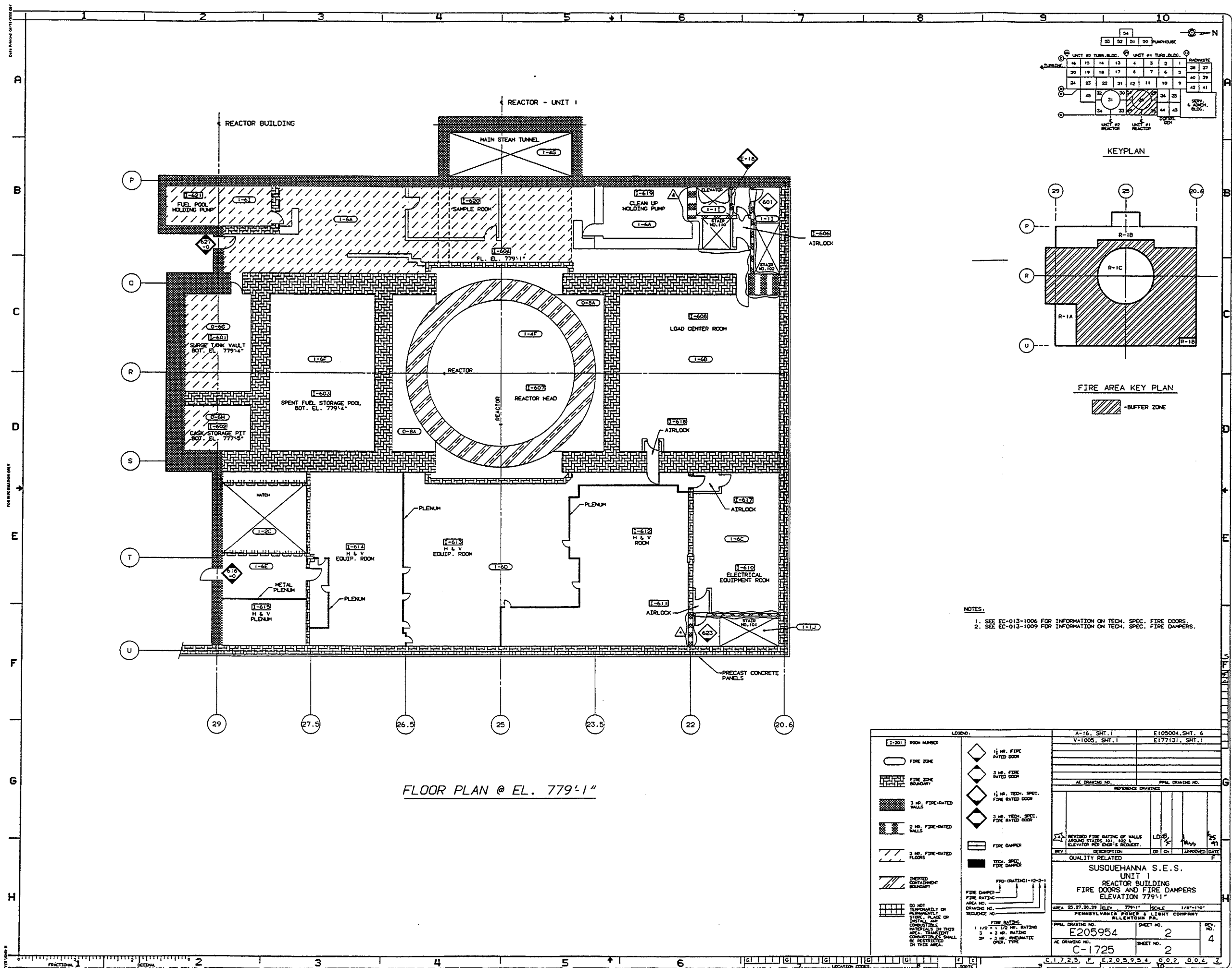
1. SEE EC-013-1027 FOR INFORMATION ON FIRE BARRIER SURVEILLANCE REQUIREMENTS.
2. SEE EC-013-1006 FOR INFORMATION ON REGULATORY (REG) FIRE DOORS.
3. SEE EC-013-1009 FOR INFORMATION ON REGULATORY (REG) FIRE DAMPERS.

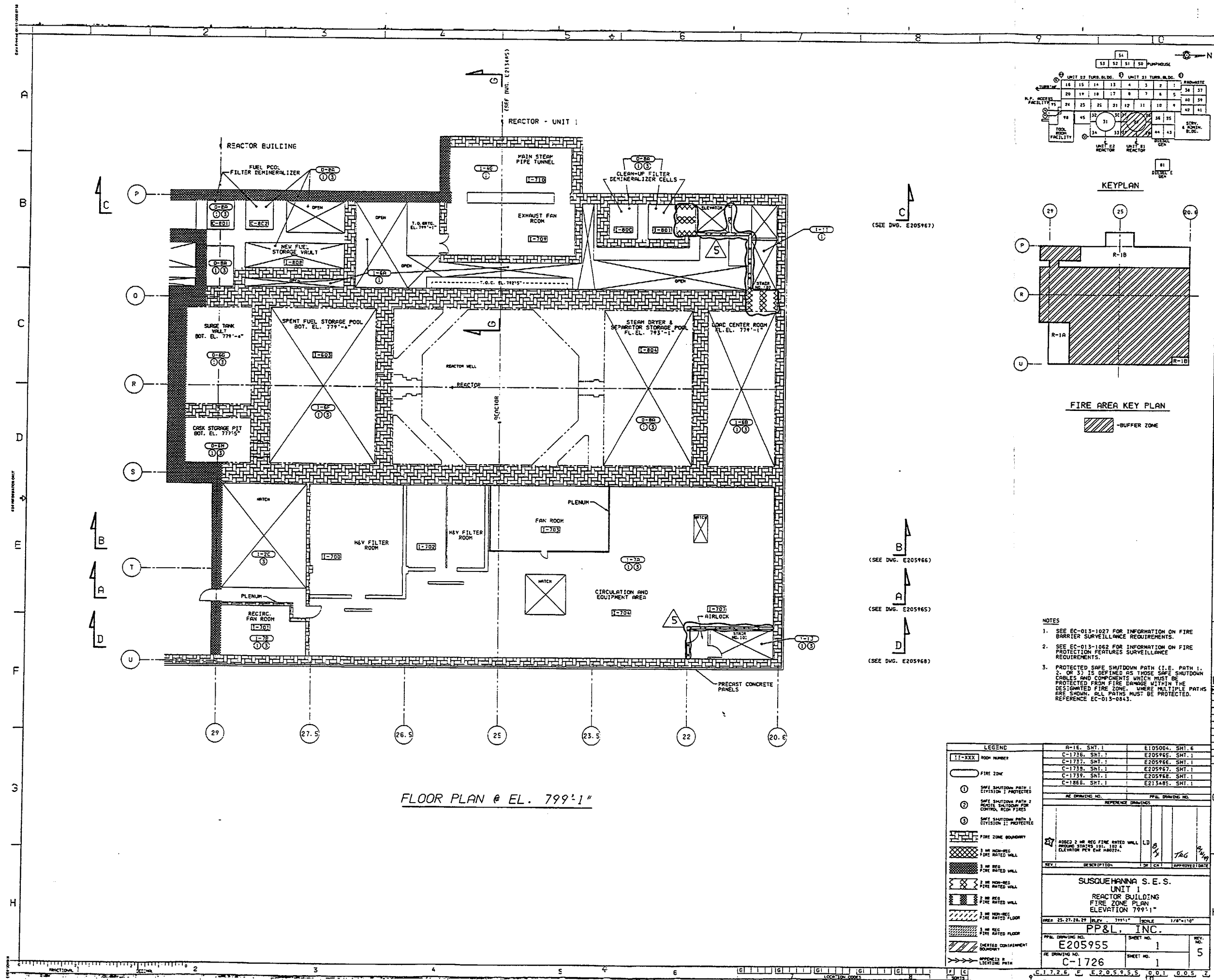
LEGEND		A-15. SHT. 5 Y-1005. SHT. 1		E1050004. SHT. 5 E177131. SHT. 1	
1-1-XXX ROOM NUMBER	1/2 HR NON-REG FIRE RATED DOOR				
FIRE ZONE	3 HR NON-REG FIRE RATED DOOR				
FIRE ZONE BOUNDARY	1/2 HR REG FIRE RATED DOOR	RE DRAWING NO. _____ PPAL DRAWING NO. _____ REFERENCE DRAWINGS _____			
3 HR NON-REG FIRE RATED WALL	1/2 HR REG FIRE RATED DOOR	ADD'D FIRE ZONE MAP PLAN FOR C-747110 SECTION C-64 DEVIATION REQUEST INFO REVISED FIRE BOUNDARY RATING ON WALKING STAIRS NO. 101 NO. 100 AND WALKING STAIRS ELEVATION. ALSO CHANGED DOOR E-177131 FROM REG. DOOR TO REG. DOOR			
3 HR REG FIRE RATED WALL	3 HR REG FIRE RATED DOOR				
3 HR NON-REG FIRE RATED WALL	NON-REG FIRE DAMPER				
3 HR REG FIRE RATED WALL	REG FIRE DAMPER				
3 HR NON-REG FIRE RATED FLOOR					
3 HR REG FIRE RATED FLOOR		SUSQUEHANNA S.E.S. UNIT 1 REACTOR BUILDING FIRE DOORS AND FIRE DAMPERS ELEVATION 749'-1"			
LIMITED CONTAINMENT BOUNDARY	FPF-GRATING-SI-X-3 FIRE DAMPER FIRE RATING 1 1/2 HR RATING 3A = 3 HR MOTOR OPERATED FIRE DAMPER 3P = 3 HR PNEUMATIC TYPE OPERATOR	AREA 25.27.28.29 ELEV. 749'-1" SCALE 1/8"=1'-0" PPAL, INC. PPAL DRAWING NO. E205953 SHEET NO. 2 RE DRAWING NO. C-1724 SHEET NO. 2			
DO NOT TEMPORARILY OR PERMANENTLY STORE, PLACE, OR INSTALL ANY COMBUSTIBLE MATERIALS IN THIS AREA. TRANSIENT COMBUSTIBLES SHALL BE RESTRICTED IN THIS AREA.	AREA NO. ELEVATION NO. DESIGN NO. SC = SPRING CLOSURE	REV. NO. 4 DATE 5/1/74			



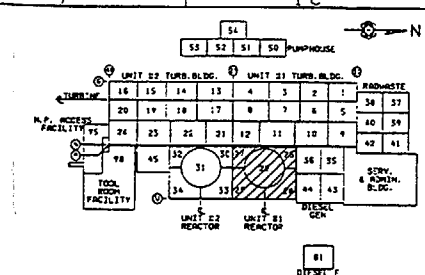
NOTES:
1. PROTECTED SAFE SHUTDOWN PATH (I.E. DIVISION) IS DEFINED AS THOSE SAFE SHUTDOWN CABLES AND COMPONENTS WHICH MUST BE PROTECTED FROM FIRE DAMAGE WITHIN THE DESIGNATED FIRE ZONE. WHERE BOTH DIVISIONS ARE SHOWN, BOTH DIVISIONS MUST BE PROTECTED

LEGEND:	A-16, SHT. 1	E105004, SHT. 6
[E-201] ROOM NUMBER	C-1736, SHT. 1	E205965, SHT. 1
[] FIRE ZONE	C-1737, SHT. 1	E205966, SHT. 1
[] DIVISION I PROTECTED SAFE SHUTDOWN PATH	C-1738, SHT. 1	E205967, SHT. 1
[] DIVISION II PROTECTED SAFE SHUTDOWN PATH	C-1739, SHT. 1	E205968, SHT. 1
[] FIRE ZONE BOUNDARY	C-1866, SHT. 1	E213485, SHT. 1
[] 3 HR. FIRE-RATED WALLS	AC DRAWING NO.	REF. DRAWING NO.
[] 2 HR. FIRE-RATED WALLS	REV.	DESCRIPTION
[] 3 HR. FIRE-RATED FLOORS	QUALITY RELATED	APPROVED DATE
[] SHOWN CONTAINMENT BOUNDARY	SUSQUEHANNA S.E.S.	
[] REMOTE SHUTDOWN PATH	UNIT 1	
	REACTOR BUILDING	
	FIRE ZONE PLAN	
	ELEVATION 779'-1"	
	AREA 25.27.26.29 ELEV. 779'-1"	SCALE 1/8"=1'-0"
	PENNSYLVANIA POWER & LIGHT COMPANY	
	ALLENTOWN, PA.	
	PRJ. DRAWING NO. E205954	SHEET NO. 1
	AC DRAWING NO. C-1725	SHEET NO. 1
		REV. NO. 6

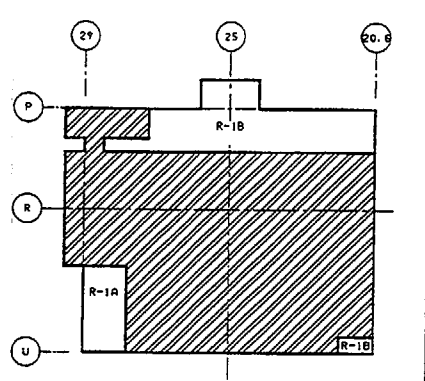




FLOOR PLAN @ EL. 799'-1"



KEYPLAN



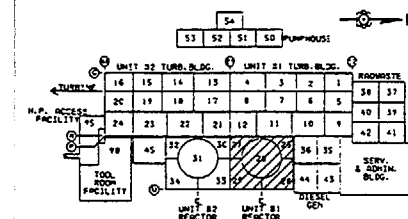
FIRE AREA KEY PLAN

- NOTES
1. SEE EC-013-1027 FOR INFORMATION ON FIRE BARRIER SURVEILLANCE REQUIREMENTS.
 2. SEE EC-013-1062 FOR INFORMATION ON FIRE PROTECTION FEATURES SURVEILLANCE REQUIREMENTS.
 3. PROTECTED SAFE SHUTDOWN PATH (I.E. PATH 1, 2, OR 3) IS DEFINED AS THOSE SAFE SHUTDOWN CABLES AND COMPONENTS WHICH MUST BE PROTECTED FROM FIRE DAMAGE WITHIN THE DESIGNATED FIRE ZONE. WHERE MULTIPLE PATHS ARE SHOWN, ALL PATHS MUST BE PROTECTED. REFERENCE EC-013-0843.

LEGEND	
11-XXX	ROOM NUMBER
[Symbol]	FIRE ZONE
①	SAFE SHUTDOWN PATH 1 DIVISION 1 PROTECTED
②	SAFE SHUTDOWN PATH 2 REFUGIUM SHUTDOWN FOR CONTROL ROOM FIRES
③	SAFE SHUTDOWN PATH 3 DIVISION 1 PROTECTED
[Symbol]	FIRE ZONE BOUNDARY
[Symbol]	3 HR NON-REC FIRE RATED WALL
[Symbol]	3 HR REC FIRE RATED WALL
[Symbol]	3 HR NON-REC FIRE RATED WALL
[Symbol]	3 HR REC FIRE RATED WALL
[Symbol]	3 HR NON-REC FIRE RATED FLOOR
[Symbol]	3 HR REC FIRE RATED FLOOR
[Symbol]	HEATED CONTAINMENT BOUNDARY
[Symbol]	APPROXIMATE LIGHTING PATH

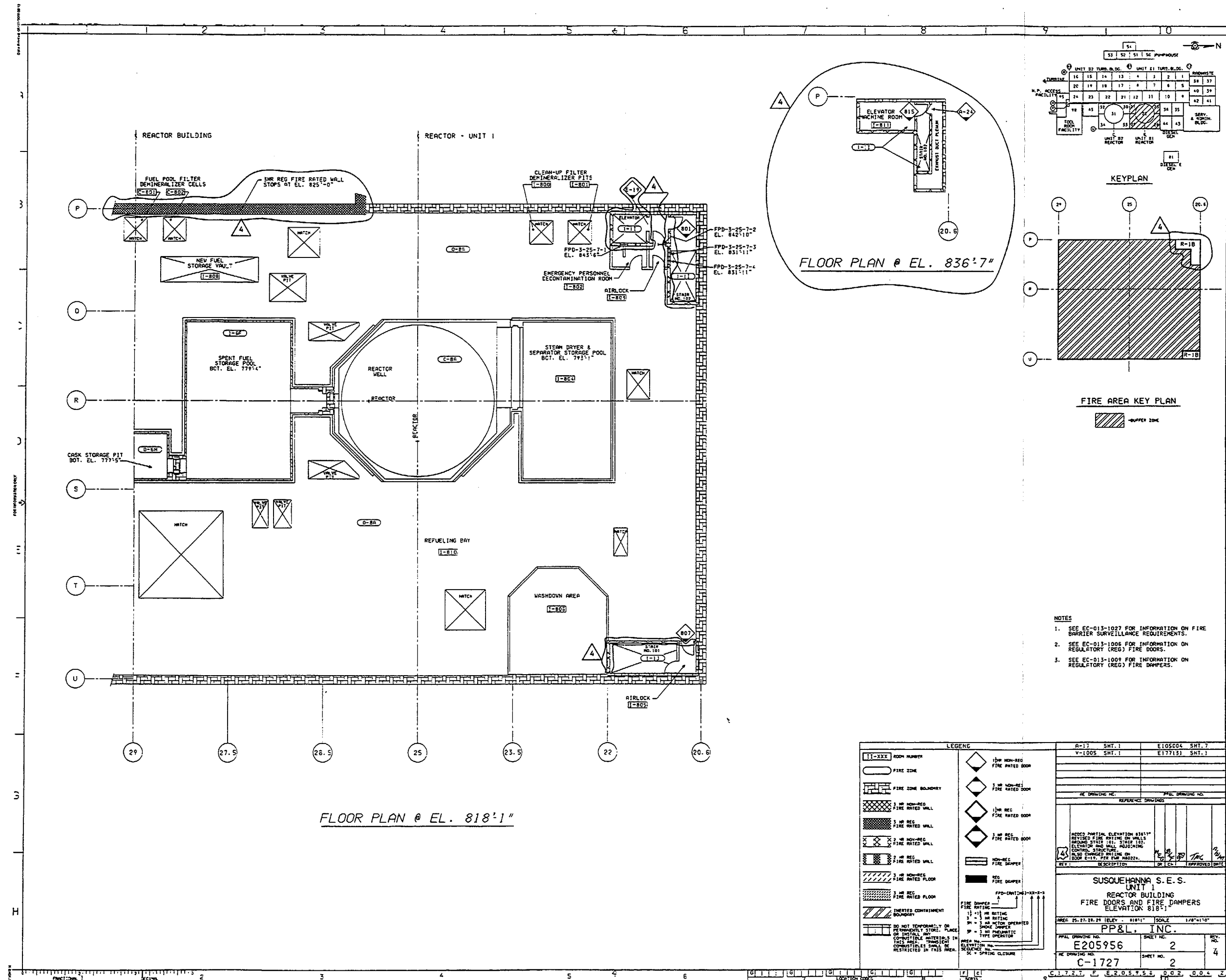
REVISIONS	
NO.	DESCRIPTION
1	ADDED 3 HR REC FIRE RATED WALL AROUND STORAGE 101, 102 & ELEVATOR PER EIR 840274.

SUSQUEHANNA S.E.S.	
UNIT 1	
REACTOR BUILDING	
FIRE ZONE PLAN	
ELEVATION 799'-1"	
PP&L, INC.	SCALE 1/8"=1'-0"
PP&L DRAWING NO. E205955	SHEET NO. 1
REV. DRAWING NO. C-1726	SHEET NO. 5

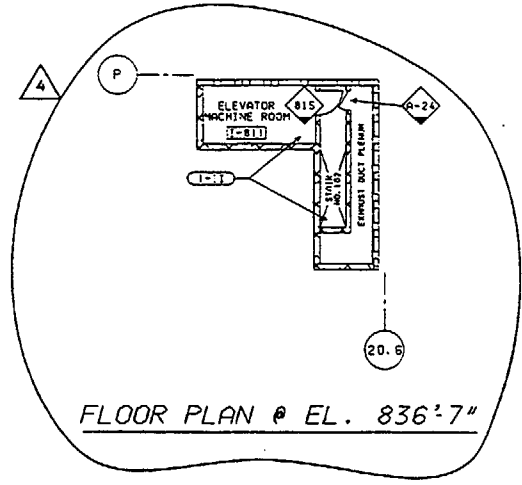
 -BUFFER ZONE

- NOTES**
1. SEE EC-013-1027 FOR INFORMATION ON FIRE BARRIER SURVEILLANCE REQUIREMENTS.
 2. SEE EC-013-1006 FOR INFORMATION ON REGULATORY (REG) FIRE DOORS.
 3. SEE EC-013-1009 FOR INFORMATION ON REGULATORY (REG) FIRE DAMPERS.

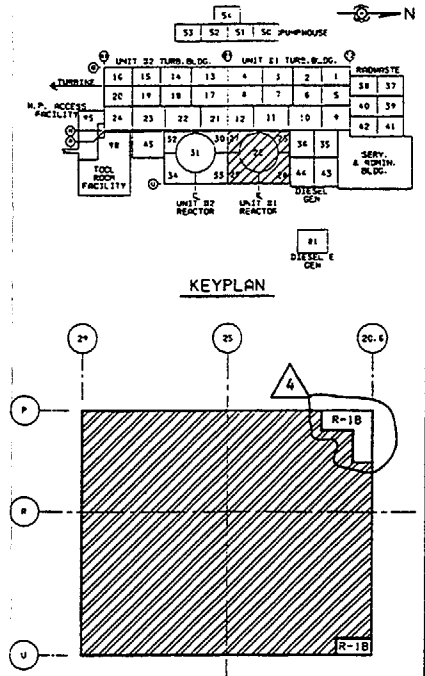
LEGEND		A-16, SMT.6		E105004, SMT.6	
1-1-XXX ROOM NUMBER		V-1005, SMT.1		E177151, SMT.1	
FIRE ZONE					
FIRE ZONE BOUNDARY					
2 NR NON-RATED FIRE RATED WALL					
3 NR RIG FIRE RATED WALL					
3 NR NON-RATED FIRE RATED WALL					
3 NR RIG FIRE RATED WALL					
3 NR NON-RATED FIRE RATED FLOOR					
3 NR RIG FIRE RATED FLOOR					
HEATED CONTAINMENT BOUNDARY					
DO NOT TEMPORARILY OR PERMANENTLY REMOVE, PLACE OR INSTALL ANY OBSTACLES, MATERIALS IN THIS AREA, TRANSPARENT OR TRANSLUCENT GLASS OR RESTRICTED IN THIS AREA.					
1/4" NR NON-RIG FIRE RATED DOOR 3/4" NR NON-RIG FIRE RATED DOOR 1/4" RIG FIRE RATED DOOR 3/4" RIG FIRE RATED DOOR NON-RIG FIRE DAMPER RIG FIRE DAMPER		RE DRAWING NO. _____ REFERENCE DRAWINGS _____ INCORP. DCH 90-0155, ADDED GLASSWIND AND STAIRS 101 & 102, REVISED DOOR 2-50 TO BE 1/4" NR NON-RIG FIRE-RATED PER ERM #8224 LD 1/4" R 3/4" R TAC 12/24/99		SUSQUEHANNA S.E.S. UNIT 1 REACTOR BUILDING FIRE DOORS AND FIRE DAMPERS ELEVATION 799-1 AREA 25.27.28.29 ELEV. = 799'1" SCALE 1/8"=1'-0" PP&L, INC. PP&L DRAWING NO. E205955 SHEET NO. 2 REV. NO. 4 RE DRAWING NO. C-1726 SHEET NO. 2 C-1726 E-205755 002 006 2	



FLOOR PLAN @ EL. 818'-1"



FLOOR PLAN @ EL. 836'-7"



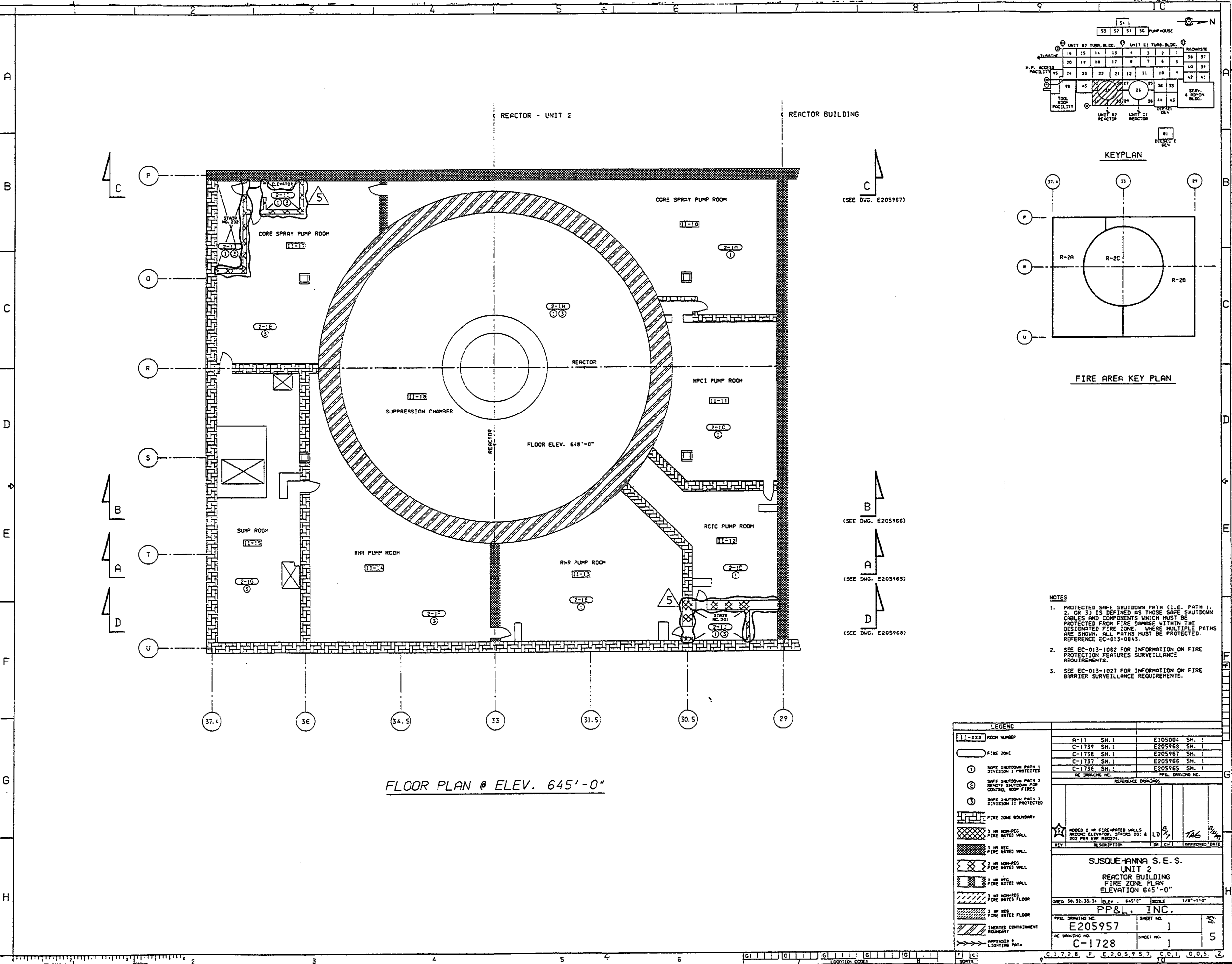
FIRE AREA KEY PLAN

- NOTES
- SEE EC-013-1027 FOR INFORMATION ON FIRE BARRIER SURVEILLANCE REQUIREMENTS.
 - SEE EC-013-1006 FOR INFORMATION ON REGULATORY (REG) FIRE DOORS.
 - SEE EC-013-1009 FOR INFORMATION ON REGULATORY (REG) FIRE DAMPERS.

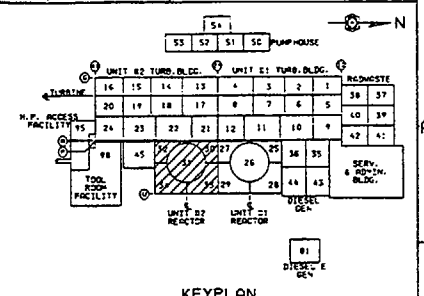
LEGEND	
11-XXX ROOM NUMBER	10W NON-REG FIRE RATED DOOR
--- FIRE ZONE	3W NON-REG FIRE RATED DOOR
--- FIRE ZONE BOUNDARY	10W REG FIRE RATED DOOR
--- 3W NON-REG FIRE RATED WALL	3W REG FIRE RATED DOOR
--- 3W REG FIRE RATED WALL	10W REG FIRE RATED DOOR
--- 2W NON-REG FIRE RATED WALL	3W REG FIRE RATED DOOR
--- 2W REG FIRE RATED WALL	NON-REG FIRE DAMPER
--- 3W NON-REG FIRE RATED FLOOR	REG FIRE DAMPER
--- 3W REG FIRE RATED FLOOR	FPD-001(2)-3-XX-3-3
--- EMERGENCY CONTAINMENT BOUNDARY	FIRE DAMPER
--- DO NOT TEMPORARILY OR PERMANENTLY STORE, PLACE OR INSTALL ANY COMBUSTIBLE MATERIALS IN THIS AREA. TRANSPARENT COMBUSTIBLES SHALL BE RESTRICTED IN THIS AREA.	11-11 1W RATING
	11-12 1W RATING
	11-13 1W RATING
	11-14 1W RATING
	11-15 1W RATING
	11-16 1W RATING
	11-17 1W RATING
	11-18 1W RATING
	11-19 1W RATING
	11-20 1W RATING
	11-21 1W RATING
	11-22 1W RATING
	11-23 1W RATING
	11-24 1W RATING
	11-25 1W RATING
	11-26 1W RATING
	11-27 1W RATING
	11-28 1W RATING
	11-29 1W RATING
	11-30 1W RATING
	11-31 1W RATING
	11-32 1W RATING
	11-33 1W RATING
	11-34 1W RATING
	11-35 1W RATING
	11-36 1W RATING
	11-37 1W RATING
	11-38 1W RATING
	11-39 1W RATING
	11-40 1W RATING
	11-41 1W RATING
	11-42 1W RATING
	11-43 1W RATING
	11-44 1W RATING
	11-45 1W RATING
	11-46 1W RATING
	11-47 1W RATING
	11-48 1W RATING
	11-49 1W RATING
	11-50 1W RATING
	11-51 1W RATING
	11-52 1W RATING
	11-53 1W RATING
	11-54 1W RATING
	11-55 1W RATING
	11-56 1W RATING
	11-57 1W RATING
	11-58 1W RATING
	11-59 1W RATING
	11-60 1W RATING
	11-61 1W RATING
	11-62 1W RATING
	11-63 1W RATING
	11-64 1W RATING
	11-65 1W RATING
	11-66 1W RATING
	11-67 1W RATING
	11-68 1W RATING
	11-69 1W RATING
	11-70 1W RATING
	11-71 1W RATING
	11-72 1W RATING
	11-73 1W RATING
	11-74 1W RATING
	11-75 1W RATING
	11-76 1W RATING
	11-77 1W RATING
	11-78 1W RATING
	11-79 1W RATING
	11-80 1W RATING
	11-81 1W RATING
	11-82 1W RATING
	11-83 1W RATING
	11-84 1W RATING
	11-85 1W RATING
	11-86 1W RATING
	11-87 1W RATING
	11-88 1W RATING
	11-89 1W RATING
	11-90 1W RATING
	11-91 1W RATING
	11-92 1W RATING
	11-93 1W RATING
	11-94 1W RATING
	11-95 1W RATING
	11-96 1W RATING
	11-97 1W RATING
	11-98 1W RATING
	11-99 1W RATING
	11-100 1W RATING

SUSQUEHANNA S.E.S. UNIT 1	
REACTOR BUILDING	
FIRE DOORS AND FIRE DAMPERS	
ELEVATION 818'-1"	
PP&L, INC.	
E205956	2
C-1727	2

DATE PLOTTED: 04/17/2008 14:11
100 INFORMATION ONLY
UNIT 2



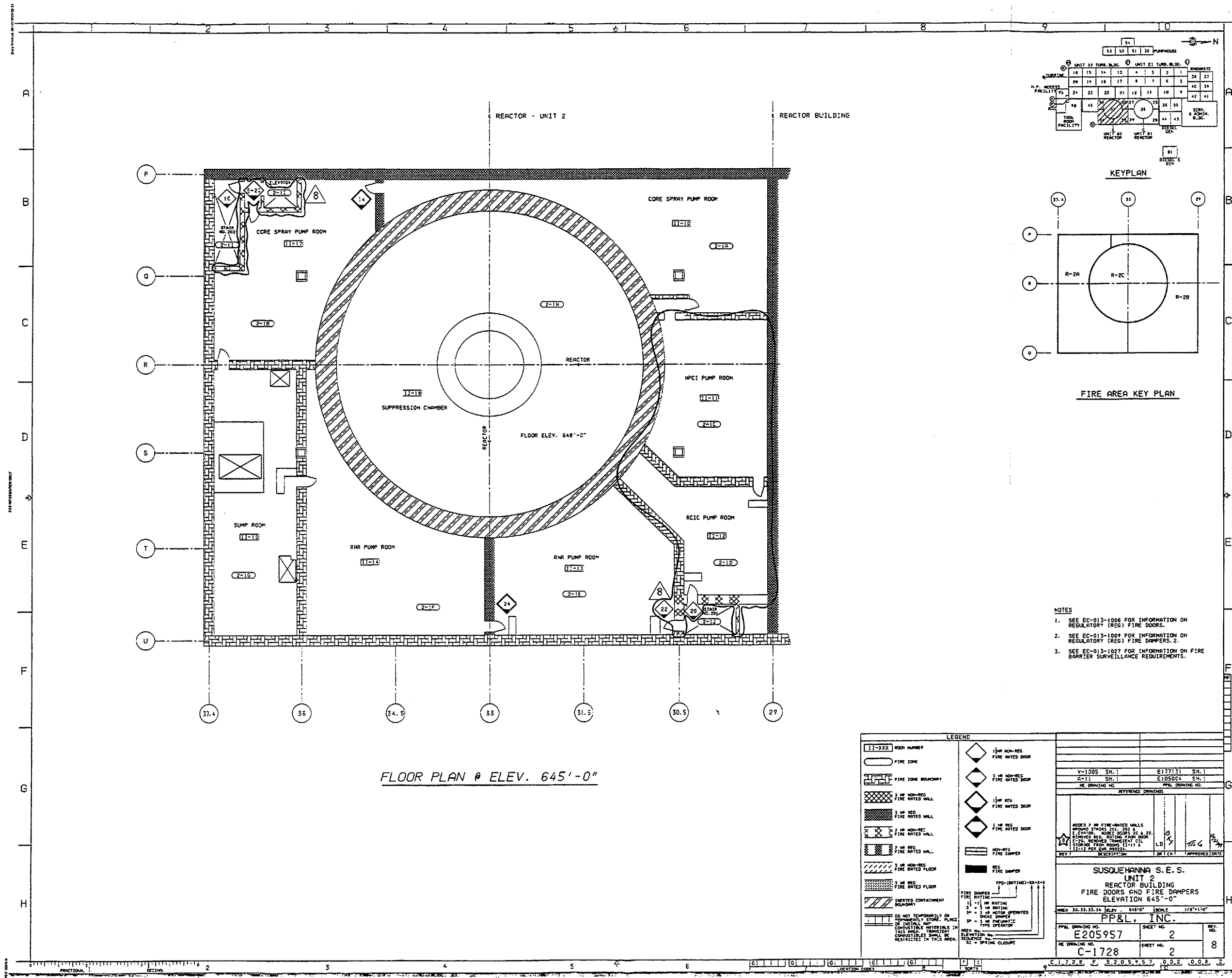
FLOOR PLAN @ ELEV. 645'-0"

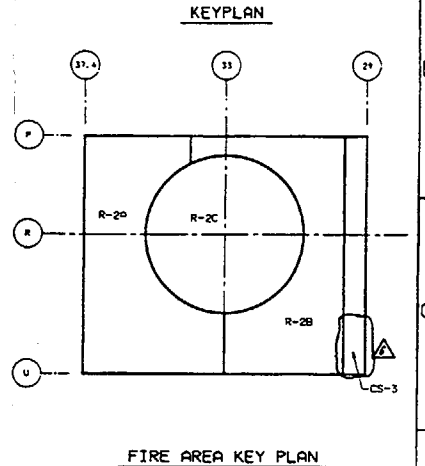
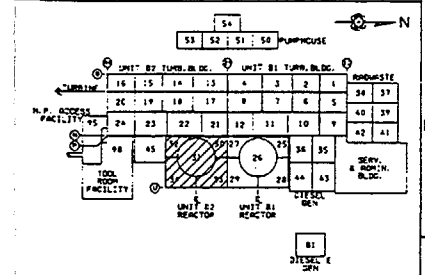
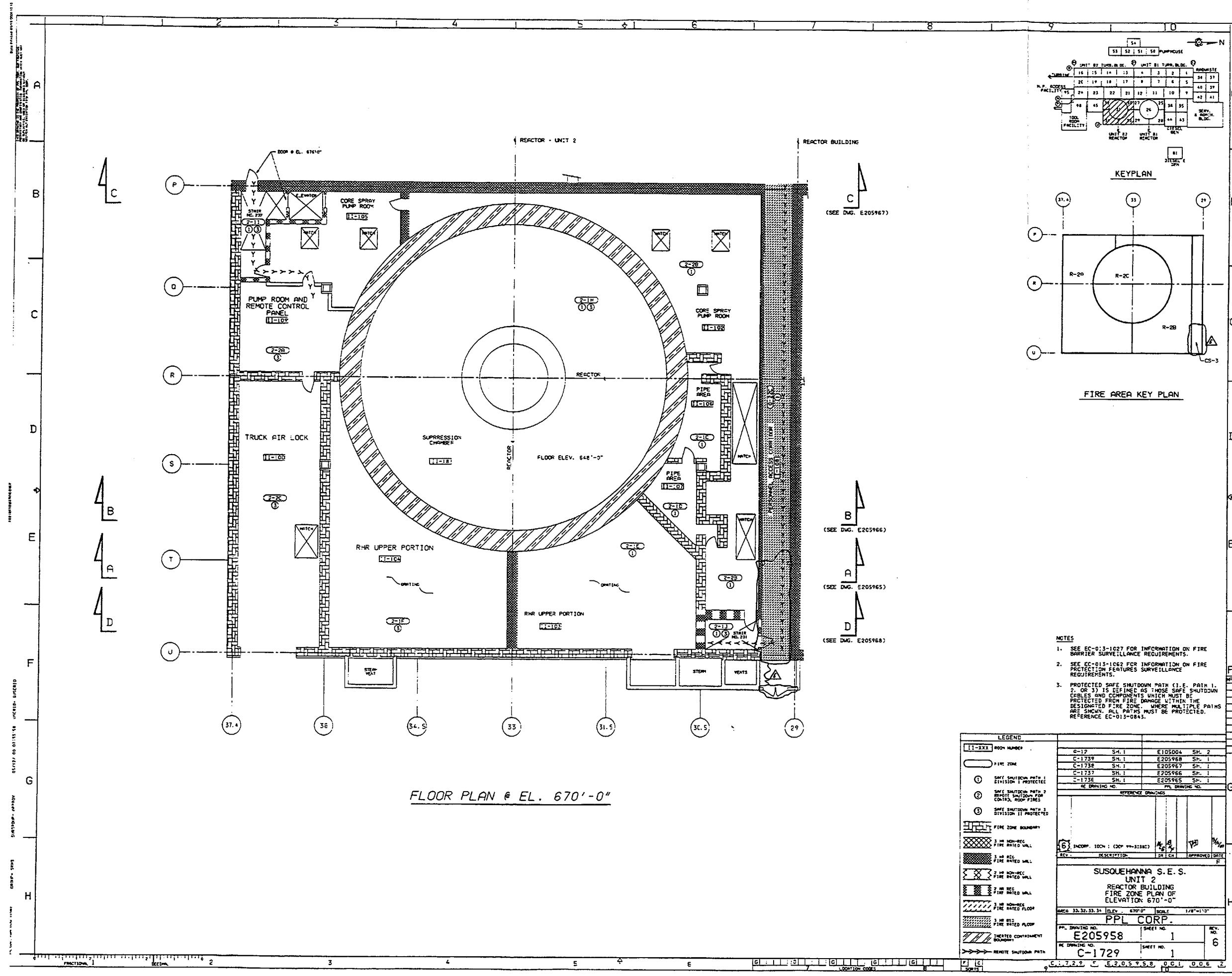


FIRE AREA KEY PLAN

- NOTES
1. PROTECTED SAFE SHUTDOWN PATH (I.E. PATH 1, 2, OR 3) IS DEFINED AS THOSE SAFE SHUTDOWN CABLES AND COMPONENTS WHICH MUST BE PROTECTED FROM FIRE DAMAGE WITHIN THE DESIGNATED FIRE ZONE. WHERE MULTIPLE PATHS ARE SHOWN, ALL PATHS MUST BE PROTECTED. REFERENCE EC-013-0845.
 2. SEE EC-013-1062 FOR INFORMATION ON FIRE PROTECTION FEATURES SURVEILLANCE REQUIREMENTS.
 3. SEE EC-013-1027 FOR INFORMATION ON FIRE BARRIER SURVEILLANCE REQUIREMENTS.

LEGEND			
11-XXX	ROOM NUMBER		
①	FIRE ZONE		
②	SAFE SHUTDOWN PATH 1 DIVISION 1 PROTECTED		
③	SAFE SHUTDOWN PATH 2 REMOTE SHUTDOWN FOR CONTROL ROOM FIRES		
④	SAFE SHUTDOWN PATH 3 DIVISION 11 PROTECTED		
---	FIRE ZONE BOUNDARY		
---	3 HR NON-REG FIRE RATED WALL		
---	3 HR REG FIRE RATED WALL		
---	2 HR NON-REG FIRE RATED WALL		
---	2 HR REG FIRE RATED WALL		
---	1 HR NON-REG FIRE RATED FLOOR		
---	3 HR REG FIRE RATED FLOOR		
---	UNPROTECTED CONTAINMENT BOUNDARY		
---	APPENDIX B LIGHTING PATH		
SUSQUEHANNA S.E.S. UNIT 2 REACTOR BUILDING FIRE ZONE PLAN ELEVATION 645'-0"			
PP&L, INC.			
E205957			
C-1728			





- NOTES
- SEE EC-013-1027 FOR INFORMATION ON FIRE BARRIER SURVEILLANCE REQUIREMENTS.
 - SEE EC-013-1062 FOR INFORMATION ON FIRE PROTECTION FEATURES SURVEILLANCE REQUIREMENTS.
 - PROTECTED SAFE SHUTDOWN PATH (I.E. PATH 1, 2, OR 3) IS DEFINED AS THOSE SAFE SHUTDOWN CABLES AND COMPONENTS WHICH MUST BE PROTECTED FROM FIRE DAMAGE WITHIN THE DESIGNATED FIRE ZONE. WHERE MULTIPLE PATHS ARE SHOWN, ALL PATHS MUST BE PROTECTED. REFERENCE EC-013-0843.

LEGEND			
11-XXX	ROOM NUMBER	C-17	SH. 1
---	FIRE ZONE	C-1739	SH. 1
①	SAFE SHUTDOWN PATH 1 DIVISION I PROTECTED	C-1738	SH. 1
②	SAFE SHUTDOWN PATH 2 DIVISION I PROTECTED	C-1737	SH. 1
③	SAFE SHUTDOWN PATH 3 DIVISION II PROTECTED	C-1736	SH. 1
---	FIRE ZONE BOUNDARY	C-1735	SH. 1
---	3 IN. NON-REC. FIRE RATED WALL	C-1734	SH. 1
---	3 IN. REC. FIRE RATED WALL	C-1733	SH. 1
---	2 IN. NON-REC. FIRE RATED WALL	C-1732	SH. 1
---	2 IN. REC. FIRE RATED WALL	C-1731	SH. 1
---	3 IN. NON-REC. FIRE RATED FLOOR	C-1730	SH. 1
---	3 IN. REC. FIRE RATED FLOOR	C-1729	SH. 1
---	INCREASING CONTAINMENT BOUNDARY	C-1728	SH. 1
---	REMOTE SHUTDOWN PATH	C-1727	SH. 1

INCORP. 100% (DO NOT SCALE)	REV. 1	DESCRIPTION	DATE	APPROVED
6	1			

SUSQUEHANNA S.E.S.
UNIT 2
REACTOR BUILDING
FIRE ZONE PLAN OF
ELEVATION 670'-0"

SCALE 1/8"=1'-0"

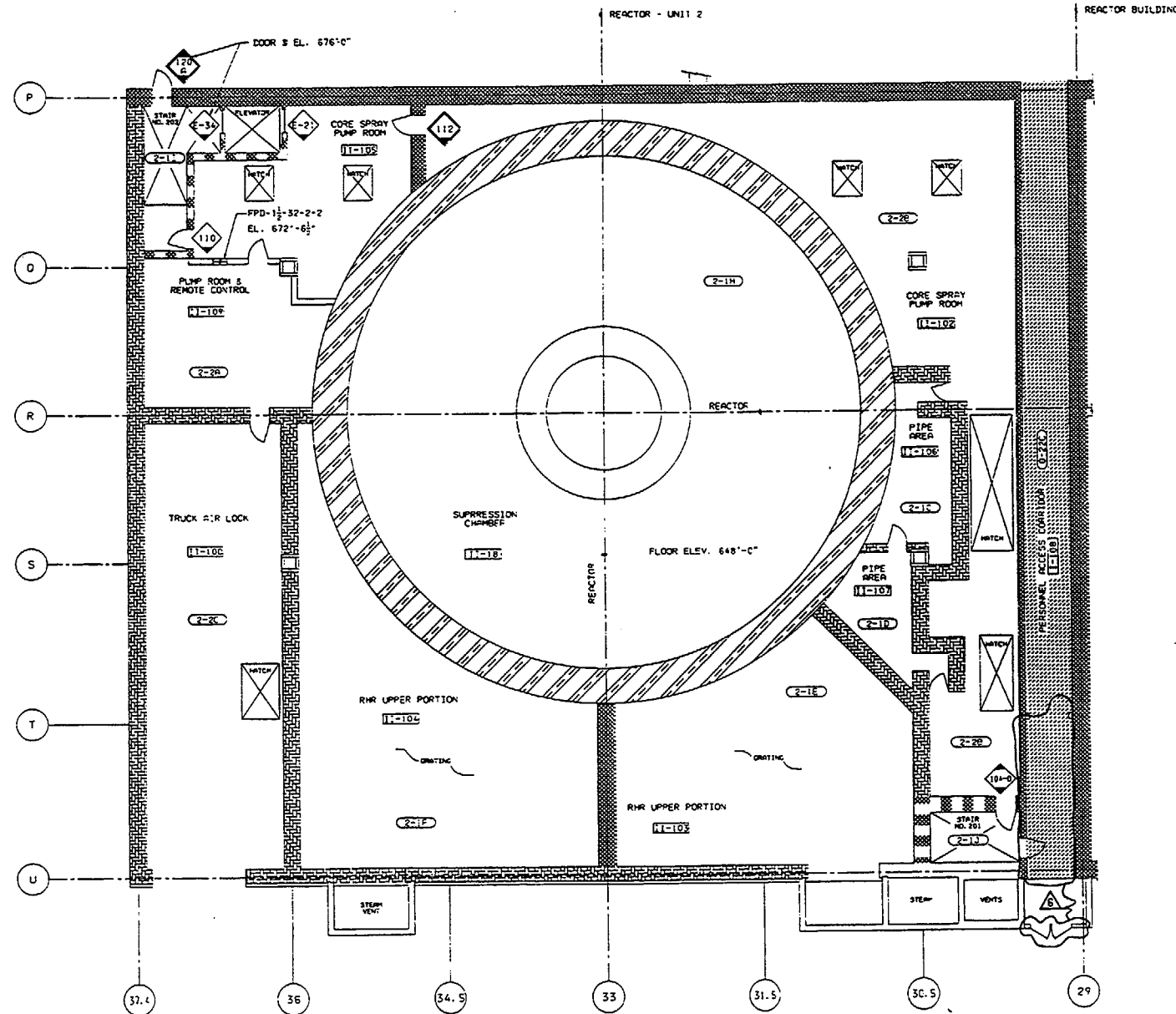
PP. DRAWING NO. E205958 SHEET NO. 1

REV. NO. 6

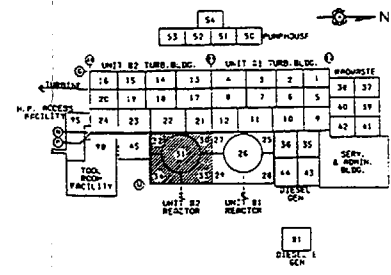
REV. NO. 1

C-1729

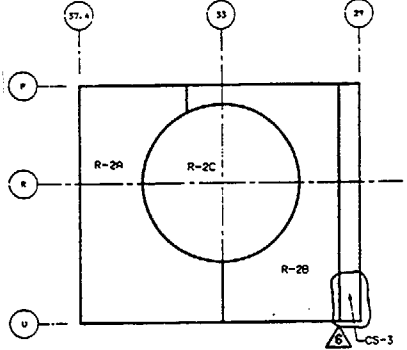
REACTOR BUILDING UNIT 2
FLOOR PLAN @ EL. 670'-0"
SUSQUEHANNA S.E.S.
PPL CORP.
E205958
C-1729



FLOOR PLAN @ EL. 670'-0"



KEYPLAN

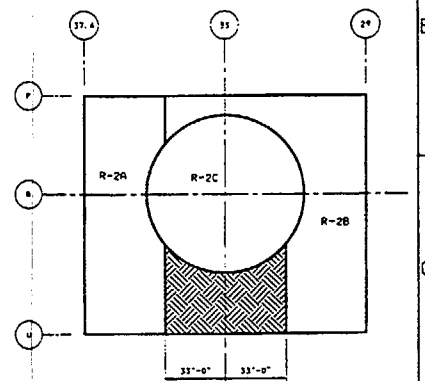
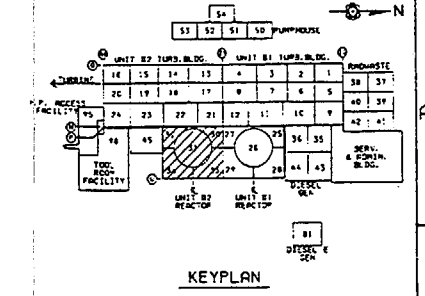
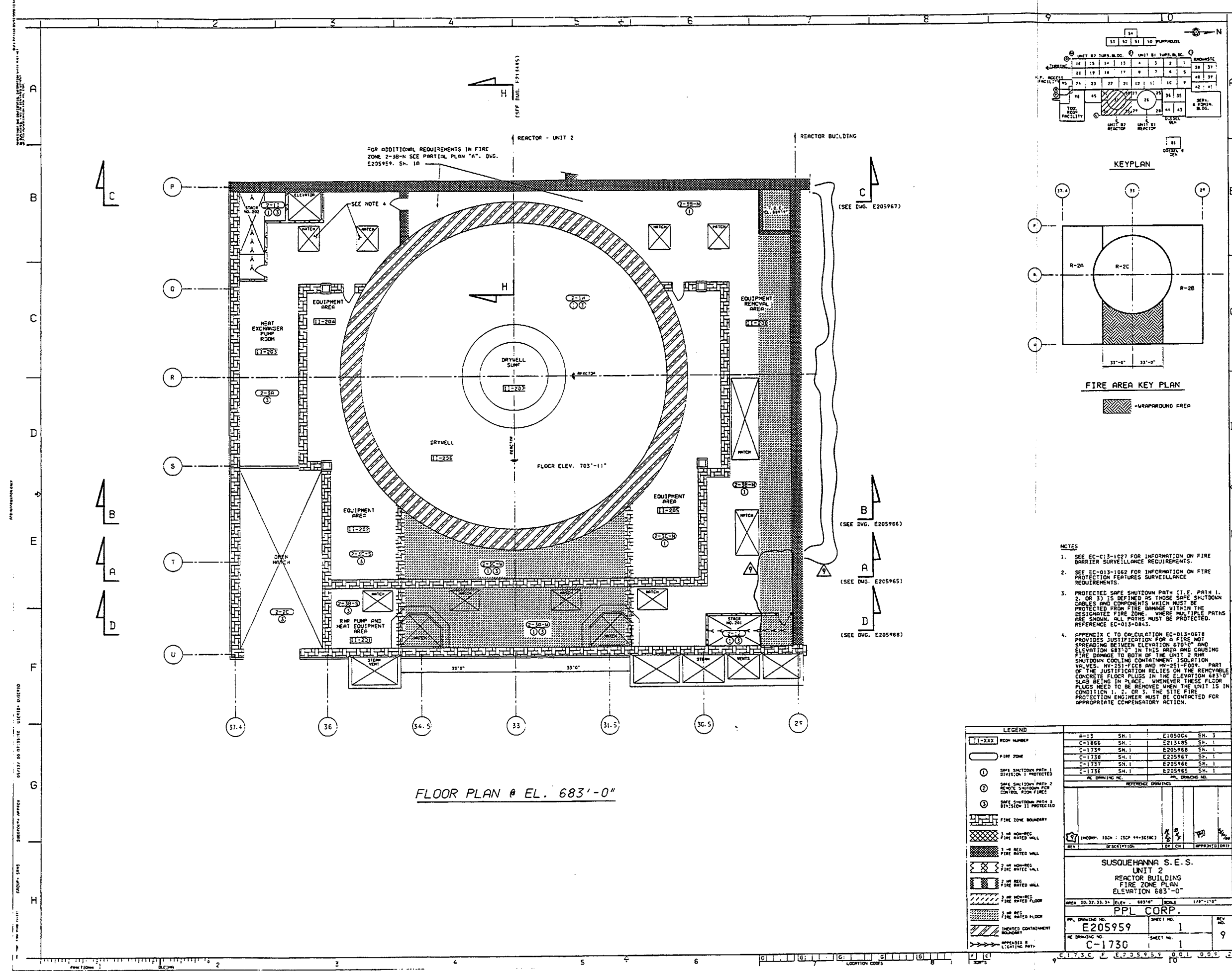


FIRE AREA KEY PLAN

- NOTES
- SEE EC-013-1027 FOR INFORMATION ON FIRE BARRIER SURVEILLANCE REQUIREMENTS.
 - SEE EC-013-1006 FOR INFORMATION ON REGULATORY (REG) FIRE DOORS.
 - SEE EC-013-1009 FOR INFORMATION ON REGULATORY (REG) FIRE DAMPERS.

LEGEND	
11-XXX ROOM NUMBER	1/4" NON-REG FIRE RATED DOOR
11-XXX FIRE ZONE	3/4" NON-REG FIRE RATED DOOR
11-XXX FIRE ZONE BOUNDARY	1/4" REG FIRE RATED DOOR
11-XXX 3/4" NON-REG FIRE RATED WALL	3/4" REG FIRE RATED DOOR
11-XXX 3/4" REG FIRE RATED WALL	1/4" REG FIRE RATED DOOR
11-XXX 3/4" NON-REG FIRE RATED WALL	3/4" REG FIRE RATED DOOR
11-XXX 3/4" REG FIRE RATED WALL	1/4" REG FIRE RATED DOOR
11-XXX 3/4" NON-REG FIRE RATED FLOOR	NON-REG FIRE DAMPER
11-XXX 3/4" REG FIRE RATED FLOOR	REG FIRE DAMPER
11-XXX INSERTED CONTAINMENT BOUNDARY	11-XXX FIRE DAMPER
DO NOT TEMPORARILY OR PERMANENTLY STORE, PLACE OR INSTALL ANY COMBUSTIBLE MATERIALS IN THIS AREA. TRANSPARENT COMBUSTIBLES SHALL BE RESTRICTED IN THIS AREA.	

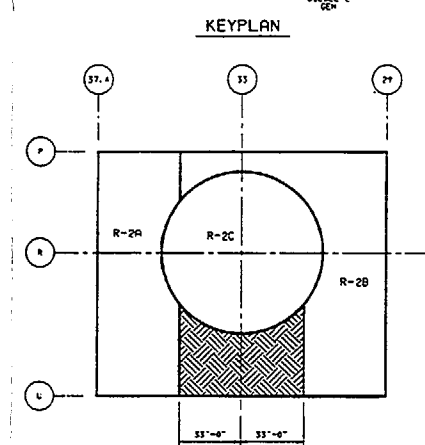
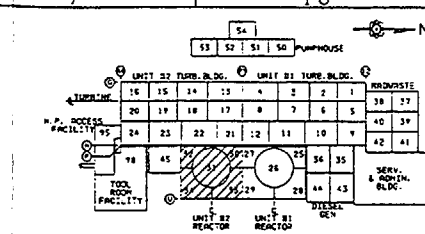
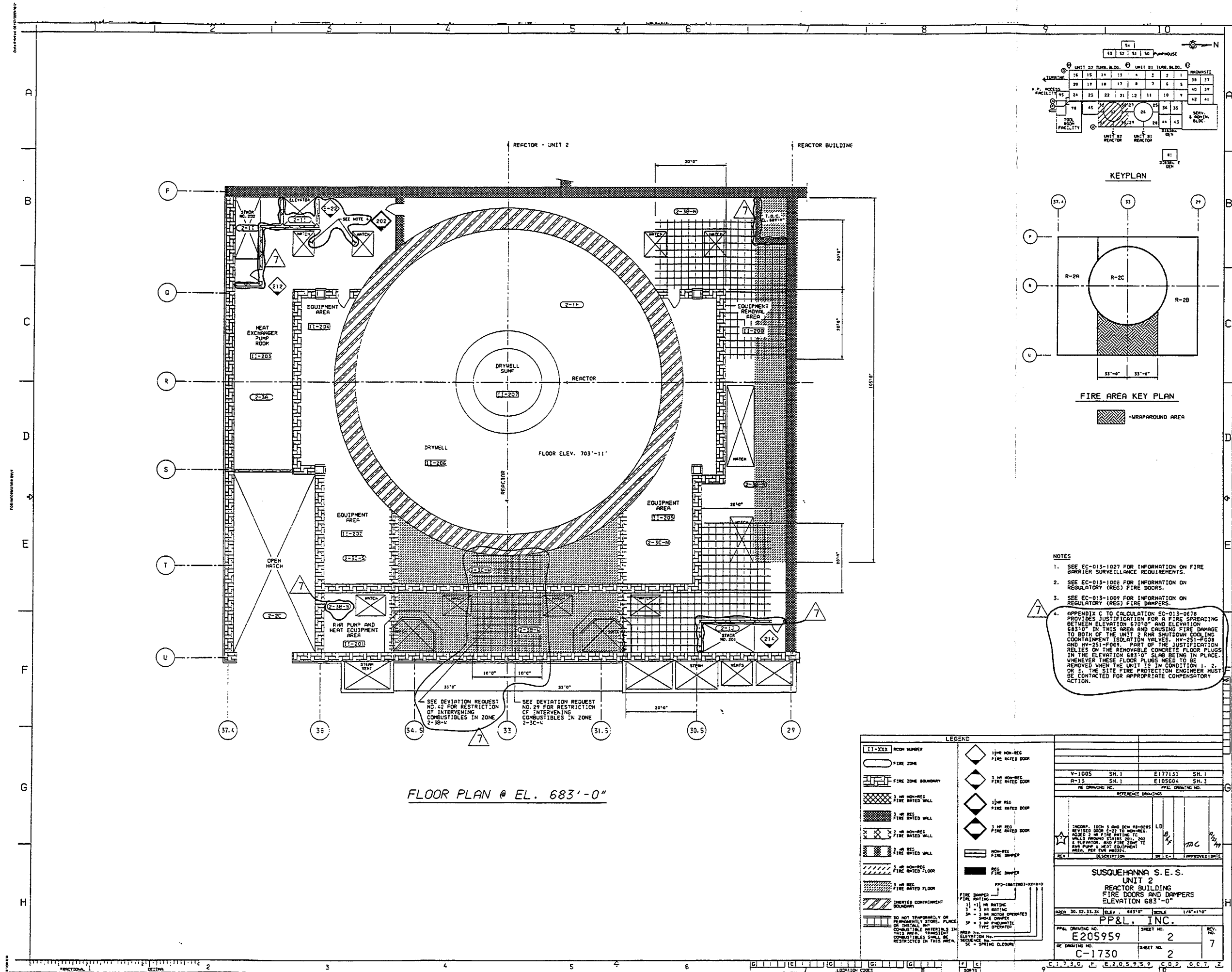
SUSQUEHANNA S.E.S.	
UNIT 2	
REACTOR BUILDING	
FIRE DOORS AND FIRE DAMPERS	
ELEVATION 670'-0"	
PPL CORP.	
PPL DRAWING NO.	E205958
REV.	C-1729
SHEET NO.	2
TOTAL SHEETS	6



FIRE AREA KEY PLAN

- NOTES
1. SEE EC-C13-1027 FOR INFORMATION ON FIRE BARRIER SURVEILLANCE REQUIREMENTS.
 2. SEE EC-C13-1052 FOR INFORMATION ON FIRE PROTECTION FEATURES SURVEILLANCE REQUIREMENTS.
 3. PROTECTED SAFE SHUTDOWN PATH (I.E. PATH 1, 2, OR 3) IS DEFINED AS THOSE SAFE SHUTDOWN CABLES AND COMPONENTS WHICH MUST BE PROTECTED FROM FIRE DAMAGE WITHIN THE DESIGNATED FIRE ZONE. WHERE MULTIPLE PATHS ARE SHOWN, ALL PATHS MUST BE PROTECTED. REFERENCE EC-013-0843.
 4. APPENDIX C TO CALCULATION EC-013-0878 PROVIDES JUSTIFICATION FOR A FIRE NOT SPREADING BETWEEN ELEVATION 670'-0" AND ELEVATION 683'-0" IN THIS AREA AND CAUSING FIRE DAMAGE TO BOTH OF THE UNIT 2 RHR SHUTDOWN COOLING CONTAINMENT ISOLATION VALVES, HV-251-105B AND HV-251-105A. PART OF THE JUSTIFICATION RELIES ON THE REMOVABLE CONCRETE FLOOR PLUGS IN THE ELEVATION 683'-0" SLAB BEING IN PLACE. WHENEVER THESE FLOOR PLUGS NEED TO BE REMOVED WHEN THE UNIT IS IN CONDITION 1, 2, OR 3, THE SITE FIRE PROTECTION ENGINEER MUST BE CONTACTED FOR APPROPRIATE COMPENSATORY ACTION.

LEGEND		A-13		E105004		SH. 3	
1-XXX	ROOM NUMBER	C-1856	SH. 1	E213485	SH. 1	C-1739	SH. 1
1	FIRE ZONE	C-1739	SH. 1	E205968	SH. 1	C-1738	SH. 1
2	SAFE SHUTDOWN PATH 1 DIVISION 1 PROTECTED	C-1738	SH. 1	E205967	SH. 1	C-1737	SH. 1
3	SAFE SHUTDOWN PATH 2 REMOTE SHUTDOWN FOR CONTROL ROOM FIRE	C-1737	SH. 1	E205966	SH. 1	C-1736	SH. 1
4	SAFE SHUTDOWN PATH 3 DIVISION 11 PROTECTED	C-1736	SH. 1	E205965	SH. 1		
5	FIRE ZONE BOUNDARY						
6	2 HR MINIMUM FIRE RATED WALL						
7	2 HR MINIMUM FIRE RATED WALL						
8	2 HR MINIMUM FIRE RATED WALL						
9	2 HR MINIMUM FIRE RATED WALL						
10	2 HR MINIMUM FIRE RATED WALL						
11	2 HR MINIMUM FIRE RATED WALL						
12	2 HR MINIMUM FIRE RATED WALL						
13	2 HR MINIMUM FIRE RATED WALL						
14	2 HR MINIMUM FIRE RATED WALL						
15	2 HR MINIMUM FIRE RATED WALL						
16	2 HR MINIMUM FIRE RATED WALL						
17	2 HR MINIMUM FIRE RATED WALL						
18	2 HR MINIMUM FIRE RATED WALL						
19	2 HR MINIMUM FIRE RATED WALL						
20	2 HR MINIMUM FIRE RATED WALL						
21	2 HR MINIMUM FIRE RATED WALL						
22	2 HR MINIMUM FIRE RATED WALL						
23	2 HR MINIMUM FIRE RATED WALL						
24	2 HR MINIMUM FIRE RATED WALL						
25	2 HR MINIMUM FIRE RATED WALL						
26	2 HR MINIMUM FIRE RATED WALL						
27	2 HR MINIMUM FIRE RATED WALL						
28	2 HR MINIMUM FIRE RATED WALL						
29	2 HR MINIMUM FIRE RATED WALL						
30	2 HR MINIMUM FIRE RATED WALL						
31	2 HR MINIMUM FIRE RATED WALL						
32	2 HR MINIMUM FIRE RATED WALL						
33	2 HR MINIMUM FIRE RATED WALL						
34	2 HR MINIMUM FIRE RATED WALL						
35	2 HR MINIMUM FIRE RATED WALL						
36	2 HR MINIMUM FIRE RATED WALL						
37	2 HR MINIMUM FIRE RATED WALL						
38	2 HR MINIMUM FIRE RATED WALL						
39	2 HR MINIMUM FIRE RATED WALL						
40	2 HR MINIMUM FIRE RATED WALL						
41	2 HR MINIMUM FIRE RATED WALL						
42	2 HR MINIMUM FIRE RATED WALL						
43	2 HR MINIMUM FIRE RATED WALL						
44	2 HR MINIMUM FIRE RATED WALL						
45	2 HR MINIMUM FIRE RATED WALL						
46	2 HR MINIMUM FIRE RATED WALL						
47	2 HR MINIMUM FIRE RATED WALL						
48	2 HR MINIMUM FIRE RATED WALL						
49	2 HR MINIMUM FIRE RATED WALL						
50	2 HR MINIMUM FIRE RATED WALL						
51	2 HR MINIMUM FIRE RATED WALL						
52	2 HR MINIMUM FIRE RATED WALL						
53	2 HR MINIMUM FIRE RATED WALL						
54	2 HR MINIMUM FIRE RATED WALL						
55	2 HR MINIMUM FIRE RATED WALL						
56	2 HR MINIMUM FIRE RATED WALL						
57	2 HR MINIMUM FIRE RATED WALL						
58	2 HR MINIMUM FIRE RATED WALL						
59	2 HR MINIMUM FIRE RATED WALL						
60	2 HR MINIMUM FIRE RATED WALL						
61	2 HR MINIMUM FIRE RATED WALL						
62	2 HR MINIMUM FIRE RATED WALL						
63	2 HR MINIMUM FIRE RATED WALL						
64	2 HR MINIMUM FIRE RATED WALL						
65	2 HR MINIMUM FIRE RATED WALL						
66	2 HR MINIMUM FIRE RATED WALL						
67	2 HR MINIMUM FIRE RATED WALL						
68	2 HR MINIMUM FIRE RATED WALL						
69	2 HR MINIMUM FIRE RATED WALL						
70	2 HR MINIMUM FIRE RATED WALL						
71	2 HR MINIMUM FIRE RATED WALL						
72	2 HR MINIMUM FIRE RATED WALL						
73	2 HR MINIMUM FIRE RATED WALL						
74	2 HR MINIMUM FIRE RATED WALL						
75	2 HR MINIMUM FIRE RATED WALL						
76	2 HR MINIMUM FIRE RATED WALL						
77	2 HR MINIMUM FIRE RATED WALL						
78	2 HR MINIMUM FIRE RATED WALL						
79	2 HR MINIMUM FIRE RATED WALL						
80	2 HR MINIMUM FIRE RATED WALL						
81	2 HR MINIMUM FIRE RATED WALL						
82	2 HR MINIMUM FIRE RATED WALL						
83	2 HR MINIMUM FIRE RATED WALL						
84	2 HR MINIMUM FIRE RATED WALL						
85	2 HR MINIMUM FIRE RATED WALL						
86	2 HR MINIMUM FIRE RATED WALL						
87	2 HR MINIMUM FIRE RATED WALL						
88	2 HR MINIMUM FIRE RATED WALL						
89	2 HR MINIMUM FIRE RATED WALL						
90	2 HR MINIMUM FIRE RATED WALL						
91	2 HR MINIMUM FIRE RATED WALL						
92	2 HR MINIMUM FIRE RATED WALL						
93	2 HR MINIMUM FIRE RATED WALL						
94	2 HR MINIMUM FIRE RATED WALL						
95	2 HR MINIMUM FIRE RATED WALL						
96	2 HR MINIMUM FIRE RATED WALL						
97	2 HR MINIMUM FIRE RATED WALL						
98	2 HR MINIMUM FIRE RATED WALL						
99	2 HR MINIMUM FIRE RATED WALL						
100	2 HR MINIMUM FIRE RATED WALL						



NOTES

1. SEE EC-01-1027 FOR INFORMATION ON FIRE BARRIER SURVEILLANCE REQUIREMENTS.
2. SEE EC-01-1005 FOR INFORMATION ON REGULATORY (REG) FIRE DOORS.
3. SEE EC-01-1009 FOR INFORMATION ON REGULATORY (REG) FIRE DAMPERS.
4. APPENDIX C TO CALCULATION EC-01-0078 PROVIDES JUSTIFICATION FOR A FIRE SPREADING BETWEEN ELEVATION 670'0" AND ELEVATION 683'0". IN THIS CASE, THE FIRE DAMAGE TO BOTH OF THE UNIT 2 RHR SHUTDOWN COOLING CONTAINMENT ISOLATION VALVES, HV-251-608 AND HV-251-609, PART OF THE JUSTIFICATION RELIES ON THE REMOVABLE CONCRETE FLOOR PLUG IN THE ELEVATION 683'0" SLAB BEING IN PLACE. SINCE THESE FLOOR PLUGS NEED TO BE REMOVED WHEN THE UNIT IS IN CONDITION 1, 2, OR 3, THE SITE FIRE PROTECTION ENGINEER MUST BE CONTACTED FOR APPROPRIATE COMPENSATION ACTION.

LEGEND

	ROOM NUMBER		1 HR NON-REG FIRE RATED DOOR
	FIRE ZONE		3 HR NON-REG FIRE RATED DOOR
	FIRE ZONE BOUNDARY		1 HR REG FIRE RATED DOOR
	3 HR NON-REG FIRE RATED WALL		3 HR REG FIRE RATED DOOR
	3 HR REG FIRE RATED WALL		1 HR REG FIRE RATED DOOR
	2 HR NON-REG FIRE RATED WALL		3 HR REG FIRE RATED DOOR
	2 HR REG FIRE RATED WALL		NON-REG FIRE DAMPER
	2 HR NON-REG FIRE RATED FLOOR		REG FIRE DAMPER
	3 HR REG FIRE RATED FLOOR		
	INERTED CONTAINMENT BOUNDARY		
	DO NOT TEMPORARILY OR PERMANENTLY STORE, PLACE OR INSTALL ANY COMBUSTIBLE MATERIALS IN THIS AREA. TRANSIENT COMBUSTIBLES SHALL BE RESTRICTED IN THIS AREA.		

PPD-CRATING)-XX-XX-XX

1
2
3
4
5
6
7
8
9
10
11
12
13
14
15
16
17
18
19
20
21
22
23
24
25
26
27
28
29
30
31
32
33
34
35
36
37
38
39
40
41
42
43
44
45
46
47
48
49
50
51
52
53
54
55
56
57
58
59
60
61
62
63
64
65
66
67
68
69
70
71
72
73
74
75
76
77
78
79
80
81
82
83
84
85
86
87
88
89
90
91
92
93
94
95
96
97
98
99
100

PPD-CRATING)-XX-XX-XX

1
2
3
4
5
6
7
8
9
10
11
12
13
14
15
16
17
18
19
20
21
22
23
24
25
26
27
28
29
30
31
32
33
34
35
36
37
38
39
40
41
42
43
44
45
46
47
48
49
50
51
52
53
54
55
56
57
58
59
60
61
62
63
64
65
66
67
68
69
70
71
72
73
74
75
76
77
78
79
80
81
82
83
84
85
86
87
88
89
90
91
92
93
94
95
96
97
98
99
100

PPD-CRATING)-XX-XX-XX

1
2
3
4
5
6
7
8
9
10
11
12
13
14
15
16
17
18
19
20
21
22
23
24
25
26
27
28
29
30
31
32
33
34
35
36
37
38
39
40
41
42
43
44
45
46
47
48
49
50
51
52
53
54
55
56
57
58
59
60
61
62
63
64
65
66
67
68
69
70
71
72
73
74
75
76
77
78
79
80
81
82
83
84
85
86
87
88
89
90
91
92
93
94
95
96
97
98
99
100

PPD-CRATING)-XX-XX-XX

1
2
3
4
5
6
7
8
9
10
11
12
13
14
15
16
17
18
19
20
21
22
23
24
25
26
27
28
29
30
31
32
33
34
35
36
37
38
39
40
41
42
43
44
45
46
47
48
49
50
51
52
53
54
55
56
57
58
59
60
61
62
63
64
65
66
67
68
69
70
71
72
73
74
75
76
77
78
79
80
81
82
83
84
85
86
87
88
89
90
91
92
93
94
95
96
97
98
99
100

PPD-CRATING)-XX-XX-XX

1
2
3
4
5
6
7
8
9
10
11
12
13
14
15
16
17
18
19
20
21
22
23
24
25
26
27
28
29
30
31
32
33
34
35
36
37
38
39
40
41
42
43
44
45
46
47
48
49
50
51
52
53
54
55
56
57
58
59
60
61
62
63
64
65
66
67
68
69
70
71
72
73
74
75
76
77
78
79
80
81
82
83
84
85
86
87
88
89
90
91
92
93
94
95
96
97
98
99
100

PPD-CRATING)-XX-XX-XX

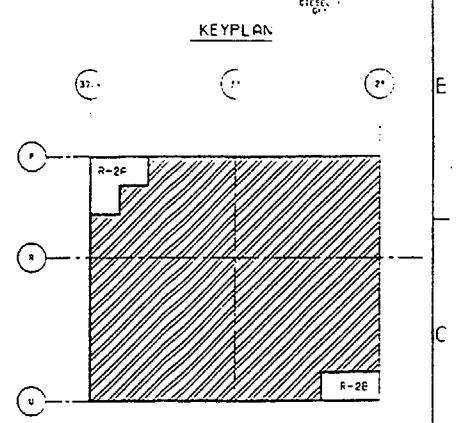
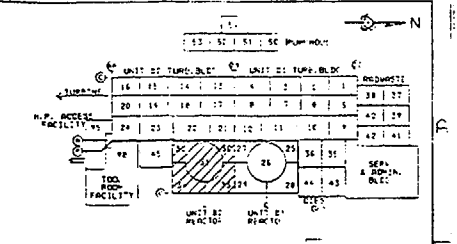
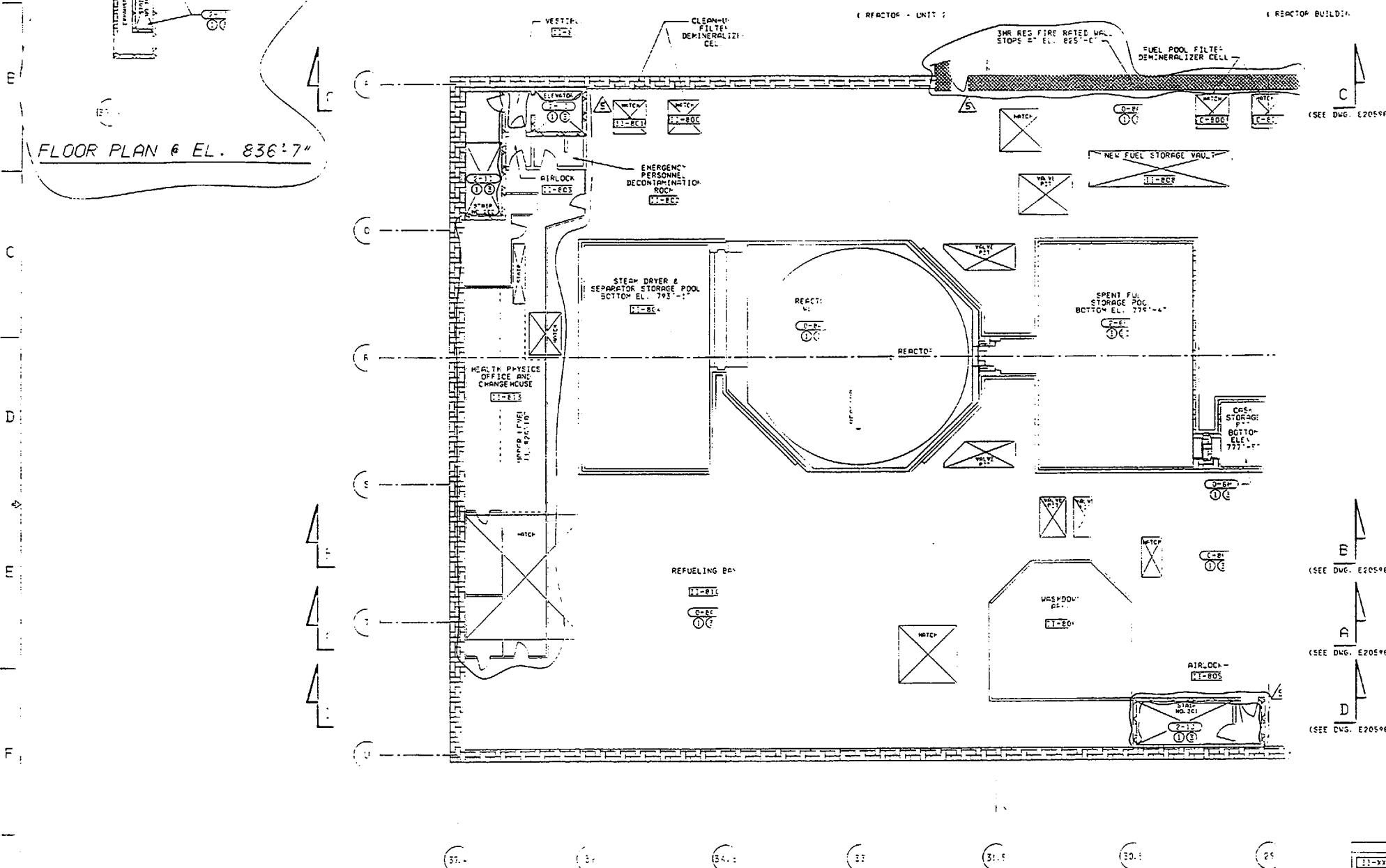
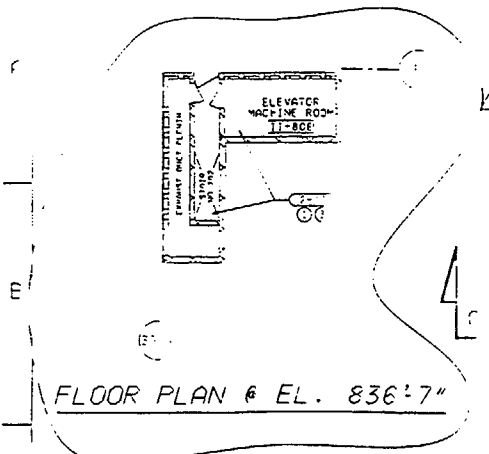
1
2
3
4
5
6
7
8
9
10
11
12
13
14
15
16
17
18
19
20
21
22
23
24
25
26
27
28
29
30
31
32
33
34
35
36
37
38
39
40
41
42
43
44
45
46
47
48
49
50
51
52
53
54
55
56
57
58
59
60
61
62
63
64
65
66
67
68
69
70
71
72
73
74
75
76
77
78
79
80
81
82
83
84
85
86
87
88
89
90
91
92
93
94
95
96
97
98
99
100

PPD-CRATING)-XX-XX-XX


1
2
3
4
5
6
7
8
9
10
11
12
13
14
15
16
17
18
19
20
21
22
23
24
25
26
27
28
29
30
31
32
33
34
35
36
37
38
39
40
41
42
43
44
45
46
47
48
49
50
51
52
53
54
55
56
57
58
59
60
61
62
63
64
65
66
67
68
69
70
71
72
73
74
75
76
77
78
79
80
81
82
83
84
85
86
87
88
89
90
91
92
93
94
95
96
97
98
99
100

PPD-CRATING)-XX-XX-XX

1
2
3
4
5
6
7
8
9
10
11
12
13
14
15
16
17
18
19
20
21
22
23
24
25
26
27
28
29
30
31
32
33
34
35
36
37
38
39
40
41
42
43
44
45
46
47
48
49
50
51
52
53
54
55
56
57



FIRE AREA KEY PLAN

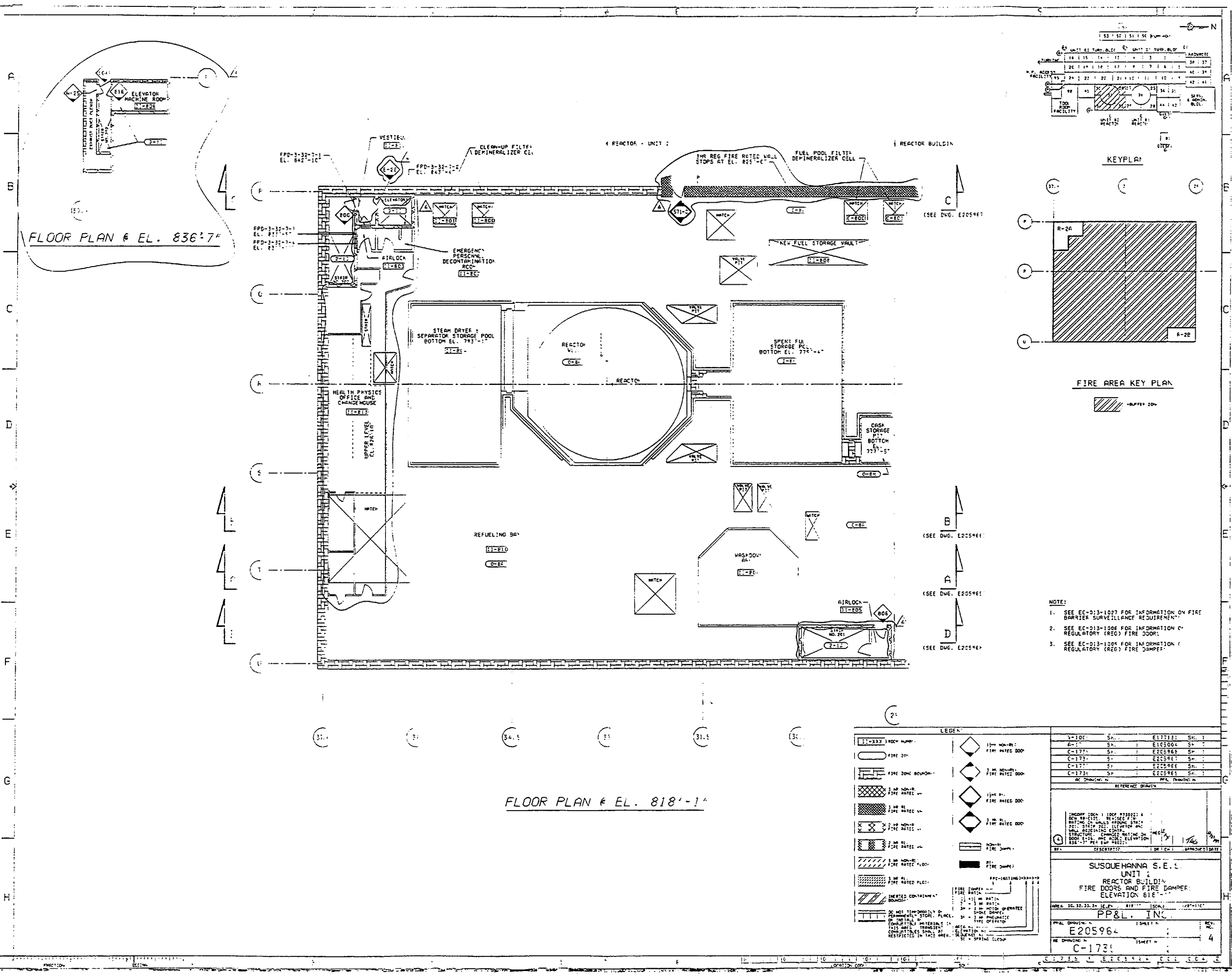
 - BUFFER ZONE

- NOTE:

- NOTE:
1. SEE EC-013-1027 FOR INFORMATION ON FIRE BARRIER SURVEILLANCE REQUIREMENT.
 2. SEE EC-013-1062 FOR INFORMATION ON FIRE PROTECTION FEATURES SURVEILLANCE REQUIREMENT.
 3. PROTECTED SAFE SHUTDOWN PATH (I.E. PATH 1, 2 OR 3) IS DEFINED AS THOSE SAFE SHUTDOWN CIRCUITS AND COMPONENTS THAT ARE PROTECTED FROM FIRE DAMAGE WITHIN THE DESIGNATED FIRE ZONE. WHERE MULTIPLE PATHS ARE SHOWN, ALL PATHS MUST BE PROTECTED.
- REFERENCE EC-013-061.

[illegible]

FLOOR PLAN @ EL. 818'-1"

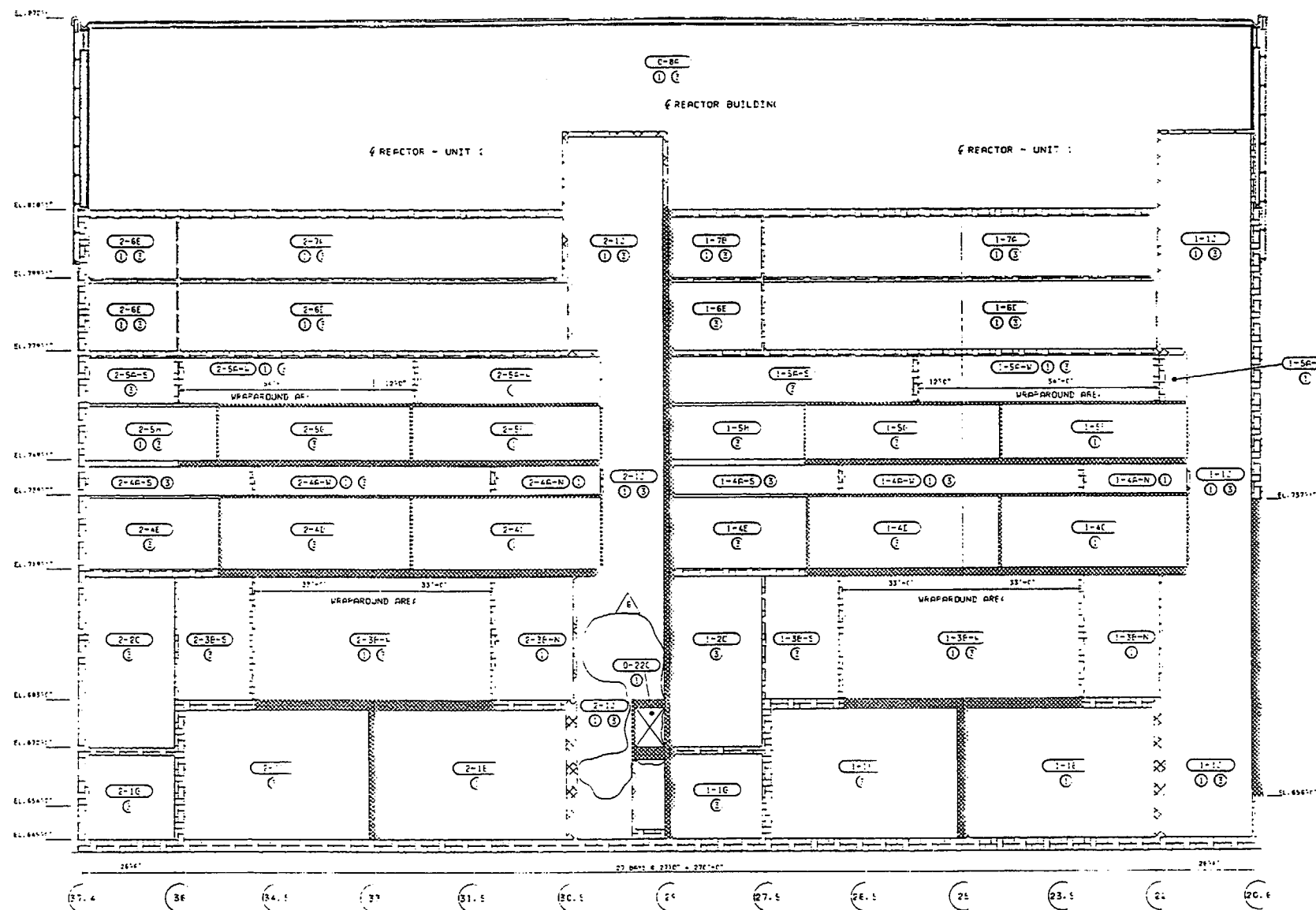


FLOOR PLAN @ EL. 836'-7"

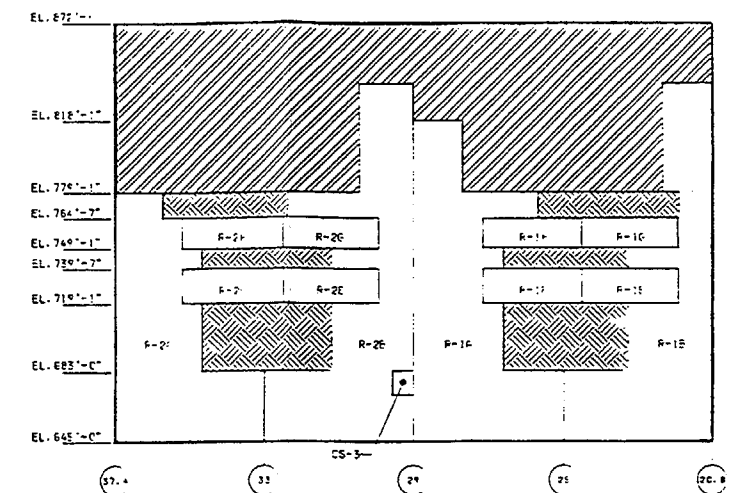
FLOOR PLAN @ EL. 818'-1"

- NOTE:
- 1. SEE EC-013-1027 FOR INFORMATION ON FIRE BARRIER SURVEILLANCE REQUIREMENT.
 - 2. SEE EC-013-1006 FOR INFORMATION ON REGULATORY (REG) FIRE DOOR.
 - 3. SEE EC-013-1008 FOR INFORMATION ON REGULATORY (REG) FIRE DAMPER.

Y-100	Sh.	E177131	Sh.	1
A-1	Sh.	E105004	Sh.	2
C-173	Sh.	E205966	Sh.	1
C-173	Sh.	E205967	Sh.	1
C-173	Sh.	E205968	Sh.	1
C-173	Sh.	E205969	Sh.	1
C-173	Sh.	E205970	Sh.	1
REFERENCE DRAWING				
SUSQUEHANNA S.E.C.				
UNIT 2				
REACTOR BUILDING				
FIRE DOORS AND FIRE DAMPER				
ELEVATION 818'-1"				
PP&L, INC.				
E205964				
C-173				



SECTION D-D



FIRE AREA KEY PLAN

- BUFFER ZONE

 - UNPROTECTED AREA

NOTE:

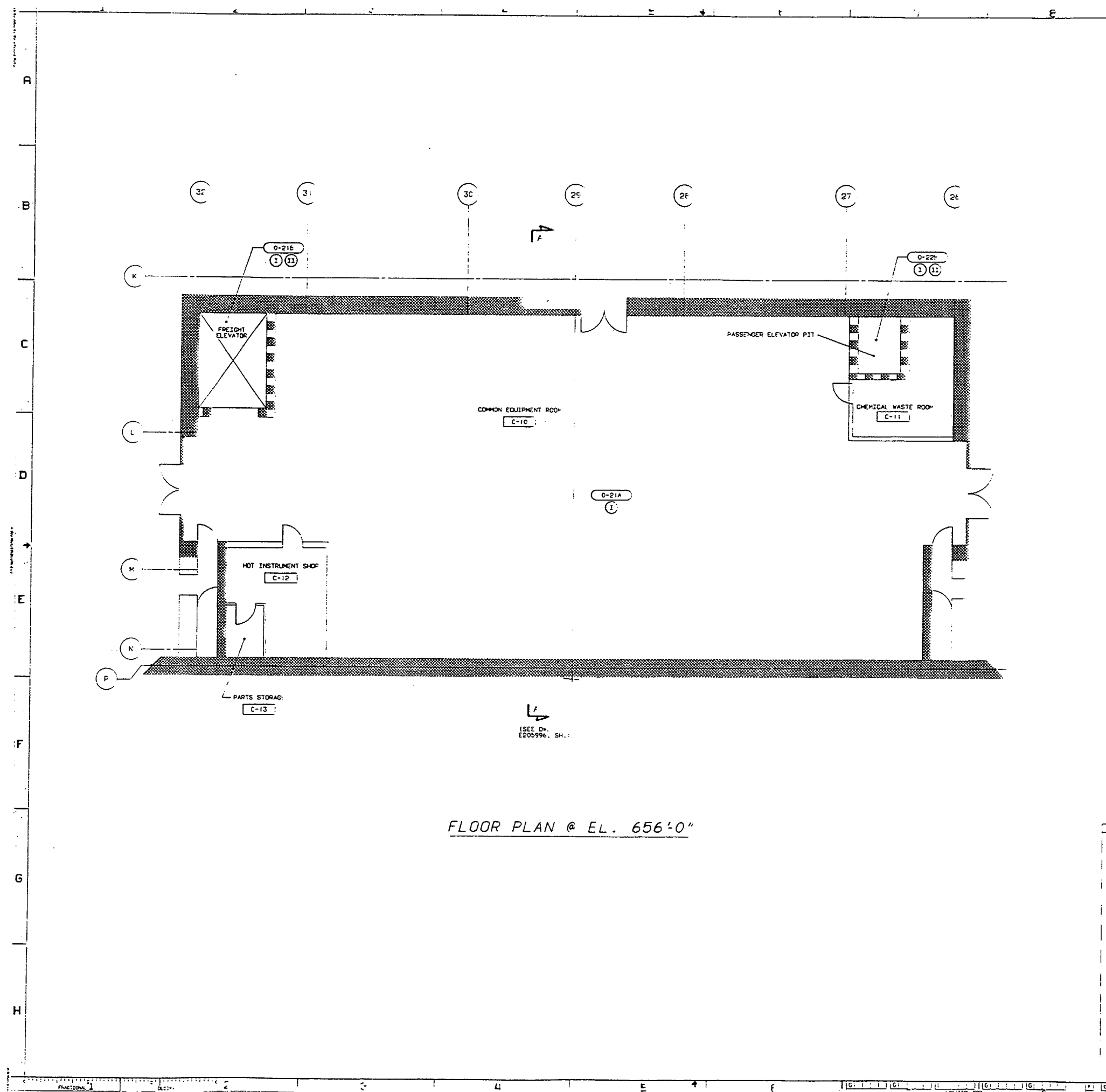
1. SEE EC-013-1027 FOR INFORMATION ON FIRE BARRIER SURVEILLANCE REQUIREMENTS.
2. SEE EC-013-1062 FOR INFORMATION ON FIRE PROTECTION FEATURES SURVEILLANCE REQUIREMENTS.
3. PROTECTED SAFE SHUTDOWN PATH (I.E. PATH 1, 2, OR 3) IS DEFINED AS THOSE SAFE SHUTDOWN CABLES AND COMPONENTS WHICH MUST BE PROTECTED FROM FIRE DAMAGE WITHIN THE DESIGNATED FIRE ZONE. WHERE MULTIPLE PATHS ARE SHOWN, ALL PATHS MUST BE PROTECTED. REFERENCE EC-013-064.

LEGEND:

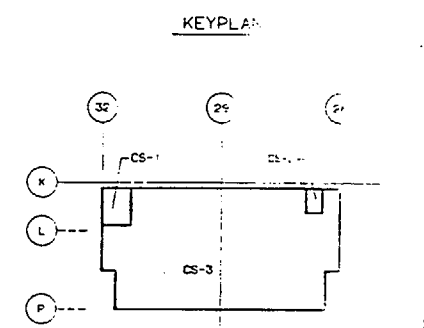
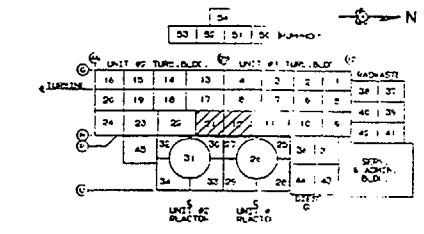
- 11-XXX ROOM NUMBER
 FIRE ZONE
 1 SAFE SHUTDOWN PATH 1 ELEVATION 1 PROTECTED
 2 SAFE SHUTDOWN PATH 2 ELEVATION 2 PROTECTED
 3 SAFE SHUTDOWN PATH 3 ELEVATION 3 PROTECTED
 FIRE ZONE BOUNDARY
 1 IN. NON-REL. FIRE RATED WALL
 2 IN. NON-REL. FIRE RATED WALL
 3 IN. NON-REL. FIRE RATED WALL
 4 IN. NON-REL. FIRE RATED WALL
 5 IN. NON-REL. FIRE RATED WALL
 6 IN. NON-REL. FIRE RATED WALL
 7 IN. NON-REL. FIRE RATED WALL
 8 IN. NON-REL. FIRE RATED WALL
 9 IN. NON-REL. FIRE RATED WALL
 10 IN. NON-REL. FIRE RATED WALL
 11 IN. NON-REL. FIRE RATED WALL
 12 IN. NON-REL. FIRE RATED WALL
 13 IN. NON-REL. FIRE RATED WALL
 14 IN. NON-REL. FIRE RATED WALL
 15 IN. NON-REL. FIRE RATED WALL
 16 IN. NON-REL. FIRE RATED WALL
 17 IN. NON-REL. FIRE RATED WALL
 18 IN. NON-REL. FIRE RATED WALL
 19 IN. NON-REL. FIRE RATED WALL
 20 IN. NON-REL. FIRE RATED WALL
 21 IN. NON-REL. FIRE RATED WALL
 22 IN. NON-REL. FIRE RATED WALL
 23 IN. NON-REL. FIRE RATED WALL
 24 IN. NON-REL. FIRE RATED WALL
 25 IN. NON-REL. FIRE RATED WALL
 26 IN. NON-REL. FIRE RATED WALL
 27 IN. NON-REL. FIRE RATED WALL
 28 IN. NON-REL. FIRE RATED WALL
 29 IN. NON-REL. FIRE RATED WALL
 30 IN. NON-REL. FIRE RATED WALL
 31 IN. NON-REL. FIRE RATED WALL
 32 IN. NON-REL. FIRE RATED WALL
 33 IN. NON-REL. FIRE RATED WALL
 34 IN. NON-REL. FIRE RATED WALL
 35 IN. NON-REL. FIRE RATED WALL
 36 IN. NON-REL. FIRE RATED WALL
 37 IN. NON-REL. FIRE RATED WALL
 38 IN. NON-REL. FIRE RATED WALL
 39 IN. NON-REL. FIRE RATED WALL
 40 IN. NON-REL. FIRE RATED WALL
 41 IN. NON-REL. FIRE RATED WALL
 42 IN. NON-REL. FIRE RATED WALL
 43 IN. NON-REL. FIRE RATED WALL
 44 IN. NON-REL. FIRE RATED WALL
 45 IN. NON-REL. FIRE RATED WALL
 46 IN. NON-REL. FIRE RATED WALL
 47 IN. NON-REL. FIRE RATED WALL
 48 IN. NON-REL. FIRE RATED WALL
 49 IN. NON-REL. FIRE RATED WALL
 50 IN. NON-REL. FIRE RATED WALL
 51 IN. NON-REL. FIRE RATED WALL
 52 IN. NON-REL. FIRE RATED WALL
 53 IN. NON-REL. FIRE RATED WALL
 54 IN. NON-REL. FIRE RATED WALL
 55 IN. NON-REL. FIRE RATED WALL
 56 IN. NON-REL. FIRE RATED WALL
 57 IN. NON-REL. FIRE RATED WALL
 58 IN. NON-REL. FIRE RATED WALL
 59 IN. NON-REL. FIRE RATED WALL
 60 IN. NON-REL. FIRE RATED WALL
 61 IN. NON-REL. FIRE RATED WALL
 62 IN. NON-REL. FIRE RATED WALL
 63 IN. NON-REL. FIRE RATED WALL
 64 IN. NON-REL. FIRE RATED WALL
 65 IN. NON-REL. FIRE RATED WALL
 66 IN. NON-REL. FIRE RATED WALL
 67 IN. NON-REL. FIRE RATED WALL
 68 IN. NON-REL. FIRE RATED WALL
 69 IN. NON-REL. FIRE RATED WALL
 70 IN. NON-REL. FIRE RATED WALL
 71 IN. NON-REL. FIRE RATED WALL
 72 IN. NON-REL. FIRE RATED WALL
 73 IN. NON-REL. FIRE RATED WALL
 74 IN. NON-REL. FIRE RATED WALL
 75 IN. NON-REL. FIRE RATED WALL
 76 IN. NON-REL. FIRE RATED WALL
 77 IN. NON-REL. FIRE RATED WALL
 78 IN. NON-REL. FIRE RATED WALL
 79 IN. NON-REL. FIRE RATED WALL
 80 IN. NON-REL. FIRE RATED WALL
 81 IN. NON-REL. FIRE RATED WALL
 82 IN. NON-REL. FIRE RATED WALL
 83 IN. NON-REL. FIRE RATED WALL
 84 IN. NON-REL. FIRE RATED WALL
 85 IN. NON-REL. FIRE RATED WALL
 86 IN. NON-REL. FIRE RATED WALL
 87 IN. NON-REL. FIRE RATED WALL
 88 IN. NON-REL. FIRE RATED WALL
 89 IN. NON-REL. FIRE RATED WALL
 90 IN. NON-REL. FIRE RATED WALL
 91 IN. NON-REL. FIRE RATED WALL
 92 IN. NON-REL. FIRE RATED WALL
 93 IN. NON-REL. FIRE RATED WALL
 94 IN. NON-REL. FIRE RATED WALL
 95 IN. NON-REL. FIRE RATED WALL
 96 IN. NON-REL. FIRE RATED WALL
 97 IN. NON-REL. FIRE RATED WALL
 98 IN. NON-REL. FIRE RATED WALL
 99 IN. NON-REL. FIRE RATED WALL
 100 IN. NON-REL. FIRE RATED WALL

SUSQUEHANNA S.E.S.
 UNITS 1 AND 2
 REACTOR BUILDING
 FIRE ZONE ELEVATION
 SECTION D-D

PPL CORP.
 E205968
 C-173C



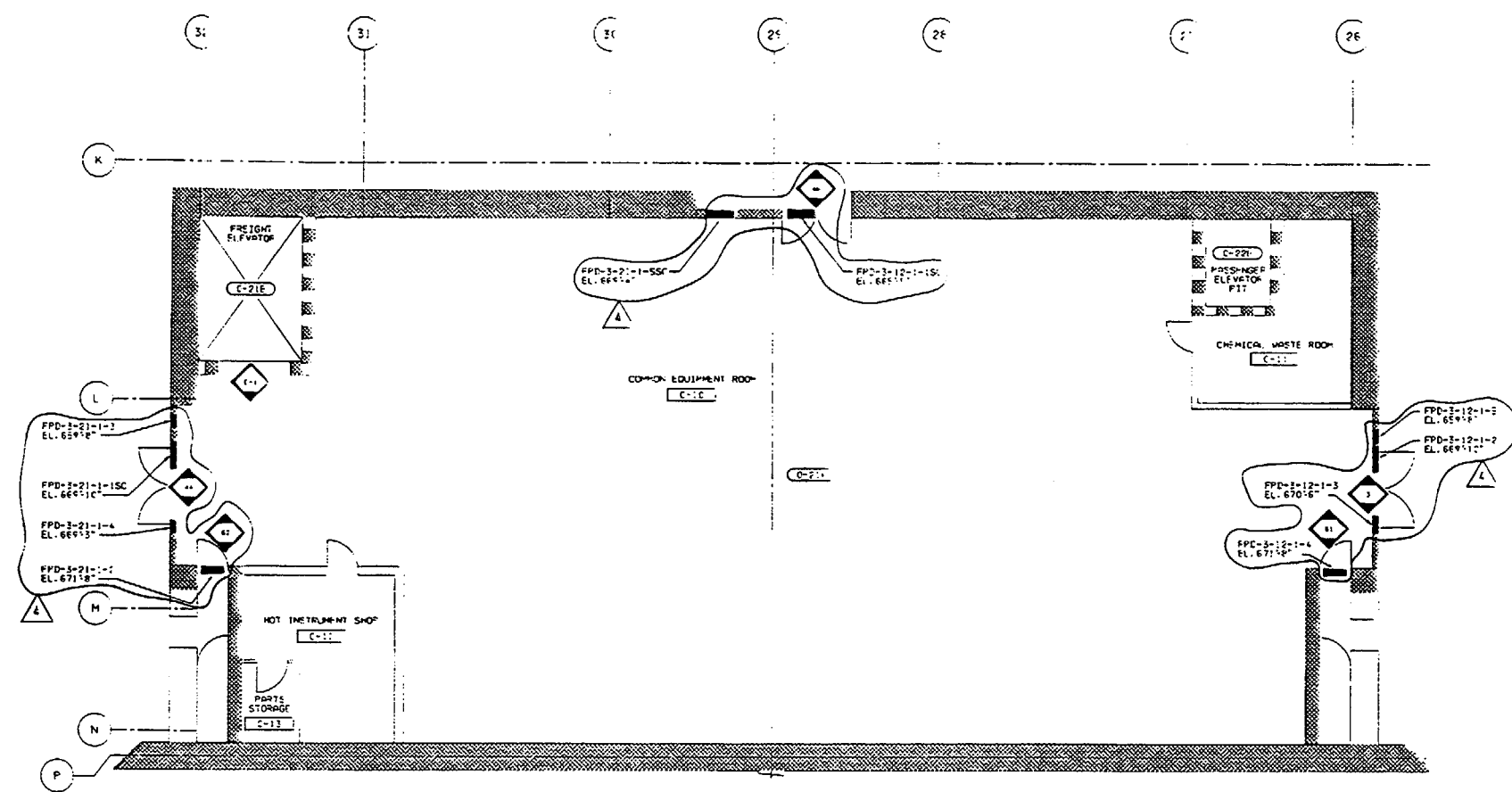
FLOOR PLAN @ EL. 656'0"

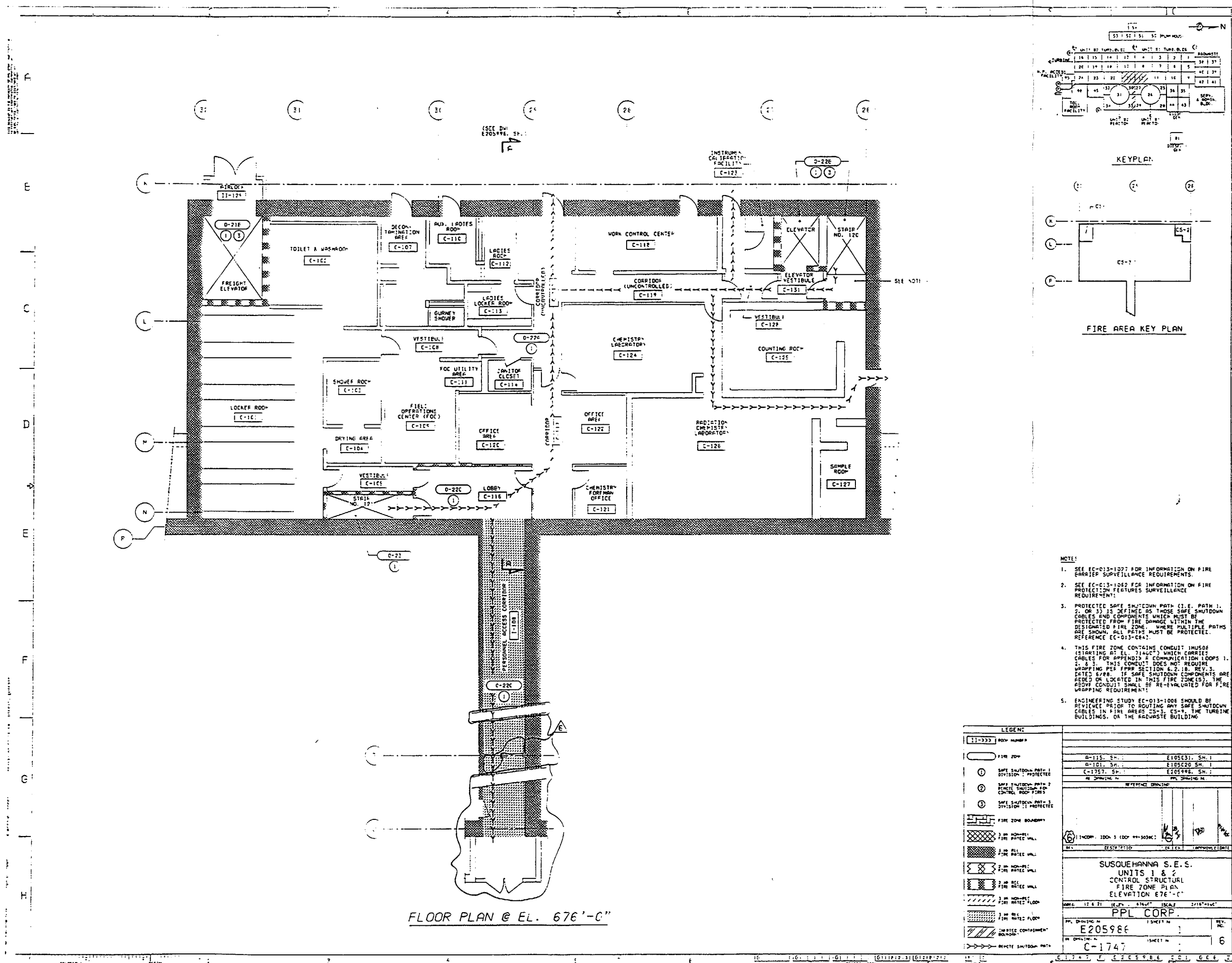


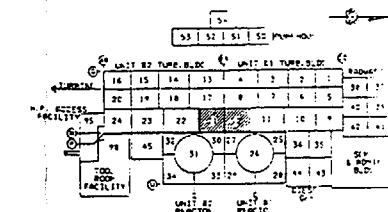
- NOTES
1. PROTECTED SAFE SHUTDOWN PATH (I.E. DIVISION) IS DEFINED AS THOSE SAFE SHUTDOWN CABLES AND COMPONENTS WHICH MUST BE PROTECTED FROM FIRE DAMAGE WITHIN THE DESIGNATED FIRE ZONE. WHEN BOTH DIVISIONS ARE SHOWN, BOTH DIVISIONS MUST BE PROTECTED.
 2. FIRE RATED BARRIERS AND OTHER FIRE COMPONENTS SHOWN IN THIS DRAWING ARE THE MINIMUM REQUIRED TO MEET THE PROVISIONS OF APPENDIX A TO 100CFR 20.48, APPENDIX A TO BRANCH TECHNICAL SPECIFICATIONS AND OTHER BARRIERS AND COMPONENTS DEEMED NECESSARY BY ENGINEERING.
 3. ENGINEERING STUDY EC-013-1006 SHOULD BE REVIEWED PRIOR TO ROUTING ANY SAFE SHUTDOWN CABLES IN FIRE AREAS CS-3, CS-8, THE TURBINE BUILDINGS, OR THE RADWASTE BUILDING.

LEGEND	
C-201	ROOM NUMBER
○	FIRE ZONE
①	DIVISION 1: PROTECTED SAFE SHUTDOWN PATH
②	DIVISION 2: PROTECTED SAFE SHUTDOWN PATH
■	FIRE ZONE BOUNDARY
3 H. FIRE-RATED WALL	
5 H. FIRE-RATED WALL	
3 H. FIRE-RATED FLOOR	
5 H. FIRE-RATED FLOOR	
2 H. FIRE-RATED FLOOR	
○	SHUT DOWN PATH

A-11, SH. 1		E105004, SH. 1	
C-1757, SH. 1		E205996, SH. 1	
AT DRAWING M		AT DRAWING N	
INCORP. DON 93-0604 & REVISED DRAWING PER EIR 100411			
QUALITY RELATE			
SUSQUEHANNA S.E.C. UNITS 1 & 2 CONTROL STRUCTURE FIRE ZONE PLAN ELEVATION 656'0"			
APR 12 & 21 1994 656'0" (SCALE) 2/10/94			
PENNSYLVANIA POWER & LIGHT COMPANY ALLENTOWN, PA			
PPL DRAWING M		PPL DRAWING N	
E20598E		E20598E	
AT DRAWING M		AT DRAWING N	
C-174E		C-174E	





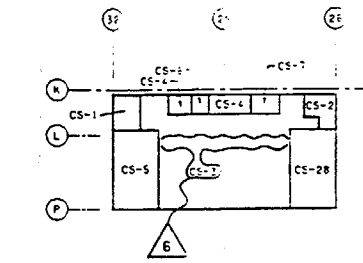


A diagram of a rectangular structure. On the left side, there are three circles labeled K, L, and P from top to bottom. On the top side, there are three circles labeled 3c, 2c, and 2c from left to right. A dashed line runs horizontally across the top of the rectangle. Inside the rectangle, the label CS-2 is written in the center. There are also labels CS-1 and CS-2 near the top corners of the rectangle.

FLOOR PLAN @ EL. 686'-6"

- [illegible]

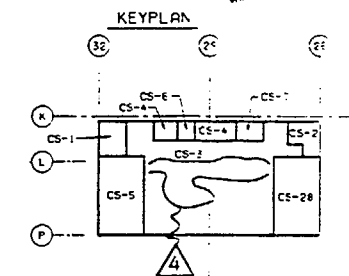
AREA	12 & 21	DATE	6-15-78	SCALE	3/16"=1"
PPL CORP.					
PPL DRAWING NO.		SHEET NO.			
E205987		2			
OR DRAWING NO.		SHEET NO.			
C-1748		2			



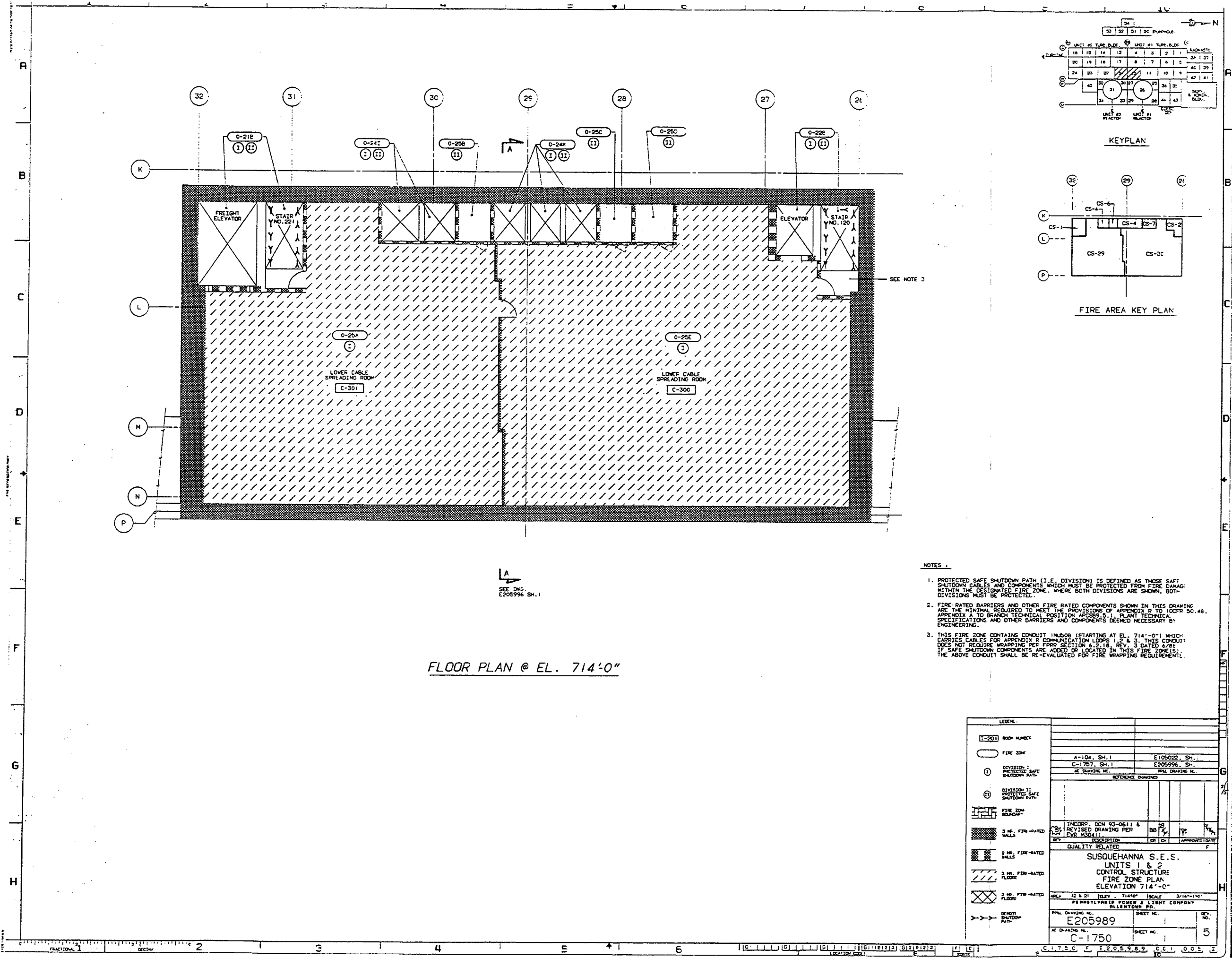
NOTES

1. SEE EC-013-1067 FOR INFORMATION ON FIRE BARRIER SURVEILLANCE REQUIREMENTS.
2. SEE EC-013-1062 FOR INFORMATION ON FIRE PROTECTION FEATURES SURVEILLANCE REQUIREMENTS:
3. PROTECTED SAFE SHUTDOWN PATH (I.E. PATH 1, PATH 2, ETC.) MUST HAVE PROTECTED SHUTDOWN CABLES AND COMPONENTS WHICH MUST BE PROTECTED FROM PHYSICAL DAMAGE WITHIN THE PROTECTED FIRE ZONE. WHERE MULTIPLE PATHS ARE SHOWN, ALL PATHS MUST BE PROTECTED. REFERENCE EC-013-0842.
4. CONCRETE FLOOR IS AT EL. 697'-0".
5. FIRE RATED BARRIERS AND OTHER FIRE RATED COMPONENTS SHALL BE IN ACCORDANCE WITH THE MINIMUM REQUIRED TO MEET THE PROVISIONS OF APPENDIX A TO 10CFR50.48, APPENDIX A TO 10CFR50.49, AND APPENDIX A TO 10CFR50.71, PLANT TECHNICAL SPECIFICATIONS AND OTHER BARRIERS OR COMPONENTS DEEMED NECESSARY BY ENGINEERING.
6. THIS FIRE ZONE CONTAINS CONDUIT 1H450F (STARTING AT EL. 714'-0") WHICH CARRIES CABLES TO APPENDIX B COMMUNICATIONS LOOPS (WHICH CONDUITS DO NOT REQUIRE WRAPPING PER PART SECTION 6.2.1, REV. 3, DATED 6/88. IF THE SHUTDOWN CABLES ARE NOT LOCATED IN THIS FIRE ZONE(S), THE FIRE ZONE SHALL BE RE-EVALUATED FOR FIRE WRAPPING REQUIREMENT.
7. ENGINEERING STUDY EC-013-1060 SHOULD BE REVIEWED PRIOR TO ROUTING ANY SAFE SHUTDOWN CABLES IN FIRE AREAS OR THE FIRELINE BUILDINGS OF THE ADJACENT BUILDING.

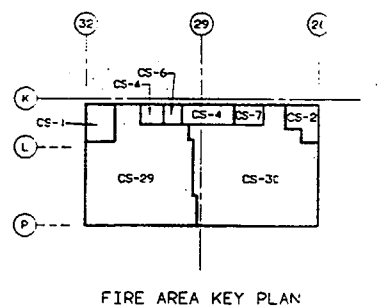
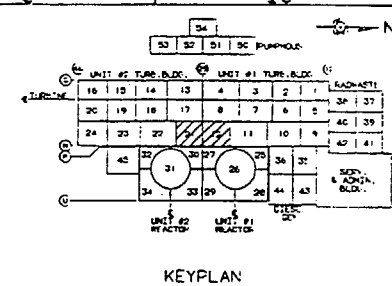
LEGEND:		E020996 SM.	
1-XXX	ROOM NUMBER	A-103. SN	E105021. SN.
		C-1757. SP.	E020996. SM.
		BY DRAWING NO.	REV. DRAWING NO.
		REFERENCE DRAWING	
1	SAFE SHUTDOWN PATH 1 DIVISION 1: PROTECTED		
2	SAFE SHUTDOWN PATH 2 REMOTE SHUTDOWN FOR CONTROL ROOM FIRE		
3	SAFE SHUTDOWN PATH 2 DIVISION 1: PROTECTED		
	FIRE ZONE BOUNDARY		
	2 IN NON-FIRE RATED FLOOR		
	2 IN NON-FIRE RATED WALL		
	2 IN FIRE RATED WALL		
	2 IN NON-FIRE RATED WALL		
	2 IN FIRE RATED WALL		
	2 IN NON-FIRE RATED FLOOR		
	2 IN FIRE RATED FLOOR		
	INHERENT CONTAINMENT BOUNDARY		
	REMOTE SHUTDOWN PATH		

[illegible]

Y=1005. SM. :		E177131. SM. :	
A=103. SM. :		E105C21. SM. :	
RE DOWNING ME		PP. DOWNING ME	
REFERENCE DRAWING			
<div style="display: flex; justify-content: space-between;"> <div> <div style="border: 1px solid black; padding: 2px;">145</div> INCORP. IECN 9 (DCP 96-9071) </div> <div> <div style="border: 1px solid black; padding: 2px;">10</div> <div style="border: 1px solid black; padding: 2px;">100</div> <div style="border: 1px solid black; padding: 2px;">%</div> </div> </div>			
REV	DESCRIPTION	DATE	APPROVE (SIGN)
<p style="text-align: center;">SUSQUEHANNA S.E.S. UNITS 1 & 2 CONTROL STRUCTURE FIRE DOORS AND FIRE DAMPER ELEVATION 698'-0"</p>			
SCALE	12" & 2"	ELEV. 8"=1'	SCALE 3/16"=1'-0"
PPL CORP.			
PP. DRAWING NO.	1 SHEET N.		REV. NO.
E205988	2		
RE DOWNING ME	1 SHEET N.		
C-1749	2		4



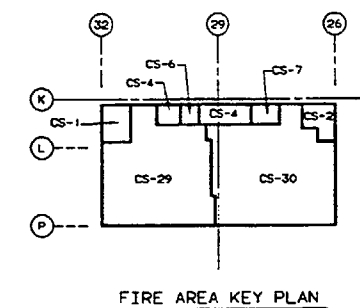
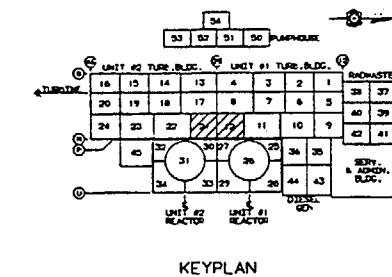
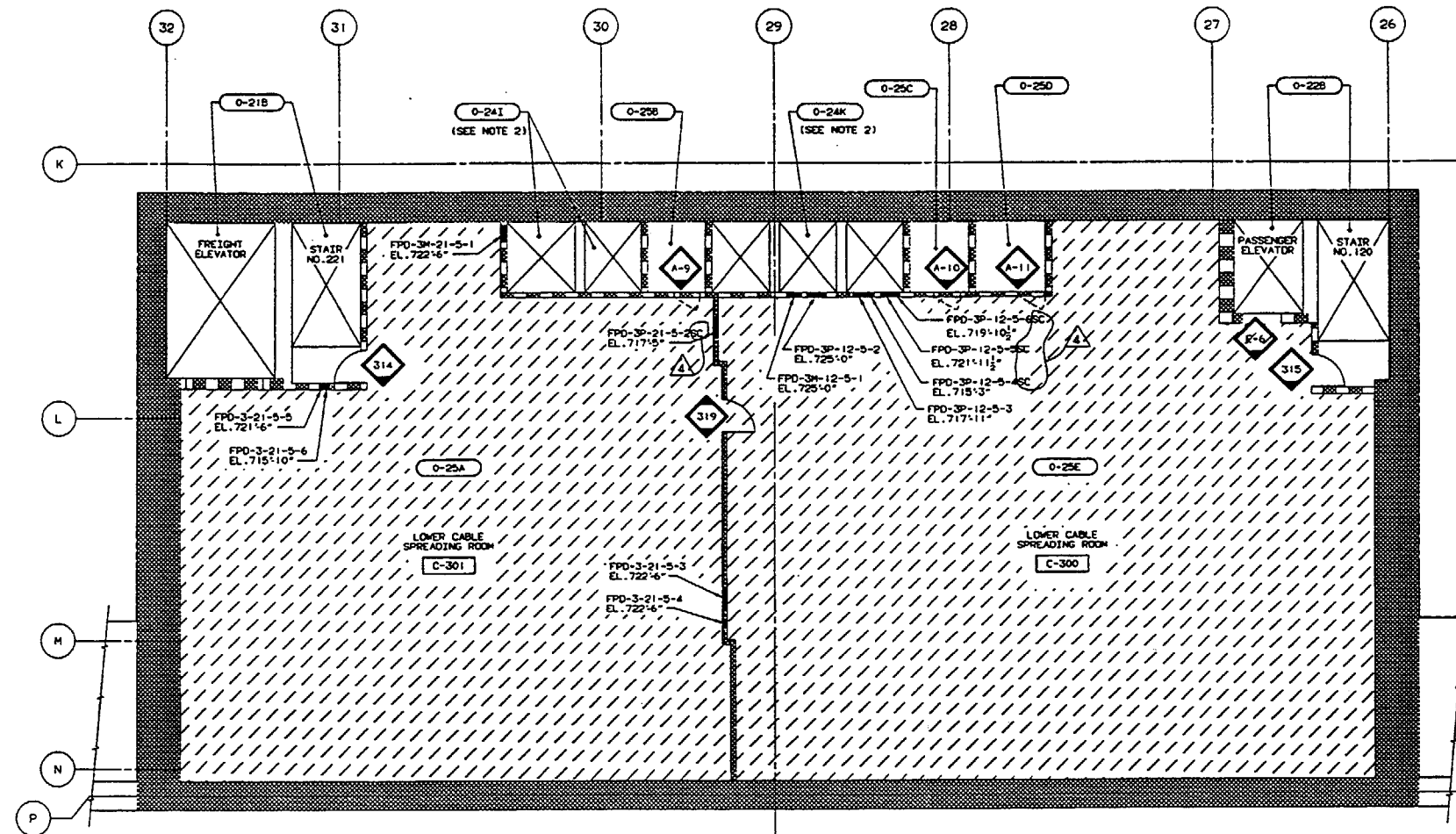
FLOOR PLAN @ EL. 714'-0"



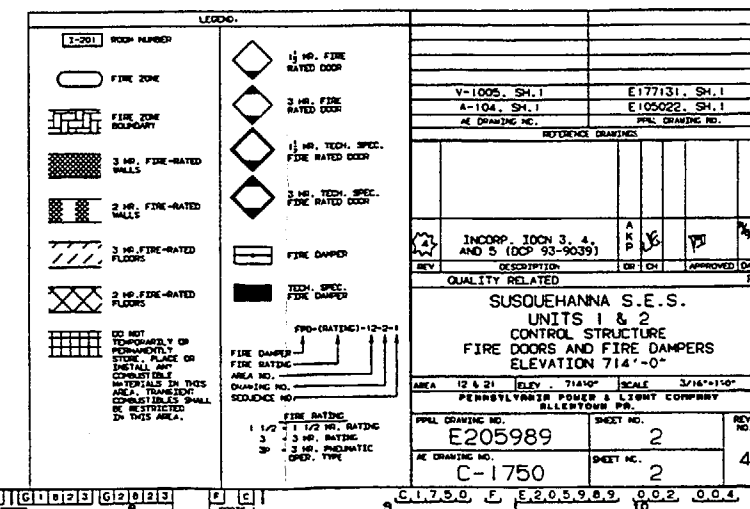
- NOTES:
1. PROTECTED SAFE SHUTDOWN PATH (I.E. DIVISION) IS DEFINED AS THOSE SAFE SHUTDOWN CABLES AND COMPONENTS WHICH MUST BE PROTECTED FROM FIRE DAMAGE WITHIN THE DESIGNATED FIRE ZONE. WHERE BOTH DIVISIONS ARE SHOWN, BOTH DIVISIONS MUST BE PROTECTED.
 2. FIRE RATED BARRIERS AND OTHER FIRE RATED COMPONENTS SHOWN IN THIS DRAWING ARE THE MINIMAL REQUIRED TO MEET THE PROVISIONS OF APPENDIX R TO 10CFR 50.46, APPENDIX A TO BRANCH TECHNICAL POSITION ARCS99.8.1, PLANT TECHNICAL SPECIFICATIONS AND OTHER BARRIERS AND COMPONENTS DEEMED NECESSARY BY ENGINEERING.
 3. THIS FIRE ZONE CONTAINS CONDUIT (MUSOB (STARTING AT EL. 714'-0") WHICH CARRIES CABLES FOR APPENDIX R COMMUNICATION LOOPS 1, 2 & 3. THIS CONDUIT DOES NOT REQUIRE WRAPPING PER FRRR SECTION 6.2.1.2 REV. 3 DATED 6/98. IF SAFE SHUTDOWN COMPONENTS ARE ADDED OR LOCATED IN THIS FIRE ZONE(S), THE ABOVE CONDUIT SHALL BE RE-EVALUATED FOR FIRE WRAPPING REQUIREMENTS.

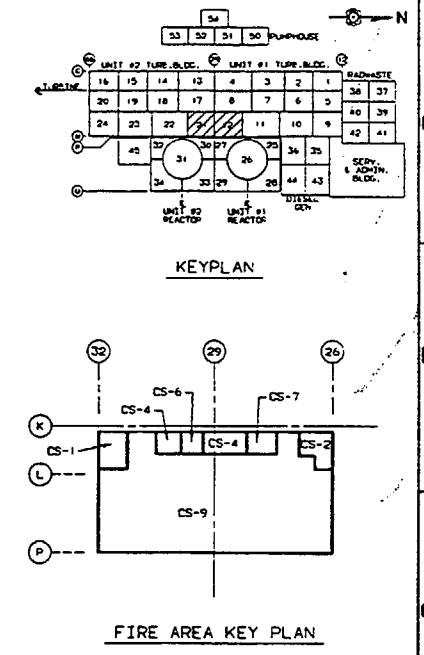
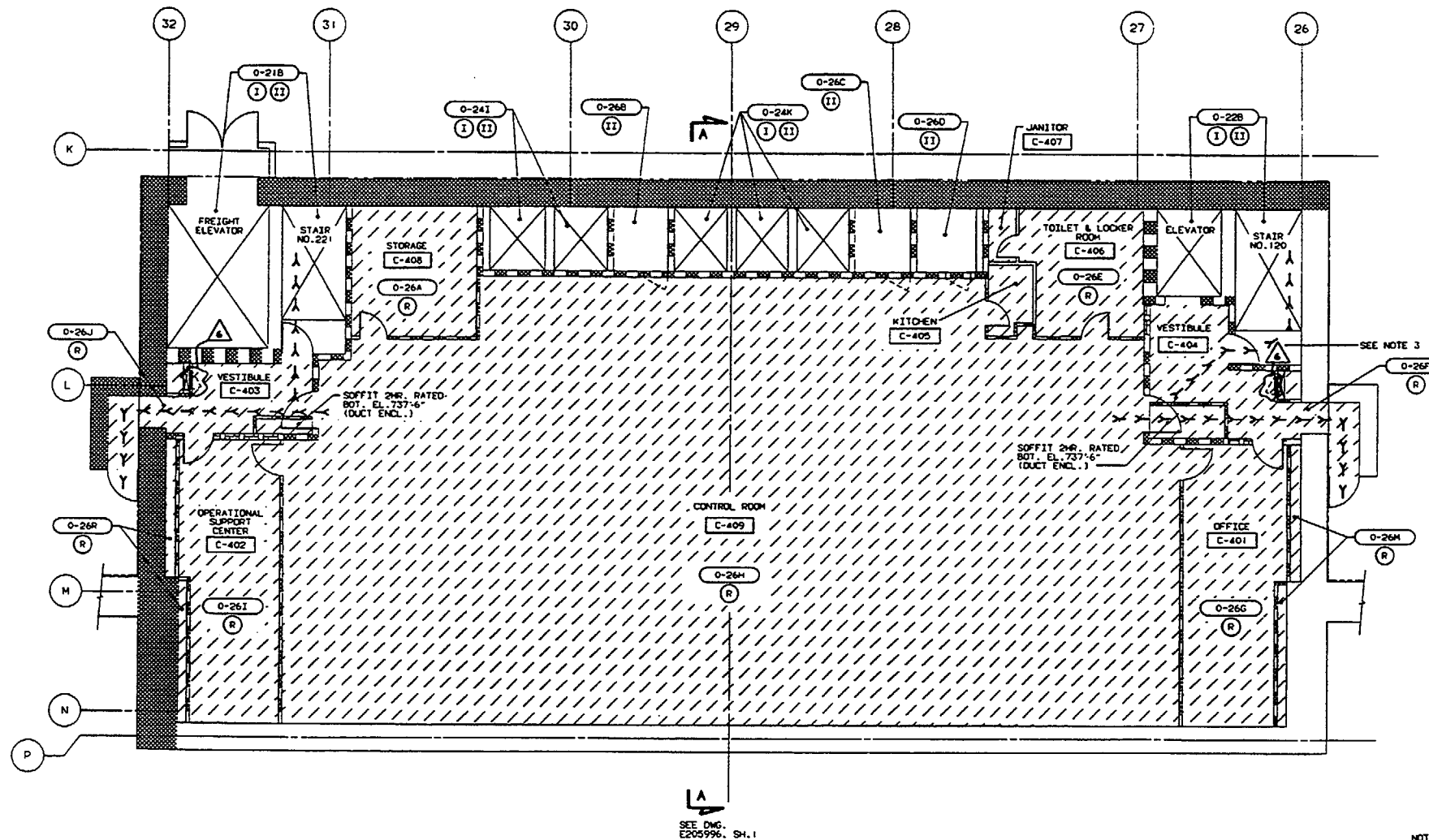
LEGEND	
C-201	ROOM NUMBER
[Symbol]	FIRE ZONE
[Symbol]	DIVISION 1: PROTECTED SAFE SHUTDOWN PATH
[Symbol]	DIVISION 2: PROTECTED SAFE SHUTDOWN PATH
[Symbol]	FIRE ZONE BOUNDARY
[Symbol]	3 HR. FIRE-RATED WALL
[Symbol]	2 HR. FIRE-RATED WALL
[Symbol]	3 HR. FIRE-RATED FLOOR
[Symbol]	2 HR. FIRE-RATED FLOOR
[Symbol]	REINFORCED CONCRETE
[Symbol]	REINFORCED CONCRETE

REFERENCE DRAWINGS	
A-104, SH. 1	E105022, SH. 1
C-1757, SH. 1	E205996, SH. 1
PPPL DRAWING NO.	
REV. NO.	
QUALITY RELATED	
SUSQUEHANNA S.E.S.	
UNITS 1 & 2	
CONTROL STRUCTURE	
FIRE ZONE PLAN	
ELEVATION 714'-0"	
AREA 12 & 21 (ELEV. 714'-0") SCALE 3/16"=1'-0"	
PENNSYLVANIA POWER & LIGHT COMPANY	
RELEASER NO.	
PPPL DRAWING NO.	SHEET NO.
E205989	1
REV. NO.	5
PPPL DRAWING NO.	SHEET NO.
C-1750	1



- NOTES:
1. NO IN-SITU OR TRANSIENT COMBUSTIBLES PERMITTED IN THIS FIRE ZONE
 2. SEE EC-013-1006 FOR INFORMATION ON TECH. SPEC. FIRE DOORS.
 3. SEE EC-013-1009 FOR INFORMATION ON TECH. SPEC. FIRE DAMPERS.

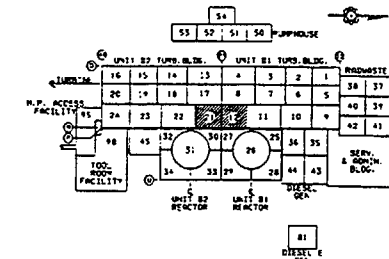




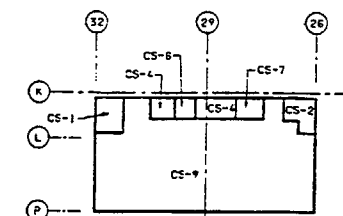
FLOOR PLAN @ EL. 729'-1"

- NOTES:
1. PROTECTED SAFE SHUTDOWN PATH (I.E. DIVISION) IS DEFINED AS THOSE SAFE SHUTDOWN CABLES AND COMPONENTS WHICH MUST BE PROTECTED FROM FIRE DAMAGE WITHIN THE DESIGNATED FIRE ZONE. WHERE BOTH DIVISIONS ARE SHOWN, BOTH DIVISIONS MUST BE PROTECTED.
 2. FIRE RATED BARRIERS AND OTHER FIRE RATED COMPONENTS SHOWN IN THIS DRAWING ARE THE MINIMAL REQUIRED TO MEET THE PROVISIONS OF APPENDIX R TO 10CFR 50.48, APPENDIX A TO BRANCH TECHNICAL POSITION APPENDIX 5.1, PLANT TECHNICAL SPECIFICATIONS AND OTHER BARRIERS AND COMPONENTS DEEMED NECESSARY BY ENGINEERING.
 3. THIS FIRE ZONE CONTAINS CONDUIT IN/508 (STARTING AT EL. 714'-0") WHICH CARRIES CABLES FOR APPENDIX R COMMUNICATION LOOPS 1, 2 & 3. THIS CONDUIT DOES NOT REQUIRE WRAPPING PER FPRR SECTION 6.2.18, REV. 3 DATED 6/88. IF SAFE SHUTDOWN COMPONENTS ARE ADDED OR LOCATED IN THIS FIRE ZONE(S), THE ABOVE CONDUIT SHALL BE RE-EVALUATED FOR FIRE WRAPPING REQUIREMENTS.

LEGEND:		REVISIONS	
	ROOM NUMBER	REV.	DESCRIPTION
	FIRE ZONE	1	REVISED PER EDR 94-020-4 BB & WALKDOWN
	DIVISION 1 PROTECTED SAFE SHUTDOWN PATH	2	REVISED PER EDR 94-020-4 BB & WALKDOWN
	DIVISION 2 PROTECTED SAFE SHUTDOWN PATH	3	REVISED PER EDR 94-020-4 BB & WALKDOWN
	FIRE ZONE BOUNDARY	4	REVISED PER EDR 94-020-4 BB & WALKDOWN
	3 HR. FIRE-RATED WALLS	5	REVISED PER EDR 94-020-4 BB & WALKDOWN
	2 HR. FIRE-RATED WALLS	6	REVISED PER EDR 94-020-4 BB & WALKDOWN
	3 HR. FIRE-RATED FLOORS	7	REVISED PER EDR 94-020-4 BB & WALKDOWN
	2 HR. FIRE-RATED FLOORS	8	REVISED PER EDR 94-020-4 BB & WALKDOWN
	DENOTE SHUTDOWN PATH	9	REVISED PER EDR 94-020-4 BB & WALKDOWN
		QUALITY RELATED	
		SUSQUEHANNA S.E.S. UNITS 1 & 2 CONTROL STRUCTURE FIRE ZONE PLAN ELEVATION 729'-1"	
		AREA 12 & 21, JULY 79, 1" SCALE 3/16"=1'-0"	
		PENNSYLVANIA POWER & LIGHT COMPANY ALLENTOWN, PA.	
		PPAL DRAWING NO. E205990 SHEET NO. 1 REV. NO. 6	
		AE DRAWING NO. C-1751 SHEET NO. 1 REV. NO. 6	



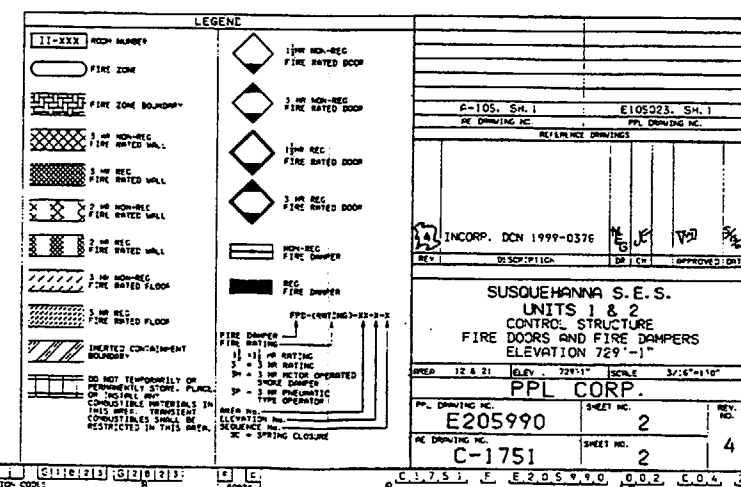
KEYPLAN



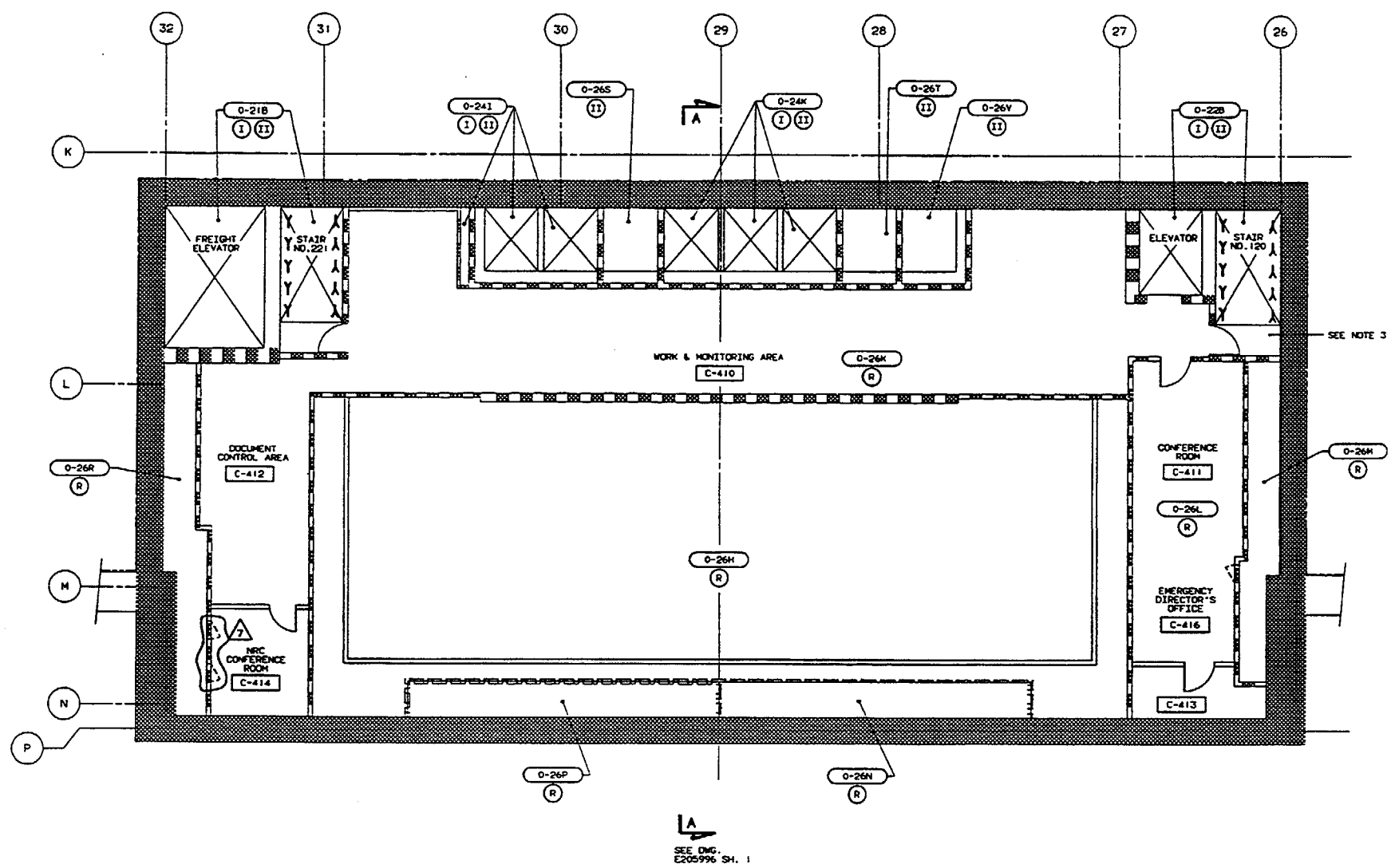
FIRE AREA KEY PLAN

NOTES

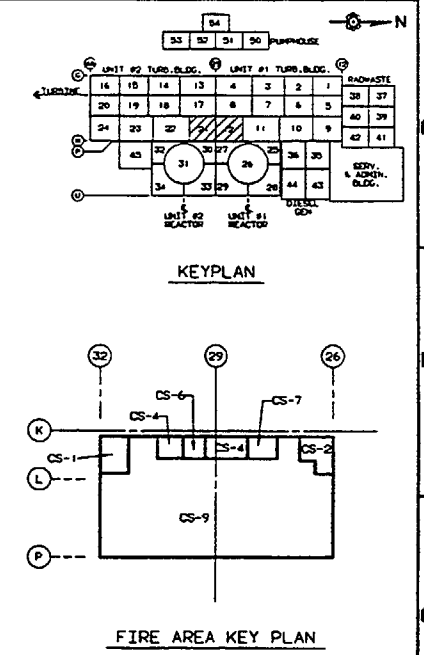
1. NO IN-SITU OR TRANSIENT COMBUSTIBLES PERMITTED IN THIS FIRE ZONE.
2. SEE EC-013-1027 FOR INFORMATION ON FIRE BARRIER SURVEILLANCE REQUIREMENTS.
3. SEE EC-013-1066 FOR INFORMATION ON REGULATORY (REG) FIRE DOORS.
4. SEE EC-013-1069 FOR INFORMATION ON REGULATORY (REG) FIRE DAMPERS.



018 Printed on 10/20/99 1:11
FOR INFORMATION ONLY
F
S
4



FLOOR PLAN @ EL. 741'-1"



- NOTES:
1. PROTECTED SAFE SHUTDOWN PATH (I.E. DIVISION) IS DEFINED AS THOSE SAFE SHUTDOWN CABLES AND COMPONENTS WHICH MUST BE PROTECTED FROM FIRE DAMAGE WITHIN THE DESIGNATED FIRE ZONE. WHERE BOTH DIVISIONS ARE SHOWN, BOTH DIVISIONS MUST BE PROTECTED.
 2. FIRE RATED BARRIERS AND OTHER FIRE RATED COMPONENTS SHOWN IN THIS DRAWING ARE THE MINIMUM REQUIRED TO MEET THE PROVISIONS OF APPENDIX R TO 10CFR 50.48, APPENDIX A TO BRANCH TECHNICAL POSITION APES99.5.1. PLANT TECHNICAL SPECIFICATIONS AND OTHER BARRIERS AND COMPONENTS DEEMED NECESSARY BY ENGINEERING.
 3. THIS FIRE ZONE CONTAINS CONDUIT JHJ008 (STARTING AT EL. 714'-0") WHICH CARRIES CABLES FOR APPENDIX R COMMUNICATION LOOPS 1, 2 & 3. THIS CONDUIT DOES NOT REQUIRE WRAPPING PER FRRR SECTION 6.2.18, REV. 3 DATED 6/98. IF SAFE SHUTDOWN COMPONENTS ARE ADDED OR LOCATED IN THIS FIRE ZONE(S), THE ABOVE CONDUIT SHALL BE RE-EVALUATED FOR FIRE WRAPPING REQUIREMENTS.

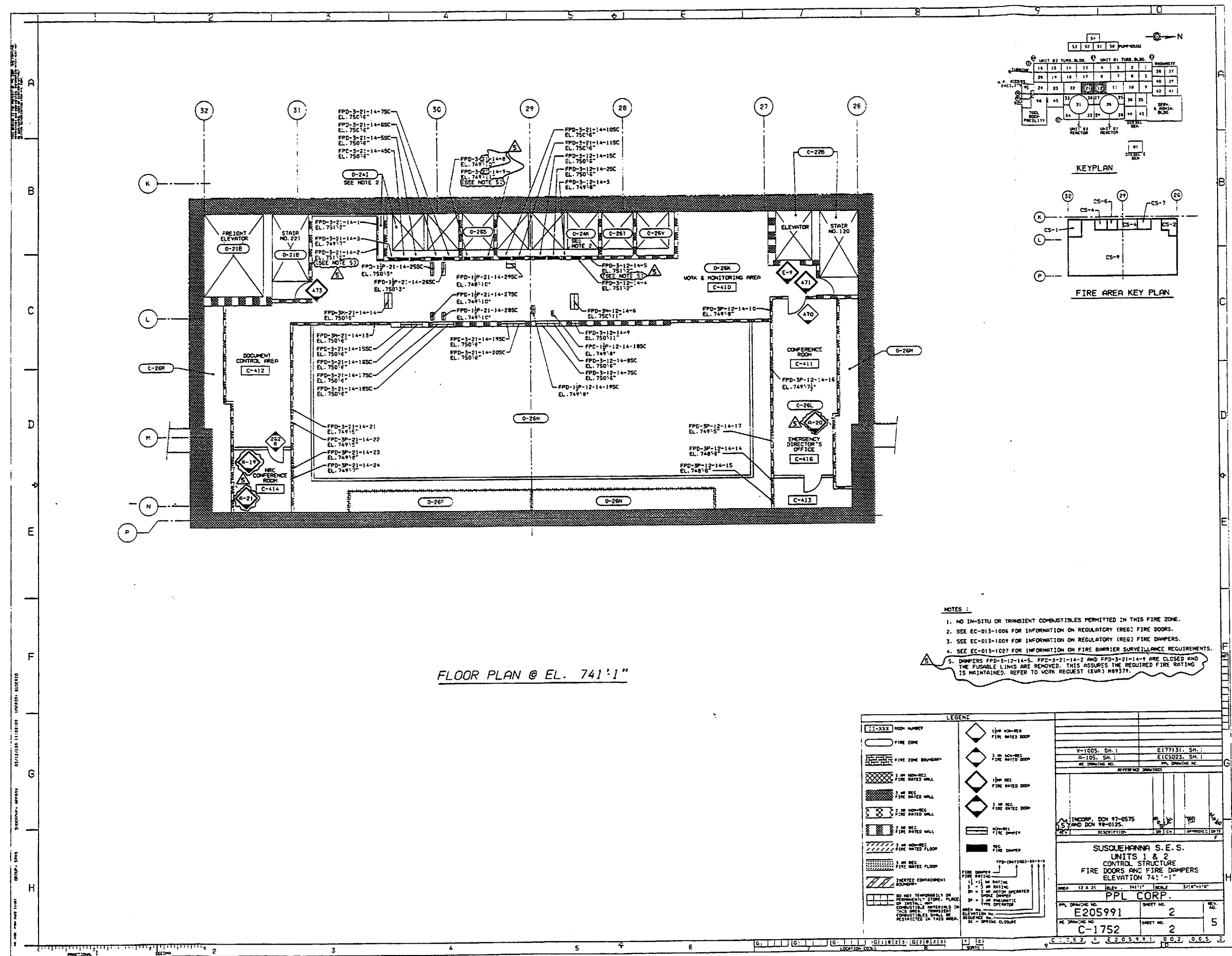
LEGEND:	
[C-201]	ROOM NUMBER
[O-201]	FIRE ZONE
[1]	DIVISION I PROTECTED SAFE SHUTDOWN PATH
[2]	DIVISION II PROTECTED SAFE SHUTDOWN PATH
[Hatched Box]	FIRE ZONE BOUNDARY
[Diagonal Lines]	3 HR. FIRE-RATED WALLS
[Cross-hatch]	3 HR. FIRE-RATED FLOORS
[X-hatch]	3 HR. FIRE-RATED FLOORS
[Dashed Line]	REMOTE SHUTDOWN PATH

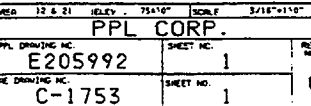
REFERENCE DRAWINGS	
A-105, SH. 1	E105023, SH. 1
C-1757, SH. 1	E205996, SH. 1
AC DRAWING NO.	PPM DRAWING NO.

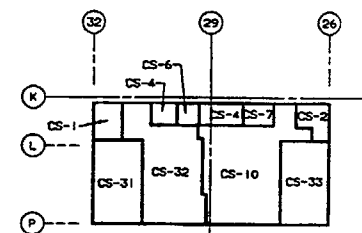
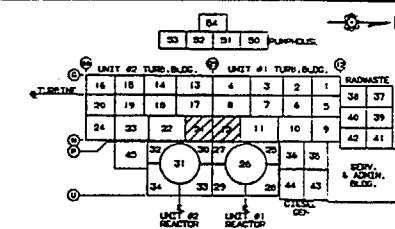
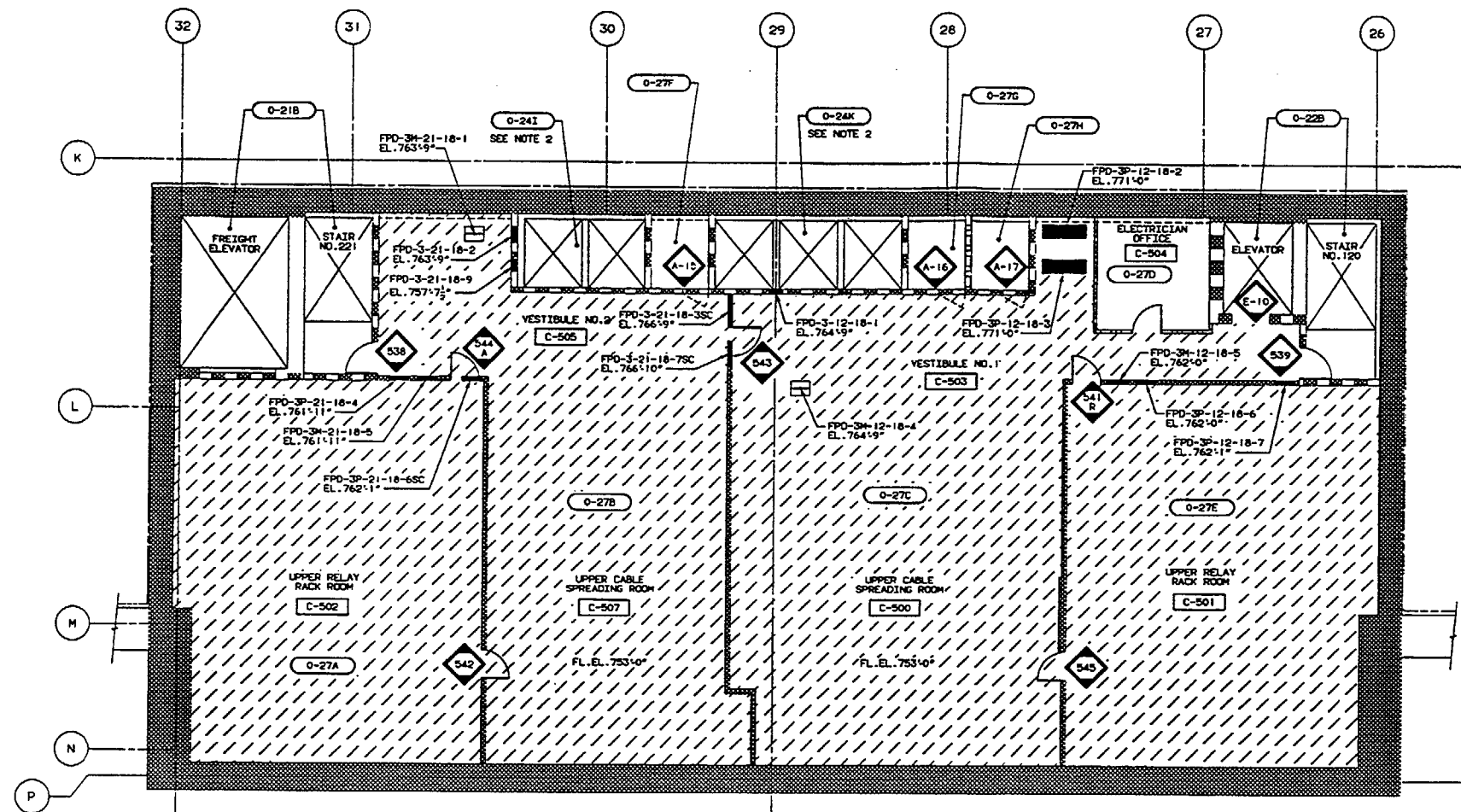
REV	DESCRIPTION	BY	CHK	APPROVED DATE
1	REVISED PER EDR 94-020-4 & WALKDOWN	BB	Y	10/20/99

QUALITY RELATED	
SUSQUEHANNA S.E.S. UNITS 1 & 2 CONTROL STRUCTURE FIRE ZONE PLAN ELEVATION 741'-1"	
AREA 12 & 31	ELEV. 741'-1"
SCALE 3/16"=1'-0"	
PENNSYLVANIA POWER & LIGHT COMPANY ALLIANT ENERGY CORP.	
PPM DRAWING NO. E205991	SHEET NO. 1
AC DRAWING NO. C-1752	SHEET NO. 1
REV. NO. 7	

C, 1, 2, 5, 2, E, E, 2, 0, 5, 9, 9, 1, 0, 0, 1, 0, 0, 7, 2










- NOTES
1. NO-SITU OR TRANSIENT COMBUSTIBLES PERMITTED IN THIS FIRE ZONE.
 2. SEE EC-013-1006 FOR INFORMATION ON TECH. SPEC. FIRE DOORS.
 3. SEE EC-013-1009 FOR INFORMATION ON TECH. SPEC. FIRE DAMPERS.


LOADING


1-201 ROOM NUMBER


 FINE ZONE


 FINE ZONE SCUMPT

 3 HR. FIRE-RATED WALLS

 2 HR. FIRE-RATED WALLS

 3 HR. FIRE-RATED FLOORS

 2 HR. FIRE-RATED FLOORS

 DO NOT TENDRABLY OR PERMANENTLY STORE, PLACE OR INSTALL ANY COMBUSTIBLE MATERIALS IN THIS AREA. TRANSPORT CONTAINERS OR SHALL BE DESTROYED IN THIS AREA.

1 1/2 HR. FIRE RATED DOOR

3 HR. FIRE RATED DOOR

1 1/2 HR. TECH. SPEC. FIRE RATED DOOR

3 HR. TECH. SPEC. FIRE RATED DOOR

FIRE DAMPER

TECH. SPEC. FIRE DAMPER

FPD (RATING)-12-2-1

FIRE DAMPER

1 1/2 - 1 1/2 HR. RATING

3 - 3 HR. RATING

3 - 3 HR. PNEUMATIC SPEC. TYPE

REV

DESCRIPTION

BY

CHK

APPROVED DATE

QUALITY TEST

F

SUSQUEHANNA S.E.S.

UNITS 1 & 2

CONTROL STRUCTURE
DOORS AND FIRE DAMPERS
ELEVATION 754'-0"

AREA

12 & 21

KOLV

754'-0"

SCALE

3/16"=1'-0"

PENNSYLVANIA POWER & LIGHT COMPANY
MILLETOWN PA.

PPAL DRAWING NO.

SHEET NO.

E05992

2

AE DRAWING NO.

SHEET NO.

C-1753

2

REV. NO.

REV. NO.

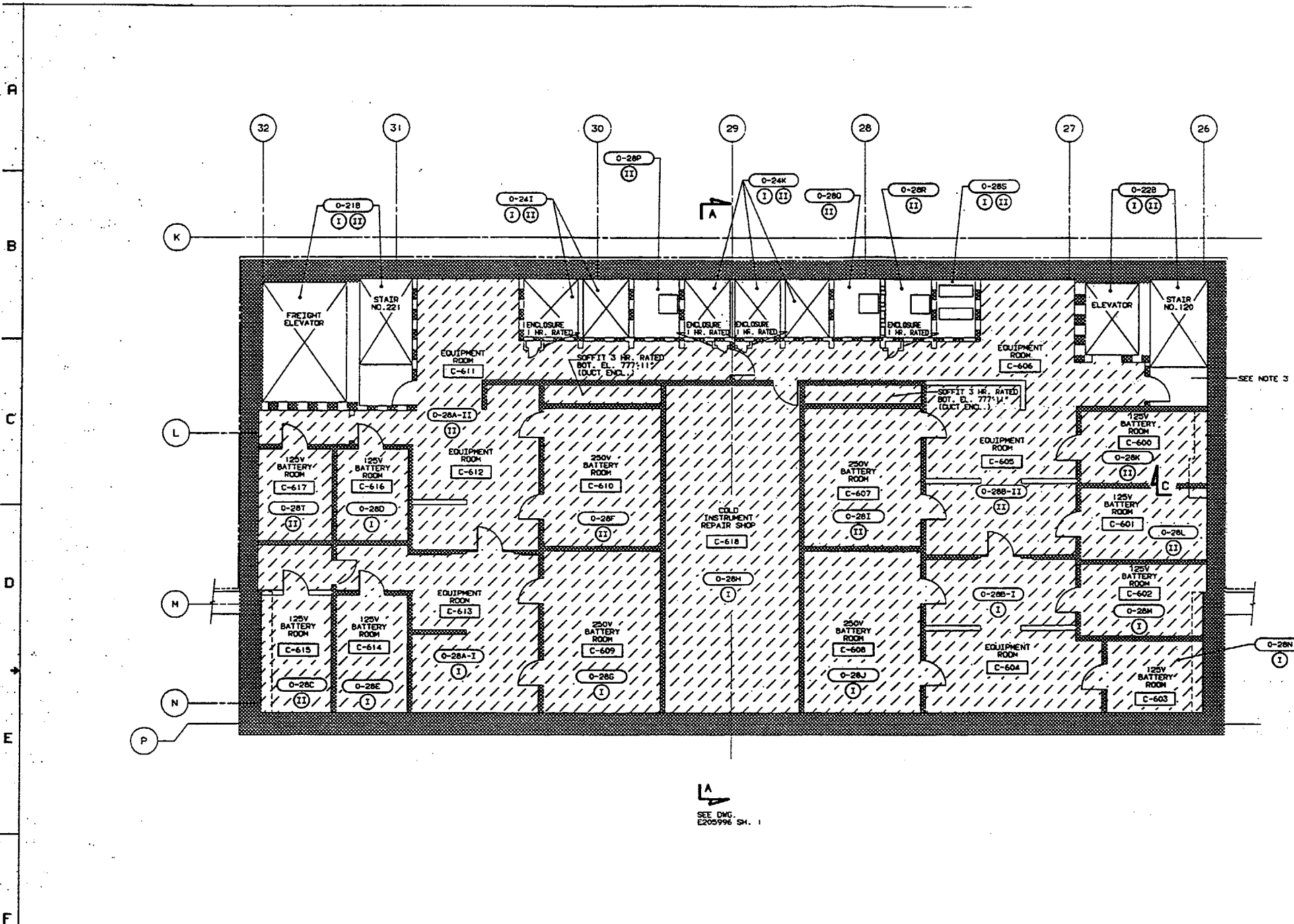
4

120323120323

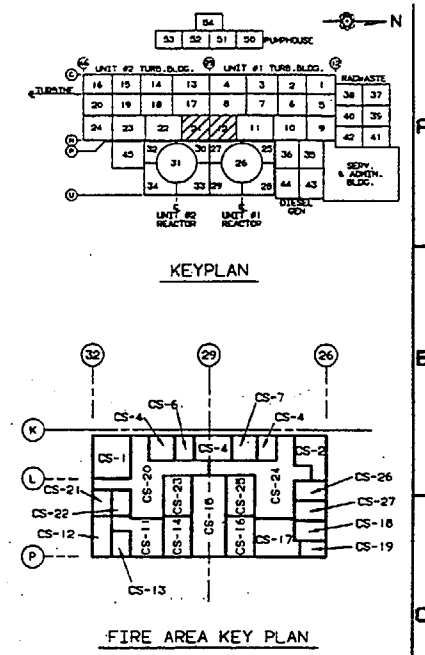
F C

E1753 E E205992 002 004 2

SECTION 12-21 ELEV. 771'-0" SCALE 3/16"=1'-0" PENNSYLVANIA POWER & LIGHT COMPANY ALLENTOWN, PA.

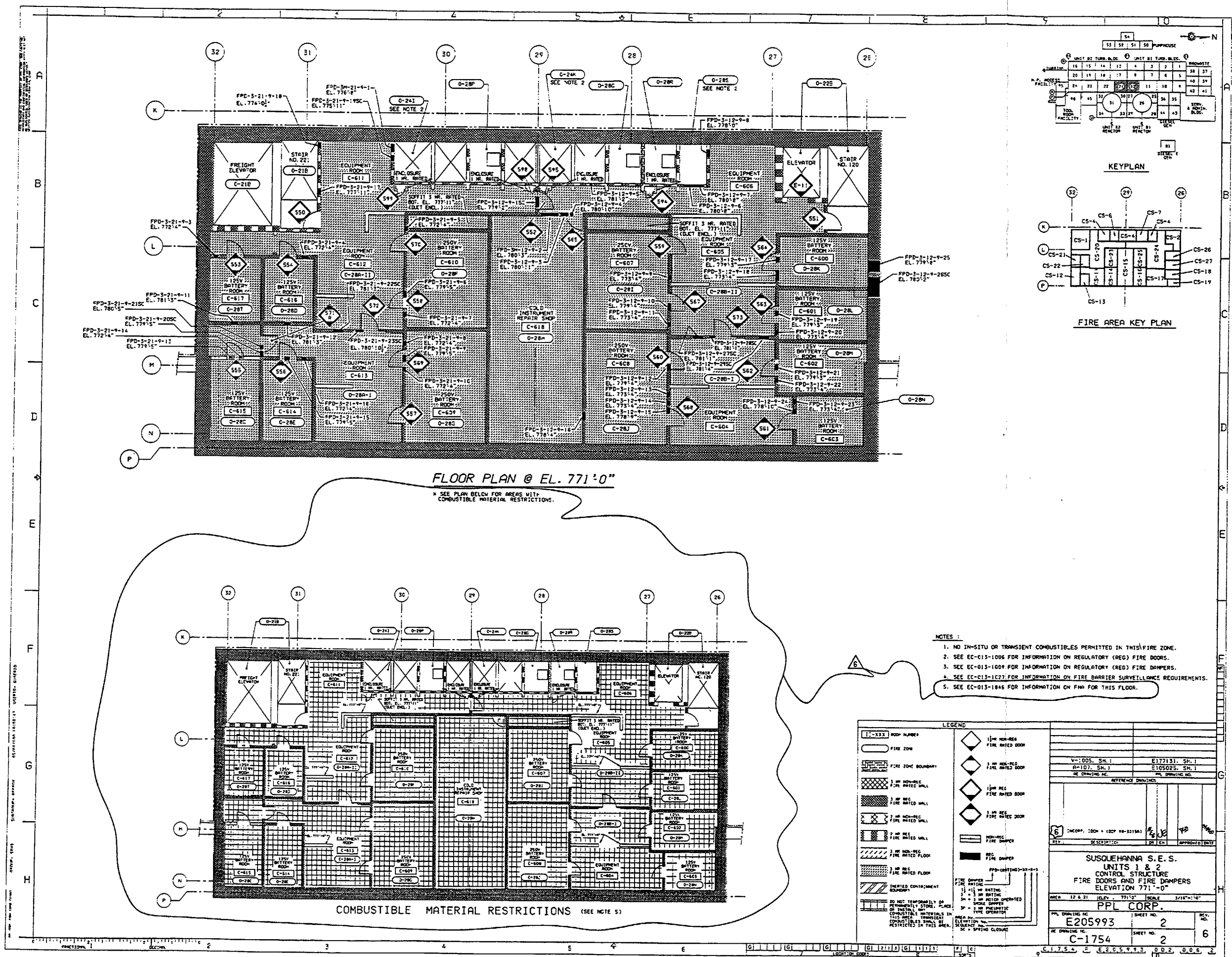


FLOOR PLAN @ EL. 771'-0"

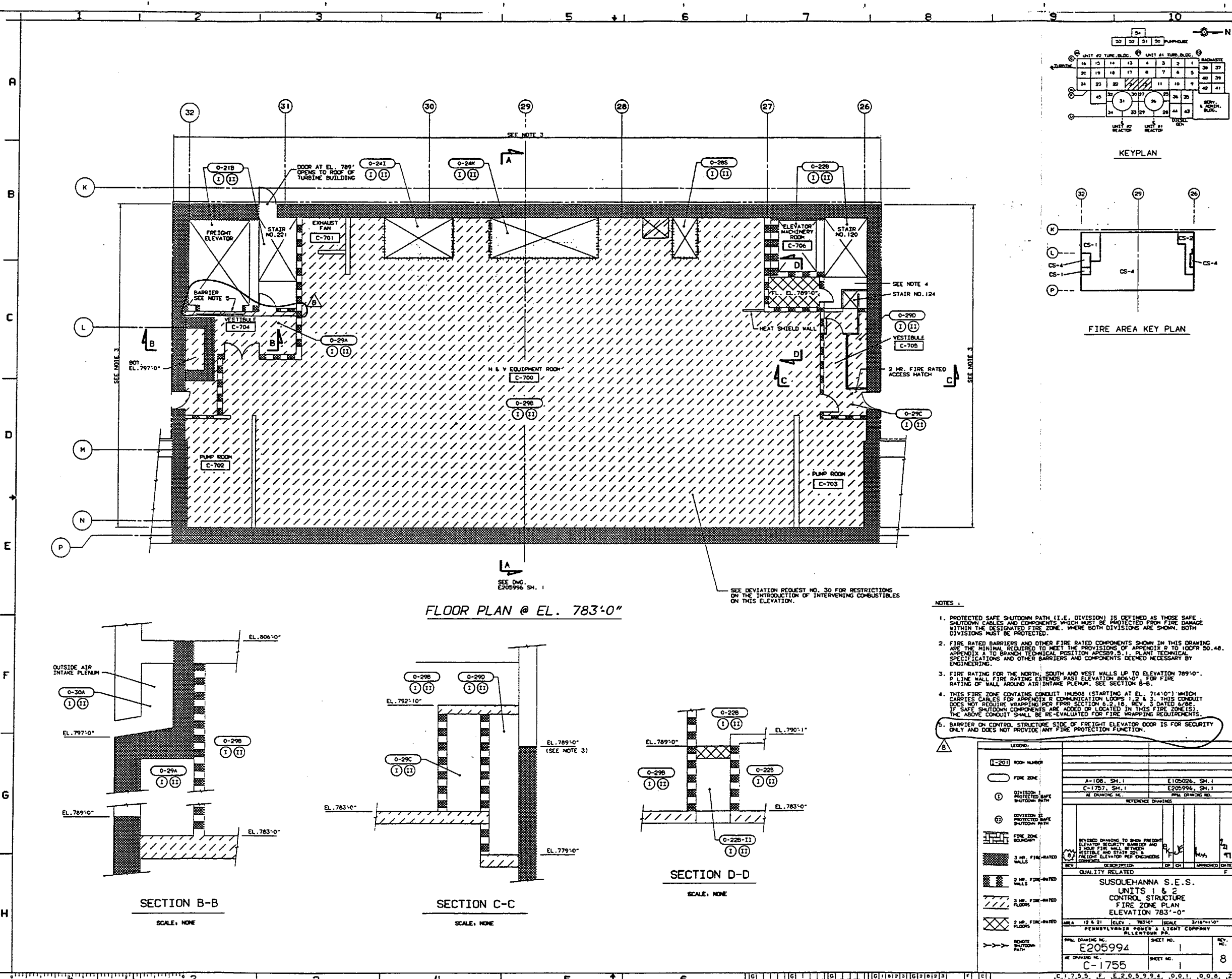


- NOTES:
1. PROTECTED SAFE SHUTDOWN PATH (I.E. DIVISION) IS DEFINED AS THOSE SAFE SHUTDOWN CABLES AND COMPONENTS WHICH MUST BE PROTECTED FROM FIRE DAMAGE WITHIN THE DESIGNATED FIRE ZONE. WHERE BOTH DIVISIONS ARE SHOWN, BOTH DIVISIONS MUST BE PROTECTED.
 2. FIRE RATED BARRIERS AND OTHER FIRE RATED COMPONENTS SHOWN IN THIS DRAWING ARE THE MINIMUM REQUIRED TO MEET THE PROVISIONS OF APPENDIX R TO IBCR 50.48. APPENDIX A TO BRANCH TECHNICAL POSITION APPENDIX 5.1, PLANT TECHNICAL SPECIFICATIONS AND OTHER BARRIERS AND COMPONENTS DEEMED NECESSARY BY ENGINEERING.
 3. THIS FIRE ZONE CONTAINS CONDUIT (HUS08 (STARTING AT D. 714'10" WHICH CARRIES CABLES FOR APPENDIX R COMMUNICATION LOOPS 2 & 3). THIS CONDUIT DOES NOT REQUIRE WRAPPING PER FPR SECTION 6.2.18, REV. 3 DATED 6/98. IF SAFE SHUTDOWN COMPONENTS ARE ADDED OR LOCATED IN THIS FIRE ZONE(S), THE ABOVE CONDUIT SHALL BE RE-EVALUATED FOR FIRE WRAPPING REQUIREMENTS.

LEGEND:			
[Symbol]	ROOM NUMBER		
[Symbol]	FIRE ZONE		
[Symbol]	DIVISION 1 PROTECTED SAFE SHUTDOWN PATH		
[Symbol]	DIVISION 2 PROTECTED SAFE SHUTDOWN PATH		
[Symbol]	FIRE ZONE BOUNDARY		
[Symbol]	3 HR. FIRE-RATED WALLS		
[Symbol]	2 HR. FIRE-RATED WALLS		
[Symbol]	3 HR. FIRE-RATED FLOORS		
[Symbol]	2 HR. FIRE-RATED FLOORS		
[Symbol]	REMOTE SHUTDOWN PATH		
REFERENCE DRAWINGS			
QUALITY RELATED			
SUSQUEHANNA S.E.S. UNITS 1 & 2 CONTROL STRUCTURE FIRE ZONE PLAN ELEVATION 771'-0"			
AREA 12 & 21 ELEV. 771'-0" SCALE 3/16"=1'-0"			
PENNSYLVANIA POWER & LIGHT COMPANY ALLENTOWN, PA.			
DRAWING NO. E205993		SHEET NO. 7	
REV. NO. C-1754		SHEET NO. 1	



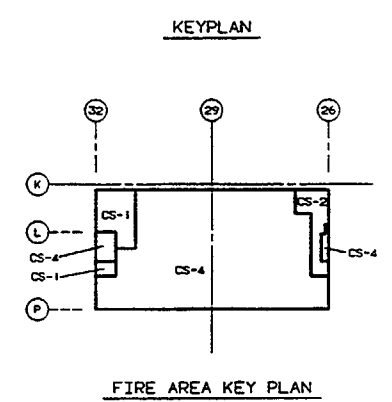
DATE: 12/11/13 BY: JLM/13/13

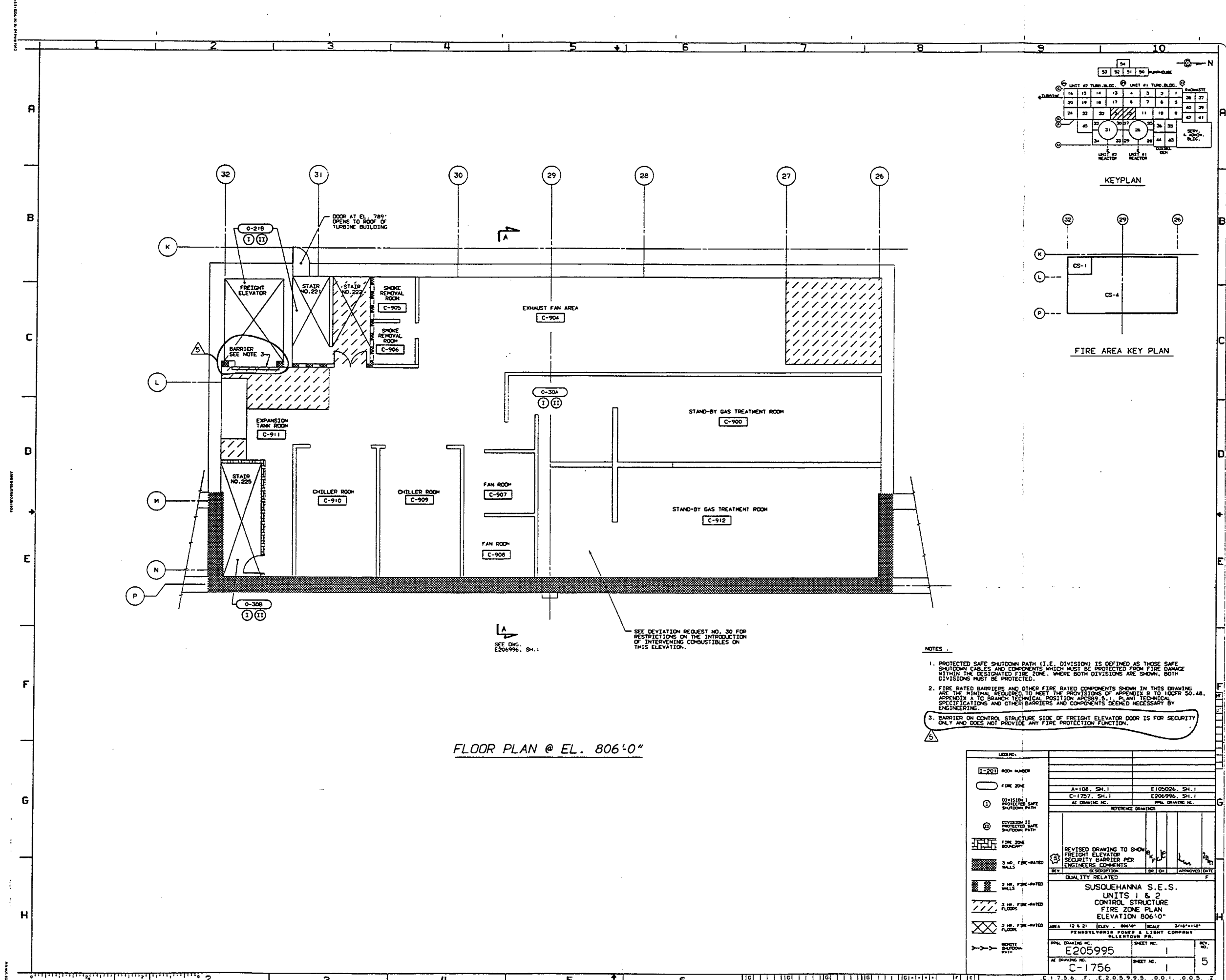


- NOTES:**
1. PROTECTED SAFE SHUTDOWN PATH (I.E. DIVISION) IS DEFINED AS THOSE SAFE SHUTDOWN CABLES AND COMPONENTS WHICH MUST BE PROTECTED FROM FIRE DAMAGE WITHIN THE DESIGNATED FIRE ZONE. WHERE BOTH DIVISIONS ARE SHOWN, BOTH DIVISIONS MUST BE PROTECTED.
 2. FIRE RATED BARRIERS AND OTHER FIRE RATED COMPONENTS SHOWN IN THIS DRAWING ARE THE MINIMUM REQUIRED TO MEET THE PROVISIONS OF APPENDIX B TO IBC/IFC 2012. APPENDIX A TO BRANCH TECHNICAL POSITION APPENDIX 5.1, PLANT TECHNICAL SPECIFICATIONS AND OTHER BARRIERS AND COMPONENTS DEEMED NECESSARY BY ENGINEERING.
 3. FIRE RATING FOR THE NORTH, SOUTH AND WEST WALLS UP TO ELEVATION 789'-0". P LINE WALL FIRE RATING EXTENDS PAST ELEVATION 804'-0". FOR FIRE RATING OF WALL AROUND AIR INTAKE PLENUM, SEE SECTION B-B.
 4. THIS FIRE ZONE CONTAINS CONDUIT (STARTING AT EL. 714'-0") WHICH CARRIES CABLES TO APPENDIX B COMMUNICATIONS LOOPS 1, 2 & 3. THIS CONDUIT DOES NOT REQUIRE WRAPPING PER NFPA SECTION 6.2.18, REV. 3 DATED 6/98. IF SAFE SHUTDOWN COMPONENTS ARE ADDED OR LOCATED IN THIS FIRE ZONE(S), THE ABOVE CONDUIT SHALL BE RE-EVALUATED FOR FIRE WRAPPING REQUIREMENTS.
 5. BARRIER ON CONTROL STRUCTURE SIDE OF FREIGHT ELEVATOR DOOR IS FOR SECURITY ONLY AND DOES NOT PROVIDE ANY FIRE PROTECTION FUNCTION.

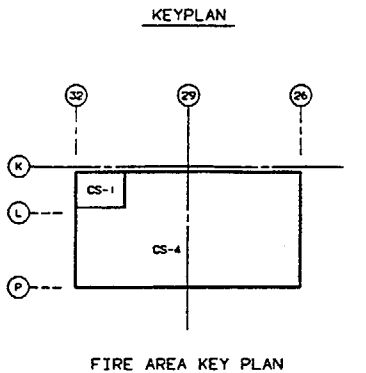
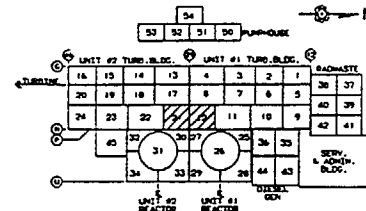
LEGEND:	
[Symbol]	ROOM NUMBER
[Symbol]	FIRE ZONE
[Symbol]	DIVISION 1 PROTECTED SAFE SHUTDOWN PATH
[Symbol]	DIVISION 2 PROTECTED SAFE SHUTDOWN PATH
[Symbol]	3 HR. FIRE-RATED WALLS
[Symbol]	2 HR. FIRE-RATED WALLS
[Symbol]	3 HR. FIRE-RATED FLOORS
[Symbol]	2 HR. FIRE-RATED FLOORS
[Symbol]	ROUTE SHUTDOWN PATH

A-108, SH.1		E105026, SH.1
C-1757, SH.1		E205996, SH.1
AS DRAWING NO.		PPM DRAWING NO.
REFERENCE DRAWING		PPM DRAWING NO.
REVISED DRAWING TO SHOW FREIGHT ELEVATOR SECURITY BARRIER AND 3 HOUR FIRE WALL BETWEEN ELEVATOR AND STAIR NO. 121. FREIGHT ELEVATOR PER ENGINEERING PROVIDED.		7/21/17
REV	DESCRIPTION	DATE
QUALITY RELATED		
SUSQUEHANNA S.E.S.		
UNITS 1 & 2		
CONTROL STRUCTURE		
FIRE ZONE PLAN		
ELEVATION 783'-0"		
DATE: 12/6/21	ELEV: 783'-0"	SCALE: 3/16"=1'-0"
PENNSYLVANIA POWER & LIGHT COMPANY		ALLENTOWN, PA.
PPM DRAWING NO.	SHEET NO.	REV. NO.
E205994	1	
AS DRAWING NO.	SHEET NO.	
C-1755	1	8



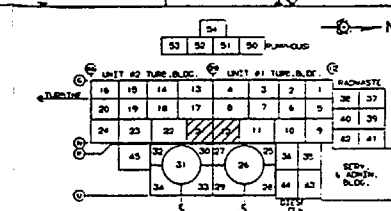


FLOOR PLAN @ EL. 806'-0"
























- NOTES:
- 1. PROTECTED SAFE SHUTDOWN PATH (I.E. DIVISION) IS DEFINED AS THOSE SAFE SHUTDOWN CABLES AND COMPONENTS WHICH MUST BE PROTECTED FROM FIRE DAMAGE WITHIN THE DESIGNATED FIRE ZONE. WHERE BOTH DIVISIONS ARE SHOWN, BOTH DIVISIONS MUST BE PROTECTED.
 - 2. FIRE RATED BARRIERS AND OTHER FIRE RATED COMPONENTS SHOWN IN THIS DRAWING ARE THE MINIMUM REQUIRED TO MEET THE PROVISIONS OF APPENDIX D TO 10CFR 50.48, APPENDIX A TO BRANCH TECHNICAL POSITION AP589.5.1, PLANT TECHNICAL SPECIFICATIONS AND OTHER BARRIERS AND COMPONENTS DEEMED NECESSARY BY ENGINEERING.
 - 3. BARRIER ON CONTROL STRUCTURE SIDE OF FREIGHT ELEVATOR DOOR IS FOR SECURITY ONLY AND DOES NOT PROVIDE ANY FIRE PROTECTION FUNCTION.

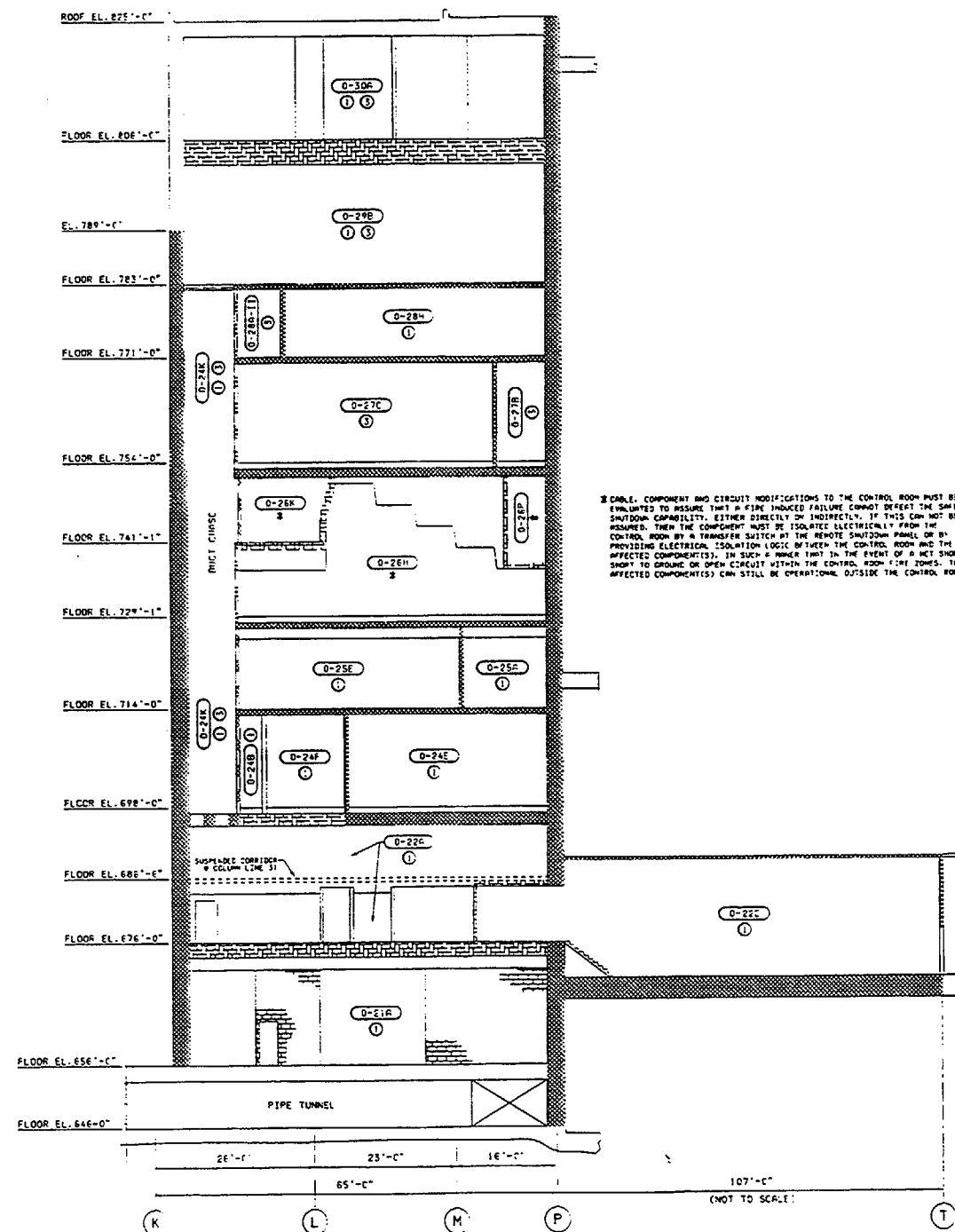
LEGEND:	
[Symbol]	ROOM NUMBER
[Symbol]	FIRE ZONE
[Symbol]	DIVISION 1 PROTECTED SAFE SHUTDOWN PATH
[Symbol]	DIVISION 2 PROTECTED SAFE SHUTDOWN PATH
[Symbol]	FIRE ZONE BOUNDARY
[Symbol]	3 HR. FIRE-RATED WALLS
[Symbol]	2 HR. FIRE-RATED WALLS
[Symbol]	3 HR. FIRE-RATED FLOORS
[Symbol]	2 HR. FIRE-RATED FLOORS
[Symbol]	SECURITY SHUTDOWN PATH
REFERENCE DRAWINGS	
REVISED DRAWING TO SHOW FREIGHT ELEVATOR SECURITY BARRIER PER ENGINEERING COMMENTS	
QUALITY RELATED	
SUSQUEHANNA S.E.S. UNITS 1 & 2 CONTROL STRUCTURE FIRE ZONE PLAN ELEVATION 806'-0"	
AREA 12 & 21	ELEV. 806'-0"
SCALE 3/16"=1'-0"	
PENNSYLVANIA POWER & LIGHT COMPANY	ALLIANCE INC.
PPAL DRAWING NO. E205995	SHEET NO. 1
AC DRAWING NO. C-1756	SHEET NO. 1
REV. NO. 5	



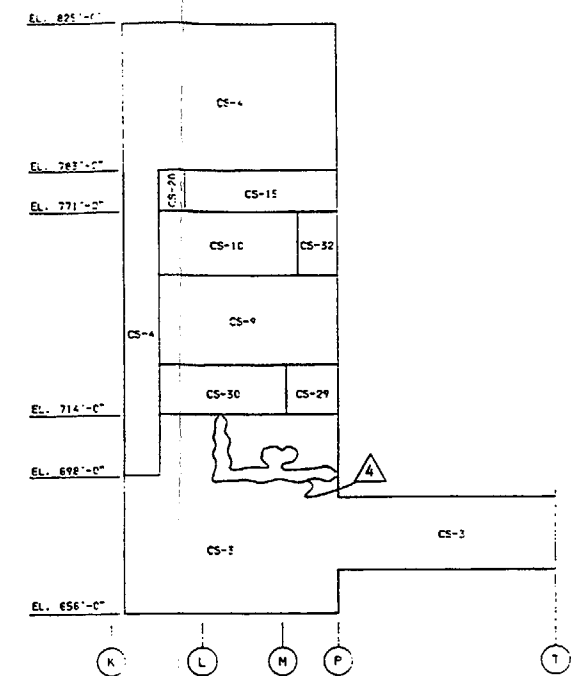
NOTES

1. SEE EC-013-1006 FOR INFORMATION ON TECH. SPEC. FIRE DOORS.
2. SEE EC-013-1009 FOR INFORMATION ON TECH. SPEC. FIRE DAMPERS.
3. BARRIER ON CONTROL STRUCTURE SIDE OF FREIGHT ELEVATOR IS FOR SECURITY ONLY AND DOES NOT PROVIDE ANY FIRE PROTECTION FUNCTION.

LEGEND		LEGEND	
1-201 ROOM NUMBER			
 FIRE ZONE	 1/2 HR. FIRE RATED DOOR		
 FIRE ZONE BOUNDARY	 3 HR. FIRE RATED DOOR	V-1005, SH. 1	E177131, SH. 1
 3 HR. FIRE-RATED WALLS	 1/2 HR. TECH. SPEC. FIRE RATED DOOR	A-108, SH. 1	E105026, SH. 1
 2 HR. FIRE-RATED WALLS	 3 HR. TECH. SPEC. FIRE RATED DOOR	AT DRAWING NO. _____	
 1 HR. FIRE-RATED FLOOR	 FIRE DAMPER	REFERENCE DRAWING: _____	
 2 HR. FIRE-RATED FLOOR	 TECH. SPEC. FIRE DAMPER	REVISED DRAWING TO SHOW	
 DO NOT TEMPORARILY OR PERMANENTLY STORE, PLACE OR INSTALL ANY COMBUSTIBLE MATERIALS IN THIS AREA. THESE ARE RESTRICTED AREAS IN THIS AREA.	 FIRE DAMPER  FIRE RATING  DRAWING NO.  SCHEDULE	FREIGHT ELEVATOR SECURITY BARRIER PER ENGINEERS COMMENT	
	 FIRE RATING  1 1/2" - 1 1/2 MR. BATING  3" - 3 HR. BATING  3" - 3 HR. POLYURETHIC GPR - TYP	REV. _____	DATE _____
		QUALITY RELATED _____ SUSQUEHANNA S.E.S. UNITS 1 & 2 CONTROL STRUCTURE FIRE DOORS AND FIRE DAMPERS ELEVATION 806'-0"	
		DWG. _____ OF SHEET _____ OF _____	DATE _____ BY _____ CHECKED _____ APPROVED _____
		AREA 12 & 21 PERMISSIBLE PORT & LIGHT COMPLIANT ALLENTOWN PA.	
		DWG. NO. _____ E205995 AT DRAWING NO. _____	SHEET NO. _____ E SHEET NO. _____ ?
		C-1756 ?	



SECTION A-A



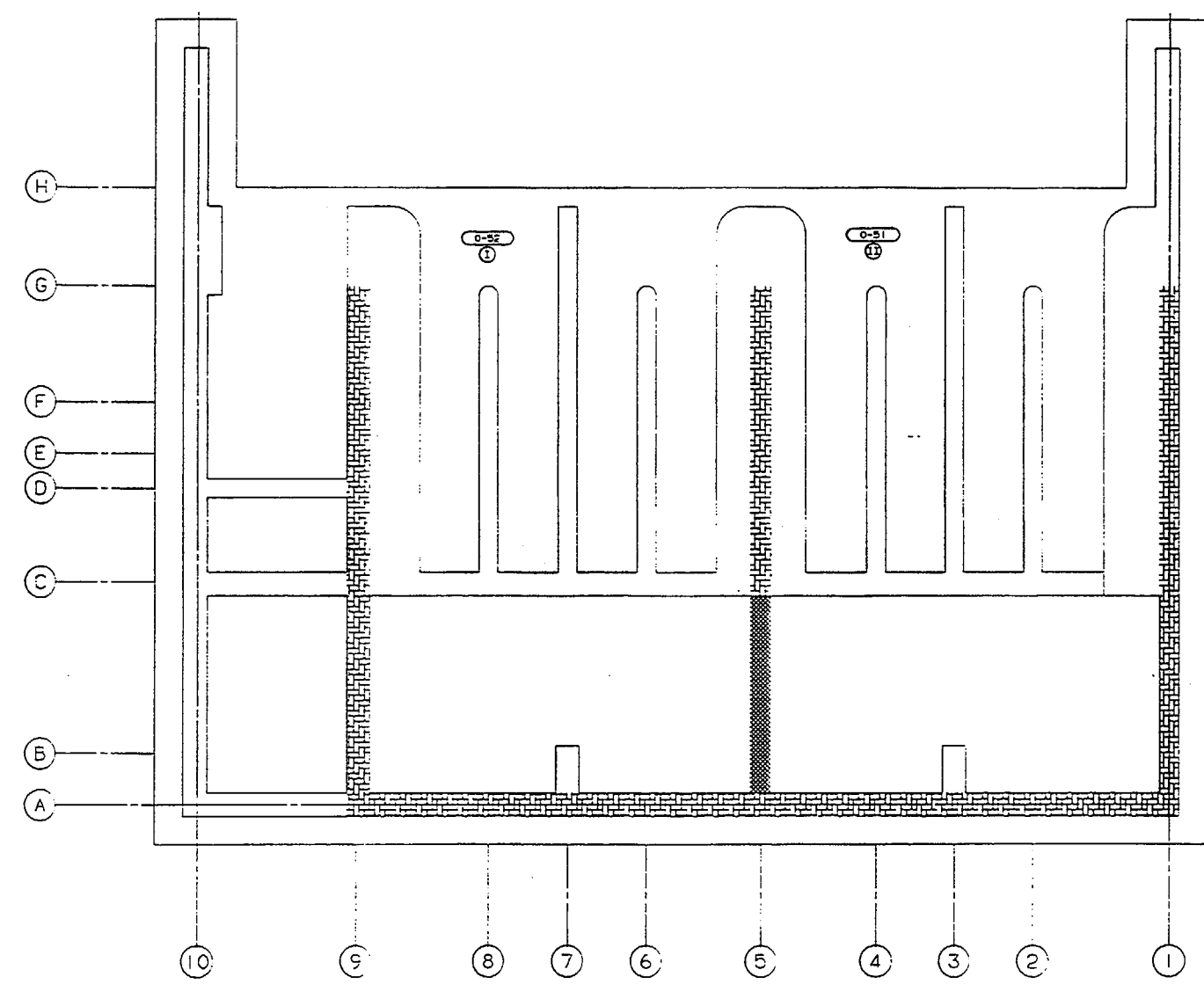

FIRE AREA KEY PLAN

NOTE :

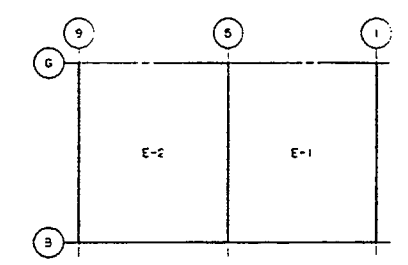
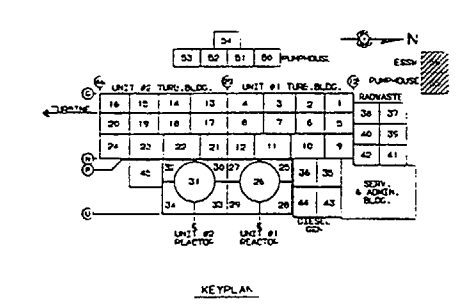
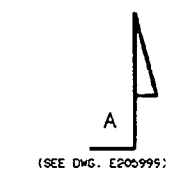
- 1. PROTECTED SPACE SKETCHES (I.E. DIVISIONS) IS DEFINED AS THOSE DRAWINGS SHOWING CABLES AND COMPONENTS WHICH MUST BE PROTECTED FROM FIRE AND WHICH ARE LOCATED IN FIRE ZONE. WHERE BOTH DIVISIONS ARE SHOWN, BOTH DIVISIONS MUST BE PROTECTED.
- 2. FIRE RATED BARRIERS AND OTHER FIRE RATED COMPONENTS SHOWN IN THIS DRAWING ARE TO BE CONSIDERED AS FIRE BARRIER EQUIPMENT. THE DRAWING IS TO BE APPENDED TO A BRANCHY TECHNICAL POSITION APPROPRIATE TO PLANT TECHNICAL SPECIFICATIONS AND OTHER BARRIERS AND COMPONENTS DEEMED NECESSARY BY THE ENGINEERING.
- 3. NO IN-SITU OR TRANSIENT COMBUSTIBLES PERMITTED IN THIS FIRE ZONE.
- 4. SEE ECHS-0102 FOR INFORMATION ON FIRE BARRIER SURVEILLANCE REQUIREMENTS.
- 5. SEE ECHS-0102 FOR INFORMATION ON FIRE PROTECTION FEATURES SURVEILLANCE REQUIREMENTS.

LEGEND:			
11-KXX	ROOM NUMBER		
	FIRE ZONE		
①	SAFE SHUTDOWN PATH 1 DIVISION 1 PROTECTED	A-18	E184302, SPT'S 11-13
②	SAFE SHUTDOWN PATH 2 REMOTE SHUTDOWN FOR CONTROL ROOM FIRES	C-1746 THRU C-1756	E205958 THRU E205995
③	SAFE SHUTDOWN PATH 3 DIVISION 11 PROTECTED	HE DRAINING IN	HE DRAINING IN
	FIRE ZONE BOUNDARY	INTERFERENCE DRAINING	
	1. NO NON-REEL FIRE RATED WALL	<div> <div>4</div> <div>INCORP. DCN 93-0626 AND 1DCN1 (DCP 96-907...)</div> <div>REV. DESCRIPTION</div> <div> <div>MA</div> <div>OK</div> <div>TSB</div> <div>THAN</div> </div> </div>	
	2. NO REEL FIRE RATED WALL		
	3. NO NON-REEL FIRE RATED WALL	<div> <div>SUSQUEHANNA S.E.S.</div> <div>UNITS 1&2</div> <div>CONTROL STRUCTURE</div> <div>FIRE ZONE ELEVATION</div> <div>SECTION A-C</div> </div>	
	4. NO REEL FIRE RATED WALL		
	5. NO NON-REEL FIRE RATED FLOOR	<div> <div>AREA</div> <div>12 & 21</div> <div>ELEV.</div> <div>A-1</div> <div>SCALE</div> <div>1/8" = 1'-0"</div> </div>	
	6. NO REEL FIRE RATED FLOOR	<div> <div>PPL CORP.</div> </div>	
	INTERFERE CONTAINMENT BOUNDARY	<div> <div>PPL DRAINING IN</div> <div>E205996</div> <div>1</div> <div>REV. NO.</div> </div>	
	REMOTE SHUTDOWN PATH	<div> <div>RE DRAINING IN</div> <div>C-1757</div> <div>1</div> <div>1</div> <div>4</div> </div>	

13 12 11 10 9 8 7 6 5 4 3 2 1
A B C D E F G H

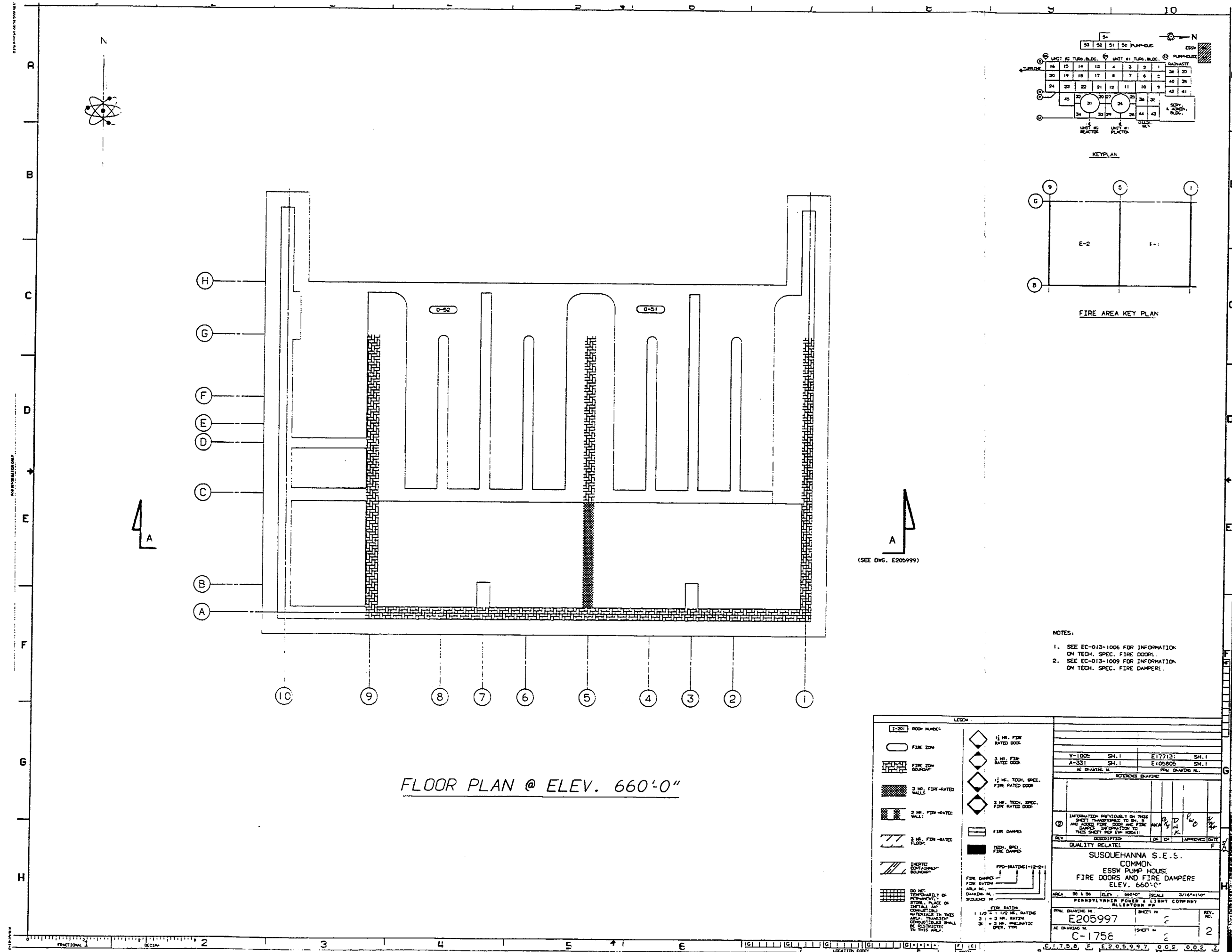


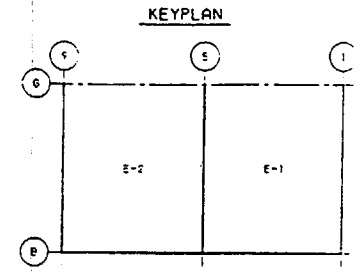
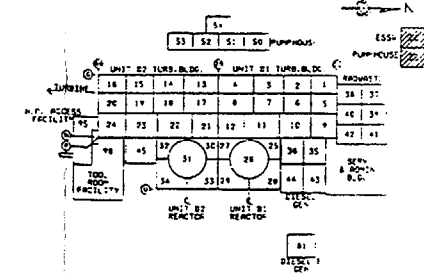
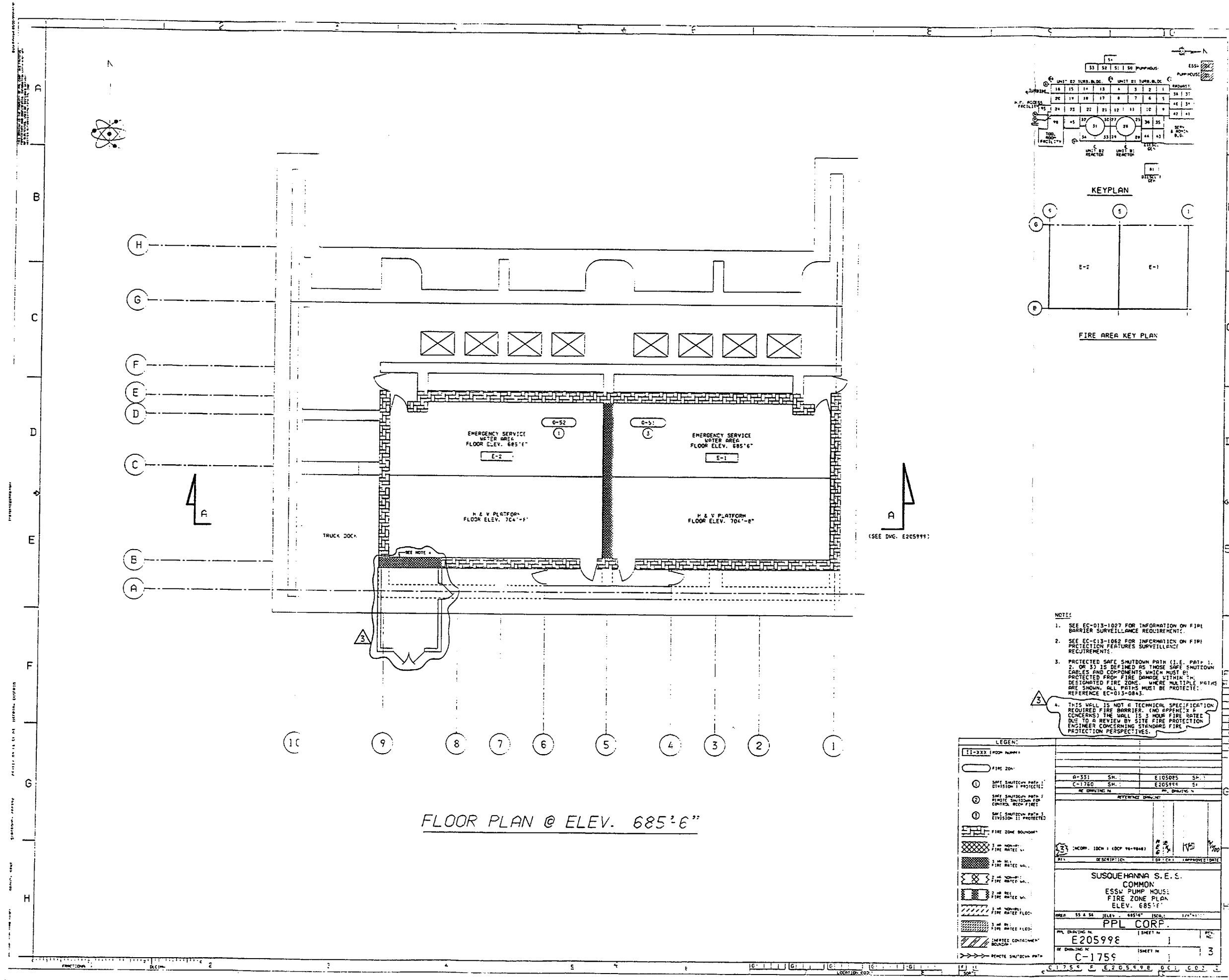
FLOOR PLAN @ ELEV. 660'-0"



NOTES:
1. PROTECTED SAFE SHUTDOWN PATH (I.E. DIVISION) IS DEFINED AS THOSE SAFE SHUTDOWN CABLES AND COMPONENTS WHICH MUST BE PROTECTED FROM FIRE DAMAGE WITHIN THE DESIGNATED FIRE ZONE. WHERE BOTH DIVISIONS ARE SHOWN, BOTH DIVISIONS MUST BE PROTECTED.

LEGEND																																							
[Symbol]	ROOM NUMBER																																						
[Symbol]	FIRE ZONE																																						
[Symbol]	DIVISION I PROTECTED SAFE SHUTDOWN PATH																																						
[Symbol]	DIVISION II PROTECTED SAFE SHUTDOWN PATH																																						
[Symbol]	FIRE ZONE BOUNDARY																																						
[Symbol]	3 HR. FIRE-RATED WALLS																																						
[Symbol]	2 HR. FIRE-RATED WALLS																																						
[Symbol]	3 HR. FIRE-RATED FLOORS																																						
[Symbol]	INTERLOCK CONTACT POINT BOUNDARY																																						
[Symbol]	REVERT SHUTDOWN PATH																																						
<table><tr><td>INCORP. DON 93-0627 AND REVISED PER ENR 100411</td><td>AKA</td><td>BY</td><td>DATE</td></tr><tr><td>DESCRIPTION</td><td>DR</td><td>CH</td><td>APPROVED DATE</td></tr><tr><td colspan="4">QUALITY RELATED</td></tr><tr><td colspan="4">SUSQUEHANNA S.E.S. COMMON ESSW PUMP HOUSE FIRE ZONE PLAN ELEV. 660'-0"</td></tr><tr><td>AREA</td><td>DR & BG</td><td>DATE</td><td>SCALE</td></tr><tr><td>3/10/11</td><td>4/10/11</td><td>3/10/11</td><td>3/10/11</td></tr><tr><td colspan="4">PENNSYLVANIA POWER & LIGHT COMPANY ALLENTOWN, PA.</td></tr><tr><td>REV. DRAWING NO.</td><td>E205997</td><td>SHEET NO.</td><td>1</td></tr><tr><td>REV. DRAWING NO.</td><td>C-1758</td><td>SHEET NO.</td><td>2</td></tr></table>				INCORP. DON 93-0627 AND REVISED PER ENR 100411	AKA	BY	DATE	DESCRIPTION	DR	CH	APPROVED DATE	QUALITY RELATED				SUSQUEHANNA S.E.S. COMMON ESSW PUMP HOUSE FIRE ZONE PLAN ELEV. 660'-0"				AREA	DR & BG	DATE	SCALE	3/10/11	4/10/11	3/10/11	3/10/11	PENNSYLVANIA POWER & LIGHT COMPANY ALLENTOWN, PA.				REV. DRAWING NO.	E205997	SHEET NO.	1	REV. DRAWING NO.	C-1758	SHEET NO.	2
INCORP. DON 93-0627 AND REVISED PER ENR 100411	AKA	BY	DATE																																				
DESCRIPTION	DR	CH	APPROVED DATE																																				
QUALITY RELATED																																							
SUSQUEHANNA S.E.S. COMMON ESSW PUMP HOUSE FIRE ZONE PLAN ELEV. 660'-0"																																							
AREA	DR & BG	DATE	SCALE																																				
3/10/11	4/10/11	3/10/11	3/10/11																																				
PENNSYLVANIA POWER & LIGHT COMPANY ALLENTOWN, PA.																																							
REV. DRAWING NO.	E205997	SHEET NO.	1																																				
REV. DRAWING NO.	C-1758	SHEET NO.	2																																				





- NOTES:
- SEE EC-013-1027 FOR INFORMATION ON FIRE BARRIER SURVEILLANCE REQUIREMENTS.
 - SEE EC-013-1062 FOR INFORMATION ON FIRE PROTECTION FEATURES SURVEILLANCE REQUIREMENTS.
 - PROTECTED SAFE SHUTDOWN PATH (I.E. PATH 1, 2, OR 3) IS DEFINED AS THOSE SAFE SHUTDOWN CABLES AND COMPONENTS WHICH MUST BE PROTECTED FROM FIRE DAMAGE WITHIN THE DESIGNATED FIRE ZONE. WHERE MULTIPLE PATHS ARE SHOWN, ALL PATHS MUST BE PROTECTED. REFERENCE EC-013-0843.
 - THIS WALL IS NOT A TECHNICAL SPECIFICATION REQUIRED FIRE BARRIER. (NO APPENDIX A CONCERNS) THE WALL IS 3 HOUR FIRE RATED DUE TO A REVIEW BY SITE FIRE PROTECTION ENGINEER CONCERNING STANDARD FIRE PROTECTION PERSPECTIVES.

LEGEND:	
11-XXX (ROOM NUMBER)	
1	SAFE SHUTDOWN PATH 1 DIVISION 1 PROTECTED
2	SAFE SHUTDOWN PATH 2 DIVISION 2 PROTECTED
3	SAFE SHUTDOWN PATH 3 DIVISION 3 PROTECTED
4	FIRE ZONE BOUNDARY
5	3 HR. NON-IMP. FIRE RATED WALL
6	3 HR. NON-IMP. FIRE RATED WALL
7	2 HR. NON-IMP. FIRE RATED WALL
8	2 HR. NON-IMP. FIRE RATED WALL
9	3 HR. NON-IMP. FIRE RATED FLOOR
10	3 HR. NON-IMP. FIRE RATED FLOOR
11	SMARTER CONTAINMENT BARRIER
12	REMOTE SHUTDOWN PATH

SUSQUEHANNA S.E.S. COMMON	
ESS PUMP HOUSE	
FIRE ZONE PLAN	
ELEV. 685'-6"	
DRW. 55 & 56	ELEV. 685'-6"
DATE 10/1/88	SCALE 1/4"=1'-0"
PPL CORP.	
DRWING NO. E205998	SHEET NO. 1
OF DRAWING NO. C-1759	SHEET NO. 3

1-301	ROOM NUMBER:	1 1/2 HR. FIRE RATED DOOR 3 HR. FIRE RATED DOOR 1 1/2 HR. TECH. SPEC. FIRE RATED DOOR 3 HR. TECH. SPEC. FIRE RATED DOOR FIRE DAMPED TECH. SPEC. FIRE DAMPED							
FIRE ZONE FIRE ZONE BOUNDARY 3 HR. FIRE RATED WALLS 2 HR. FIRE RATED WALLS 3 HR. FIRE RATED FLOOR INSULATED CONTAINMENT BOUNDARY DO NOT COMPLY WITH PERMANENTLY REMOVED, OR INSTALL AN ALTERNATE MATERIALS IN THIS AREA. TRANSITION COMPLETED SHALL BE INDICATED IN THIS AREA.	<p style="text-align: center;">FIRE DAMPED (RATING)-1-2-0-1</p> <p style="text-align: center;">FIRE DAMPED FIRE RATING DAMPING IN SECTIONS IN FIRE RATING 1 1/2 = 1 1/2 HR. RATING 2 = 2 HR. RATING 3 = 3 HR. RATING OPCR. TYP.</p>								
<div style="display: flex; justify-content: space-between;"> <div> <p>V-1005 SH.1 E177131 SH.1</p> <p>A-331 SH.1 E105085 SH.1</p> <p>NE DRAWING IN. PMS. DRAWING IN.</p> </div> <div style="text-align: center;"> <p>NOTICE DRAWING</p> <table border="1" style="width: 100%; border-collapse: collapse;"> <tr> <td style="width: 25%; height: 40px;"></td> <td style="width: 25%; height: 40px;"></td> <td style="width: 25%; height: 40px;"></td> <td style="width: 25%; height: 40px;"></td> </tr> </table> </div> <div> <p>INFORMATION PREVIOUSLY ON THIS SHEET TRANSFERRED TO THIS SHEET AND ADDED FIRE DOOR AND FIRE DAMPED CONSTRUCTION THIS SHEET FOR THE ROOM 1111</p> </div> </div>									
<p>REV (2)</p>		<p>QUALITY RELATE</p>							
<p>SUSQUEHANNA S.E.S.</p> <p>COMMON</p> <p>ESSN PUMP HOUSE</p> <p>FIRE DOORS AND FIRE DAMPERS</p> <p>ELEV. 685'±</p>									
<p>AREA 50 & 51 ELEV. - 685'± [CAL] 1/4"=1'-0"</p>		<p>REVISIONS</p> <table border="1" style="width: 100%; border-collapse: collapse;"> <tr> <td style="width: 50%;">PMS. DRAWING IN.</td> <td style="width: 50%;">SHEET IN.</td> </tr> <tr> <td style="text-align: center;">E205998</td> <td style="text-align: center;">2</td> </tr> <tr> <td style="text-align: center;">C-1759</td> <td style="text-align: center;">2</td> </tr> </table>		PMS. DRAWING IN.	SHEET IN.	E205998	2	C-1759	2
PMS. DRAWING IN.	SHEET IN.								
E205998	2								
C-1759	2								

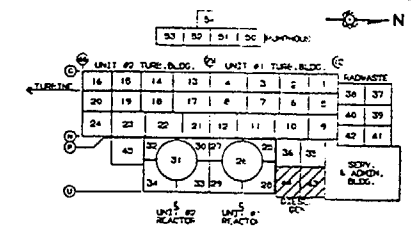

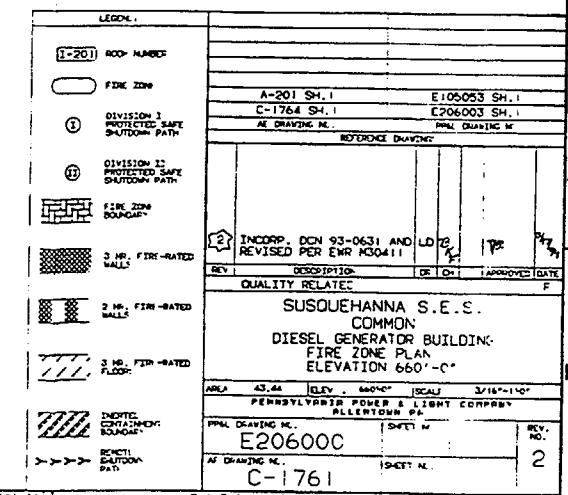


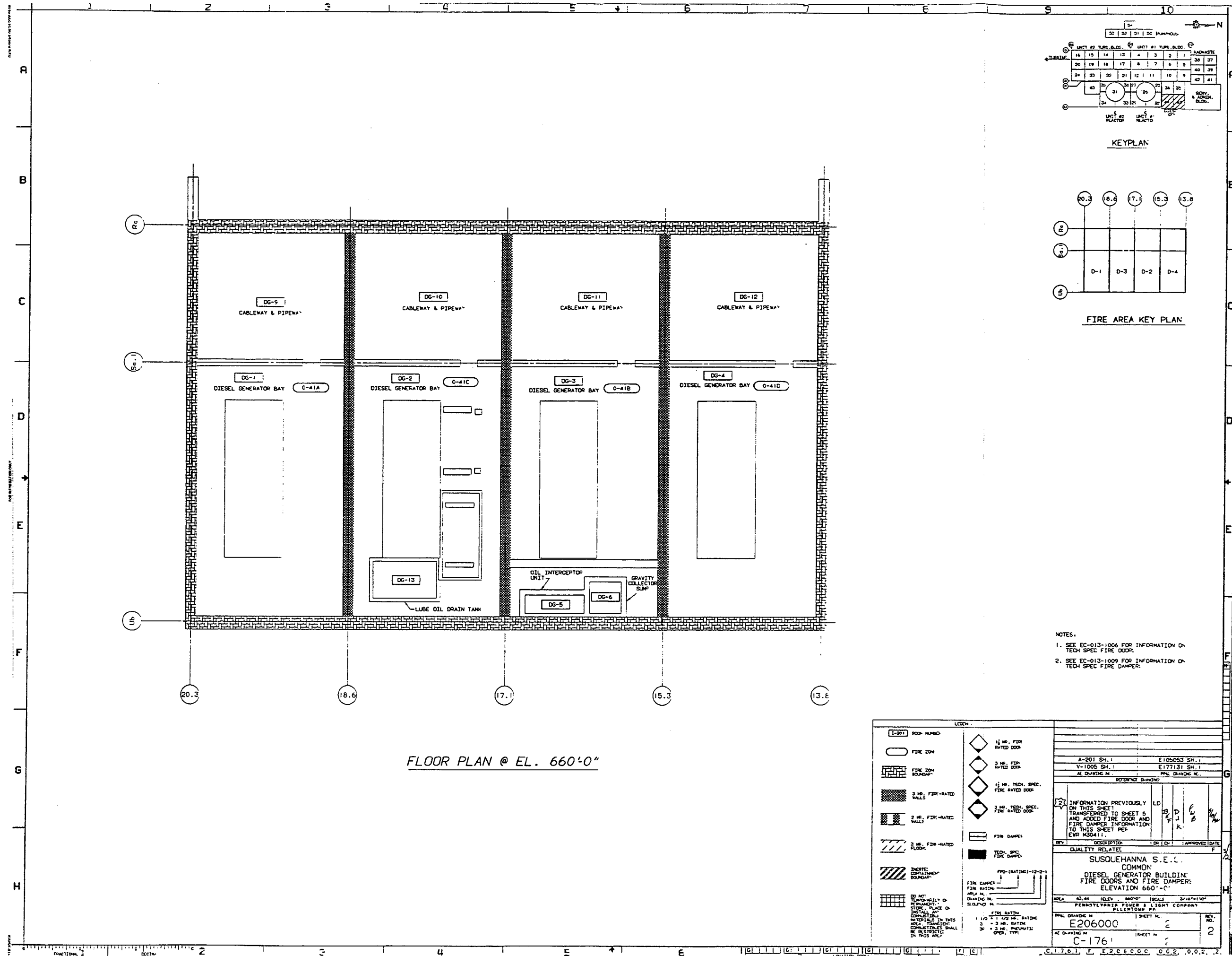
Figure 1 shows a four-stage shift register. The stages are labeled D-1, D-3, D-2, and D=4. Above each stage is a circular register element containing a value: 20.3, 18.6, 17.1, and 15.3 respectively. To the right of the stages is a circular register element containing 13.2. On the left, three circular elements are labeled Re, Pa, and Us, with lines connecting them to the stages.

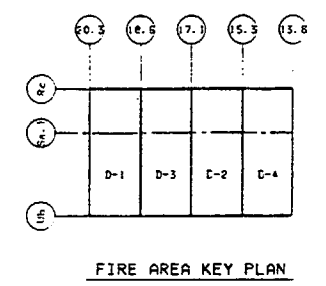
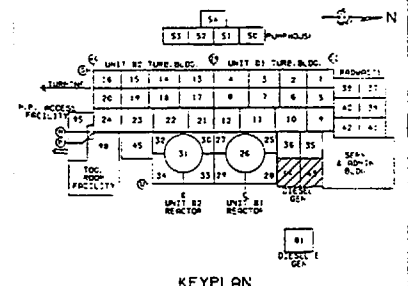
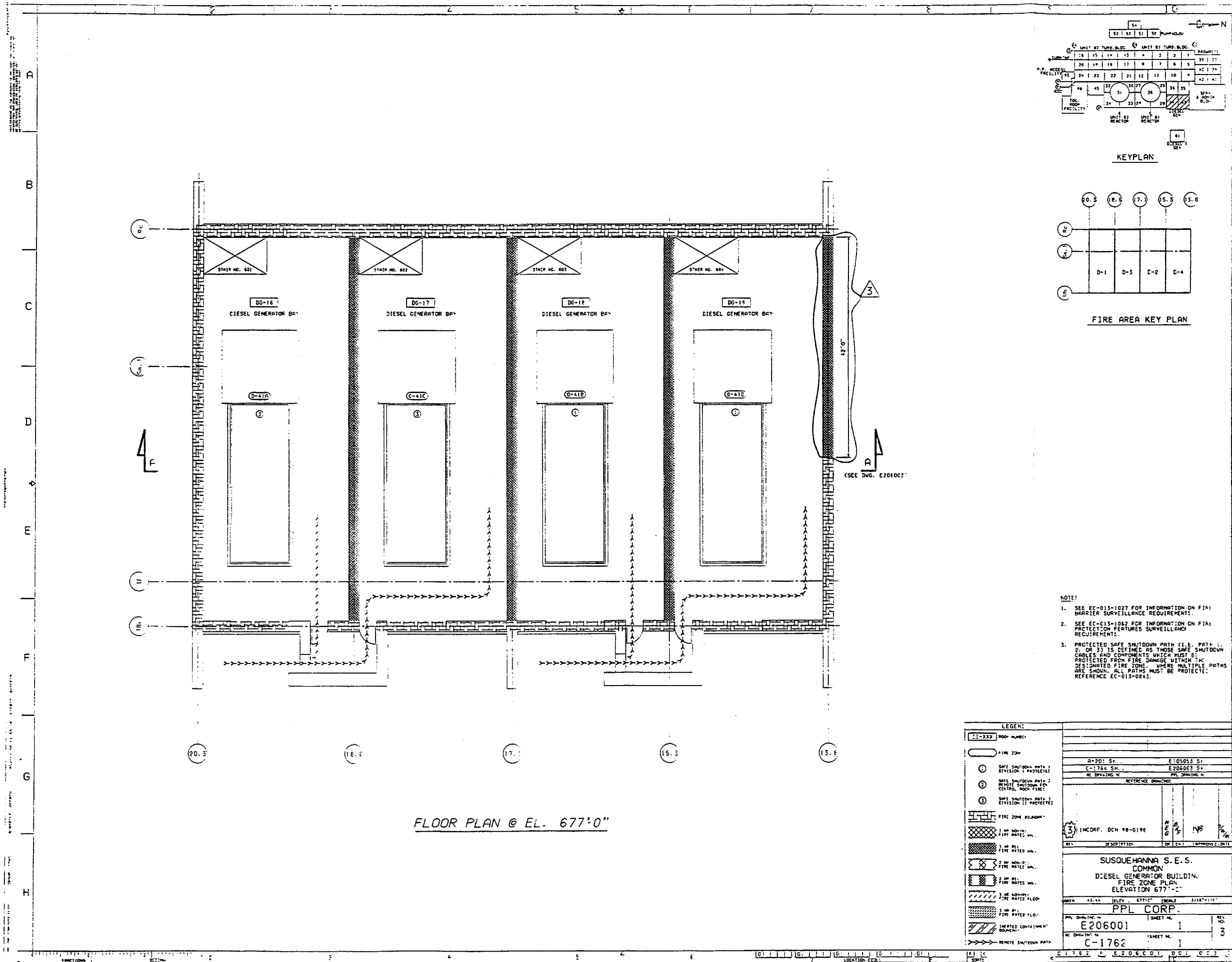


(SEE DWG. E-206003)

FLOOR PLAN @ EL. 660'-0"



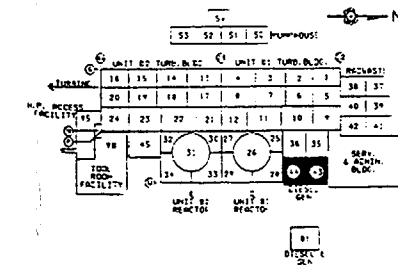




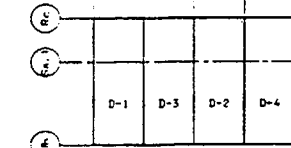
- NOTE:
- SEE EC-013-1027 FOR INFORMATION ON FIRE BARRIER SURVEILLANCE REQUIREMENTS.
 - SEE EC-013-1062 FOR INFORMATION ON FIRE PROTECTION FEATURES SURVEILLANCE REQUIREMENTS.
 - PROTECTED SAFE SHUTDOWN PATH (PSS) IS DEFINED AS THOSE SAFE SHUTDOWN CABLES AND COMPONENTS WHICH MUST BE PROTECTED FROM FIRE DAMAGE WITHIN THE DESIGNATED FIRE ZONE. WHERE MULTIPLE PATHS ARE SHOWN, ALL PATHS MUST BE PROTECTED. REFERENCE EC-013-0642.

LEGEND:	
11-222	ROOM NUMBER
11-222	FIRE ZONE
11-222	SAFE SHUTDOWN PATH 1 DIVISION 1 PROTECTED
11-222	SAFE SHUTDOWN PATH 2 REMOTE SHUTDOWN FOR CONTROL ROOM FIRE
11-222	SAFE SHUTDOWN PATH 3 DIVISION 1 PROTECTED
11-222	FIRE ZONE BOUNDARY
11-222	1 IN. MIN. FIRE RATED WALL
11-222	2 IN. MIN. FIRE RATED WALL
11-222	3 IN. MIN. FIRE RATED WALL
11-222	3 IN. MIN. FIRE RATED FLOOR
11-222	3 IN. MIN. FIRE RATED FLOOR
11-222	INERTED CONTAINMENT BOUNDARY
11-222	REMOTE SHUTDOWN PATH

SUSQUEHANNA S.E.S. COMMON DIESEL GENERATOR BUILDING FIRE ZONE PLAN ELEVATION 677'-0"	
DATE	11/11/98
REVISION	1
DESCRIPTION	INCORP. DCH 98-0196
BY	11/11/98
CHECKED	11/11/98
APPROVED	11/11/98
PPL CORP.	
PPL DRAWING NO.	E206001
SHEET NO.	1
REV.	3
DATE	11/11/98
BY	11/11/98
CHECKED	11/11/98
APPROVED	11/11/98

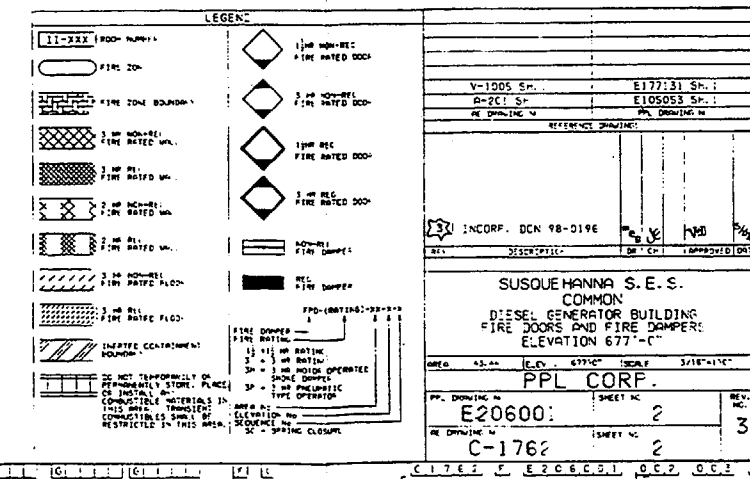


20.3 18.6 17.2 15.5 13.8

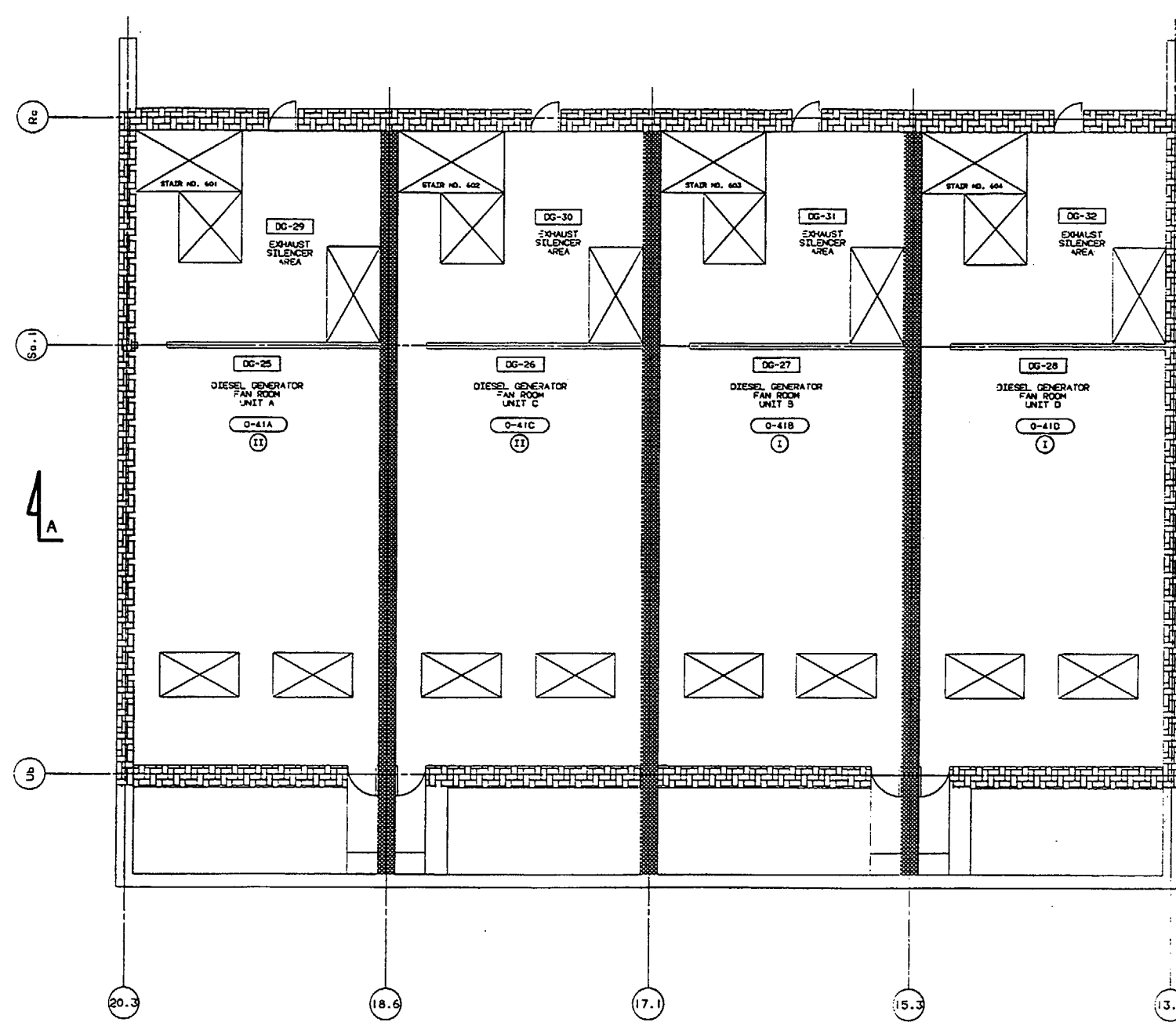


FLOOR PLAN @ EL. 677'-0"

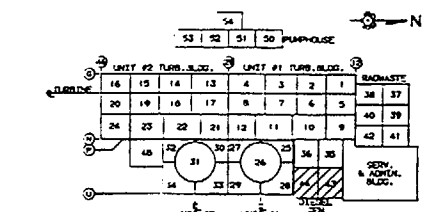
- NOTE:**
1. SEE EC-013-1027 FOR INFORMATION ON FIRE BARRIER SURVEILLANCE REQUIREMENTS
 2. SEE EC-013-1006 FOR INFORMATION ON REGULATORY (REG) FIRE DOORS
 3. SEE EC-013-1009 FOR INFORMATION ON REGULATORY (REG) FIRE DAMPERS.



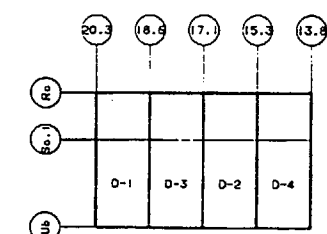
DATE: 04-14-04
DRAWN BY: [unintelligible]
CHECKED BY: [unintelligible]
SCALE: 1/4" = 1'-0"



FLOOR PLAN @ EL. 710'-9"



KEYPLAN



FIRE AREA KEY PLAN

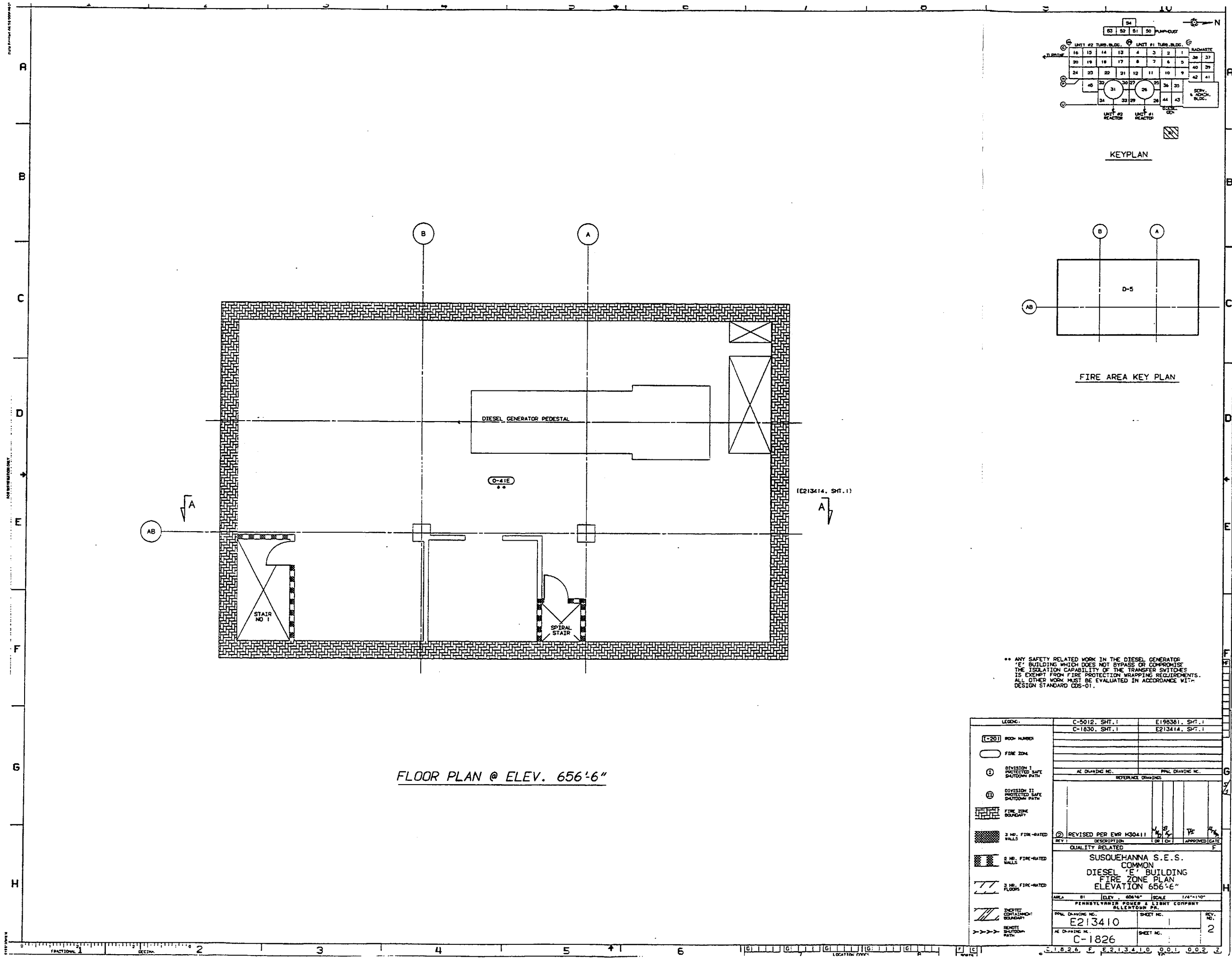
NOTES:
1. PROTECTED SAFE SHUTDOWN PATH (I.E. DIVISION) IS DEFINED AS THOSE SAFE SHUTDOWN CABLES AND COMPONENTS WHICH MUST BE PROTECTED FROM FIRE DAMAGE WITHIN THE DESIGNATED FIRE ZONE, WHERE BOTH DIVISIONS ARE SHOWN, BOTH DIVISIONS MUST BE PROTECTED.

LEGEND:	
[Symbol]	ROOM NUMBER
[Symbol]	FIRE ZONE
[Symbol]	DIVISION I PROTECTED SAFE SHUTDOWN PATH
[Symbol]	DIVISION II PROTECTED SAFE SHUTDOWN PATH
[Symbol]	FIRE ZONE BOUNDARY
[Symbol]	3 HR. FIRE-RATED WALLS
[Symbol]	2 HR. FIRE-RATED WALLS
[Symbol]	2 HR. FIRE-RATED FLOORS
[Symbol]	EMERGENCY SHUTDOWN PATH
[Symbol]	EMERGENCY SHUTDOWN PATH

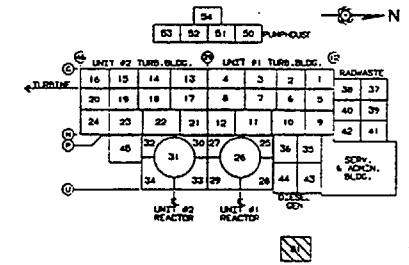
REVISIONS	
NO.	DESCRIPTION
1	INCORP. DOW 93-0635 AND LDB REVISED PER EWR 430411
2	REVISED PER EWR 430411

QUALITY RELATED	
REV	DATE
1	04/14/04

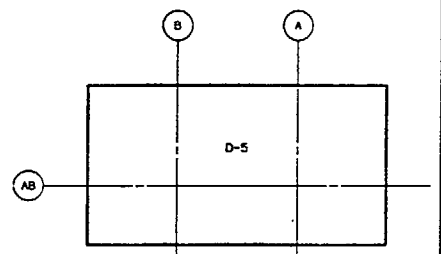
PROJECT INFORMATION	
SUSQUEHANNA S.E.S. COMMON DIESEL GENERATOR BUILDING FIRE ZONE PLAN ELEVATION 710'-9"	
AREA	43.64
GRID	710'-9"
SCALE	1/4" = 1'-0"
PENNSYLVANIA POWER & LIGHT COMPANY ALLENTOWN, PA.	
APP. DRAWING NO.	E206002
REV. NO.	2
AE DRAWING NO.	C-1763



FLOOR PLAN @ ELEV. 656'-6"



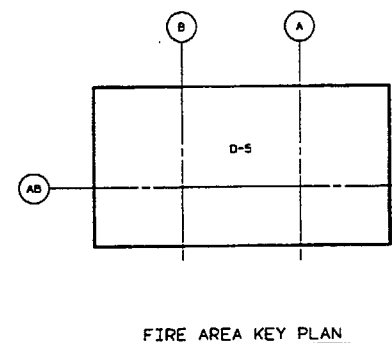
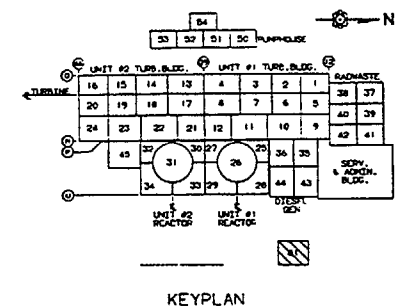
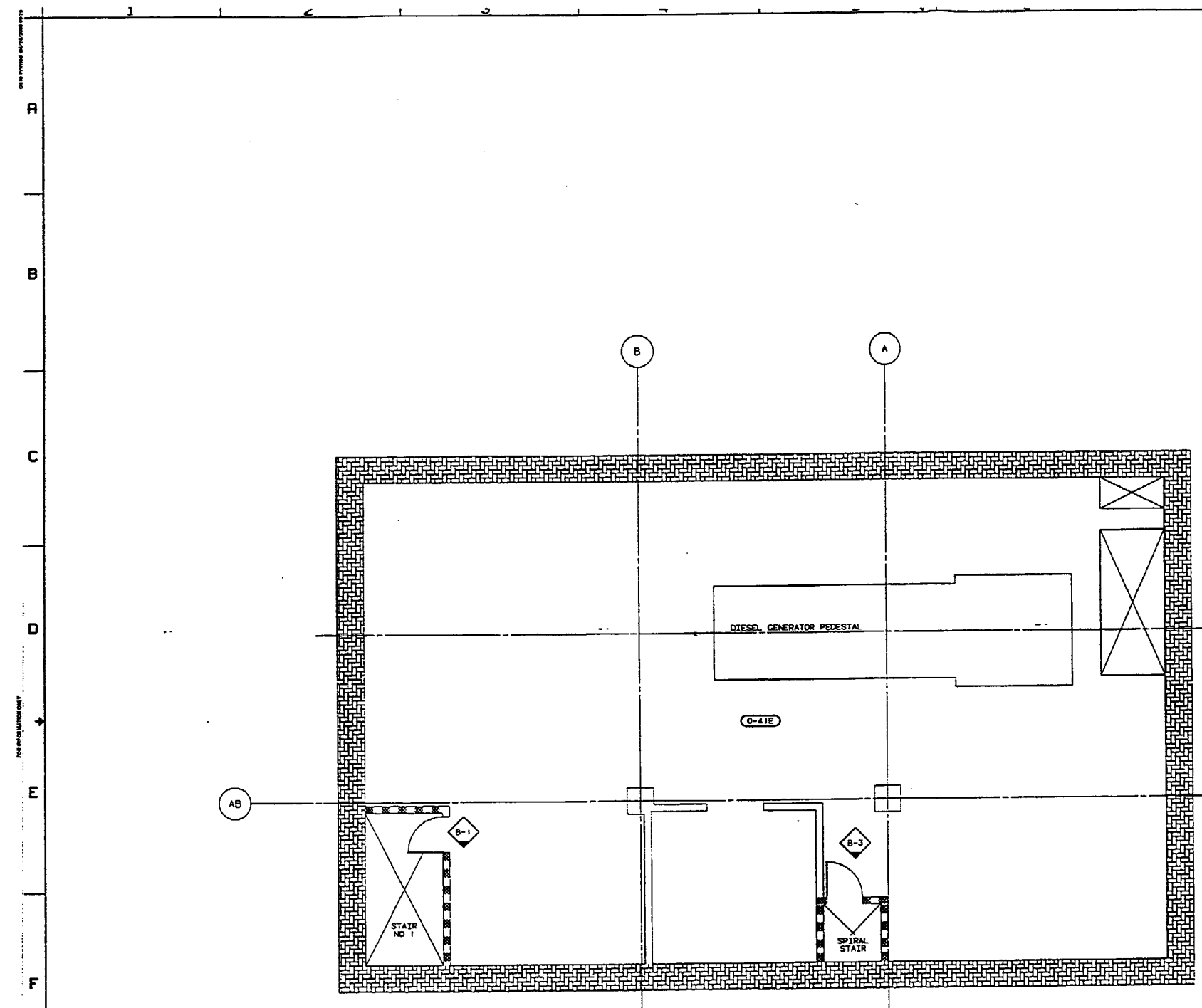
KEYPLAN




















FIRE AREA KEY PLAN

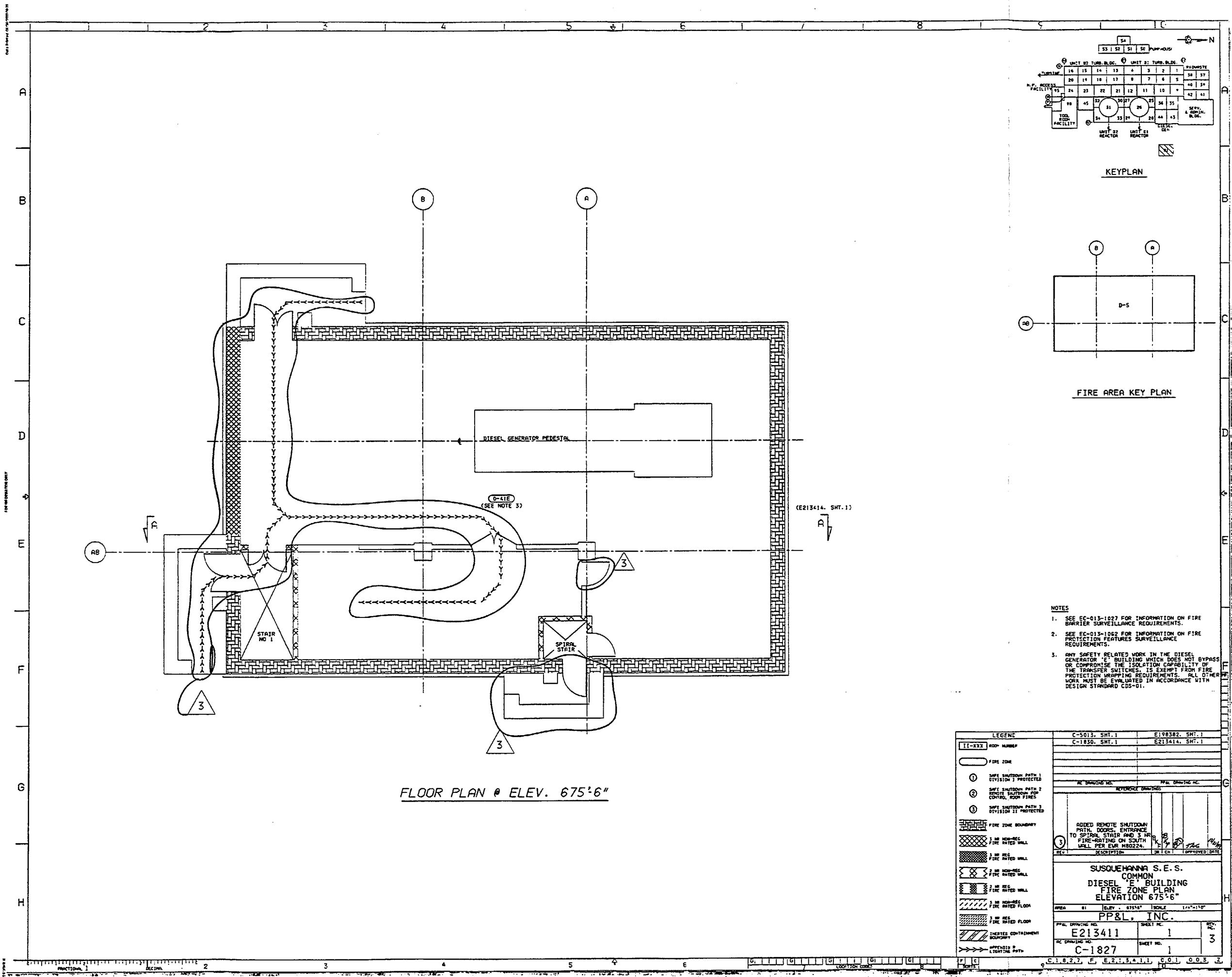
•• ANY SAFETY RELATED WORK IN THE DIESEL GENERATOR BUILDING WHICH DOES NOT BYPASS OR COMPROMISE THE ISOLATION CAPABILITY OF THE TRANSFER SWITCHES IS EXEMPT FROM FIRE PROTECTION WRAPPING REQUIREMENTS. ALL OTHER WORK MUST BE EVALUATED IN ACCORDANCE WITH DESIGN STANDARD DGS-01.

LEGEND:	C-5012, SHT. 1	E198381, SHT. 1
(-20) ROOM NUMBER	C-1830, SHT. 1	E213414, SHT. 1
○ FIRE ZONE		
① DIVISION I PROTECTED SAFE SHUTDOWN PATH		
② DIVISION II PROTECTED SAFE SHUTDOWN PATH		
③ FIRE ZONE BOUNDARY		
④ 3 HR. FIRE-RATED WALLS		
⑤ 2 HR. FIRE-RATED WALLS		
⑥ 3 HR. FIRE-RATED FLOORS		
⑦ SHUTTER CONTAINMENT BOUNDARY		
⑧ REMOTE SHUTDOWN PATH		
REVISED PER EWR H30411		
QUALITY RELATED		
SUSQUEHANNA S.E.S. COMMON		
DIESEL 'E' BUILDING		
FIRE ZONE PLAN		
ELEVATION 656'-6"		
AREA 51	ELEV. 656'-6"	SCALE 1/4"=1'-0"
PENNSYLVANIA POWER & LIGHT COMPANY		
ALLENTOWN, PA.		
PPAL DRAWING NO. E213410	SHEET NO. 1	REV. NO. 2
AE DRAWING NO. C-1826	SHEET NO. 1	

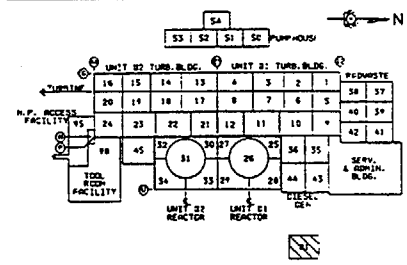


- NOTES:
1. SEE EC-013-1006 FOR INFORMATION ON TECH. SPEC. FIRE DOORS.
 2. SEE EC-013-1009 FOR INFORMATION ON TECH. SPEC. FIRE DAMPERS.

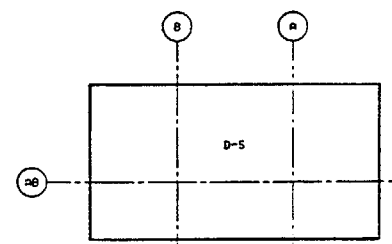
LEGEND:		C-5012, SHT.1		E19831, SHT.1	
2-201 ROOM NUMBER		V-1005, SHT.1		E177131, SHT.1	
	FIRE ZONE		1 1/2 HR. FIRE RATED DOOR		
	FIRE ZONE BOUNDARY		3 HR. FIRE RATED DOOR		
	3 HR. FIRE-RATED WALLS		1 1/2 HR. TECH. SPEC. FIRE RATED DOOR		
	2 HR. FIRE-RATED WALLS		3 HR. TECH. SPEC. FIRE RATED DOOR		
	3 HR. FIRE-RATED FLOORS		FIRE DAMPER		
	INSTEAD CONTAINMENT BOUNDARY		TECH. SPEC. FIRE DAMPER		
DO NOT REMOVE OR RE-INSTALL ANY COMBUSTIBLE MATERIALS IN THIS AREA. TRANSIENT COMBUSTIBLES SHALL BE RESTRICTED IN THIS AREA.		 FPD-(RATING)-12-2-1  FIRE RATING  AREA NO.  DRAWING NO.  SCALE NO.		INFORMATION PREVIOUSLY ON THIS SHEET TRANSFERRED TO SHEET 4. AND ADDED FIRE DOOR AND FIRE DAMPER INFORMATION TO THIS SHEET ① DESCRIPTION: 3 1/2" D 2" F 2" R P B 1/2" A REV. DATE	
		QUALITY RELATED		F	
SUSQUEHANNA S.E.S. COMMON DIESEL GENERATOR 'E' BUILDING FIRE DOORS AND FIRE DAMPERS ELEV. 656'-6"					
AREA		01		ELEV.	656'-6"
				SCALE	1/8"=1'-0"
PENNSYLVANIA POWER & LIGHT COMPANY CLINTON RD.					
PPAL. DRAWING NO.		E213410		SHORT NO.	
2				8	
AE DRAWING NO.		C-1826		SHEET NO.	
				2	
				REV. NO.	
				1	



FLOOR PLAN @ ELEV. 675'6"



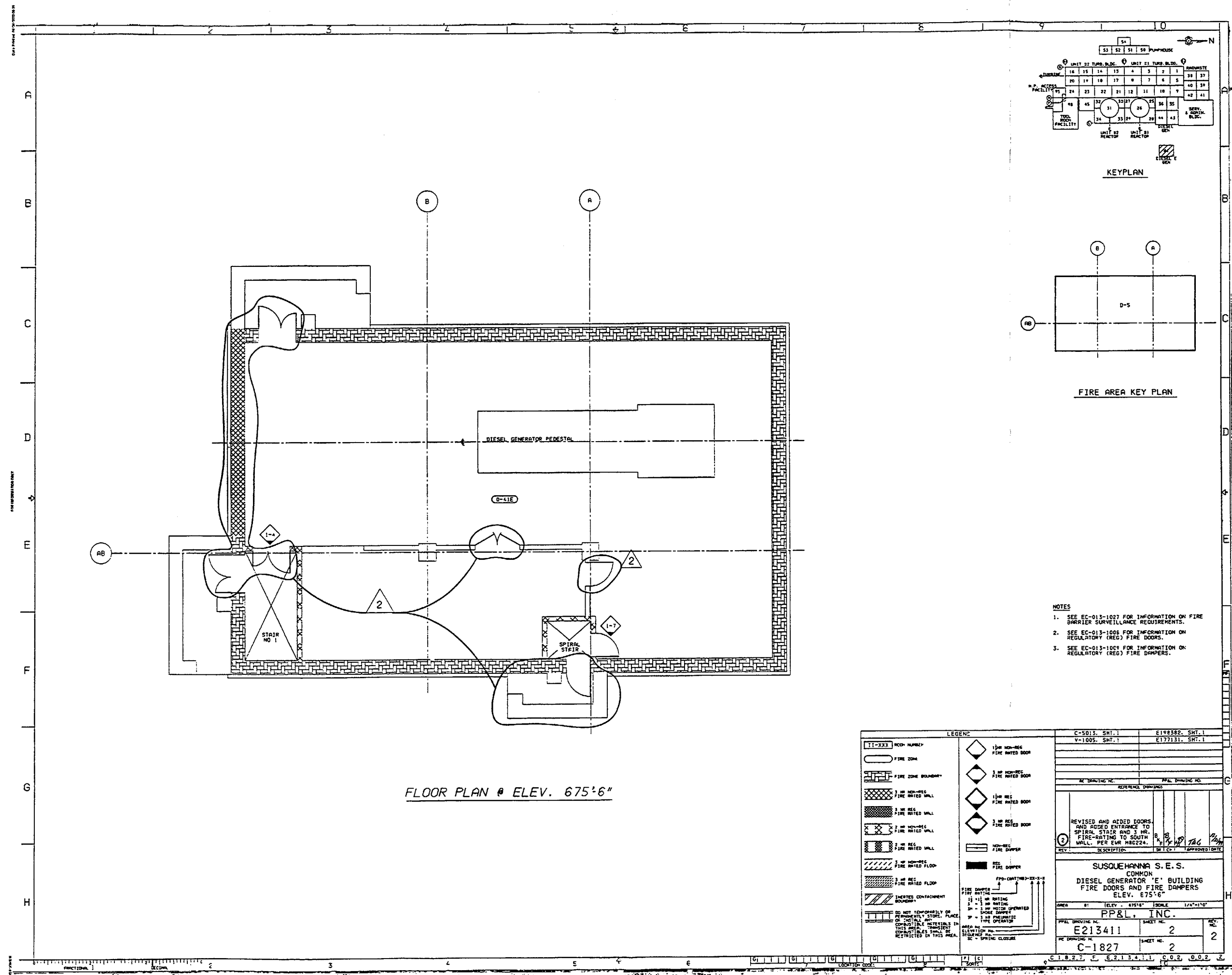
KEYPLAN

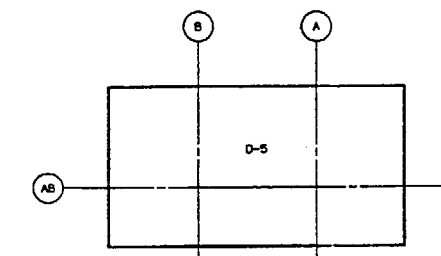
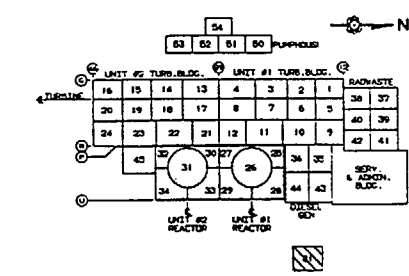
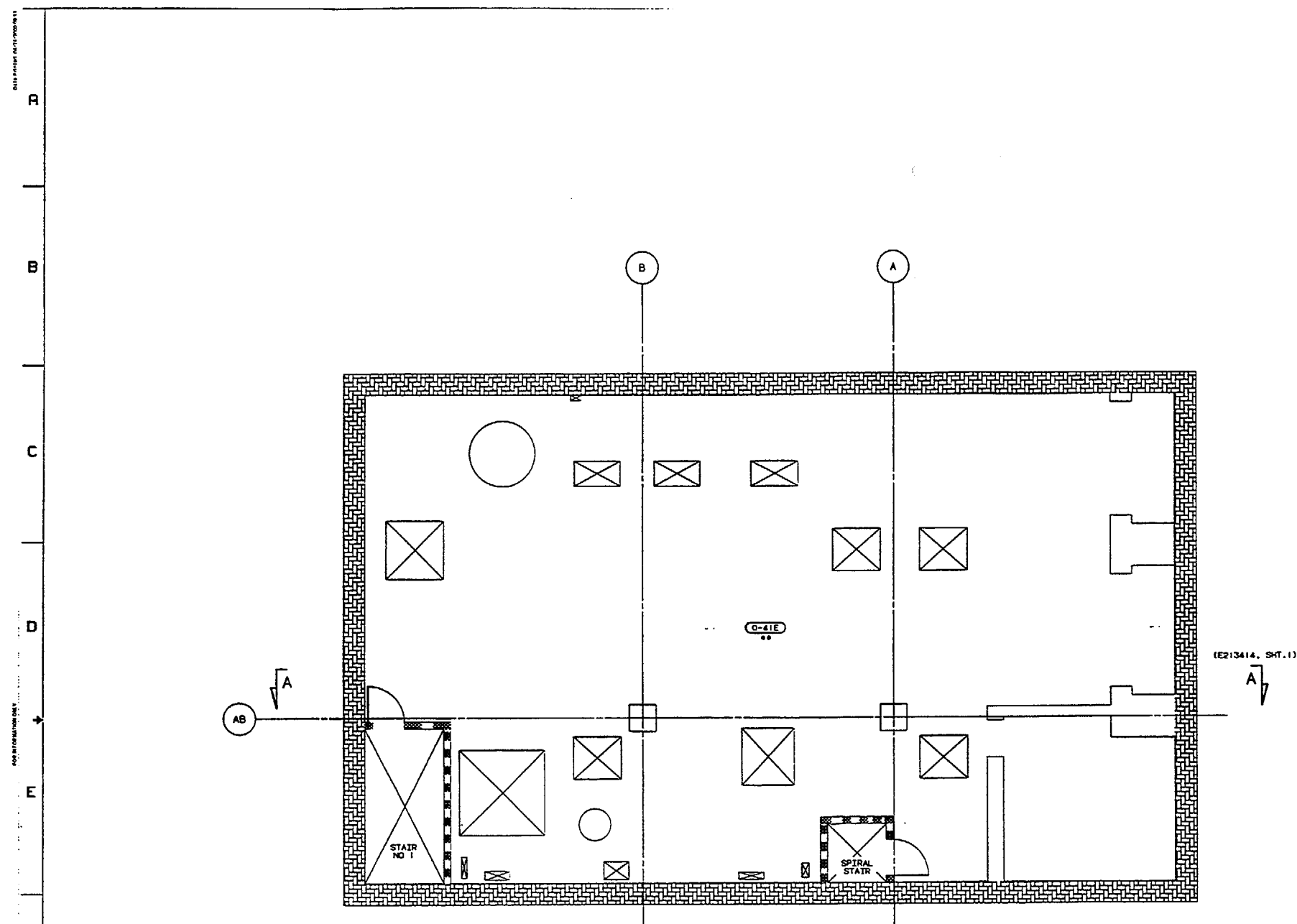


FIRE AREA KEY PLAN














- NOTES
1. SEE EC-013-1027 FOR INFORMATION ON FIRE BARRIER SURVEILLANCE REQUIREMENTS.
 2. SEE EC-013-1062 FOR INFORMATION ON FIRE PROTECTION FEATURES SURVEILLANCE REQUIREMENTS.
 3. ANY SAFETY RELATED WORK IN THE DIESEL GENERATOR 'E' BUILDING WHICH DOES NOT BYPASS OR COMPROMISE THE ISOLATION CAPABILITY OF THE TRANSFER SWITCHES, IS EXEMPT FROM FIRE PROTECTION WRAPPING REQUIREMENTS. ALL OTHER WORK MUST BE EVALUATED IN ACCORDANCE WITH DESIGN STANDARD CDS-01.

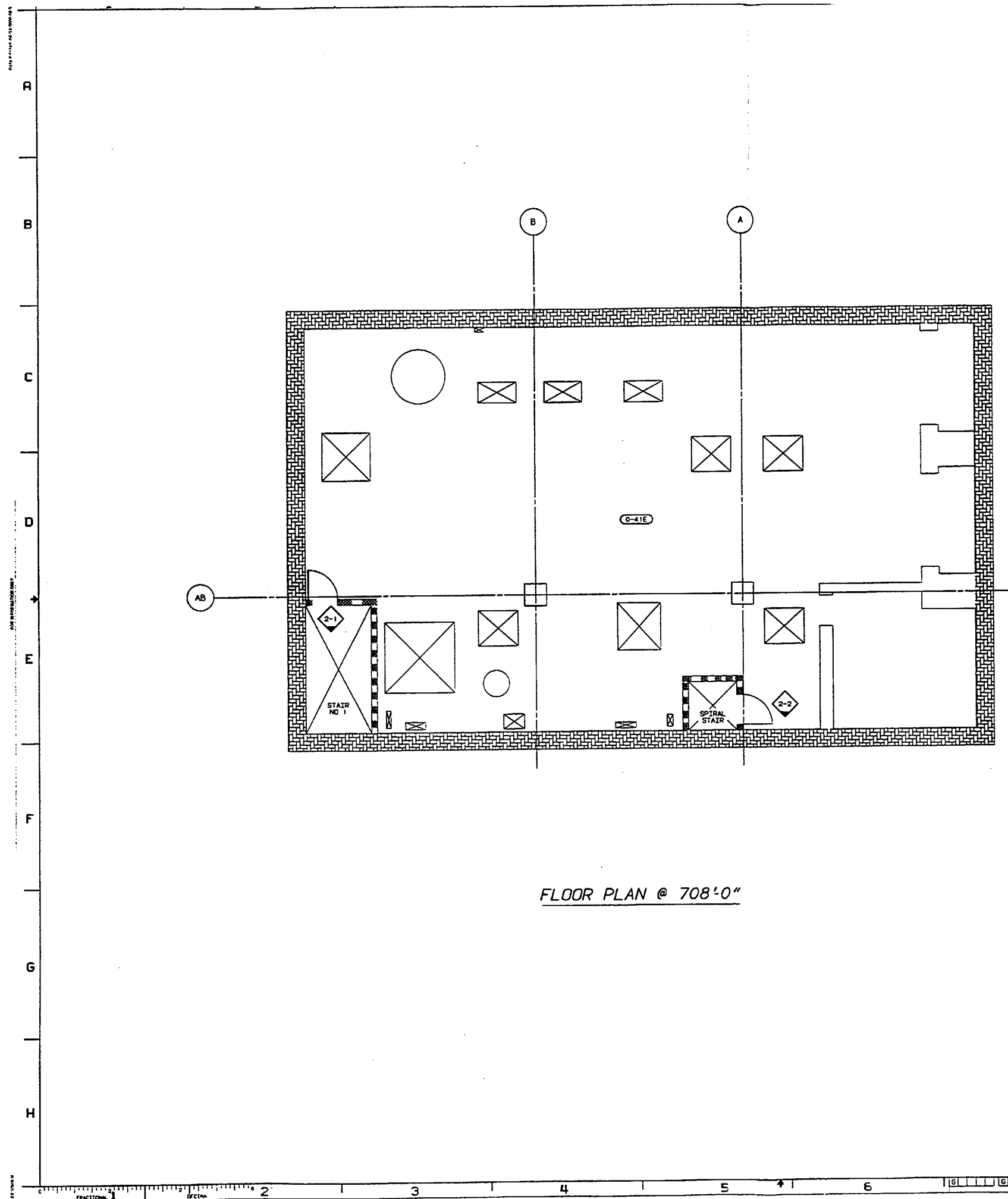
LEGEND		C-5013, SMT. 1	E198302, SMT. 1
II-XXX	WOOD NUMBER	C-1830, SMT. 1	E213414, SMT. 1
FIRE ZONE			
①	SAFE SHUTDOWN PATH 1 DIVISION 1 PROTECTED		
②	SAFE SHUTDOWN PATH 2 REMOTE SHUTDOWN FOR CONTROL ROOM FIRES		
③	SAFE SHUTDOWN PATH 3 DIVISION 11 PROTECTED		
FIRE ZONE BOUNDARY			
[Pattern]	1/2 HR NON-REG FIRE RATED WALL		
[Pattern]	1/2 HR REG FIRE RATED WALL		
[Pattern]	1/2 HR NON-REG FIRE RATED WALL		
[Pattern]	1/2 HR REG FIRE RATED WALL		
[Pattern]	1/2 HR NON-REG FIRE RATED FLOOR		
[Pattern]	1/2 HR REG FIRE RATED FLOOR		
[Pattern]	EMERGENCY CONTAINMENT BOUNDARY		
[Pattern]	APPENDIX B LIGHTING PATH		
ADDED REMOTE SHUTDOWN PATH, DOORS, ENTRANCE TO SPIRAL STAIR AND 3 HR FIRE-RATING ON SOUTH WALL PER EUR M80224.			
SUSQUEHANNA S.E.S. COMMON 'E' BUILDING FIRE ZONE PLAN ELEVATION 675'6"			
PP&L, INC.			
PP&L DRAWING NO. E213411		SHEET NO. 1	
AC DRAWING NO. C-1827		SHEET NO. 3	



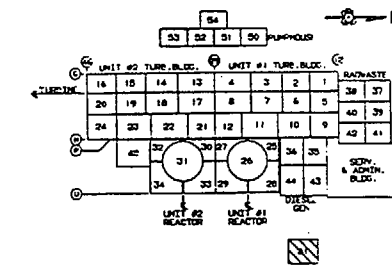


.. ANY SAFETY RELATED WORK IN THE DIESEL GENERATOR 'E' BUILDING WHICH DOES NOT BYPASS OR COMPROMISE THE ISOLATION CAPABILITY OF THE TRANSFER SWITCHES IS EXEMPT FROM FIRE PROTECTION WRAPPING REQUIREMENTS. ALL OTHER WORK MUST BE EVALUATED IN ACCORDANCE WITH DESIGN STANDARD CDS-01.

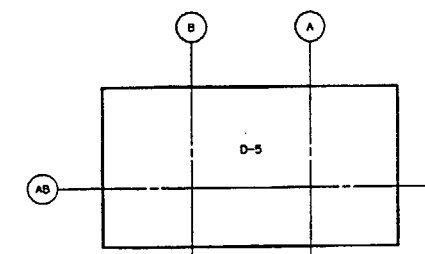
LEGOID.	C-5014, SHT. I	E198363, SHT. I
	C-1830, SHT. I	E213414, SHT. I
11-201 ROOM NUMBER		
 FIRE ZONE		
(1) DIVISION 1 PROTECTED SAFE SAFETOON PATH	AE DRAWING NO.	BPAL DRAWING NO.
(11) DIVISION 11 PROTECTED SAFE SAFETOON PATH	REFERENCE DRAWINGS	
 FIRE ZONE SAFETOON	    	
 3 IN. FIRE-RATED WALLS	(2) REVISED PER EWR M30411	 
	REV. I DESCRIPTION	ED CH APPROVED
 2 IN. FIRE-RATED WALLS	QUALITY RELATED	
 3 IN. FIRE-RATED FLOORS	SUSQUEHANNA S.E.S. COMMON DIESEL 'E' BUILDING FIRE ZONE PLAN ELEVATION 708'-0"	
 RECHUTE SAFETOON PATH	AREA 81 ELEV. 708'-0" SCALE 1/4"=1'-0" PENNSYLVANIA POWER & LIGHT COMPANY ALLENTOWN PA.	
	BPAL DRAWING NO. E213412	SHEET NO. 1
	AE DRAWING NO. C-1828	SHEET NO.



FLOOR PLAN @ 708'0"



KEYPLAN

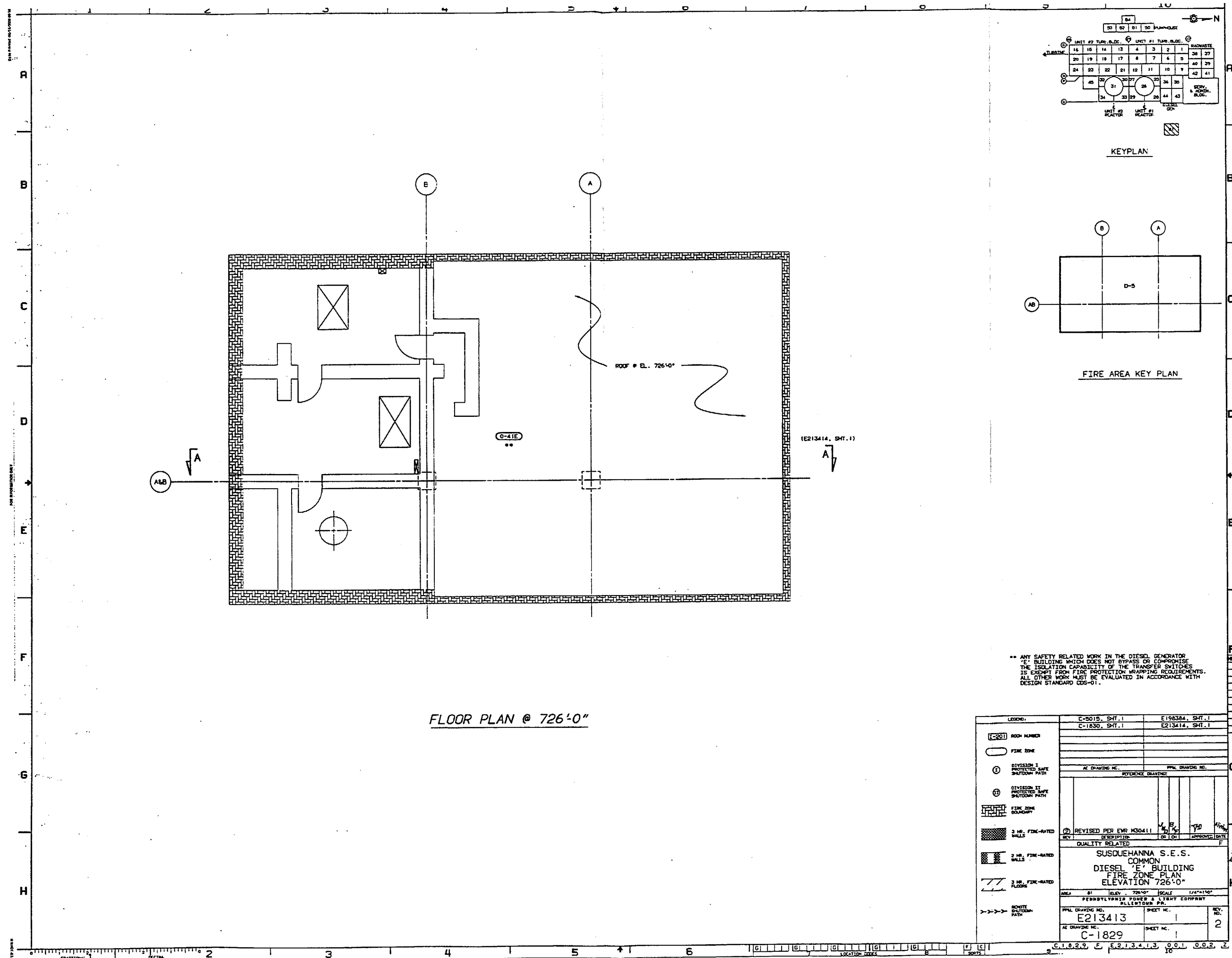


FIRE AREA KEY PLAN

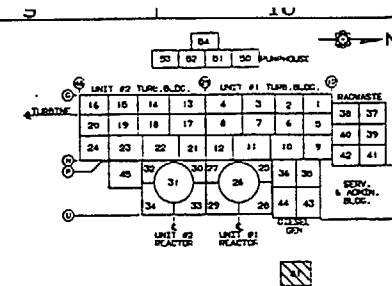
NOTES:

1. SEE EC-013-1006 FOR INFORMATION ON TECH. SPEC. FIRE DOORS.
2. SEE EC-013-1009 FOR INFORMATION ON TECH. SPEC. FIRE DAMPERS.

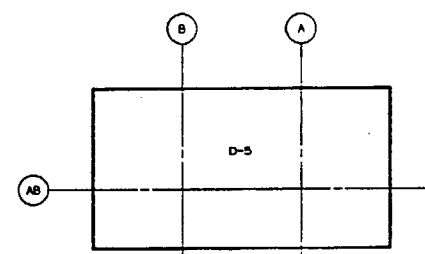
LEGEND: [1-201] ROOM NUMBER [1-201] FIRE ZONE [1-201] FIRE ZONE BOUNDARY [1-201] 3 HR. FIRE-RATED WALLS [1-201] 2 HR. FIRE-RATED WALLS [1-201] 3 HR. FIRE-RATED FLOORS [1-201] DO NOT TEMPORARILY OR PERMANENTLY STORE, PLACE OR INSTALL ANY COMBUSTIBLE MATERIALS IN THIS AREA. TRANSFERRED COMBUSTIBLES SHALL BE RESTRICTED TO THIS AREA. [1-201] FIRE DAMPER [1-201] TECH. SPEC. FIRE DAMPER [1-201] FIRE DAMPER [1-201] FIRE RATING [1-201] AREA NO. [1-201] DRAWING NO. [1-201] SEQUENCE NO.		1 1/2 HR. FIRE RATED DOOR 3 HR. FIRE RATED DOOR 1 1/2 HR. TECH. SPEC. FIRE RATED DOOR 3 HR. TECH. SPEC. FIRE RATED DOOR FIRE DAMPER TECH. SPEC. FIRE DAMPER FIRE DAMPER FIRE RATING AREA NO. DRAWING NO. SEQUENCE NO.	C-5014, SHT. 1 V-1005, SHT. 1 E198383, SHT. 1 E177131, SHT. 1 AE DRAWING NO. PPL DRAWING NO. INFORMATION PREVIOUSLY ON THIS SHEET TRANSFERRED TO SHEET 4 AND ADDED FIRE DOOR AND FIRE DAMPER INFORMATION TO THIS SHEET PER EMR M30411 QUALITY RELATED SUSQUEHANNA S.E.S. COMMON DIESEL GENERATOR 'E' BUILDING FIRE DOORS AND FIRE DAMPERS ELEV. 708'0" AREA B1 SCALE 1/8"=1'-0" PPL DRAWING NO. E213412 AE DRAWING NO. C-1828 SHEET NO. 2 REV. 1
--	--	---	--



FLOOR PLAN @ 726'-0"



KEYPLAN

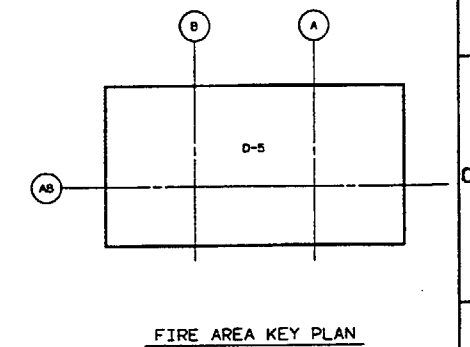
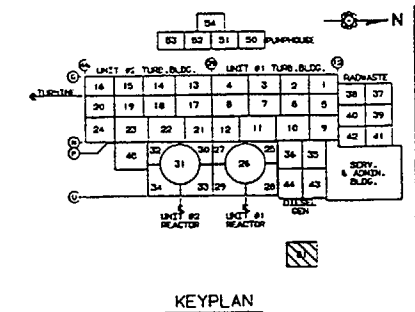
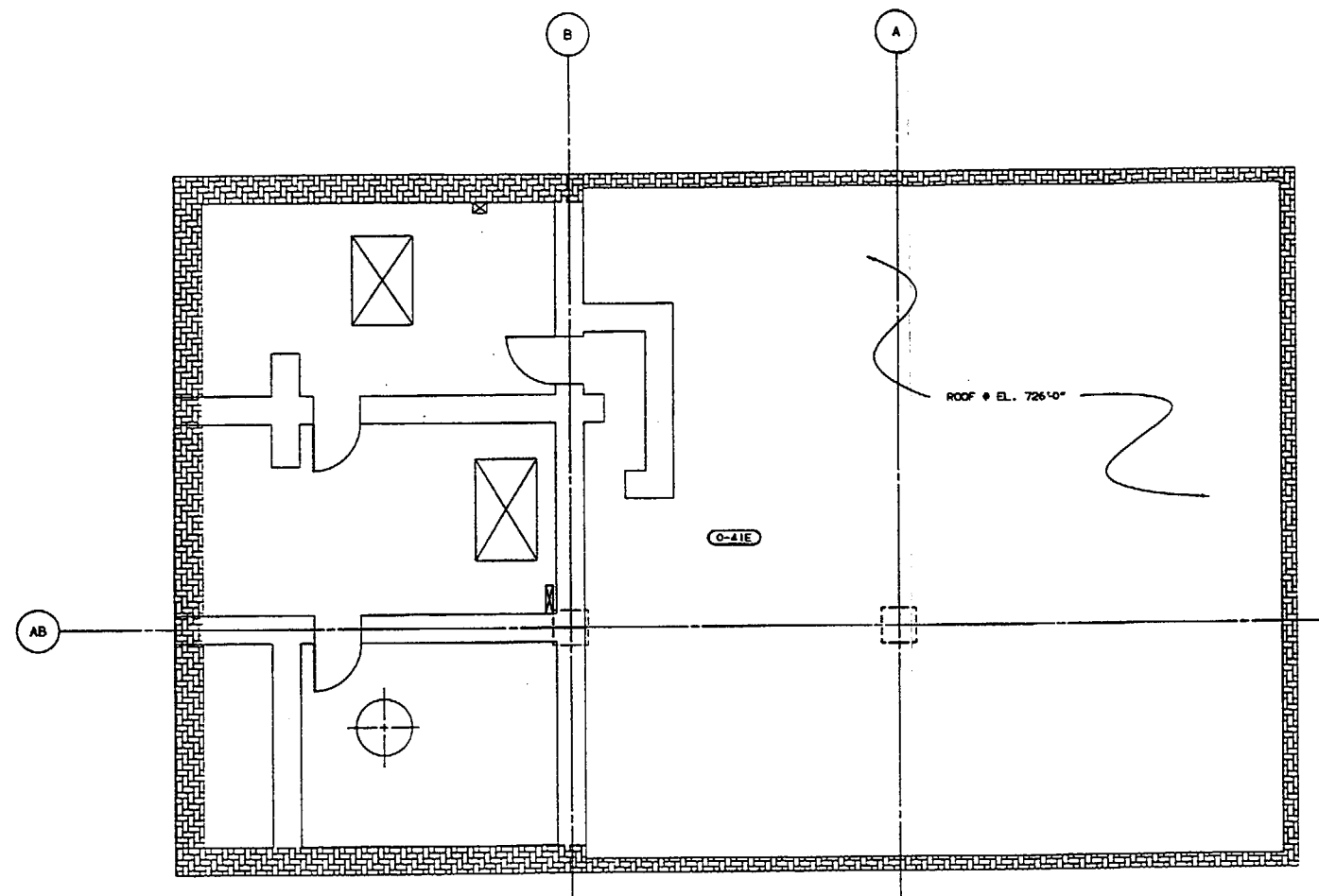


FIRE AREA KEY PLAN

** ANY SAFETY RELATED WORK IN THE DIESEL GENERATOR 'E' BUILDING WHICH DOES NOT BYPASS OR COMPROMISE THE ISOLATION CAPABILITY OF THE TRANSFER SWITCHES IS EXCEPT FROM FIRE PROTECTION WRAPPING REQUIREMENTS. ALL OTHER WORK MUST BE EVALUATED IN ACCORDANCE WITH DESIGN STANDARD CDS-01.

LEGEND:		C-5015, SHT. 1	E198384, SHT. 1
[E-201] ROOM NUMBER		C-1830, SHT. 1	E213414, SHT. 1
[---] FIRE ZONE			
[---] DIVISION 1 PROTECTED SAFE SHUTDOWN PATH			
[---] DIVISION 2 PROTECTED SAFE SHUTDOWN PATH			
[---] FIRE ZONE BOUNDARY			
[---] 3 HR. FIRE-RATED WALLS			
[---] 2 HR. FIRE-RATED WALLS			
[---] 3 HR. FIRE-RATED FLOORS			
[---] REMOTE SHUTDOWN PATH			
AC DRAWING NO.		PPAL DRAWING NO.	
REV.		DESCRIPTION	DATE
QUALITY RELATED			
SUSQUEHANNA S.E.S. COMMON DIESEL 'E' BUILDING FIRE ZONE PLAN ELEVATION 726'-0"			
SCALE: 1/4"=1'-0"			
PENNSYLVANIA POWER & LIGHT COMPANY ALLIANTOWN, PA.			
PPAL DRAWING NO.	SHEET NO.	REV.	
E213413	1	2	
AC DRAWING NO.	SHEET NO.		
C-1829	1		

C.1.0.2.9, E. E.2.1.3.4.1.3, 0.0.1, 0.0.2, Z



- NOTES:
1. SEE EC-013-1006 FOR INFORMATION ON TECH. SPEC. FIRE DOORS.
 2. SEE EC-013-1009 FOR INFORMATION ON TECH. SPEC. FIRE DAMPERS.

<p>1-201 ROOM NUMBER</p> <p> FIRE ZONE</p> <p> FIRE ZONE BOUNDARY</p> <p> 3 HR. FIRE-RATED WALLS</p> <p> 2 HR. FIRE-RATED WALLS</p> <p> 3 HOUR FIRE-RATED FLOOR</p> <p></p> <p>DO NOT TEMPERATURALLY OR PERMANENTLY STOW, PLACE OR INSTALL ANY COMBUSTIBLE MATERIALS IN THIS AREA. THUNDERBOLT COMBUSTIBLES SHALL BE RESTRICTED IN THIS AREA.</p>	<p>LEADING</p> <p> 1 1/2 HR. FIRE RATED DOOR</p> <p> 3 HR. FIRE RATED DOOR</p> <p> 1 1/2 HR. TECH. SPEC. FIRE RATED DOOR</p> <p> 3 HR. TECH. SPEC. FIRE RATED DOOR</p> <p> FIRE DAMPER</p> <p> TECH. SPEC. FIRE DAMPER</p>	<p>LEADING</p> <p> 1 1/2 HR. FIRE RATED DOOR</p> <p> 3 HR. FIRE RATED DOOR</p> <p> 1 1/2 HR. TECH. SPEC. FIRE RATED DOOR</p> <p> 3 HR. TECH. SPEC. FIRE RATED DOOR</p> <p> FIRE DAMPER</p> <p> TECH. SPEC. FIRE DAMPER</p>	<p>C-5015, SHT.1 V-1005, SHT.1</p> <p>C-1983584, SHT.1 E177131, SHT.1</p> <p>AS DRAWING NO. _____ PPL DRAWING NO. _____</p> <p>REFERENCE DRAWINGS</p> <table border="1" style="width: 100%; border-collapse: collapse;"> <tr> <td style="width: 25%; height: 100px; vertical-align: bottom;">CREATED SHT. 2 PER EXP. MODAL 11</td> <td style="width: 25%; height: 100px; vertical-align: bottom;">J. B. D. 1/26</td> <td style="width: 25%; height: 100px; vertical-align: bottom;">S. H. 9/11</td> <td style="width: 25%; height: 100px; vertical-align: bottom;"></td> </tr> </table> <p>① DESCRIPTION ON CH APPROVED DATE</p> <p>QUALITY RELATED F</p> <p>SUSQUEHANNA S.E.S. COMMON</p> <p>DIESEL GENERATOR 'E' BUILDING</p> <p>FIRE DOORS AND FIRE DAMPERS</p> <p>ELEV. 726'0"</p> <table border="1" style="width: 100%; border-collapse: collapse;"> <tr> <td style="width: 15%;">AREA</td> <td style="width: 15%;">BY</td> <td style="width: 15%;">DATE</td> <td style="width: 15%;">SCALE</td> <td style="width: 40%;">1/8"=1'-0"</td> </tr> <tr> <td></td> <td></td> <td></td> <td></td> <td></td> </tr> </table> <p>PENNSYLVANIA POWER & LIGHT COMPANY ALLENTOWN, PA.</p> <table border="1" style="width: 100%; border-collapse: collapse;"> <tr> <td style="width: 50%;">PPL DRAWING NO. C-13413</td> <td style="width: 50%;">SHEET NO. 2</td> </tr> <tr> <td style="width: 50%;">AS DRAWING NO. C-1829</td> <td style="width: 50%;">SHEET NO. 2</td> </tr> </table> <p>REV. NO. 0</p>	CREATED SHT. 2 PER EXP. MODAL 11	J. B. D. 1/26	S. H. 9/11		AREA	BY	DATE	SCALE	1/8"=1'-0"						PPL DRAWING NO. C-13413	SHEET NO. 2	AS DRAWING NO. C-1829	SHEET NO. 2
CREATED SHT. 2 PER EXP. MODAL 11	J. B. D. 1/26	S. H. 9/11																			
AREA	BY	DATE	SCALE	1/8"=1'-0"																	
PPL DRAWING NO. C-13413	SHEET NO. 2																				
AS DRAWING NO. C-1829	SHEET NO. 2																				