

FENOC

FirstEnergy Nuclear Operating Company

50-440/441

Perry Nuclear Power Plant
10 Center Road
Perry, Ohio 44081

John K. Wood
Vice President, Nuclear

440-280-5224
Fax: 440-280-8029

April 11, 2001
PY-CEI/OEPA-0351L


Ohio Environmental Protection Agency
Division of Water Pollution Control
Enforcement Section, ES/MOR
P.O. Box 1049
Columbus, Ohio 43216-1049

Ladies and Gentlemen:

Enclosed are the NPDES monthly report forms for the month of March, 2001. No violations occurred during this time period.

If you have questions or require additional information, please contact Mr. Phil Lashley at (440) 280-5145.

Very truly yours,



PL:sc

Enclosures

cc: NRC Region III
NRC Resident Inspector
NRC Project Manager
NRC Document Control Desk (Docket No. 50-440)
OEPA Northeast District Office

IE25

MONTHLY REPORT FORM

4500

Name, Address City, County, ZIP :

Station Code :

Reported Date (Month Year) :

Application :

4/4/01

Perry Nuclear Power Plant

004

March 2001

3IB00016*ED

Perry Nuclear Power Plant

Page 1 of 1

10 Center Rd.

Sampling Station Description :

PerryOH44081

Point Representative of Discharge

in(1) - Enter 1 for Continuous, 2 for Composite, 3 for Grab Sample

Reporting Lab :

Analyst :

in(2) - Enter frequency of sampling

CCB125

P. Lashley

(1)	3	1	3	3	1	3	
(2)	1	999	1	1	999	1	
Day	(00400) pH S.U.	(00011) Water Temperature F	(00665) Phosphorus, Total (P) mg/l	(34044) Oxidants, Total Residual mg/l	(50050) Flow Rate MGD	(50064) Chlorine, Free Available mg/l	(78739) Chlorination/Brominat Duration Minutes
01		37			79.9	0.02	30
02	8.2	37			77.1	0.02	30
03		39			75.2	0	60
04		39			78.4	0.02	60
05		37	0.166		81.7	0	60
06	8.2	37			78.5	0	60
07		37			75.5	0	60
08		37			76.2	0.01	30
09	8	41			75.9	0.02	60
10		39			72.3	0	30
11		37			69.8	0	60
12		37	0.126		73.8	0	95
13	8.2	39			72.5	0	30
14		39			68.1	0.02	30
15		39			73.6	0	30
16	8.1	39			95.3	0.01	60
17		39			63.8	0	30
18		37			81.2	0.03	30
19		37	0.182		86.5	0.01	75
20	8	41			87.5	0.03	30
21		39			79.3	0.01	90
22		41			81.6	0.03	60
23	8.1	43			80.3	0.01	30
24		41			82.5	0	30
25		43			79.1	0	30
26		41	0.228		84.3	AH	0
27	8	41			79.2	0.01	30
28		43			73.4	0.01	30
29		51			70.3	0.03	22
30	8.2	50			74	0.01	70
31		43			71.1	0	30
TOTAL	73	1240	0.702	0	2397.9	0.3	1372
AVG	8.1111	40	0.1755		77.3516	0.01	44.2581
MAX	8.2	51	0.228		95.3	0.03	95
MIN	8	37	0.126		63.8	0	0

Additional Remarks :

Sample not taken. No treatment performed this date.

I certify under the penalty of law that I have personally examined and am familiar with the information submitted and based on my inquiry of those individuals immediately responsible for obtaining the information, I believe the submitted information is true, accurate and complete. I am aware that there are significant penalties for submitting false information, including the possibility of fine and imprisonment.


Form No EPA 4500 (8-91)

Formerly EPA SURI
(Generated by SWIMS)

Date Report Completed:

04/03/2001

Signature of Reporter:



Title of Reporter:

VP, Nuclear, Perry

MONTHLY REPORT FORM

4500

Name, Address City, County, ZIP :

Perry Nuclear Power Plant
Perry Nuclear Power Plant
10 Center Rd.
Perry OH44081

Station Code :

601

Reported Date (Month Year) :

March 2001

Application :

3IB00016*ED

4/4/01

Sampling Station Description :

Discharge from Regenerate Neutralization Pits

Page 1 of 1

in(1) - Enter 1 for Continuous, 2 for Composite, 3 for Grab Sample

in(2) - Enter frequency of sampling

Reporting Lab :

CCB125

Analyst :

P. Lashley

(1)	1	1	2	3	1		
(2)	999	999	998	1	999		
Day	(00402) pH, Minimum S.U.	(00401) pH, Maximum S.U.	(00530) Total Suspended Solids mg/l	(00550) Oil and Grease, Total mg/l	(50050) Flow Rate MGD		
01	8.8	8.9	4	AA	0.018		
02					AH		
03					AH		
04					AH		
05	7.5	7.6	11	AA	0.016		
06					AH		
07					AH		
08					AH		
09					AH		
10					AH		
11					AH		
12	8	8.1	12	AA	0.017		
13	8	8.2	15	AA	0.018		
14					AH		
15					AH		
16					AH		
17					AH		
18	8.7	8.8			0.018		
19					AH		
20					AH		
21					AH		
22					AH		
23					AH		
24	7.4	7.5	13	AA	0.016		
25					AH		
26					AH		
27					AH		
28					AH		
29					AH		
30					AH		
31					AH		
TOTAL	48.4	49.1	55	0	0.103	0	0
AVG	8.0667	8.1833	11	0	0.0172		
MAX	8.8	8.9	15	0	0.018		
MIN	7.4	7.5	4	0	0		

Additional Remarks :

Sample not taken. No discharge performed this date.

Sample not taken. No discharge performed this date.

Sample not taken. No discharge performed this date.

Sample not taken. No discharge performed this date.

I certify under the penalty of law that I have personally examined and am familiar with the information submitted and based on my inquiry of those individuals immediately responsible for obtaining the information, I believe the submitted information is true, accurate and complete. I am aware that there are significant penalties for submitting false information, including the possibility of fine and imprisonment.


Form No EPA 4500 (8-91)

Formerly EPA SURI
(Generated by SWIMS)

Date Report Completed:

04/03/2001

Signature of Reporter:



Title of Reporter:

VP, Nuclear. Perry

I certify under the penalty of law that I have personally examined and am familiar with the information submitted and based on my inquiry of those individuals immediately responsible for obtaining the information, I believe the submitted information is true, accurate and complete. I am aware that there are significant penalties for submitting false information, including the possibility of fine and imprisonment.

Formerly EPA SURI
(Generated by SWIMS)

04/03/2001

John Hood

VP, Nuclear. Perry

MONTHLY REPORT FORM

4500

Name, Address City, County, ZIP :

Perry Nuclear Power Plant
Perry Nuclear Power Plant
10 Center Rd.
PerryOH44081

Station Code :

602

Reported Date (Month Year) :

March 2001

Application :

3IB00016*ED

4/4/01

Page 1 of 1

Sampling Station Description :

Discharge from Chemical Cleaning Lagoon

in(1) - Enter 1 for Continuous, 2 for Composite, 3 for Grab Sample	Reporting Lab :	Analyst :
in(2) - Enter frequency of sampling	CCB125	P. Lashley

(1)	3	2	3	2	2	1	
(2)	1	998	1	998	998	999	
Day	(00400) pH S.U.	(00530) Total Suspended Solids S.U.	(00550) Oil and Grease, Total S.U.	(01042) Copper, Total (Cu) S.U.	(01045) Iron, Total (Fe) S.U.	(50050) Flow Rate S.U.	
01	AL						
02							
03							
04							
05							
06							
07							
08							
09							
10							
11							
12							
13							
14							
15							
16							
17							
18							
19							
20							
21							
22							
23							
24							
25							
26							
27							
28							
29							
30							
31							
TOTAL	0	0	0	0	0	0	0
AVG	0						
MAX	0						
MIN	0						

Additional Remarks :

No discharge for the month.

I certify under the penalty of law that I have personally examined and am familiar with the information submitted and based on my inquiry of those individuals immediately responsible for obtaining the information, I believe the submitted information is true, accurate and complete. I am aware that there are significant penalties for submitting false information, including the possibility of fine and imprisonment.

Form No EPA 4500 (8-91)

Formerly EPA SURI
(Generated by SWIMS)

Date Report Completed:

04/03/2001

Signature of Reporter:



Title of Reporter:

VP, Nuclear, Perry

MONTHLY REPORT FORM

4500

Name, Address City, County, ZIP :

Perry Nuclear Power Plant
Perry Nuclear Power Plant
10 Center Rd.
Perry OH 44081

Station Code :

800

Reported Date (Month Year) :

March 2001

Application :

31B00016*ED

4/4/01

Sampling Station Description :

Intake Water from Lake Erie

Page 1 of 1

in(1) - Enter 1 for Continuous, 2 for Composite, 3 for Grab Sample
in(2) - Enter frequency of sampling

Reporting Lab :

CCB125

Analyst :

P. Lashley

(1)	1						
(2)	999						
	(00011) Water Temperature F						
Day							
01	33						
02	33						
03	33						
04	34						
05	33						
06	33						
07	33						
08	32						
09	32						
10	33						
11	33						
12	34						
13	34						
14	34						
15	34						
16	34						
17	35						
18	33						
19	34						
20	34						
21	35						
22	35						
23	36						
24	35						
25	37						
26	35						
27	36						
28	36						
29	38						
30	37						
31	37						
TOTAL	1065	0	0	0	0	0	0
AVG	34.3548						
MAX	38						
MIN	32						

Additional Remarks :

I certify under the penalty of law that I have personally examined and am familiar with the information submitted and based on my inquiry of those individuals immediately responsible for obtaining the information, I believe the submitted information is true, accurate and complete. I am aware that there are significant penalties for submitting false information, including the possibility of fine and imprisonment.

Form No EPA 4500 (8-91)

Formerly EPA SURI
(Generated by SWMS)

Date Report Completed:

04/03/2001

Signature of Reporter:



Title of Reporter:

VP, Nuclear, Perry