

A CMS Energy Company

27780 Blue Star Memorial Highway
Covert, MI 49043

Tel: 616 764 2442
Fax: 616 764 2095
E-Mail: decooper@cmsenergy.com

Douglas E. Cooper
Plant General Manager
Palisades Nuclear Plant

March 29, 2001

U.S. Nuclear Regulatory Commission
ATTN: Document Control Desk
Washington, DC 20555-0001


DOCKET 50-255 - LICENSE DPR-20 - PALISADES PLANT
2000 ANNUAL RADIOACTIVE EFFLUENT RELEASE AND WASTE DISPOSAL
REPORT

The enclosed 2000 Annual Radioactive Effluent Release and Disposal Report for the Palisades Plant is submitted in accordance with 10 CFR 50.36a(a)(2) and Palisades Technical Specification 5.6.3.

This report provides a summary of the quantities of radioactive liquid and gaseous effluent releases and solid radioactive waste processed during the period of January 1, 2000, through December 31, 2000.

SUMMARY OF COMMITMENT

This letter contains no new commitments and no revisions to existing commitments.



Douglas E. Cooper
Plant General Manager

CC Administrator, Region III, USNRC
Project Manager, NRR, USNRC
NRC Resident Inspector - Palisades

Enclosure

IE48

ENCLOSURE

**CONSUMERS POWER COMPANY
PALISADES PLANT
DOCKET 50-255**

**2000 ANNUAL RADIOACTIVE EFFLUENT RELEASE
AND WASTE DISPOSAL REPORT**

March 29, 2001

257 Pages

PALISADES NUCLEAR PLANT
ANNUAL RADIOACTIVE EFFLUENT RELEASE AND WASTE DISPOSAL REPORT

JANUARY - DECEMBER 2000

This report provides information relating to radioactive effluent releases and solid radioactive waste shipments at the Palisades Nuclear Plant during the period of January 1, 2000 through December 31, 2000. The report is required by 10 CFR 50.36a(a)(2) and Plant Technical Specification 5.6.3. The report format is detailed in the Offsite Dose Calculation Manual (ODCM) Appendix A.

Plant Operating History

Palisades was taken off-line on February 4th for cleanup of Steam Generator chemistry. It remained off-line until February 29th to allow maintenance on Primary Coolant Pump 50B Seals, Control Rod Drive Seals, Auxiliary Feed Pump 8A bearing replacement and other scheduled maintenance. The Plant was taken off line on April 4th due to incorrect operation of 1-1 Diesel Generator output breaker, and was returned to service on April 7th. The Plant was shut down on July 1st to repair a Primary Coolant System leak and returned to power operations July 10th. On September 5th the Plant was shutdown to repair Emergency Safety System Mini Flow check valve CK-ES3332. The Plant returned to service September 17th and was in operation the remainder of the year.

1. Supplemental Information

A. Batch Releases

Information relating to batch release of gaseous and liquid effluents is provided in Attachment 1.

B. Abnormal releases

None

C. Lower Limits of Detection (LLD's) for gaseous and liquid effluents are provided in Attachment 5.

D. Results of the 2000 Radiochemistry Cross Check Program with Analytics are shown in Attachment 6. Results were in agreement with the exception of the Serum Vial geometry, which had two disagreements in the second quarter. Further investigation showed the error was with the source and not with the calibration of Palisades detectors.

E. Radioactive Effluent Monitoring Instrumentation:

No radioactive effluent monitoring instrument channels were inoperable for more than 30 days during this reporting period.

2. Gaseous Effluents

Attachment 2 lists and summarizes all gaseous radioactive effluents released during the reporting period. The unidentified beta was 3.84E-05% of the total release.

Gaseous effluents (noble gasses and iodines) and resultant beta and gamma doses released during 2000 were much lower than the previous year (factor of 8). This is attributed to 2000 being a non-refueling outage year in conjunction with no fuel failures over the current operating cycle 15.

3. Liquid Effluents

Attachment 3 lists and summarizes all liquid radioactive effluents released during the reporting period. The unidentified beta was 2.63E-05% of the total release.

No liquid batch releases occurred during the 2nd quarter of 2000, therefore the total release (not including tritium) was zero. Since only tritium was released in the second quarter, the resultant calculated organ dose was the same value as calculated for the whole body dose.

Overall dose from liquid effluents released during 2000 were about three times lower than 1999 even though liquid release volumes were nearly identical. 2000 dose results were substantially lower in 2000 for two reasons. First, the fission and activation Curies released in 2000 were half that of 1999. Whenever possible, tanks are being recirculated through the demineralizers prior to release which reduces activity concentration. The second factor for the dose reduction was the amount of dilution flow in 2000, which was 70% higher than 1999. The increased dilution flow is a result of upgrading dilution water pumps as well as having no refueling outage in 2000.

4. Estimate of Uncertainty

Both the Gaseous and Liquid Summation of Release data sheets include an estimate of the uncertainty associated with the measurement of radioactive effluents. These estimates are based on a statistical analysis of a series of sample results as described in the ODCM Appendix A. These results are listed in the "Est Total Error %" columns on the Gaseous and Liquid Summation Report.

5. Solid Waste

Attachment 4 summarizes all solid radwaste classification, sources, volume shipped, curie and nuclide content. Radwaste shipments were made either to Barnwell Waste Management Facility in Barnwell, South Carolina or to Envirocare of Utah, Inc. The 2000 waste volume was lower than 1999, and the Curies shipped in 2000 were greater than that of the previous year. Volume difference was a result of the burial of approximately 3000 cubic feet of very low levels of contaminated soil, and secondary side resins in 1999. The Curie increase in 2000 is a result of a shipment of irradiated hardware (incore wires) in 2000. This shipment contained 97.7% of the activity shipped to disposal facilities in 2000.

6. Summary of Radiological Impact on Man

Potential doses to individuals and populations were calculated using GASPAR and LADTAP computer program codes. The quarterly values for curies released were input for each nuclide and summarized as follows:

- A. The maximum total body dose to an individual in unrestricted water-related exposure pathways was:

First Quarter -	1.19 E-03 millirem (adult)
Second Quarter-	3.52 E-08 millirem (adult)
Third Quarter -	1.28 E-04 millirem (adult)
Fourth Quarter -	4.91 E-05 millirem (adult).

The maximum organ doses were:

First Quarter -	1.84 E-03 millirem (teenage liver)
Second Quarter-	3.52 E-08 millirem (adult)
Third Quarter -	1.55 E-04 millirem(child bone)
Fourth Quarter -	4.91E-05 millirem (adult gi tract)

- B. The offsite air doses at the site boundary (0.48 SSE) due to noble gases were:

First Quarter -	1.51 E-04 millirad beta and 4.70 E-05 millirad gamma
Second Quarter -	6.02 E-05 millirad beta and 2.01 E-05 millirad gamma
Third Quarter -	1.88 E-04 millirad beta and 6.57 E-05 millirad gamma
Fourth Quarter -	9.26 E-05 millirad beta and 3.13 E-05 millirad gamma

The maximum noble gas offsite air dose to the nearest residence (0.50 mi S) for beta and gamma occurred during the third quarter, being 1.22 E-04 millirads beta and 4.28E-05 millirads for gamma.

- C. The most restrictive organ dose to an individual in an unrestricted area (based on identified critical receptors) from gaseous effluent releases were:

First Quarter -	5.05 E-03 millirem (child thyroid)
Second Quarter -	5.16 E-03 millirem (child thyroid)
Third Quarter -	5.25 E-03 millirem (child thyroid)
Fourth Quarter -	5.00 E-03 millirem (child thyroid)

- D. Integrated total body doses to the general population and average doses to individuals within the population from liquid effluent release pathways to a distance of 50-miles from the site boundary were:

First Quarter -	4.93 E-03 person-Rem and 4.25 E-06 millirem
Second Quarter-	4.03 E-07 person-Rem and 3.47 E-10 millirem
Third Quarter -	8.35 E-04 person-Rem and 7.20 E-07 millirem
Fourth Quarter -	5.61 E-04 person-Rem and 4.84 E-07 millirem.

- E. Integrated total body doses to the general population and average doses to individuals within the population from gaseous effluent release pathways to a distance of 50 miles from the site boundary were:

First Quarter -	1.64 E-02 person-Rem and 1.41 E-05 millirem
Second Quarter-	1.65 E-02 person-Rem and 1.42 E-05 millirem
Third Quarter -	1.62 E-02 person-Rem and 1.40 E-05 millirem
Fourth Quarter -	1.54 E-02 person-Rem and 1.33 E-05 millirem.

7. Process Control Program (PCP)

Attachment 7 contains Revision 8 of the Process Control Program, along with the safety evaluations. The PCP was revised in 2000 to incorporate the Improved Technical Specification references, and verbiage was added to enhance the 10 CFR 61 requirements in section 4.

8. Offsite Dose Calculation Manual (ODCM)

During 2000, there were two revisions to the ODCM (14 and 15). Attachment 8 contains the ODCM Revision 14 changes only, the entire Revision 15, and includes both safety evaluations per the requirements of Technical Specification 5.5.1.c.3.

Revision 14 to the ODCM involved changes as a result of use of the 1999 Land Use Survey. The Land Use Survey is utilized to ensure that the impact of effluent dose is accurate. These changes are detailed in #'s 1-3 below. Revision 15 involves clarification of the total allowable EC fraction for each release point, dependent upon submersion dose isotopes. These changes are detailed in #'s 4 and 5 below. The changes made in revisions 14 and 15 will

maintain the level of radioactive effluent control required by 10 CFR 20.1301, 4 CFR Part 190, 10 CFR 50.36a, and Appendix I to 10 CFR Part 50 and do not affect any monitor or release set point calculations.

In addition, Attachment 8 also contains Revision 10 to the ODCM Appendix A "Relocated Technical Specifications Per NRC Generic Letter 89-01" (TAC NO 75060). During 2000 the ODCM Appendix A was revised to incorporate the Improved Technical Specifications (ITS). Changes (detailed in #'s 6-9 below) were made to Radioactive Gaseous Effluent Monitoring Instrumentation Tables, and to the Radiological Environmental Monitoring Program Table. These changes do not effect radioactive effluent control, and do not effect any monitor or release set point calculations.

- 1) Update of Table 1.4, 1999 Palisades Land Use Census (rev 14)
- 2) Update of Table 1.4a, 1999 Palisades Land Use Census - Critical Receptor Items (rev 14)
- 3) Update of Table 1.9, 2000 Palisades Gaseous Design - Objective Annual Quantities (rev 14)
- 4) Gaseous Effluent allowable concentration formula (1.1) for each release point was changed in a conservative direction by a factor of 2 to account for submersion dose isotopes (rev 15)
- 5) Release rate for offsite EC (section F), the discussion section was clarified to include the submersion dose isotopes and resultant dose of 100 mrem/yr versus the 50 mrem/yr limit for non-submersive dose isotopes (rev 15)
- 6) Added the appropriate ITS modes to Table A-1, Radioactive Gaseous Effluent Monitoring Instrumentation and to the associated ACTION STATEMENTS
- 7) Added the appropriate ITS modes to Table A-2, Radioactive Gaseous Effluent Monitoring Instrumentation Surveillance Requirements
- 8) In Table E-1, "Radiological Environmental Monitoring Program", for Fish, changed the sampling and collection frequency from "Monthly when available" to "Sample in season or semiannually if they are not seasonal"
- 9) In Table E-1, "Radiological Environmental Monitoring Program", for Food Products changed the sampling and collection frequency from "Monthly when available" to "At time of harvest"

ATTACHMENT 1

**Consumers Energy Company
Palisades Plant
Docket 50-255**

**RADIOACTIVE EFFLUENT RELEASE REPORT
BATCH RELEASES**

January - December 2000

2 Pages

TABLE HP 10.5-1

PALISADES PLANT RADIOACTIVE
EFFLUENT REPORT

BATCH RELEASES

January 1, 2000 to December 31, 2000

A. GASEOUS	Units	1st Qtr	2nd Qtr	3rd Qtr	4th Qtr
Number of Releases		13	4	15	12
Total Release Time	Minutes	1432	468	1750	1403
Maximum Release Time	Minutes	169	167	230	210
Average Release Time	Minutes	110	117	117	117
Minimum Release Time	Minutes	62	72	65	50

B. LIQUID	Units	1st Qtr	2nd Qtr	3rd Qtr	4th Qtr
Number of Releases		2	0	1	1
Total Release Time	Minutes	814	N/A	405	575
Maximum Release Time	Minutes	465	N/A	405	575
Average Release Time	Minutes	407	N/A	405	575
Minimum Release Time	Minutes	349	N/A	405	575

ATTACHMENT 2

**Consumers Energy Company
Palisades Plant
Docket 50-255**

**RADIOACTIVE EFFLUENT RELEASE REPORT
GASEOUS EFFLUENTS - SUMMATION OF RELEASES**

January - December 2000

4 Pages

TABLE HP 10.5-2

PALISADES PLANT RADIOACTIVE
EFFLUENT REPORT

GASEOUS EFFLUENTS - SUMMATION OF RELEASES

January 1, 2000 to December 31, 2000

A. FISSION AND ACTIVATION GASES	Units	1st Qtr	2nd Qtr	3rd Qtr	4th Qtr	Est Total Error %
1. Total release	Ci	2.05E+00	8.45E-01	2.59E+00	1.31E+00	5.8
2. Average release rate for period	μCi/sec	2.62E-01	1.07E-01	3.25E-01	1.65E-01	
3. Percent of annual avg EC	%	1.08E-04	4.54E-05	1.49E-04	7.03E-05	
B. IODINES						
1. Total Iodine *	Ci	1.68E-04	2.74E-04	3.89E-04	3.84E-04	12.6
2. Average release rate for period	μCi/sec	2.14E-05	3.48E-05	4.89E-05	4.83E-05	
3. Percent of annual avg EC	%	8.77E-06	1.39E-05	2.28E-05	2.44E-05	
C. PARTICULATES						
1. Particulates with half-life > 8 days	Ci	3.22E-06	3.53E-06	4.11E-06	4.53E-06	N/A
2. Average release rate for period	μCi/sec	4.10E-07	4.49E-07	5.16E-07	5.70E-07	
3. Percent of annual avg EC	%	1.08E-05	1.26E-05	1.39E-05	1.67E-05	
4. Gross alpha radioactivity	Ci	7.64E-07	4.76E-07	6.87E-07	4.70E-07	
D. TRITIUM						
1. Total Release	Ci	4.87E+00	4.90E+00	4.76E+00	4.50E+00	
2. Average release rate for period	μCi/sec	6.20E-01	6.23E-01	5.99E-01	5.66E-01	
3. Percent of annual avg EC	%	1.32E-03	1.33E-03	1.27E-03	1.20E-03	
E.						
1. Beta Airdose at Site Boundary Due to Noble Gases (ODCM App A III.C)	mrads	1.51E-04	6.02E-05	1.88E-04	9.26E-05	
2. Percent limit	%	1.51E-03	6.02E-04	1.88E-03	9.26E-04	
3. Gamma Airdose at Site Boundary Due to Noble Gases (ODCM App A III.C)	mrads	4.70E-05	2.01E-05	6.57E-05	3.13E-05	
4. Percent limit	%	9.40E-04	4.02E-04	1.31E-03	6.26E-04	
F.						
1. Maximum Organ Dose to Public Based on Critical Receptors (ODCM App A III.D)	mrem	5.05E-03	5.16E-03	5.25E-03	5.00E-03	
2. Percent of limit	%	6.73E-02	6.88E-02	7.00E-02	6.67E-02	

*NOTE: Data is reported for I-131 and I-133 only.

TABLE HP 10.5-2

**PALISADES PLANT RADIOACTIVE
EFFLUENT REPORT**

GASEOUS EFFLUENTS

January 1, 2000 to December 31, 2000

1. FISSION GASES	Units	1st Qtr	2nd Qtr	3rd Qtr	4th Qtr
Argon-41	Ci	<LLD	<LLD	<LLD	<LLD
Krypton-85	Ci	8.03E-02	5.79E-03	<LLD	<LLD
Krypton-85m	Ci	1.64E-05	<LLD	<LLD	<LLD
Krypton-87	Ci	<LLD	<LLD	<LLD	1.58E-04
Krypton-88	Ci	<LLD	<LLD	<LLD	<LLD
Xenon-131m	Ci	2.70E-02	6.25E-04	3.24E-02	4.69E-03
Xenon-133	Ci	1.94E+00	8.37E-01	2.49E+00	1.30E+00
Xenon-133m	Ci	4.10E-03	<LLD	1.81E-02	<LLD
Xenon-135	Ci	2.97E-03	6.86E-04	4.48E-02	1.04E-03
Xenon-135m	Ci	4.69E-04	9.81E-04	5.88E-04	2.07E-03
Xenon-138	Ci	<LLD	<LLD	<LLD	<LLD
Total for Period	Ci	2.05E+00	8.45E-01	2.59E+00	1.31E+00

2. IODINES					
Iodine-131	Ci	3.90E-05	5.98E-05	1.16E-04	1.32E-04
Iodine-132	Ci	1.08E-06	<LLD	2.18E-07	<LLD
Iodine-133	Ci	1.29E-04	2.14E-04	2.73E-04	2.52E-04
Iodine-134	Ci	<LLD	<LLD	<LLD	<LLD
Iodine-135	Ci	<LLD	<LLD	<LLD	<LLD
Total for Period	Ci	1.68E-04	2.74E-04	3.89E-04	3.84E-04

TABLE HP 10.5-2

PALISADES PLANT RADIOACTIVE
EFFLUENT REPORT

3. PARTICULATES*	Units	1st Qtr	2nd Qtr	3rd Qtr	4th Qtr
Manganese-54	Ci	<LLD	<LLD	<LLD	<LLD
Cobalt-58	Ci	<LLD	<LLD	<LLD	<LLD
Iron-59	Ci	<LLD	<LLD	<LLD	<LLD
Cobalt-60	Ci	<LLD	<LLD	<LLD	<LLD
Zinc-65	Ci	<LLD	<LLD	<LLD	<LLD
Strontium-89	Ci	8.80E-07	7.75E-07	1.03E-06	8.45E-07
Strontium-90	Ci	4.10E-07	4.05E-07	6.15E-07	5.15E-07
Molybdenum-99	Ci	<LLD	<LLD	<LLD	<LLD
Cesium-134	Ci	<LLD	<LLD	<LLD	<LLD
Cesium-137	Ci	<LLD	<LLD	<LLD	<LLD
Cerium-141	Ci	<LLD	<LLD	<LLD	<LLD
Cerium-144	Ci	<LLD	<LLD	<LLD	<LLD
Net unidentified beta	Ci	1.93E-06	2.35E-06	2.46E-06	3.17E-06
Total		3.22E-06	3.53E-06	4.11E-06	4.53E-06

*Particulates with half-lives > 8 days.

ATTACHMENT 3

**Consumers Energy Company
Palisades Plant
Docket 50-255**

**RADIOACTIVE EFFLUENT RELEASE REPORT
LIQUID EFFLUENTS - SUMMATION OF RELEASES**

January - December 2000

3 Pages

TABLE HP 10.5-3
PALISADES PLANT RADIOACTIVE
EFFLUENT REPORT

LIQUID EFFLUENTS - SUMMATION OF ALL RELEASES

January 1, 2000 to December 31, 2000

A. FISSION AND ACTIVATION PRODUCTS	Units	Ist Qtr	2nd Qtr	3rd Qtr	4th Qtr	Est Total Error %
1. Total release (not including tritium, gases, alpha)	Ci	8.98E-04	0.000	8.52E-05	3.04E-05	9.6
2. Average release rate for period	$\mu\text{Ci}/\text{ml}$	2.27E-11	N/A	2.22E-12	7.63E-13	
3. Percent of EC	%	2.08E-03	N/A	3.20E-04	6.21E-06	
B. TRITIUM						
1. Total Release	Ci	7.27E+01	2.65E-02	3.35E+01	3.70E+01	4.01
2. Average diluted concentration during period	$\mu\text{Ci}/\text{ml}$	1.83E-06	6.76E-10	8.72E-07	9.27E-07	
3. Percent of EC	%	1.83E-01	6.76E-05	8.72E-02	9.27E-02	
C. DISSOLVED AND ENTRAINED GASES						
1. Total Release	Ci	0.000	0.000	0.000	0.000	N/A
2. Average diluted concentration during period	$\mu\text{Ci}/\text{ml}$	N/A	N/A	N/A	N/A	
3. Percent of EC	%	N/A	N/A	N/A	N/A	
D. GROSS ALPHA RADIOACTIVITY (Total Release)	Ci	6.16E-07	0.000	1.42E-07	1.69E-07	
E. VOLUME OF WASTE RELEASED (Prior to Dilution)	Liters	2.78E+05	0.000	1.42E+05	1.42E+05	
F. VOLUME OF DILUTION WATER USED DURING PERIOD	Liters	3.97E+10	3.92E+10	3.84E+10	3.99E+10	
G. MAXIMUM DOSE COMMITMENT - WHOLEBODY	mrem	1.19E-03	3.52E-08	1.28E-04	4.91E-05	
Percent of ODCM App A III.H limit	%	7.93E-02	2.35E-06	8.53E-03	3.27E-03	
H. MAXIMUM DOSE COMMITMENT - ORGAN	mrem	1.84E-03	3.52E-08	1.55E-04	4.91E-05	
Percent of ODCM App A III.H limit	%	3.68E-02	7.04E-07	3.10E-03	9.82E-04	

TABLE HP 10.5-3
PALISADES PLANT RADIOACTIVE
EFFLUENT REPORT

LIQUID EFFLUENTS
January 1, 2000 to December 31, 2000

1. NUCLIDES RELEASED	Units	Ist Qtr	2nd Qtr	3rd Qtr	4th Qtr
Manganese-54	Ci	<LLD	<LLD	<LLD	<LLD
Cobalt-58	Ci	4.21E-05	<LLD	<LLD	2.95E-05
Iron-59	Ci	<LLD	<LLD	<LLD	<LLD
Cobalt-60	Ci	7.08E-05	<LLD	<LLD	<LLD
Zirconium-95	Ci	<LLD	<LLD	<LLD	<LLD
Strontium-89	Ci	1.27E-06	<LLD	4.97E-07	4.69E-07
Strontium-90	Ci	4.08E-06	<LLD	1.56E-07	4.69E-07
Molybdenum-99	Ci	<LLD	<LLD	<LLD	<LLD
Iodine-131	Ci	<LLD	<LLD	<LLD	<LLD
Cesium-134	Ci	1.03E-04	<LLD	<LLD	<LLD
Cesium-137	Ci	6.77E-04	<LLD	4.67E-05	<LLD
Niobium-95	Ci	<LLD	<LLD	<LLD	<LLD
Silver-110m	Ci	<LLD	<LLD	<LLD	<LLD
Antimony-125	Ci	<LLD	<LLD	<LLD	<LLD
Net unidentified beta	Ci	<LLD	<LLD	3.78E-05	<LLD
Fission & Activation Product Total	Ci	8.98E-04	0.000	8.52E-05	3.04E-05
Tritium	Ci	7.27E+01	2.65E-02	3.35E+01	3.70E+01
Grand Total	Ci	7.27E+01	2.65E-02	3.35E+01	3.70E+01

ATTACHMENT 4

**Consumers Energy Company
Palisades Plant
Docket 50-255**

**RADIOACTIVE EFFLUENT RELEASE REPORT
SOLID WASTE**

January - December 2000

SOLID WASTE

January 1, 2000 To December 31, 2000

<u>Waste Class</u>	<u>Source of Waste</u>	<u>Solidification Agent</u>	<u>Container Type</u>	<u>Volume (cu ft)</u>	<u>*Total Curies</u>	<u>*Principal Radionuclides</u>
AS	DAW	N/A	HIC	362.1	1.4	Co-60, Cs-137, Co-58, Cs-134, Mn-54, Fe-55, Cr-51, Ag-110m, Zr-95, Ce-144, Ni-63
AU	DAW	N/A	LSA	1313.7	0.3	Same as above
AS	Evap Bottoms	N/A	HIC	102.4	0.5	Co-60, Cs-137, Co-58, Cs-134, Mn-54, Fe-55,
AS	Resins	N/A	HIC	132.4	3.3	Cs-137, H-3, Cs-134
C	Resins	N/A	HIC	132.4	188.0	Cs-137, Co-60,
C	Irr Hardware	N/A	Steel Liner	14.6	8360.0	Co-60, Co-58, Mn-54, Fe-55, Ni-63, Ni-59
TOTAL				2057.6 ft ³	8553.5 Ci	

*NOTE: Gamma isotopes are measured quantities; all other isotopes are estimated.

ATTACHMENT 5

**Consumers Energy Company
Palisades Plant
Docket 50-255**

**RADIOACTIVE EFFLUENT RELEASE REPORT
LOWER LIMITS OF DETECTION FOR PALISADES EFFLUENTS**

January - December 2000

2 Pages

LOWER LIMITS OF DETECTION (LLDs) FOR PALISADES EFFLUENTS

<u>Gaseous Effluents</u>	<u>Nuclide</u>	<u>LLD (uci/cc)*</u>
00-032-St 00-067-G	<u>Mn-54</u>	<u>2.81E-14</u>
	<u>Co-58</u>	<u>2.01E-14</u>
	<u>Fe-59</u>	<u>6.41E-14</u>
	<u>Co-60</u>	<u>4.82E-14</u>
	<u>Zn-65</u>	<u>5.64E-14</u>
	<u>Zr-95</u>	<u>3.57E-14</u>
	<u>Mo-99</u>	<u>4.61E-13</u>
	<u>I-131</u>	<u>2.64E-14</u>
	<u>I-133</u>	<u>1.50E-14</u>
	<u>Cs-134</u>	<u>2.21E-14</u>
	<u>Cs-137</u>	<u>2.01E-14</u>
	<u>Ce-141</u>	<u>2.20E-14</u>
	<u>Ce-144</u>	<u>6.56E-14</u>
	<u>Kr-87</u>	<u>1.13E-06</u>
	<u>Kr-88</u>	<u>1.19E-06</u>
	<u>Xe-133</u>	<u>5.32E-07</u>
	<u>Xe-133m</u>	<u>2.50E-06</u>
	<u>Xe-135</u>	<u>3.69E-07</u>
	<u>Xe-138</u>	<u>1.24E-05</u>

<u>Liquid Effluents</u>	<u>Nuclide</u>	<u>LLD (uci/ml)**</u>
Liquid Batch Release 00-026-R 00-019-R	<u>Mn-54</u>	<u>1.24E-07</u>
	<u>Fe-59</u>	<u>1.33E-07</u>
	<u>Co-58</u>	<u>1.73E-07</u>
	<u>Co-60</u>	<u>1.77E-07</u>
	<u>Zn-65</u>	<u>1.63E-07</u>
	<u>Mo-99</u>	<u>1.03E-06</u>
	<u>I-131</u>	<u>5.96E-08</u>
	<u>Cs-134</u>	<u>1.66E-07</u>
	<u>Cs-137</u>	<u>1.57E-07</u>
	<u>Ce-141</u>	<u>1.23E-07</u>
	<u>Ce-144</u>	<u>5.24E-07</u>

* From a typical Stack release analysis.

** From a typical Liquid release analysis.

ATTACHMENT 6

**Consumers Energy Company
Palisades Plant
Docket 50-255**

**RADIOACTIVE EFFLUENT RELEASE REPORT
RESULTS OF 2000 RADIOCHEMISTRY CROSS CHECK PROGRAM**

Consumers Energy Memorandum

To: File

From: Mike Sullivan

Date: 05/19/2000

Subject: Radiochemistry Cross Checks Results, 1st Quarter 2000

CC: Rich Margol
Mike Lee
AACalloway
EABogue
Mike Grogan
Records Retention

Attached are the results of the Analytics Corporation, 1st quarter 2000 Radiochemistry Cross Checks.

Analysis results for this set of unknowns were excellent. A total of 81 gamma isotopic comparisons were made using three geometries on three detectors, and two gross beta analysis. All results were in agreement.

Attached are the results reported from Analytics Inc.



ANALYTICS


1380 Seaboard Industrial Blvd.
Atlanta, Georgia 30318 · U.S. A.

Phone (404) 352-8677
Fax (404) 352-2837

RESULTS OF RADIOCHEMISTRY
CROSS CHECK PROGRAM
CONSUMERS POWER COMPANY
PALISADES PLANT

First Quarter 2000

AMENDED REPORT


Daniel M. Montgomery, QA Manager

5 15-01

SAMPLE	ANALYSIS	PALISADES	ANALYTICS	RATIO		COMPARISON
		VALUE microCi/cc	VALUE microCi/cc	PALISADES: ANALYTICS	RESOLUTION	

A12800-66	Ce-141	1.26E-04	1.28E-04	0.98	20	AGREEMENT
SOLID	Cr-51	8.28E-05	8.11E-05	1.02	20	AGREEMENT
1 LITER	Cs-134	2.00E-05	2.08E-05	0.96	20	AGREEMENT
DETECTOR 1	Cs-137	1.92E-05	1.87E-05	1.03	20	AGREEMENT
	Co-58	8.31E-06	8.85E-06	0.94	20	AGREEMENT
	Mn-54	2.53E-05	2.50E-05	1.01	20	AGREEMENT
	Fe-59	2.30E-05	2.28E-05	1.01	20	AGREEMENT
	Zn-65	3.11E-05	3.09E-05	1.01	20	AGREEMENT
	Co-60	1.65E-05	1.71E-05	0.97	20	AGREEMENT

A12800-66	Ce-141	1.27E-04	1.28E-04	0.99	20	AGREEMENT
SOLID	Cr-51	7.84E-05	8.11E-05	0.97	20	AGREEMENT
1 LITER	Cs-134	1.99E-05	2.08E-05	0.96	20	AGREEMENT
DETECTOR 2	Cs-137	1.88E-05	1.87E-05	1.01	20	AGREEMENT
	Co-58	8.47E-06	8.85E-06	0.96	20	AGREEMENT
	Mn-54	2.47E-05	2.50E-05	0.99	20	AGREEMENT
	Fe-59	2.38E-05	2.28E-05	1.04	20	AGREEMENT
	Zn-65	2.98E-05	3.09E-05	0.97	20	AGREEMENT
	Co-60	1.63E-05	1.71E-05	0.95	20	AGREEMENT

A12800-66	Ce-141	1.20E-04	1.28E-04	0.94	20	AGREEMENT
SOLID	Cr-51	8.24E-05	8.11E-05	1.02	20	AGREEMENT
1 LITER	Cs-134	1.99E-05	2.08E-05	0.96	20	AGREEMENT
DETECTOR 3	Cs-137	1.94E-05	1.87E-05	1.04	20	AGREEMENT
	Co-58	9.44E-06	8.85E-06	1.07	20	AGREEMENT
	Mn-54	2.53E-05	2.50E-05	1.01	20	AGREEMENT
	Fe-59	2.17E-05	2.28E-05	0.95	20	AGREEMENT
	Zn-65	3.01E-05	3.09E-05	0.98	20	AGREEMENT
	Co-60	1.61E-05	1.71E-05	0.94	20	AGREEMENT

SAMPLE	ANALYSIS	PALISADES	ANALYTICS	RATIO	RESOLUTION	COMPARISON
		VALUE	VALUE	PALISADES:		

A12800-66	Ce-141	6.26E-04	6.11E-04	1.02	20	AGREEMENT
SOLID	Cr-51	4.17E-04	3.86E-04	1.08	20	AGREEMENT
50 ML	Cs-134	9.33E-05	9.91E-05	0.94	20	AGREEMENT
DETECTOR 1	Cs-137	9.61E-05	8.90E-05	1.08	20	AGREEMENT
	Co-58	4.18E-05	4.22E-05	0.99	20	AGREEMENT
	Mn-54	1.21E-04	1.19E-04	1.02	20	AGREEMENT
	Fe-59	1.19E-04	1.09E-04	1.10	20	AGREEMENT
	Zn-65	1.51E-04	1.47E-04	1.03	20	AGREEMENT
	Co-60	8.09E-05	8.14E-05	0.99	20	AGREEMENT

A12800-66	Ce-141	6.04E-04	6.11E-04	0.99	20	AGREEMENT
SOLID	Cr-51	3.87E-04	3.86E-04	1.00	20	AGREEMENT
50 ML	Cs-134	9.31E-05	9.91E-05	0.94	20	AGREEMENT
DETECTOR 2	Cs-137	9.25E-05	8.90E-05	1.04	20	AGREEMENT
	Co-58	4.20E-05	4.22E-05	1.00	20	AGREEMENT
	Mn-54	1.18E-04	1.19E-04	0.99	20	AGREEMENT
	Fe-59	1.04E-04	1.09E-04	0.96	20	AGREEMENT
	Zn-65	1.41E-04	1.47E-04	0.96	20	AGREEMENT
	Co-60	7.70E-05	8.14E-05	0.95	20	AGREEMENT

A12800-66	Ce-141	5.97E-04	6.11E-04	0.98	20	AGREEMENT
SOLID	Cr-51	4.10E-04	3.86E-04	1.06	20	AGREEMENT
50 ML	Cs-134	9.45E-05	9.91E-05	0.95	20	AGREEMENT
DETECTOR 3	Cs-137	9.40E-05	8.90E-05	1.06	20	AGREEMENT
	Co-58	4.63E-05	4.22E-05	1.10	20	AGREEMENT
	Mn-54	1.27E-04	1.19E-04	1.07	20	AGREEMENT
	Fe-59	1.15E-04	1.09E-04	1.06	20	AGREEMENT
	Zn-65	1.50E-04	1.47E-04	1.02	20	AGREEMENT
	Co-60	8.08E-05	8.14E-05	0.99	20	AGREEMENT

SAMPLE	ANALYSIS	PALISADES	ANALYTICS	RATIO	RESOLUTION	COMPARISON
		VALUE microCi/cc	VALUE microCi/cc	PALISADES: ANALYTICS		

A12200-66	Ce-141	1.18E-04	1.23E-04	0.96	20	AGREEMENT
GAS	Cr-51	7.24E-05	7.75E-05	0.93	20	AGREEMENT
1 LITER	Cs-134	1.81E-05	1.99E-05	0.91	20	AGREEMENT
DETECTOR 1	Cs-137	1.71E-05	1.79E-05	0.96	20	AGREEMENT
	Co-58	8.33E-06	8.46E-06	0.98	20	AGREEMENT
	Mn-54	2.33E-05	2.39E-05	0.98	20	AGREEMENT
	Fe-59	2.15E-05	2.18E-05	0.99	20	AGREEMENT
	Zn-65	2.84E-05	2.95E-05	0.96	20	AGREEMENT
	Co-60	1.58E-05	1.63E-05	0.97	20	AGREEMENT

A12800-66	Ce-141	1.19E-04	1.23E-04	0.97	20	AGREEMENT
GAS	Cr-51	7.35E-05	7.75E-05	0.95	20	AGREEMENT
1 LITER	Cs-134	1.88E-05	1.99E-05	0.95	20	AGREEMENT
DETECTOR 2	Cs-137	1.82E-05	1.79E-05	1.02	20	AGREEMENT
	Co-58	8.43E-06	8.46E-06	1.00	20	AGREEMENT
	Mn-54	2.29E-05	2.39E-05	0.96	20	AGREEMENT
	Fe-59	2.08E-05	2.18E-05	0.95	20	AGREEMENT
	Zn-65	2.85E-05	2.95E-05	0.97	20	AGREEMENT
	Co-60	1.48E-05	1.63E-05	0.91	20	AGREEMENT

A12800-66	Ce-141	1.14E-04	1.13E-04	0.93	20	AGREEMENT
GAS	Cr-51	7.19E-05	7.75E-05	0.93	20	AGREEMENT
1 LITER	Cs-134	1.82E-05	1.99E-05	0.92	20	AGREEMENT
DETECTOR 3	Cs-137	1.79E-05	1.79E-05	1.00	20	AGREEMENT
	Co-58	7.87E-06	8.46E-06	0.93	20	AGREEMENT
	Mn-54	2.33E-05	2.39E-05	0.98	20	AGREEMENT
	Fe-59	2.11E-05	2.18E-05	0.97	20	AGREEMENT
	Zn-65	2.75E-05	2.95E-05	0.93	20	AGREEMENT
	Co-60	1.53E-05	1.63E-05	0.94	20	AGREEMENT

ANALYSIS		PALISADES VALUE microCi/cc	ANALYTICS VALUE microCi/cc	RATIO PALISADES: ANALYTICS	RESOLUTION	COMPARISON

A12803-66	Gross Beta	2.54E-03	2.85E-03	0.89	17	AGREEMENT

LIQUID						
DETECTOR#	PR101466					

TECH RAC						

A12803-66	Gross Beta	2.68E-03	2.85E-03	0.94	17	AGREEMENT

LIQUID						
DETECTOR#	8428-01141					

TECH DAB						

Consumers Energy Memorandum

To: Distribution

From: MDSullivan

Date: 11/20/2000

Subject: Radiochemistry Cross Checks Results, 2rd Quarter 2000

CC: Records Retention
Grogan, Mike
Margol, Rich
Schneider, Kevin

Attached are the results of the Analytics Corporation , 2rd quarter 2000 Radiochemisrty Cross Checks.

Initial results had two disagreements for the cross check #A13203-66 in the Serum Vial geometry used for PASM analysis only. C-PAL- 0002427 was written to address the disagreements. Further looking into the error determined that the problem was with the source supplied by Analytics and not with the calibration of the detectors at Palisades. The sample supplied from Analytics was not a homogeneous mixture and Analytics verification method was flawed in that it did not catch the problem.(See attached memo from Analytics). Analytics QC processes are being changed to correct this problem


Recount of the sample after it was remixed at Analytics resulted in all agreements. Attached is the initial results and the amended report from Analytics.

ANALYTICS

1380 Seaboard Industrial Blvd.
Atlanta, Georgia 30318 · U.S.A.

Phone (404) 352-8677
Fax (404) 352-2837

RESULTS OF RADIOCHEMISTRY CROSS CHECK PROGRAM CONSUMERS POWER COMPANY PALISADES PLANT AMENDED REPORT Second Quarter 2000

 11-10-00

Daniel M. Montgomery, QA Manager

SAMPLE	ANALYSIS	PALISADES	ANALYTICS	RATIO		COMPARISON
		VALUE microCi	VALUE microCi	PALISADES: ANALYTICS	ESOLUTIC	

A13201-66	Ce-141	2.69E-02	2.84E-02	0.95	20	AGREEMENT
FILTER	Cr-51	9.54E-02	1.01E-01	0.94	20	AGREEMENT
DET. 1	Cs-134	1.39E-02	1.62E-02	0.86	20	AGREEMENT
	Cs-137	3.35E-02	3.27E-02	1.02	20	AGREEMENT
	Co-58	2.57E-02	2.66E-02	0.97	20	AGREEMENT
	Mn-54	2.23E-02	2.22E-02	1.00	20	AGREEMENT
	Fe-59	1.68E-02	1.63E-02	1.03	20	AGREEMENT
	Zn-65	2.88E-02	2.85E-02	1.01	20	AGREEMENT
	Co-60	2.41E-02	2.49E-02	0.97	20	AGREEMENT

A13201-66	Ce-141	2.77E-02	2.84E-02	0.98	20	AGREEMENT
FILTER	Cr-51	1.01E-01	1.01E-01	1.00	20	AGREEMENT
DET. 2	Cs-134	1.48E-02	1.62E-02	0.91	20	AGREEMENT
	Cs-137	3.46E-02	3.27E-02	1.06	20	AGREEMENT
	Co-58	2.68E-02	2.66E-02	1.01	20	AGREEMENT
	Mn-54	2.30E-02	2.22E-02	1.03	20	AGREEMENT
	Fe-59	1.70E-02	1.63E-02	1.04	20	AGREEMENT
	Zn-65	2.92E-02	2.85E-02	1.03	20	AGREEMENT
	Co-60	2.47E-02	2.49E-02	0.99	20	AGREEMENT

A13201-66	Ce-141	2.74E-02	2.84E-02	0.96	20	AGREEMENT
FILTER	Cr-51	1.03E-01	1.01E-01	1.02	20	AGREEMENT
DET. 3	Cs-134	1.51E-02	1.62E-02	0.93	20	AGREEMENT
	Cs-137	3.53E-02	3.27E-02	1.08	20	AGREEMENT
	Co-58	2.73E-02	2.66E-02	1.03	20	AGREEMENT
	Mn-54	2.32E-02	2.22E-02	1.04	20	AGREEMENT
	Fe-59	1.74E-02	1.63E-02	1.06	20	AGREEMENT
	Zn-65	3.02E-02	2.85E-02	1.06	20	AGREEMENT
	Co-60	2.54E-02	2.49E-02	1.02	20	AGREEMENT

SAMPLE	ANALYSIS	PALISADES	ANALYTICS	RATIO		COMPARISON
		VALUE microCi	VALUE microCi	PALISADES: ANALYTICS	ESOLUTIC	

A13202-66	Ce-141	2.79E-02	2.83E-02	0.99	20	AGREEMENT
CARTRIDGE	Cr-51	9.70E-02	1.01E-01	0.96	20	AGREEMENT
DET. 1	Cs-134	1.44E-02	1.62E-02	0.89	20	AGREEMENT
	Cs-137	3.39E-02	3.26E-02	1.04	20	AGREEMENT
	Co-58	2.64E-02	2.65E-02	1.00	20	AGREEMENT
	Mn-54	2.29E-02	2.22E-02	1.03	20	AGREEMENT
	Fe-59	1.76E-02	1.63E-02	1.08	20	AGREEMENT
	Zn-65	2.96E-02	2.84E-02	1.04	20	AGREEMENT
	Co-60	2.53E-02	2.48E-02	1.02	20	AGREEMENT

A13202-66	Ce-141	2.98E-02	2.83E-02	1.05	20	AGREEMENT
CARTRIDGE	Cr-51	1.07E-01	1.01E-01	1.06	20	AGREEMENT
DET. 2	Cs-134	1.55E-02	1.62E-02	0.96	20	AGREEMENT
	Cs-137	3.55E-02	3.26E-02	1.09	20	AGREEMENT
	Co-58	2.76E-02	2.65E-02	1.04	20	AGREEMENT
	Mn-54	2.39E-02	2.22E-02	1.08	20	AGREEMENT
	Fe-59	1.86E-02	1.63E-02	1.14	20	AGREEMENT
	Zn-65	3.13E-02	2.84E-02	1.10	20	AGREEMENT
	Co-60	2.71E-02	2.48E-02	1.09	20	AGREEMENT

A13202-66	Ce-141	2.76E-02	2.83E-02	0.98	20	AGREEMENT
CARTRIDGE	Cr-51	1.03E-01	1.01E-01	1.02	20	AGREEMENT
DET. 3	Cs-134	1.48E-02	1.62E-02	0.91	20	AGREEMENT
	Cs-137	3.38E-02	3.26E-02	1.04	20	AGREEMENT
	Co-58	2.65E-02	2.65E-02	1.00	20	AGREEMENT
	Mn-54	2.28E-02	2.22E-02	1.03	20	AGREEMENT
	Fe-59	1.72E-02	1.63E-02	1.06	20	AGREEMENT
	Zn-65	3.01E-02	2.84E-02	1.06	20	AGREEMENT
	Co-60	2.61E-02	2.48E-02	1.05	20	AGREEMENT

SAMPLE	ANALYSIS	PALISADES	ANALYTICS	RATIO		COMPARISON
		VALUE microCi/cc	VALUE microCi/cc	PALISADES: ANALYTICS	ESOLUTIC	

A13203-66	Ce-141	3.02E-04	3.03E-04	1.00	20	AGREEMENT
SIMULATED GAS	Cr-51	1.35E-03	1.08E-03	1.25	20	AGREEMENT
DET. 1	Cs-134	1.58E-04	1.73E-04	0.91	20	AGREEMENT
	Cs-137	3.61E-04	3.49E-04	1.03	20	AGREEMENT
	Co-58	2.69E-04	2.83E-04	0.95	20	AGREEMENT
	Mn-54	2.44E-04	2.37E-04	1.03	20	AGREEMENT
	Fe-59	2.00E-04	1.74E-04	1.15	20	AGREEMENT
	Zn-65	3.20E-04	3.03E-04	1.05	20	AGREEMENT
	Co-60	2.70E-04	2.65E-04	1.02	20	AGREEMENT

A13203-66	Ce-141	2.72E-04	3.03E-04	0.90	20	AGREEMENT
SIMULATED GAS	Cr-51	1.34E-03	1.08E-03	1.24	20	AGREEMENT
DET. 2	Cs-134	1.55E-04	1.73E-04	0.89	20	AGREEMENT
	Cs-137	3.51E-04	3.49E-04	1.01	20	AGREEMENT
	Co-58	2.97E-04	2.83E-04	1.05	20	AGREEMENT
	Mn-54	2.37E-04	2.37E-04	1.00	20	AGREEMENT
	Fe-59	1.52E-04	1.74E-04	0.87	20	AGREEMENT
	Zn-65	3.13E-04	3.03E-04	1.03	20	AGREEMENT
	Co-60	2.67E-04	2.65E-04	1.01	20	AGREEMENT

A13203-66	Ce-141	2.97E-04	3.03E-04	0.98	20	AGREEMENT
SIMULATED GAS	Cr-51	1.42E-03	1.08E-03	1.32	20	AGREEMENT
DET. 3	Cs-134	1.68E-04	1.73E-04	0.97	20	AGREEMENT
	Cs-137	3.61E-04	3.49E-04	1.03	20	AGREEMENT
	Co-58	2.74E-04	2.83E-04	0.97	20	AGREEMENT
	Mn-54	2.40E-04	2.37E-04	1.01	20	AGREEMENT
	Fe-59	1.48E-04	1.74E-04	0.85	20	AGREEMENT
	Zn-65	3.21E-04	3.03E-04	1.06	20	AGREEMENT
	Co-60	2.78E-04	2.65E-04	1.05	20	AGREEMENT

SAMPLE	ANALYSIS	PALISADES	ANALYTICS	RATIO		COMPARISON
		VALUE	VALUE	PALISADES:	ESOLUTIC	
		microCi/cc	microCi/cc	ANALYTICS		

A13204-66	Tritium	9.98E-04	9.34E-04	1.07	12.5	AGREEMENT
LIQUID						



ANALYTICS

1380 Seaboard Industrial Blvd.
Atlanta, Georgia 30318 - U.S.A.

Phone (404) 352-8677
Fax (404) 352-2837

September 6, 2000

Mr. Michael D. Sullivan
Palisades Nuclear Plant
27780 Blue Star Hwy
Covert, MI 49043

Dear Mr. Sullivan,

As requested we have reanalyzed the 14 cc simulated gas sample, A13203-66 which you returned to us on August 4, 2000.

Prior to the shipment of this sample to you it was counted the sample at a distance of 6 cm from the detector. This data agreed well with the calculated values which were the values reported to you. The sample you returned was counted at 6 cm from the detector and the recount agreed with the original count. Since your data showed a negative bias of 15-20 per cent and it was counted close to the surface of the detector, we calibrated a detector for counting in contact with the detector and recounted sample A13203-66. These results showed bias's similar to those reported from your measurements. The sample was re-mixed and then counted in contact with the detector. These results showed good agreement with the production data indicating the original sample was not homogeneous. Our original count of this sample did not indicate a homogeneity problem because it was counted at a distance of 6 cm from the detector and homogeneity problems are not as apparent at larger distances from the detector.

To preclude this from happening in the future we will count this geometry in close proximity to the detector where the geometry is more sensitive to homogeneity differences. This problem has been identified as a condition adverse to quality and will be followed up as required by our Quality Assurance Program.

We are returning sample A13203-66 that has been re-mixed and shown to be homogeneous. Please analyze this sample again and report the results to us. We will then issue an amended report for this sample.

I regret any inconvenience this has caused you. We appreciate you continued participation in the Analytics crosscheck program.

Sincerely yours,

Daniel M. Montgomery
Quality Assurance Manager



ANALYTICS

1380 Seaboard Industrial Blvd.
Atlanta, Georgia 30318 · U.S.A.

Phone (404) 352-8677
Fax (404) 352-2837


RESULTS OF RADIOCHEMISTRY

CROSS CHECK PROGRAM

CONSUMERS POWER COMPANY

PALISADES PLANT

Second Quarter 2000

 7-17-00

Daniel M. Montgomery, QA Manager

SAMPLE	ANALYSIS	PALISADES	ANALYTICS	RATIO		
		VALUE	VALUE	PALISADES:	RESOLUTION	COMPARISON
		microCi/cc	microCi/cc	ANALYTICS		

A13203-66	Ce-141	2.44E-04	3.03E-04	0.81	20	AGREEMENT
SIMULATED GAS	Cr-51	8.97E-04	1.08E-03	0.83	20	AGREEMENT
DET. 1	Cs-134	1.37E-04	1.73E-04	0.79	20	AGREEMENT
	Cs-137	3.02E-04	3.49E-04	0.87	20	AGREEMENT
	Co-58	2.42E-04	2.83E-04	0.85	20	AGREEMENT
	Mn-54	2.07E-04	2.37E-04	0.87	20	AGREEMENT
	Fe-59	1.43E-04	1.74E-04	0.82	20	AGREEMENT
	Zn-65	2.64E-04	3.03E-04	0.87	20	AGREEMENT
	Co-60	2.30E-04	2.65E-04	0.87	20	AGREEMENT

A13203-66	Ce-141	2.46E-04	3.03E-04	0.81	20	AGREEMENT
SIMULATED GAS	Cr-51	8.98E-04	1.08E-03	0.83	20	AGREEMENT
DET. 2	Cs-134	1.26E-04	1.73E-04	0.73	20	DISAGREEMENT
	Cs-137	3.02E-04	3.49E-04	0.87	20	AGREEMENT
	Co-58	2.24E-04	2.83E-04	0.79	20	AGREEMENT
	Mn-54	1.94E-04	2.37E-04	0.82	20	AGREEMENT
	Fe-59	1.25E-04	1.74E-04	0.72	20	DISAGREEMENT
	Zn-65	2.55E-04	3.03E-04	0.84	20	AGREEMENT
	Co-60	2.36E-04	2.65E-04	0.89	20	AGREEMENT

A13203-66	Ce-141	2.58E-04	3.03E-04	0.85	20	AGREEMENT
SIMULATED GAS	Cr-51	9.67E-04	1.08E-03	0.90	20	AGREEMENT
DET. 3	Cs-134	1.43E-04	1.73E-04	0.83	20	AGREEMENT
	Cs-137	3.02E-04	3.49E-04	0.87	20	AGREEMENT
	Co-58	2.40E-04	2.83E-04	0.85	20	AGREEMENT
	Mn-54	1.99E-04	2.37E-04	0.84	20	AGREEMENT
	Fe-59	1.60E-04	1.74E-04	0.92	20	AGREEMENT
	Zn-65	2.81E-04	3.03E-04	0.93	20	AGREEMENT
	Co-60	2.33E-04	2.65E-04	0.88	20	AGREEMENT

SAMPLE	ANALYSIS	PALISADES	ANALYTICS	RATIO		COMPARISON
		VALUE microCi/cc	VALUE microCi/cc	PALISADES: ANALYTICS	RESOLUTION	

A13204-66	Tritium	9.98E-04	9.34E-04	1.07	12.5	AGREEMENT
LIQUID						

SAMPLE	ANALYSIS	PALISADES VALUE microCi	ANALYTICS VALUE microCi	RATIO PALISADES: ANALYTICS	RESOLUTION	COMPARISON

A13201-66	Ce-141	2.69E-02	2.84E-02	0.95	20	AGREEMENT
FILTER	Cr-51	9.54E-02	1.01E-01	0.94	20	AGREEMENT
DET. 1	Cs-134	1.39E-02	1.62E-02	0.86	20	AGREEMENT
	Cs-137	3.35E-02	3.27E-02	1.02	20	AGREEMENT
	Co-58	2.57E-02	2.66E-02	0.97	20	AGREEMENT
	Mn-54	2.23E-02	2.22E-02	1.00	20	AGREEMENT
	Fe-59	1.68E-02	1.63E-02	1.03	20	AGREEMENT
	Zn-65	2.88E-02	2.85E-02	1.01	20	AGREEMENT
	Co-60	2.41E-02	2.49E-02	0.97	20	AGREEMENT

A13201-66	Ce-141	2.77E-02	2.84E-02	0.98	20	AGREEMENT
FILTER	Cr-51	1.01E-01	1.01E-01	1.00	20	AGREEMENT
DET. 2	Cs-134	1.48E-02	1.62E-02	0.91	20	AGREEMENT
	Cs-137	3.46E-02	3.27E-02	1.06	20	AGREEMENT
	Co-58	2.68E-02	2.66E-02	1.01	20	AGREEMENT
	Mn-54	2.30E-02	2.22E-02	1.03	20	AGREEMENT
	Fe-59	1.70E-02	1.63E-02	1.04	20	AGREEMENT
	Zn-65	2.92E-02	2.85E-02	1.03	20	AGREEMENT
	Co-60	2.47E-02	2.49E-02	0.99	20	AGREEMENT

A13201-66	Ce-141	2.74E-02	2.84E-02	0.96	20	AGREEMENT
FILTER	Cr-51	1.03E-01	1.01E-01	1.02	20	AGREEMENT
DET. 3	Cs-134	1.51E-02	1.62E-02	0.93	20	AGREEMENT
	Cs-137	3.53E-02	3.27E-02	1.08	20	AGREEMENT
	Co-58	2.73E-02	2.66E-02	1.03	20	AGREEMENT
	Mn-54	2.32E-02	2.22E-02	1.04	20	AGREEMENT
	Fe-59	1.74E-02	1.63E-02	1.06	20	AGREEMENT
	Zn-65	3.02E-02	2.85E-02	1.06	20	AGREEMENT
	Co-60	2.54E-02	2.49E-02	1.02	20	AGREEMENT

SAMPLE	ANALYSIS	PALISADES VALUE microCi	ANALYTICS VALUE microCi	RATIO PALISADES: ANALYTICS	RESOLUTION	COMPARISON

A13202-66	Ce-141	2.79E-02	2.83E-02	0.99	20	AGREEMENT
CARTRIDGE	Cr-51	9.70E-02	1.01E-01	0.96	20	AGREEMENT
DET. 1	Cs-134	1.44E-02	1.62E-02	0.89	20	AGREEMENT
	Cs-137	3.39E-02	3.26E-02	1.04	20	AGREEMENT
	Co-58	2.64E-02	2.65E-02	1.00	20	AGREEMENT
	Mn-54	2.29E-02	2.22E-02	1.03	20	AGREEMENT
	Fe-59	1.76E-02	1.63E-02	1.08	20	AGREEMENT
	Zn-65	2.96E-02	2.84E-02	1.04	20	AGREEMENT
	Co-60	2.53E-02	2.48E-02	1.02	20	AGREEMENT

A13202-66	Ce-141	2.98E-02	2.83E-02	1.05	20	AGREEMENT
CARTRIDGE	Cr-51	1.07E-01	1.01E-01	1.06	20	AGREEMENT
DET. 2	Cs-134	1.55E-02	1.62E-02	0.96	20	AGREEMENT
	Cs-137	3.55E-02	3.26E-02	1.09	20	AGREEMENT
	Co-58	2.76E-02	2.65E-02	1.04	20	AGREEMENT
	Mn-54	2.39E-02	2.22E-02	1.08	20	AGREEMENT
	Fe-59	1.86E-02	1.63E-02	1.14	20	AGREEMENT
	Zn-65	3.13E-02	2.84E-02	1.10	20	AGREEMENT
	Co-60	2.71E-02	2.48E-02	1.09	20	AGREEMENT

A13202-66	Ce-141	2.76E-02	2.83E-02	0.98	20	AGREEMENT
CARTRIDGE	Cr-51	1.03E-01	1.01E-01	1.02	20	AGREEMENT
DET. 3	Cs-134	1.48E-02	1.62E-02	0.91	20	AGREEMENT
	Cs-137	3.38E-02	3.26E-02	1.04	20	AGREEMENT
	Co-58	2.65E-02	2.65E-02	1.00	20	AGREEMENT
	Mn-54	2.28E-02	2.22E-02	1.03	20	AGREEMENT
	Fe-59	1.72E-02	1.63E-02	1.06	20	AGREEMENT
	Zn-65	3.01E-02	2.84E-02	1.06	20	AGREEMENT
	Co-60	2.61E-02	2.48E-02	1.05	20	AGREEMENT

Consumers Energy Memorandum

To: Distribution

From: MDSullivan

Date: 10/04/2000

Subject: Radiochemistry Cross Checks Results, 3rd Quarter 2000

CC: Records Retention
Grogan, Mike
Margol, Rich
Schneider, Kevin

Attached are the results of the Analytics Corporation , 3rd quarter 2000 Radiochemisrty Cross Checks.

Analysis results for this set of unknowns were excellent. All analysis results were in agreement.

ANALYTICS

1380 Seaboard Industrial Blvd.
Atlanta, Georgia 30318 · U.S.A.

Phone (404) 352-8677
Fax (404) 352-2837



RESULTS OF RADIOCHEMISTRY

CROSS CHECK PROGRAM

CONSUMERS POWER

PALISADES PLANT

Third Quarter 2000

 9-28-00

Daniel M. Montgomery, QA Manager

SAMPLE	ANALYSIS	PALISADES VALUE microCi	ANALYTICS VALUE microCi	RATIO PALISADES: ANALYTICS	RESOLUTION	COMPARISON

A13402-66	Ce-141	1.25E-03	1.26E-03	0.99	20	AGREEMENT
GAS	Cr-51	1.74E-03	1.77E-03	0.98	20	AGREEMENT
DET 1	Cs-134	3.28E-04	3.65E-04	0.90	20	AGREEMENT
	Cs-137	6.23E-04	6.03E-04	1.03	20	AGREEMENT
	Co-58	2.45E-04	2.45E-04	1.00	20	AGREEMENT
	Mn-54	2.86E-04	2.70E-04	1.06	20	AGREEMENT
	Fe-59	3.09E-04	2.82E-04	1.10	20	AGREEMENT
	Zn-65	4.17E-04	4.15E-04	1.00	20	AGREEMENT
	Co-60	6.88E-04	6.89E-04	1.00	20	AGREEMENT

A13402-66	Ce-141	1.24E-03	1.26E-03	0.98	20	AGREEMENT
GAS	Cr-51	1.75E-03	1.77E-03	0.99	20	AGREEMENT
DET 2	Cs-134	3.37E-04	3.65E-04	0.92	20	AGREEMENT
	Cs-137	6.05E-04	6.03E-04	1.00	20	AGREEMENT
	Co-58	2.34E-04	2.45E-04	0.95	20	AGREEMENT
	Mn-54	2.76E-04	2.70E-04	1.02	20	AGREEMENT
	Fe-59	2.83E-04	2.82E-04	1.00	20	AGREEMENT
	Zn-65	4.15E-04	4.15E-04	1.00	20	AGREEMENT
	Co-60	6.51E-04	6.89E-04	0.94	20	AGREEMENT

A13402-66	Ce-141	1.31E-03	1.26E-03	1.04	20	AGREEMENT
GAS	Cr-51	1.86E-03	1.77E-03	1.05	20	AGREEMENT
DET 3	Cs-134	3.53E-04	3.65E-04	0.97	20	AGREEMENT
	Cs-137	6.30E-04	6.03E-04	1.04	20	AGREEMENT
	Co-58	2.50E-04	2.45E-04	1.02	20	AGREEMENT
	Mn-54	3.07E-04	2.70E-04	1.14	20	AGREEMENT
	Fe-59	3.16E-04	2.82E-04	1.12	20	AGREEMENT
	Zn-65	4.60E-04	4.15E-04	1.11	20	AGREEMENT
	Co-60	7.40E-04	6.89E-04	1.07	20	AGREEMENT

SAMPLE	ANALYSIS	PALISADES VALUE microCi	ANALYTICS VALUE microCi	RATIO PALISADES: ANALYTICS	RESOLUTION	COMPARISON

A13403-66	Ce-141	5.99E-05	6.27E-05	0.96	20	AGREEMENT
SAND	Cr-51	7.98E-05	8.79E-05	0.91	20	AGREEMENT
DET 1	Cs-134	1.72E-05	1.82E-05	0.95	20	AGREEMENT
	Cs-137	3.11E-05	3.00E-05	1.04	20	AGREEMENT
	Co-58	1.22E-05	1.22E-05	1.00	20	AGREEMENT
	Mn-54	1.41E-05	1.34E-05	1.05	20	AGREEMENT
	Fe-59	1.37E-05	1.40E-05	0.98	20	AGREEMENT
	Zn-65	2.14E-05	2.06E-05	1.04	20	AGREEMENT
	Co-60	3.42E-05	3.43E-05	1.00	20	AGREEMENT

A13403-66	Ce-141	5.87E-05	6.27E-05	0.94	20	AGREEMENT
SAND	Cr-51	8.75E-05	8.79E-05	1.00	20	AGREEMENT
DET 2	Cs-134	1.64E-05	1.82E-05	0.90	20	AGREEMENT
	Cs-137	2.93E-05	3.00E-05	0.98	20	AGREEMENT
	Co-58	1.13E-05	1.22E-05	0.93	20	AGREEMENT
	Mn-54	1.29E-05	1.34E-05	0.96	20	AGREEMENT
	Fe-59	1.38E-05	1.40E-05	0.98	20	AGREEMENT
	Zn-65	2.10E-05	2.06E-05	1.02	20	AGREEMENT
	Co-60	3.24E-05	3.43E-05	0.95	20	AGREEMENT

A13403-66	Ce-141	6.08E-05	6.27E-05	0.97	20	AGREEMENT
SAND	Cr-51	9.20E-05	8.79E-05	1.05	20	AGREEMENT
DET 3	Cs-134	1.69E-05	1.82E-05	0.93	20	AGREEMENT
	Cs-137	3.02E-05	3.00E-05	1.01	20	AGREEMENT
	Co-58	1.28E-05	1.22E-05	1.05	20	AGREEMENT
	Mn-54	1.42E-05	1.34E-05	1.06	20	AGREEMENT
	Fe-59	1.49E-05	1.40E-05	1.06	20	AGREEMENT
	Zn-65	2.03E-05	2.06E-05	0.98	20	AGREEMENT
	Co-60	3.50E-05	3.43E-05	1.02	20	AGREEMENT

SAMPLE	ANALYSIS	PALISADES VALUE microCi	ANALYTICS VALUE microCi	RATIO PALISADES: ANALYTICS	RESOLUTION	COMPARISON

A13404-66	Ce-141	5.91E-02	6.24E-02	0.95	20	AGREEMENT
LAPEL	Cr-51	8.34E-02	8.75E-02	0.95	20	AGREEMENT
DET 1	Cs-134	1.62E-02	1.81E-02	0.90	20	AGREEMENT
	Cs-137	3.02E-02	2.98E-02	1.01	20	AGREEMENT
	Co-58	1.19E-02	1.21E-02	0.98	20	AGREEMENT
	Mn-54	1.40E-02	1.34E-02	1.05	20	AGREEMENT
	Fe-59	1.43E-02	1.40E-02	1.02	20	AGREEMENT
	Zn-65	2.09E-02	2.05E-02	1.02	20	AGREEMENT
	Co-60	3.28E-02	3.41E-02	0.96	20	AGREEMENT

A13404-66	Ce-141	5.96E-02	6.24E-02	0.96	20	AGREEMENT
LAPEL	Cr-51	8.35E-02	8.75E-02	0.95	20	AGREEMENT
DET 2	Cs-134	1.66E-02	1.81E-02	0.92	20	AGREEMENT
	Cs-137	3.04E-02	2.98E-02	1.02	20	AGREEMENT
	Co-58	1.22E-02	1.21E-02	1.00	20	AGREEMENT
	Mn-54	1.40E-02	1.34E-02	1.05	20	AGREEMENT
	Fe-59	1.46E-02	1.40E-02	1.05	20	AGREEMENT
	Zn-65	2.15E-02	2.05E-02	1.05	20	AGREEMENT
	Co-60	3.33E-02	3.41E-02	0.98	20	AGREEMENT

A13404-66	Ce-141	6.18E-02	6.24E-02	0.99	20	AGREEMENT
LAPEL	Cr-51	8.74E-02	8.75E-02	1.00	20	AGREEMENT
DET 3	Cs-134	1.69E-02	1.81E-02	0.94	20	AGREEMENT
	Cs-137	3.11E-02	2.98E-02	1.04	20	AGREEMENT
	Co-58	1.23E-02	1.21E-02	1.01	20	AGREEMENT
	Mn-54	1.44E-02	1.34E-02	1.08	20	AGREEMENT
	Fe-59	1.56E-02	1.40E-02	1.12	20	AGREEMENT
	Zn-65	2.19E-02	2.05E-02	1.07	20	AGREEMENT
	Co-60	3.50E-02	3.41E-02	1.03	20	AGREEMENT

SAMPLE	ANALYSIS	PALISADES VALUE microCi	ANALYTICS VALUE microCi	RATIO PALISADES: ANALYTICS	RESOLUTION	COMPARISON

A13405-66	Cs-137	5.64E-02	5.75E-02	0.98	12.5	AGREEMENT
LIQUID						
DET#102764						

A13405-66	Cs-137	5.66E-02	5.75E-02	0.98	12.5	AGREEMENT
LIQUID						
DET#8428-01130						

Consumers Energy Memorandum

To: Rich Margol

From: Mike Sullivan

Date: 01/10/2001

Subject: Radiochemistry Cross Check Results, 4th Quarter 2000

CC: Records Retention
Grogan, Mike
Schneider, Kevin

Attached are the results of the Analytics Corporation, 4th quarter 2000 Radiochemistry Cross Checks.

Palisades analysis results for this set of unknowns were excellent. All analysis results were in agreement.

ANALYTICS

1380 Seaboard Industrial Blvd.
Atlanta, Georgia 30318 · U.S.A.

Phone (404) 352-8677

Fax (404) 352-2837



RESULTS OF RADIOCHEMISTRY

CROSS CHECK PROGRAM

CONSUMERS POWER COMPANY

PALISADES PLANT

Fourth Quarter 2000



Daniel M. Montgomery, QA Manager

SAMPLE	ANALYSIS	PALISADES	ANALYTICS	RATIO	RESOLUTION	COMPARISON
		VALUE microCi	VALUE microCi	PALISADES: ANALYTICS		

A13730-66	Ce-141	4.77E-02	4.80E-02	0.99	20	AGREEMENT
CHARCOAL	Cr-51	7.58E-02	7.51E-02	1.01	20	AGREEMENT
CARTRIDGE	Cs-134	6.35E-03	6.61E-03	0.96	20	AGREEMENT
DET. 1	Cs-137	1.64E-02	1.51E-02	1.08	20	AGREEMENT
	Co-58	8.21E-03	7.56E-03	1.09	20	AGREEMENT
	Mn-54	1.34E-02	1.23E-02	1.09	20	AGREEMENT
	Fe-59	1.05E-02	9.43E-03	1.11	20	AGREEMENT
	Zn-65	1.33E-02	1.21E-02	1.10	20	AGREEMENT
	Co-60	1.45E-02	1.41E-02	1.03	20	AGREEMENT

A13730-66	Ce-141	4.72E-02	4.80E-02	0.98	20	AGREEMENT
CHARCOAL	Cr-51	7.45E-02	7.51E-02	0.99	20	AGREEMENT
CARTRIDGE	Cs-134	6.36E-03	6.61E-03	0.96	20	AGREEMENT
DET. 2	Cs-137	1.61E-02	1.51E-02	1.06	20	AGREEMENT
	Co-58	7.90E-03	7.56E-03	1.04	20	AGREEMENT
	Mn-54	1.33E-02	1.23E-02	1.08	20	AGREEMENT
	Fe-59	1.02E-02	9.43E-03	1.08	20	AGREEMENT
	Zn-65	1.27E-02	1.21E-02	1.05	20	AGREEMENT
	Co-60	1.40E-02	1.41E-02	0.99	20	AGREEMENT

A13730-66	Ce-141	4.82E-02	4.80E-02	1.00	20	AGREEMENT
CHARCOAL	Cr-51	7.65E-02	7.51E-02	1.02	20	AGREEMENT
CARTRIDGE	Cs-134	6.36E-03	6.61E-03	0.96	20	AGREEMENT
DET. 3	Cs-137	1.59E-02	1.51E-02	1.05	20	AGREEMENT
	Co-58	7.95E-03	7.56E-03	1.05	20	AGREEMENT
	Mn-54	1.34E-02	1.23E-02	1.09	20	AGREEMENT
	Fe-59	1.10E-02	9.43E-03	1.17	20	AGREEMENT
	Zn-65	1.37E-02	1.21E-02	1.13	20	AGREEMENT
	Co-60	1.49E-02	1.41E-02	1.06	20	AGREEMENT

SAMPLE	ANALYSIS	PALISADES VALUE microCi/cc	ANALYTICS VALUE microCi/cc	RATIO PALISADES: ANALYTICS	RESOLUTION	COMPARISON

A13731-66	Ce-141	2.06E-03	2.29E-03	0.90	20	AGREEMENT
SOLID	Cr-51	3.57E-03	3.58E-03	1.00	20	AGREEMENT
7 ML	Cs-134	2.93E-04	3.15E-04	0.93	20	AGREEMENT
DET. 1	Cs-137	7.47E-04	7.21E-04	1.04	20	AGREEMENT
	Co-58	3.77E-04	3.60E-04	1.05	20	AGREEMENT
	Mn-54	6.12E-04	5.85E-04	1.05	20	AGREEMENT
	Fe-59	4.38E-04	4.50E-04	0.97	20	AGREEMENT
	Zn-65	5.70E-04	5.77E-04	0.99	20	AGREEMENT
	Co-60	6.56E-04	6.72E-04	0.98	20	AGREEMENT

A13731-66	Ce-141	2.04E-03	2.29E-03	0.89	20	AGREEMENT
SOLID	Cr-51	3.43E-03	3.58E-03	0.96	20	AGREEMENT
7 ML	Cs-134	3.53E-04	3.15E-04	1.12	20	AGREEMENT
DET. 2	Cs-137	7.05E-04	7.21E-04	0.98	20	AGREEMENT
	Co-58	3.58E-04	3.60E-04	0.99	20	AGREEMENT
	Mn-54	5.70E-04	5.85E-04	0.97	20	AGREEMENT
	Fe-59	4.14E-04	4.50E-04	0.92	20	AGREEMENT
	Zn-65	6.29E-04	5.77E-04	1.09	20	AGREEMENT
	Co-60	6.19E-04	6.72E-04	0.92	20	AGREEMENT

A13731-66	Ce-141	2.12E-03	2.29E-03	0.93	20	AGREEMENT
SOLID	Cr-51	3.67E-03	3.58E-03	1.03	20	AGREEMENT
7 ML	Cs-134	3.32E-04	3.15E-04	1.05	20	AGREEMENT
DET. 3	Cs-137	7.49E-04	7.21E-04	1.04	20	AGREEMENT
	Co-58	3.98E-04	3.60E-04	1.10	20	AGREEMENT
	Mn-54	6.00E-04	5.85E-04	1.03	20	AGREEMENT
	Fe-59	4.93E-04	4.50E-04	1.10	20	AGREEMENT
	Zn-65	5.52E-04	5.77E-04	0.96	20	AGREEMENT
	Co-60	6.80E-04	6.72E-04	1.01	20	AGREEMENT

ATTACHMENT 7

**Consumers Energy Company
Palisades Plant
Docket 50-255**

**RADIOACTIVE EFFLUENT RELEASE REPORT
PROCESS CONTROL PROGRAM (PCP)**

25 Pages

**PALISADES NUCLEAR PLANT
10CFR50.59 SAFETY REVIEW**

Proc No 3.07
Attachment 1
Revision 9
Page 1 of 1

Log No SDR- 00 - 0039

Item Identification: No PCP Rev 8 Title PROCESS CONTROL PROGRAM (PCP)
Describe Issue/Change: Added to 10 CFR 61 Requirements
Section: Add ITS reference
Reason for Issue/Change: To address all 10CFR61 conditions and
avoid compliance interpretations.

1. Does the item involve a change to procedures as described in the FSAR?
FSAR Sections affected None
FSAR Sections reviewed II
2. Does the item involve a change to the facility as described or implied in the FSAR?
FSAR Sections affected None
FSAR Sections reviewed II
3. Does the item involve a test or experiment not described in the FSAR?
FSAR Sections affected None
FSAR Sections reviewed II
4. Should the Technical Specifications or any of their Bases be changed in conjunction with this item?
TS Sections affected None PCP
TS Sections reviewed 6.0 + PCP

Yes	No
	✓
	✓
	✓
✓	wa 3m

If any Safety Review question listed above is answered "YES," perform a written USQ Evaluation. Justify "NO" answers below if logic is not obvious:

The PCP is a Tech Spec required program but
product is independent of plant operation.

Zyfind search showed no conflicts with documents other than specific changes

NOTE: DBD change requests shall be processed in accordance with Administrative Procedure 3.15.

DBD Sections Reviewed Zyfind Affected None

NOTE: SDR forwards a copy of all changes potentially affecting proposed Improved Technical Specifications to the Licensing Dept.

Proposed ITS & Bases Reviewed Section 5.0 Affected None

This attachment shall accompany other review materials for the item to document whether or not a USQ Evaluation was required.

Prepared by <u>JP Keel</u>	Date <u>11/0-21-99</u>	Prepared by <u>Paul F. Bruce</u>	Date <u>11/14-00</u>
----------------------------	------------------------	----------------------------------	----------------------

PALISADES NUCLEAR PLANT
10CFR50.59 UNREVIEWED SAFETY QUESTION EVALUATION

Proc No 3.07
Attachment 2
Revision-9
Page 1 of 1

Log No SDR- 00-0039

Item Identification: No PCP Rev 8 Title PROCESS CONTROL
Program (PCP)

SECTION I

- | | Yes | No |
|---|-----|----|
| 1. Will the probability of an accident previously evaluated in the FSAR be increased? | | ✓ |
| 2. Will the consequences of an accident previously evaluated in the FSAR be increased? | | ✓ |
| 3. Will the probability of malfunctions of equipment important to safety previously evaluated in the FSAR be increased? | | ✓ |
| 4. Will the consequences of a malfunction of equipment important to safety previously evaluated in the FSAR be increased? | | ✓ |
| 5. Will the possibility of an accident of a different type than any previously evaluated in the FSAR be created? | | ✓ |
| 6. Will the possibility of a malfunction of equipment important to safety of a different type than any previously evaluated in the FSAR be created? | | ✓ |
| 7. Will the margin of safety as defined by Plant Licensing Bases be reduced? | | ✓ |

A written Safety Analysis which documents the bases for these answers shall accompany this form. If any of the above questions are answered "YES," an unreviewed safety question is involved and the item shall not be implemented without prior NRC concurrence.

SECTION II

- | | Yes | No |
|---|-----|----|
| 1. Should this be included in an FSAR update? | | ✓ |
| 2. Is an application for amendment to the Palisades Operating License required? | | ✓ |
| 3. Is NRC approval required prior to implementation of this item? | | ✓ |

SECTION III

JKM
Prepared by

11-11-00
Date

Paul F. Bruce
Prepared by

1114-00
Date

**PALISADES NUCLEAR PLANT
SAFETY ANALYSIS**

Proc No 3.07
Attachment 3
Revision 9
Page 1 of 1

Item Identification: No PCP Rev 8 Log No SDR- 00-0039

DESCRIPTION OF ITEM

Page

PROVIDED Additional description to cover all
10 CFR 61 requirements. It is direct transfer
from CTS

JUSTIFICATION

Solidification of liquid wastes is independent of
plant safety equipment and operation. As such
cannot cause malfunction of safety equipment or cause
an increase in probability or consequences of accidents.
Additional information was added to the 10 CFR 61
Requirements section to address all potential requirements.
Now this makes the PCP more conservative than it was.


Consumers Energy
Palisades Nuclear Plant

PROCESS CONTROL PROGRAM (PCP)

Approved


Radiological Services Mgr

1/22/00
Date


Technical Review

1-31-00
Date

SDR-00-0039 PFBruce
Plant Review Committee

1-14-00
Date

Periodic Review

Date


Plant General Manager

2/4/00
Date

Consumers Energy
Palisades Nuclear Plant

PROCESS CONTROL PROGRAM (PCP)

Approved

Radiological Services Mgr

Date

Technical Review

Date

Plant Review Committee

Date

Periodic Review

Date

Plant General Manager

Date

Table of Contents

1.0	<u>RVR-200 THEORY OF OPERATION</u>	1
1.1	PACKAGING	2
1.2	ALARA CONSIDERATIONS	2
1.3	SYSTEM PARAMETERS	3
2.0	<u>RVR-200 EQUIPMENT DESCRIPTION</u>	5
2.1	ELECTRIC STEAM GENERATOR	5
2.2	BLENDER/DRYER	5
2.3	CONDENSATE SYSTEM	7
2.4	CHILLED WATER SYSTEM	8
2.5	CONTROL PANEL	8
2.6	MCC PANEL	9
3.0	<u>DEWATERING SOLIDS IN HIGH INTEGRITY CONTAINERS (HIC)</u>	9
4.0	<u>10 CFR 61 REQUIREMENTS</u>	9
5.0	<u>RADWASTE SYSTEM</u>	10
6.0	<u>TECHNICAL SPECIFICATION REQUIREMENTS</u>	11

Appendix A - System Diagrams

Appendix B - Relocated Technical Specifications

PALISADES PROCESS CONTROL PROGRAM (PCP)

INTRODUCTION

The Process Control Program contains methodology used to meet the requirements of 10CFR61 for land disposal of radioactive waste. Palisades only available burial ground is located near Barnwell, SC. South Carolina has Agreement State status from the Nuclear Regulatory Commission (NRC) and radioactive waste has to meet SC license conditions as well as the NRC requirements.

1.0 RVR-200 THEORY OF OPERATION

Palisades uses the VECTRA Radwaste Volume Reduction System (RVR-200) to reduce the volume of radioactive liquid concentrates to the minimum amount practicable for storage and burial purposes. The end product will meet South Carolina burial requirements.

The Blender/Dryer (B/D) steam jacket is heated by a steam boiler. The plant evaporator concentrates are introduced to the B/D via a waste slurry supply line through the waste supply valves. When the liquid level in the B/D reaches a predetermined level (approximately 3" from the top of the B/D) the waste supply valve is closed by the operator or will automatically close when a high level is achieved. The agitator/scrapper then mixes the heated waste liquids under a vacuum of approximately 24-30" Hg. Steam vapors are produced by the heating of the steam jacket surrounding the Blender/Dryer. These steam vapors are then drawn through a demister filter to a condensing heat exchanger (HX-1). This condenser is cooled by the chilled water system and its 50 ton chiller skid.

After the level in the Blender/Dryer boils down to a low level or the boil off rate significantly decreases as determined by the system operator, the waste supply valve is opened to refill the B/D. The process of boiling off the liquid in the form of steam vapor is repeated. This sequence of operations continues until the appropriate amount of concentrates have been transferred to the B/D for a batch cycle.

Once the last transfer has been achieved, the dry out phase begins. The dry out phase is the time it takes from the last transfer to the time when all of the free standing liquid has been removed. The dryness of the material is verified by monitoring several system parameters, as well as a visual observation of the product. Upon verification of the removal of free standing liquid, the material is ready for binder addition.

Between 50 and 70 pounds of binder (20-30% of the dried material by weight) will be used to bind the waste solids. This binding agent, which is added at the beginning of the process in solid form, is melted using steam heat from the steam generator in the binder addition tank. The binder takes approximately 2-4 hours to melt completely.

The binding agent is introduced to the B/D through a chemical addition valve (CA-1) and allowed to thoroughly blend with the dry waste product for approximately 20 minutes. This changes the waste product to a near liquid form to allow for free passage through the discharge valve (DV-1). Using the binder will result in a free standing billet with a compressive strength of up to 250 psi. The material is now ready for discharge into a container.

1.1 PACKAGING

The binder and waste product mixture is discharged from the unit through a six inch pneumatically operated ball valve (DV-1) into a burial container. The burial container is kept at a slight negative pressure and vented through a HEPA system. A sonic level indicator, as well as a remote visual display, allows for the operator to monitor the filling of the container. The sonic level indicator can be programmed for automatic closure of the dump valve at a predetermined level to prevent overfilling.

1.2 ALARA CONSIDERATIONS

Construction of the RVR-200 employs several concepts to permit operation without significant exposure to operating personnel. Some of these will greatly reduce the accumulated dose received by those personnel working on or around the area in which the RVR-200 is located.

- A remotely operated control panel allows for the control of major pumps and valves associated with the operation of the RVR without being near the unit during the process.
- Lead blankets can be used to shield the operator from the processing Blender/Dryer.
- All filling and dumping operations are viewed remotely at the control panel, using a CCTV monitor, which permits the operator to be shielded from direct exposure.

- A 1" steel process shield or shipping cask can be used to contain the HIC while it is being filled. A cart is used to move it out from under the RVR.
- A HEPA system is installed to filter out potential of airborne contaminants.

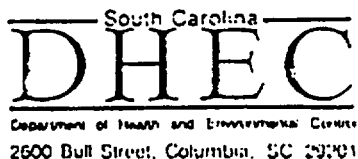
The major portion of radiation exposure is received by personnel during maintenance and radwaste handling. This exposure may be reduced by performing preventive maintenance on the unit after processing and removing of the waste from the system. The units are also skid mounted, permitting them to be removed from the area for maintenance or work away from the unit and reduce exposure to the personnel.

1.3 **SYSTEM PARAMETERS**

There are no critical chemistry parameters for the system to work as designed for acceptable waste form. However other requirements need to be addressed. Waste below 2 pH and above 12 pH is characteristically classified hazardous waste which would make the package mixed waste which must be avoided as no burial site is presently available. Palisades also wants to operate in a pH range to keep iodine in solution and in the waste matrix rather than offgassed which would be counter to good ALARA practices. The required parameters are contained in Chemistry Operating Procedure COP-17, "Radwaste System Chemistry."

Waste form Absence of Liquid will be controlled by System Operating Procedure SOP-18D, "Operating the VECTRA RVR-200 System," and visual observation of material. The visual inspection and quality control requirements will be documented on form HP 6.18-3 as required by procedure Health Physics Procedure HP 6.18, "Low-Level Radwaste Packaging."

The system produces a dry powder which meets the "free liquid" determination of Barnwell License 097. This does not meet the Barnwell License 097, condition 45 unless using wax as a binder to make the waste undispersable. The binder addition is documented in the VECTRA procedure process sheets. A letter from the South Carolina DHEC is attached to document their approval of the wax as a binder.



Interim Commissioner, Thomas E. Brown, Jr.

Board: John H. Burniss, Chairman
Richard E. Jabbour, DDS, Vice Chairman
Robert J. Stripling, Secretary

Protecting Health, Protecting the Environment

William E. Applegate, III,
Toney Graham, Jr., MD
Sandra J. Moulder
John U. Pate, MD

July 30, 1992

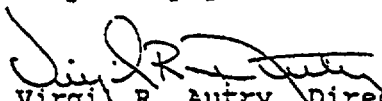
William B. House
Corporate Director of Licensing
Chem-Nuclear Systems, Inc.
140 Stoneridge Drive
Columbia, SC 29210

Dear Mr. House:

Enclosed is information on the Pacific Nuclear Systems, Inc. RVR waste forms. The system produces a dry powder which is processed using wax as a binding matrix. The waste forms meet the intent of License 097, Condition 45 to render the powder non-dispersible. The system has been approved by the Department for processing Class A unstable waste only. Waste processed using this system may be disposed of in Type A unstable waste trenches.

If you have any additional questions concerning these waste forms, please contact our office.

Very truly yours,


Virgil R. Autry, Director
Division of Radioactive Materials
Licensing and Compliance
Bureau of Radiological Health

HJP/em
wbh72992/0792

cc: R. L. Williams, Pacific Nuclear Systems, Inc.

Meeting the above referenced procedure requirements will demonstrate that the system product is acceptable for burial at the Barnwell SC Burial Facility.

2.0 RVR-200 EQUIPMENT DESCRIPTION

2.1 ELECTRIC STEAM GENERATOR

The RVR-200 is provided with a Chromalox Electric Steam Boiler to supply the steam necessary to pressurize the Blender/Dryer, Binder addition tank and dump valve steam jackets to approximately 10-15 psig. The Blender/Dryer steam jacket is equipped with two steam reliefs to insure that the steam system meets ASME requirements for safety devices on automatically fired boilers. The Steam Boiler, referred by VECTRA as a Steam Generator (S/G), is a model CES-180A with an internal volume of 30.5 gallons. Several heating elements inside the boiler work together in a ramping arrangement. As the requirement for heat increases the heating elements pick up to supply the demand. As the requirement for heat decreases the heating elements drop out. A pressure switch manually set by the operator, is used to control the heat load. As the water level in the Steam Generator decreases due to evaporation a mercury level switch sends a signal to start the S/G makeup pump and increase level. When the level is high the mercury switch shuts the pump down. Normally the pump will cycle curing operation between the high and low level. A makeup tank is provided to supply NPSH to the pump. Periodically the Steam Generator should be blown down to remove sediment and suspended solids.

2.2 BLENDER/DRYER

The Blender/Dryer (B/D) is constructed of type 304 S/S with an internal volume of approximately 15 cu ft. The B/D will hold approximately 112 gallons of liquid waste. The B/D is equipped with four (4) two inch flanged ports to allow for the addition of optional choppers. The mixing blades are also constructed of type 304 S/S and are arranged in a double helix opposing pitch design. This design limits the axial thrust exerted on the unit because of the inherent push/pull design of the blades. Blades are supported by 1" connecting rods to a solid 4" diameter shaft that penetrates both ends of the B/D. The mixing blades are arranged in a ribbon configuration with a clearance of approximately 3/16" between the blades and the inner wall of the vessel. The shaft is driven by a 15 hp motor through a parallel gear reducer. The reducer drives the agitator/scrapper assembly at a rate of 20 rpm.

A pressure switch, sensing pressure inside the Blender/Dryer, is connected to the bottom of the demister/filter housing and set at 15 psig. Should pressure inside the B/D exceed the setpoint of the pressure switch, the pressure switch will automatically trip the S/G breakers and shut down the steam being supplied to the B/D steam jacket. A manual reset in the control circuit is incorporated such that the steam generator must be re-started from the control panel if it shuts down due to high pressure. A corresponding fault light will be illuminated to alert the operator of the malfunction.

The B/D steam jacket is insulated with 2" of fiberglass insulation. This allows for a uniform heat transfer surface area and protects personnel from contacting the hot steam jacket.

Underneath the B/D, located in the center, is the discharge or dump valve. It is a 6", pneumatically operated ball valve. The dump valve is operated from the control panel. Several interlocks are used to prevent inadvertently opening the dump valve. All interlocks must be met in order to open the valve. The interlocks are listed in Section 4.0.

A fill plate and hose assembly are connected below the dump valve. The fill plate has a light, camera, and sonic probe. The light and camera are used to monitor the HIC fill evolution. The sonic probe is used to monitor the HIC level. A pneumatic lift is installed to lift the fill plate from the HIC after it is filled to allow changeout.

The B/D top cover jacket houses a viewing port equipped with wiper assemblies to permit the operator to view the level of waste slurry both locally and remotely via a CCTV camera. Also mounted on the top of the B/D is the binder addition valve, demister/filter assembly and inlet waste valves.

The Demister/Filter assembly is used to limit the amount of solid carry-over from the B/D to the condensate skid. The demister filter is a 10 inch diameter 5 micron filter. Top and bottom flush connections are installed to flush the demister screen thus, limiting the building up of solids. Hot water from the steam generator blowdown line may be used to flush binder and solids out of the filter down to the Blender/Dryer from the Demister/filter assembly.

2.3 CONDENSATE SYSTEM

The condensate system provides a heat transfer medium for the exhausted water vapors that are drawn from the Blender/Dryer. This heat transfer occurs across a primary heat exchanger, which is supplied with chilled water from a 50 ton chiller unit. The primary heat exchanger (HX-1) is a single pass, opposing flow style heat exchanger that condenses the water vapors as they are drawn across by vacuum created at the base of HX-1.

This vacuum is accomplished by use of a jet pump. The jet pump is an eductor which utilizes a motive pump (P-1) to provide motive water flow. The water to be pumped flows in through the suction. High pressure water is supplied to the driving nozzle, which is shaped like a convergent nozzle. The middle of the pump is the throat, or mixing section, which widens into the diffuser. The overall design is a convergent-divergent nozzle. This nozzle converts pressure into velocity, then converts the velocity back into pressure.

The high-pressure water enters the driving nozzle where its pressure is converted into velocity, so that it exits the nozzle at high velocity and low pressure. This low pressure area pulls the fluid to be pumped toward it where it is entrained by the high velocity driving flow. The two flows mix in the pump throat and the divergent diffuser nozzle converts the fluid velocity back to a pressure head. The pressure changes can be graphed vs position.

The motive pump is a 20 hp centrifugal pump that takes a suction on the condensate tank (T-1) and discharges through a secondary heat exchanger (HX-2), then through the jet pump (P-3) back to the condensate tank. HX-2 provides sub-cooling of the condensate prior to entering the adductor.

The condensate tank has a capacity of 157 gallons. It is approximately 30" in diameter and 54" high. The tank is equipped with four float switches, in which two alarms share a common shaft. Corresponding alarm lights are located on the control panel to alert the operator of high or low levels in the tank.

The condensate return valve, a 3/4" pneumatically operated ball valve, is located on the discharge side of the motive pump and can be operated from the control panel or automatically by the high level switch. This valve is used to pump down the Condensate Tank and return condensate to the plant. The valve is air operated to open and is spring loaded to shut.

The RVR-200 Ventilation System takes a suction on the condensate tank to remove air and non-condensable gases through a HEPA filter and moisture separator. The moisture separator has a sight glass and drain for level control.

2.4 CHILLED WATER SYSTEM

The Chilled Water system utilizes a 50 ton TRANE™ CHILLER, with its associated chilled water pump, to remove heat from the condensate system. A 7-1/2 hp pump circulates the chilled water at a rate of 120 GPM @ 50 psig to the two heat exchangers (HX-1 & HX-2).

Control for the chiller utilizes a microcomputer (UCM) that governs unit operation in response to chilled water temperature leaving the evaporator. The UCM controls the starting and stopping of the compressors to achieve the chilled water setpoint, which is programmed in the UCM. The UCM provides a diagnostic and operating code display that can be read on the front panel of the unit. A remote fault light is located on the RVR-200 control panel to indicate a problem with the chiller. Should a fault occur with the chiller, the unit will shut down and must be manually reset at the UCM. The operational display will "flash" the current diagnostic code of the problem and hold the code in memory for future reference.

A flow switch is installed on the chilled water supply line to indicate a loss of chilled water flow, which is interfaced with the TRANE™ units UCM and provides a fault indication to the unit.

2.5 CONTROL PANEL

The RVR-200 control panel is arranged to facilitate easy operation and control. The front panel doors have the necessary control knobs and push buttons to start and stop all pumps/motors and associated valves. The use of the TV monitor permits the operator to view the process remotely and monitor container filling operations by use of CCTV cameras. The logic controls provide alarm indications and protective functions to alert the operator of any potential problems.

2.6 **MCC PANEL**

Inside the Motor Control Center panel doors and mounted in the enclosure are the power supply breakers and logic control circuits. Relays and contactors for the pumps and motors are also housed in this panel and are arranged for easy access for troubleshooting or repair.

3.0 **DEWATERING SOLIDS IN HIGH INTEGRITY CONTAINERS (HIC)**

- 3.1 Solids such as bead resin, filter cartridges, and powdered resin (Powdex) may be dewatered and shipped in HICs per approved procedures and the HIC certificate of compliance.
- 3.2 High integrity containers are approved by the individual burial ground agreement states as meeting 10CFR61 waste form stability requirements.
- 3.3 Free water determination shall be verified by the successful completion and documentation of an approved dewatering procedure.

4.0 **10 CFR 61 REQUIREMENTS**

- 4.1 10 CFR 61 classification requirements will be met using a shipping computer software program using the scaling factor methodology of AIF/NESP-027, "Methodologies for Classification of Low-Level Radioactive Waste From Nuclear Power Plants," 1983.

The scaling factors will be updated by an ongoing analysis program of actual waste streams. The program will initiate with semiannual samples of available waste streams and may be modified to longer intervals if the data base warrants. Waste streams should include, if available; bead resin, evaporator concentrates, reactor coolant, clean waste, filter crud, and compacted trash.

- 4.2 10 CFR 61 waste form stability requirements can be met by generic testing of the waste stream product but usually High Integrity Containers (HIC) approved by the State of South Carolina will be used. The generic waste streams will be evaporator concentrates (boric acid), bead resin, and chemical regenerative wastes. Barnwell, South Carolina is only disposal site used for direct radwaste shipments from this license.
- 4.3 Documentation of the waste stream analysis, waste form stability, and computer software scaling factor security shall be maintained by the Radiological Services Department.

- 4.4 No radioactive waste shall be shipped for disposal in cardboard or fiberboard packages.
- 4.5 Liquid waste must be solidified or packaged in sufficient absorbent material to absorb twice the volume of the liquid.
- 4.6 Solid waste containing liquid shall contain as little free standing noncorrosive liquid as is reasonably achievable but in no case shall the free standing liquid exceed 1% of the volume. The required parameters of Chemistry Operating Procedure COP-17, "Radwaste System Chemistry," will ensure there is no corrosive liquid potential in final waste product. Shipment procedures address free liquid determination.
- 4.7 Notwithstanding the requirements of 4.5 and 4.6 any processed liquid waste (bead resin or filters etc) shall not contain noncorrosive free standing liquid exceed 0.5% of the waste volume. See 4.6 above.
- 4.8 Waste must not be readily capable of detonation or of explosive decomposition or reaction at normal pressure and temperature. Hazardous chemicals are very closely controlled by this site. The few that are required are used as lab chemicals are diluted many times in the 20,000 gallon liquid waste system tanks and then ran through an evaporator system prior to solidification or resin bed clean up and are not a potential concern.
- 4.9 Waste must not contain or be capable of generating, quantities of toxic gasses, vapors, or fumes harmful to persons transporting, handling, or disposing of the waste. See Step 4.8 above.
- 4.10 The plant only uses a minimal amount of hazardous material which has the potential to enter a waste stream. The site has minimal biological, pathogenic, or infectious waste. The disposal site requirements for incineration will be met if these waste streams are generated for disposal.
- 4.11 Waste must not be pyrophoric. Pyrophoric material contained in waste shall be treated, prepared, and package to be non pyrophoric. See Step 4.8 above. In addition waste packages are sealed and would not support combustion.

5.0 **RADWASTE SYSTEM**

- 5.1 A radwaste system flow diagram is included in Appendix A, A-2.

6.0 **TECHNICAL SPECIFICATION REQUIREMENTS**

The PCP is implemented per the requirements of the Administrative Controls section of the Plant CTS-Technical Specification Chapter 6, Section 6.5.15. {ITS-Improved Technical Specification Chapter 5, Section 5.5.15} Procedural requirements included in Appendix B have been relocated from the Technical Specifications in accordance with NRC Generic Letter 89-01, dated January 31, 1989.

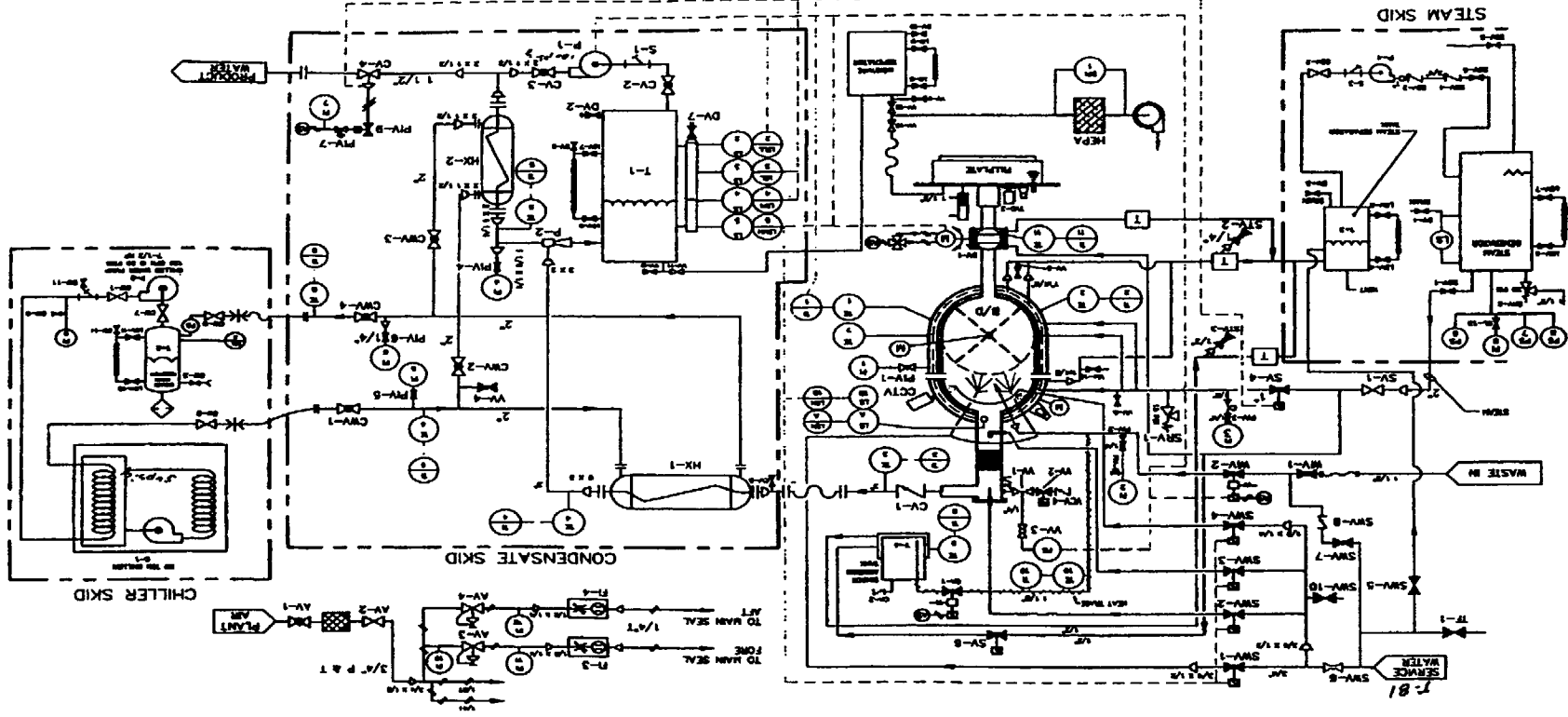
APPENDIX A

Consumers Energy
Palisades Nuclear Plant

PROCESS CONTROL PROGRAM (PCP)

System Diagrams

APPENDIX A

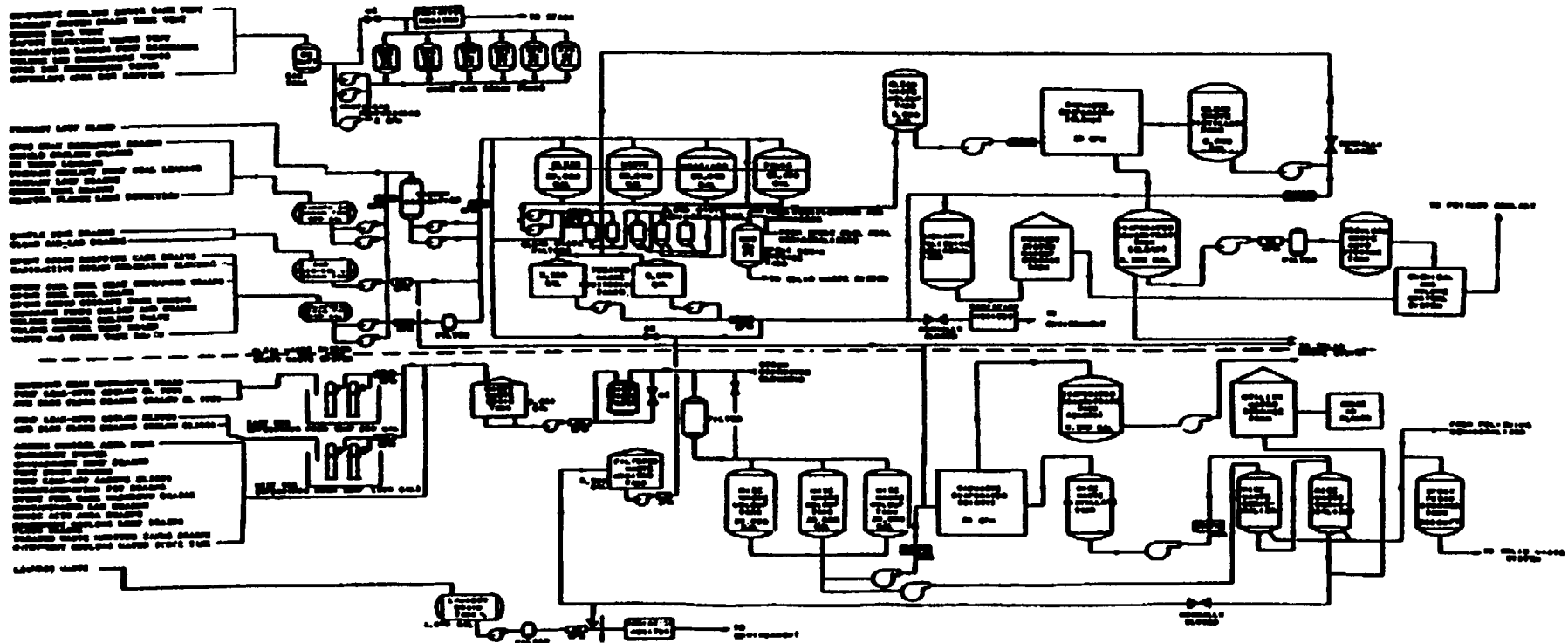


A-1

Rev 8
10/99

APPENDIX A

A-2 RADWASTE SYSTEM FLOW DIAGRAM



APPENDIX B

Consumers Energy
Palisades Nuclear Plant

PROCESS CONTROL PROGRAM (PCP)

Relocated Technical Specifications
(per NRC Generic Letter 89-01)
(dated January 31, 1989)

Relocated Technical Specifications

Introduction

The NRC, through 10CFR 50.36a, requires implementation of Technical Specifications on effluents from nuclear power plants. NRC Generic Letter 89-01, dated January 31, 1989, allowed the relocation of the existing procedural requirements from the Technical Specifications (implemented in Amendment 85, November 9, 1984). The relocated procedural requirements pertaining to solid radwaste follow below. Programmatic controls are retained in the Administrative Controls section of the Technical Specifications to satisfy the regulatory requirements of 10CFR 50.36a. The Technical Specifications programmatic controls include requirements for the establishment, implementation, maintenance, and changes to the Process Control Program (PCP), as well as record retention and reporting requirements.

Definitions

The Technical Specification's definition of the PCP is:

The Process Control Program (PCP) shall contain the current formulas, sampling, analyses, test, and determinations to be made to ensure that processing and packaging of solid radioactive wastes based on demonstrated processing of actual or simulated wet solid wastes will be accomplished in such a way as to assure compliance with 10CFR Parts 20, 61, and 71, state regulations, burial ground requirements, and other requirements governing the disposal of solid radioactive waste.

Solidification shall be the conversion of radioactive wastes from liquid systems to a homogeneous (uniformly distributed), monolithic, immobilized solid with definite volume and shape, bounded by a stable surface of distinct outline on all sides (free-standing).

Requirements

The solid radwaste system shall be used in accordance with the PCP to process wet radioactive wastes to meet shipping and burial ground requirements.

Action

With the provisions of the PCP not satisfied, suspend shipments of defectively processed or defectively packaged solid radioactive wastes from the site.

Surveillance Requirements

The Process Control Program shall be used to verify the solidification of at least one representative test specimen from at least every tenth package of each type of wet radioactive waste (eg, filter sludges, spent resins, evaporator bottoms, and boric acid solutions).

- a. If any test specimen fails to verify solidification, the solidification of the package under test shall be suspended until such time as additional test specimens can be obtained, alternative solidification parameters can be determined in accordance with the Process Control Program and a subsequent test verifies solidification. Solidification of the package may then be resumed using the alternative solidification parameters determined by the Process Control Program.
- b. If the initial test specimen from a package of waste fails to verify solidification, the Process Control Program shall provide for the collection and testing of representative test specimens from each consecutive package of the same type of wet waste until at least 3 consecutive initial test specimens demonstrate solidification. The Process Control Program shall be modified as required, as provided in the CTS-Technical Specification Chapter 6, Section 6.5.15 {ITS-Improved Technical Specification Chapter 5, Section 5.5.15}, to assure solidification of subsequent packages of waste.

BASES

Solid Radioactive Waste

The Process Control Program implements the requirements of 10CFR Part 50.36a and General Design Criterion 60 of Appendix A to 10CFR Part 50. The process parameters included in establishing the Process Control Program may include, but are not limited to, waste type, waste pH, waste/liquid/solidification agent/catalyst ratios, waste oil content, waste principal chemical constituents, and mixing and curing times.

Reporting Requirements

The Radiological Effluent Release Report, pursuant to the Plant Technical Specifications, shall include the following information for each class of solid waste (as defined by 10CFR Part 61) shipped offsite during the report period. (Additional details of the report are contained in the Offsite Dose Calculation Manual.)

- a. Container burial volume.
- b. Total curie quantity (specify whether determined by measurement or estimate).
- c. Principal radionuclides (specify whether determined by measurement or estimate).
- d. Source of waste and processing employed (eg, dewatered spent resin, compacted dry waste, evaporator bottoms).
- e. Type of container (eg, LSA, Type A, Type B, Large Quantity).
- f. Solidification agent or absorbent (eg, cement, asphalt).
- g. Any changes made during the reporting period to the PCP pursuant to the Plant Technical Specifications.

Major Modifications to Radioactive Solid Waste Treatment System

Licensee initiated major modifications to the radioactive solid waste systems:

1. Shall be reported to the NRC pursuant to 10CFR 50.59. The discussion of each modification shall contain:
 - a. A summary of the evaluation that led to the determination that the modification could be made in accordance with 10CFR Part 50.59.
 - b. A description of the equipment, components, and processes involved and the interface with other Plant systems.
 - c. Documentation of the fact that the modification was reviewed and found acceptable by the PRC.
2. Shall become effective upon review and acceptance by the Plant Manager.

ATTACHMENT 8

**Consumers Energy Company
Palisades Plant
Docket 50-255**

**RADIOACTIVE EFFLUENT RELEASE REPORT
OFFSITE DOSE CALCULATION MANUAL**

184 Pages

PALISADES NUCLEAR PLANT
10CFR50.59 SAFETY REVIEW

Proc No 3.07
Attachment 1
Revision 9
Page 1 of 1

Log No SDR- 99-1552

Item Identification: No ODCM Rev 14 Title Offsite Dose Calculation Manual

Describe Issue/Change: Updated Tables 1.4, 1.4a, and 1.9

Reason for Issue/Change: Tables are updated annually as a result of the 1999 Palisades Land Use Census

1. Does the item involve a change to procedures as described in the FSAR?
FSAR Sections affected None
FSAR Sections reviewed 2.6, 11
2. Does the item involve a change to the facility as described or implied in the FSAR?
FSAR Sections affected None
FSAR Sections reviewed 2.6, 11
3. Does the item involve a test or experiment not described in the FSAR?
FSAR Sections affected None
FSAR Sections reviewed 2.6, 11, 14
4. Should the Technical Specifications or any of their Bases be changed in conjunction with this item?
TS Sections affected ODCM
TS Sections reviewed 6, ODCM, ODCM Appendix A

Yes No

X

X

X

X

If any Safety Review question listed above is answered "YES," perform a written USQ Evaluation. Justify "NO" answers below if logic is not obvious:

NOTE: DBD change requests shall be processed in accordance with Administrative Procedure 3.15.

DBD Sections Reviewed No hits, searched "Land Use Census", and Gaseous DBQ's Affected None

NOTE: SDR forwards a copy of all changes potentially affecting proposed Improved Technical Specifications to the Licensing Dept.

Proposed ITS & Bases Reviewed No hits, searched "Land Use Census" Affected None

This attachment shall accompany other review materials for the item to document whether or not a USQ Evaluation was required.

Prepared by

Date

Reviewed by

Date

PALISADES NUCLEAR PLANT
10CFR50.59 UNREVIEWED SAFETY QUESTION EVALUATION

Proc No 3.07
Attachment 2
Revision 9
Page 1 of 1

Log No SDR- 99-1552

Item Identification: No ODCM Rev 14 Title Offsite Dose Calculation Manual

SECTION I

1. Will the probability of an accident previously evaluated in the FSAR be increased?
2. Will the consequences of an accident previously evaluated in the FSAR be increased?
3. Will the probability of malfunctions of equipment important to safety previously evaluated in the FSAR be increased?
4. Will the consequences of a malfunction of equipment important to safety previously evaluated in the FSAR be increased?
5. Will the possibility of an accident of a different type than any previously evaluated in the FSAR be created?
6. Will the possibility of a malfunction of equipment important to safety of a different type than any previously evaluated in the FSAR be created?
7. Will the margin of safety as defined by Plant Licensing Bases be reduced?

Yes No

X

X

X

X

X

X

X

A written Safety Analysis which documents the bases for these answers shall accompany this form. If any of the above questions are answered "YES," an unreviewed safety question is involved and the item shall not be implemented without prior NRC concurrence.

SECTION II

1. Should this be included in an FSAR update?
2. Is an application for amendment to the Palisades Operating License required?
3. Is NRC approval required prior to implementation of this item?

Yes No

X

X

X

SECTION III

Prepared by

Date

Reviewed by

Date

John J. Hogan

11/10/99

Paul F. Bruce

11/18-99

PALISADES NUCLEAR PLANT
SAFETY ANALYSIS

Proc No 3.07
Attachment 3
Revision 9
Page 1 of 1

Item Identification: No ODCM Rev 14 Log No SDR-99-1552

DESCRIPTION OF ITEM

Page 1

Revise Tables 1.4, 1.4a, and 1.9, correct typo on page 44

JUSTIFICATION

The ODCM is simply the methodology used to project dose to the general public from Plant Effluents. Tables 1.4, 1.4a, and 1.9 are updated annually after the land use census completion, which identifies actual locations which impact dose projections. The use of current data will improve the accuracy and reliability of the calculations. These actions are completely independent of Plant operation and equipment. This description of methodologies is completely independent from probabilities and consequences of accidents, malfunctions of equipment, possibility of accidents or malfunctions and margins of safety. Therefore the answers to questions 1, 2, 3, 4, 5, 6, and 7 are obviously no.

PALISADES NUCLEAR PLANT
OFFSITE DOSE CALCULATION MANUAL

Revision 14

TABLE 1.4

1999 PALISADES LAND USE CENSUS

Distance to the nearest residence, garden, dairy/beef cattle, and goat in each sector.

<u>SECTOR</u>	<u>RESIDENCE</u>	<u>GARDEN</u>	<u>BEEF CATTLE</u>	<u>DAIRY COW</u>	<u>GOAT</u>
NNE	1.1 mi	1.8 mi	> 5 mi	> 5 mi	> 5 mi
NE	1.2 mi	1.2 mi	2.9 mi	> 5 mi	3.2 mi
ENE	1.3 mi	3.3 mi	1.8 mi	> 5 mi	4.0 mi
E	1.0 mi	2.1 mi	3.5 mi	> 5 mi	> 5 mi
ESE	1.0 mi	**1.0 mi	*4.0 mi	> 5 mi	> 5.0 mi
SE	1.0 mi	**1.0 mi	*4.0 mi	4.3 mi	4.3 mi
SSE	0.7 mi	1.6 mi	> 5.0 mi	> 5 mi	> 5 mi
S	0.5 mi	> 5 mi	> 5 mi	> 5 mi	4.7 mi
SSW	0.7 mi	4.9 mi	> 5 mi	> 5 mi	> 5 mi

* Note: Farm bisected by ESE/SE boundary line.

**Note: Garden bisected by ESE/SE sector line.

PALISADES NUCLEAR PLANT
OFFSITE DOSE CALCULATION MANUAL

Revision 14

TABLE 1.4a

1999 PALISADES LAND USE CENSUS

Critical Receptor Items

<u>Sector</u>	<u>Distance Miles</u>	<u>Location/Description</u>	<u>Item</u>	<u>*X/Q (sec/m³)</u>
SSE	0.48	Site Boundary	N/A	2.13E-06
S	0.50	Residence, Palisades Park; 1/2 mile west of 29th Avenue and Blue Star intersection	Residence	1.38E-06
SE	1.0	77550 28th Avenue	Garden	5.87E-07
ENE	1.8	22595 76th Ave .3 miles N of 24th, East side of road	Beef Cattle	2.14E-07
SE	4.3	72401 36th Ave	Dairy Cow	6.83E-08
NE	3.2	C Bernt 18019 M-140	Goat	1.19E-07

*Based on Palisades 5-year composite meteorological data, 1992 - 1996.

1-21-00

PALISADES NUCLEAR PLANT
OFFSITE DOSE CALCULATION MANUAL

Revision 14

TABLE 1.9
2000 PALISADES GASEOUS DESIGN
OBJECTIVE ANNUAL QUANTITIES

<u>Nuclide</u>	<u>Organ</u>	<u>Dose Factor Mrem/Ci</u>	<u>Design Objective Annual Quantity Ci</u>
Na-24	Total Body-C	4.02E - 03	1.24E + 03
Nb-95	GI Tract-A	1.92E - 01	7.81E + 01
Ni-63	Bone-C	1.21E + 01	1.24E + 00
Ni-65	GI Tract-C	4.70E - 03	3.19E + 03
Np-239	GI Tract-T	8.13E - 03	1.84E + 03
Rb-88	Total Body-C	2.38E - 05	2.10E + 05
Ru-103	GI Tract-A	2.93E - 01	5.12E + 01
Ru-105	GI Tract-C	5.82E - 03	2.58E + 03
Sb-124	GI Tract-T	9.47E - 01	1.58E + 01
Sb-125	GI Tract-T	4.35E - 01	3.45E + 01
Sr-89	Bone-C	8.98E + 00	1.67E + 00
Sr-90	Bone-C	3.73E + 02	4.02E - 02
Sr-91	Bone-I	2.46e + 00	6.10E + 00
Sr-92	GI Tract-C	1.37E - 02	1.09E + 03
Tc-99	GI Tract-T	5.85E - 01	2.62E + 01
Tc-99m	GI Tract-T	3.64E - 04	4.12E + 04
Tc-101	GI Tract-I	8.33E - 05	1.80E + 05
Te-127	GI Tract-T	4.87E - 03	3.08E + 03
Xe-131m	Skin	4.03E - 05	3.72E + 05
Xe-133	Total Body	1.39E - 05	3.60E + 05
Xe-133m	Skin	8.39E - 05	1.79E + 05
Xe-135	Total Body	8.32E - 05	6.01E + 04
Xe-135m	Total Body	9.55E - 05	5.24E + 04
Xe-137	Skin	5.85E - 04	2.56E + 04
Xe-138	Total body	2.70E - 04	1.85E + 04

PALISADES NUCLEAR PLANT
OFFSITE DOSE CALCULATION MANUAL

Revision 14

TABLE 1.9 (Continued)
2000 PALISADES GASEOUS DESIGN
OBJECTIVE ANNUAL QUANTITIES (Continued)

<u>Nuclide</u>	<u>Organ</u>	<u>Dose Factor</u> <u>Mrem/Ci</u>	<u>Design Objective</u> <u>Annual Quantity</u> <u>Ci</u>
Zn-65	Liver-C	9.38E - 01	1.60E + 01
Zr-95	GI Tract-T	3.90E - 01	3.85E + 01
Pu-238	Bone-T	1.42E + 03	1.06E - 02
Pu-239	Bone-T	1.64E + 03	9.15E - 03
Pu-241	Bone-T	3.45E + 01	4.35E - 01
Am-241	Bone-T	5.25E + 02	2.86E - 02
Cm-242	Lung-T	3.35E + 01	4.48E - 01
Cm-244	Bone-T	3.20E + 02	4.69E - 02
Ag-110m	GI-Tract-T	2.13E + 00	7.04E + 00
Ar-41	Total Body	3.64E - 04	1.37E + 04
Ba-139	GI Tract-C	2.97E - 03	5.05E + 03
Ba-140	Lung-T	1.26E - 01	1.19E + 02
Br-82	total Body-C	4.97E - 03	1.01E + 03
C-14	Bone-C	1.48E - 01	1.01E + 02
Ce-141	GI Tract-T	1.34E - 01	1.12E + 02
Ce-144	GI Tract-T	3.37E + 00	4.45E + 00
Co-57	GI Tract-T	8.53E - 02	1.76E + 02
Co-58	GI Tract-T	2.59E - 01	5.79E + 01
Co-60	GI Tract-T	6.86E + 00	2.19E + 00
Cr-51	GI Tract-A	3.75E - 03	1.33E + 03
Cs-134	Liver-C	8.77E + 00	1.71E + 00
Cs-136	Liver-I	1.99E - 01	7.54E + 01
Cs-137	Bone-C	9.58E + 00	1.57E + 00
Cs-138	Total body-C	1.00E - 01	5.00E + 01
Fe-55	Bone-C	2.06E - 01	7.28E + 01
Fe-59	GI Tract-T	3.20E - 01	4.69E + 01

1-21-88

PALISADES NUCLEAR PLANT
OFFSITE DOSE CALCULATION MANUAL

Revision 14

TABLE 1.9 (Continued)
2000 PALISADES GASEOUS DESIGN
OBJECTIVE ANNUAL QUANTITIES (Continued)

<u>Nuclide</u>	<u>Organ</u>	<u>Dose Factor Mrem/Ci</u>	<u>Design Objective Annual Quantity Ci</u>
H-3	Total Body-C	2.19E - 04	2.28E + 04
I-129	Thyroid-A	3.66E + 02	4.10E - 02
I-131	Thyroid-I	7.35E + 00	2.04E + 00
I-132	Thyroid-C	1.12E - 02	1.34E + 03
I-133	Thyroid-C	2.46E - 01	6.11E + 01
I-134	Thyroid-C	245E - 03	6.12E + 03
I-135	Thyroid-C	4.93E - 02	3.04E + 02
Kr-83m	Skin	8.82E - 07	1.70E + 07
Kr-85	Skin	9.14E - 05	1.64E + 05
Kr-85m	Total Body	5.22E - 05	9.58E + 04
Kr-87	Skin	8.03E - 04	1.87E + 04
Kr-88	Total Body	6.35E - 04	7.87E + 03
Kr-89	Total Body	5.08E - 04	9.84E + 03
La-140	GI Tract-T	3.04E - 02	4.93E + 02
Mn-54	GI Tract-T	6.29E - 01	2.38E + 01
Mn-56	GI Tract-C	6.91E - 03	2.17E + 03
Mo-99	GI Tract-T	1.66E - 02	9.04E + 02
N-13	Total Body-C	3.44E - 06	1.45E + 06

1-21-88

PALISADES NUCLEAR PLANT
10CFR50.59 SAFETY REVIEW

Proc No 3.07
Attachment 1
Revision 9
Page 1 of 1

Log No SDR- 00-1134

TPN

Item Identification: No N/A Rev 4415 Title OFF-SITE DOSE
CALCULATION MANUAL (ODCM)

Describe Issue/Change: CHANGE FORMULA (1.1) - CLARIFY EC
Description

Reason for Issue/Change: FORMULA NON CONSERVATIVE FOR NOBLE
GAS EFFLUENTS

	Yes	No
1. Does the item involve a change to procedures as described in the FSAR? FSAR Sections affected <u>None</u> FSAR Sections reviewed <u>11</u>		✓
2. Does the item involve a change to the facility as described or implied in the FSAR? FSAR Sections affected <u>None</u> FSAR Sections reviewed <u>11</u>		✓
3. Does the item involve a test or experiment not described in the FSAR? FSAR Sections affected <u>None</u> FSAR Sections reviewed <u>11</u>		✓
4. Should the Technical Specifications or any of their Bases be changed in conjunction with this item? TS Sections affected <u>ODCM</u> TS Sections reviewed <u>6, ODCM</u>	✓	

If any Safety Review question listed above is answered "YES," perform a written USQ Evaluation. Justify "NO" answers below if logic is not obvious:

NOTE: DBD change requests shall be processed in accordance with Administrative Procedure 3.15.

DBD Sections Reviewed N/A Affected None

NOTE: SDR forwards a copy of all changes potentially affecting proposed Improved Technical Specifications to the Licensing Dept.

Proposed ITS & Bases Reviewed 5 Affected None

This attachment shall accompany other review materials for the item to document whether or not a USQ Evaluation was required.

<u>JPKear</u> Prepared by	<u>18/23/00</u> Date	<u>Paul F. Bruce</u> Prepared by	<u>9/15-00</u> Date
------------------------------	-------------------------	-------------------------------------	------------------------

PALISADES NUCLEAR PLANT
10CFR50.59 UNREVIEWED SAFETY QUESTION EVALUATION

Proc No 3.07
Attachment 2
Revision 9
Page 1 of 1

Log No SDR- 00-1134

Item Identification: No NIA Rev 15 Title OFFSITE DOSE
CALCULATION MANUAL

SECTION I

- | | Yes | No |
|---|-----|----|
| 1. Will the probability of an accident previously evaluated in the FSAR be increased? | | ✓ |
| 2. Will the consequences of an accident previously evaluated in the FSAR be increased? | | ✓ |
| 3. Will the probability of malfunctions of equipment important to safety previously evaluated in the FSAR be increased? | | ✓ |
| 4. Will the consequences of a malfunction of equipment important to safety previously evaluated in the FSAR be increased? | | ✓ |
| 5. Will the possibility of an accident of a different type than any previously evaluated in the FSAR be created? | | ✓ |
| 6. Will the possibility of a malfunction of equipment important to safety of a different type than any previously evaluated in the FSAR be created? | | ✓ |
| 7. Will the margin of safety as defined by Plant Licensing Bases be reduced? | | ✓ |

A written Safety Analysis which documents the bases for these answers shall accompany this form. If any of the above questions are answered "YES," an unreviewed safety question is involved and the item shall not be implemented without prior NRC concurrence.

SECTION II

- | | Yes | No |
|---|-----|----|
| 1. Should this be included in an FSAR update? | | ✓ |
| 2. Is an application for amendment to the Palisades Operating License required? | | ✓ |
| 3. Is NRC approval required prior to implementation of this item? | | ✓ |

SECTION III

<u>J. P. Neal</u> Prepared by	<u>12/23/00</u> Date	<u>Paul F. Bruce</u> Prepared by	<u>9/15-00</u> Date
----------------------------------	-------------------------	-------------------------------------	------------------------

PALISADES NUCLEAR PLANT
SAFETY ANALYSIS

Proc No 3.07
Attachment 3
Revision 9
Page 1 of 1

Item Identification: No ODCM Rev #1510N Log No SDR- 20-1134

DESCRIPTION OF ITEM

Page 1

TOTAL EC - fraction (R_k) reduced from 10 to 5.

JUSTIFICATION

THE EC - fraction of 10 is non conservative when submersion isotopes are considered. When the major 10CFR20 revision was done (1990?) the offsite ~~total~~ dose limit was reduced from 500 mrem/year to 100 mrem/year. In addition MPC was replaced by EC in 10CFR20 table 2. In general MPC was based on 500mr/year and EC based on 50 mR/year. The EC was lower than the 100mR/yr limit by a factor of 2 for age group dose considerations. As a general rule the NRC suggested using 10EC as equivalent to old MPC for instantaneous release rates. During a discussion with the NRC on a nother matter it was mentioned the submersion dose isotopes (gaseous H-3 and Noble gases) are based on 100 mR/yr not 50 mR/yr because no factor of 2 is needed for different groups. To meet the 500 mR/year limit we need to reduce the EC fraction to 5 unless gaseous H-3 and Noble gases are present. The effluent rates are independent of plant operations and equipment.

See Doc Revision Sheet. PFB
#4

Safety / Design Review

Document Review Sheet

SDR-00-1134 CC: 1

Title: Changing Formula to Clarify EL Description in ODCM, DWR-10 and HP-6.14				Document Number: ODCM, DWR-10, HP-6.14		Revision Number: 0		Page 1 of 1	
Item No.	Page and/or Section Number	Comment	Comment Trending	Response or Resolution					
1	p1/Allowable Concentration	Technical:	Safety: 5.2	<p><i>Note 4 is example of sum of the fractions. DAC + EC are not interchangeable. DAC are in plant. EC are for offsite.</i></p> <p><i>offsite dose limit is 100 mR/year. ONE EC other than Noble gas will give 50 mR/m/year to an adult. So 10 EC will be 500 mR/m/year which agrees with off site.</i></p> <p><i>Submersion doses are equal to 100 mR/year. So SEC will also equal 500 mR/year. To avoid going over 500 mR/year - EC limit must be reduced to 5.</i></p> <p><i>Correct. This will ^{potentially} affect alarm setpoints but typical values will have very low effects. (see below)</i></p> <p><i>Noble Gas Releases are orders of magnitude less than that which would impact this limit. No further review action is necessary.</i></p>					
Note 4 of Appendix B of 10 CFR 20 gives an equation in DACs. The ODCM deals in EC. Are these comparable? I.e., do the factors $F \times X/Q=5$?									
2	Safety Evaluation	Technical:	Safety: 5.2						
I'm lost! If 10 EC will meet 50 mR/yr, why will not 5 EC be equivalent to 25 mR/yr? And if so, what is significant about 100 mR/yr for submersion dose isotopes?									
3	Safety Evaluation	Technical:	Safety: 5.2	<p><i>Submersion doses are equal to 100 mR/year. So SEC will also equal 500 mR/year. To avoid going over 500 mR/year - EC limit must be reduced to 5.</i></p>					
The factor of two can be explained? Why is it necessary for one group and not the other?									
4	Safety Evaluation	Technical:	Safety: 5.2	<p><i>Correct. This will ^{potentially} affect alarm setpoints but typical values will have very low effects. (see below)</i></p>					
When you say that effluent rates are independent of plant operations and equipment, I think I understand. What you are saying is that we administratively will not release effluents until they meet the limitations imposed by the ODCM. Therefore, since we are only using these limits for a management decision point, the probabilities and possibilities of accidents, malfunctions, etc., etc, are not increased. Right? Or to put it another way, holding our waste for a longer period of time does not increase the consequences of a malfunction of equipment important to safety because the longer retention time allows decay to lower levels, and the maximum source term (from stored effluent) is unchanged?									
5	General	Technical:	Safety: 5.2	<p><i>Noble Gas Releases are orders of magnitude less than that which would impact this limit. No further review action is necessary.</i></p>					
This change sounds like we have been in error. Is there any corrective action associated with this?									
SDR Reviewer Bruce, PF <i>GBB</i>		Organization: SDR	Date 09/08/2000	Resolution Complete - Initiator <i>JPhael</i>		Date: 9-15-00	Comments Resolved - SDR Reviewer <i>Paul & Bruce</i>		Date: 9-18-00

PALISADES NUCLEAR PLANT
OFFSITE DOSE CALCULATION MANUAL

Revision 15

Table of Contents

I.	<u>GASEOUS EFFLUENTS</u>	1
A.	ALARM/TRIP SETPOINT METHOD	1
	1. <u>Allowable Concentration</u>	2
	2. <u>Monitor Response</u>	3
B.	DOSE RATE CALCULATION	4
C.	DESIGN OBJECTIVE QUANTITY (DBQ) LIMITS ON BATCH AND CONTINUOUS RELEASES	21
	1. <u>Batch Releases</u>	21
	2. <u>Continuous Releases</u>	22
	3. <u>Exceeding DBQ Limits</u>	22
	4. <u>Releasing Radionuclides Not Listed in Table 1.9</u>	22
D.	OPTIONAL QUARTERLY DOSE CALCULATIONS	23
	1. <u>Methodology for Optional Quarterly Dose Calculations</u>	23
E.	GASEOUS RADWASTE TREATMENT SYSTEM OPERATION	26
	1. <u>System Description</u>	26
	2. <u>Determination of Satisfactory Operation</u>	27
F.	RELEASE RATE FOR OFFSITE EC	27
G.	PARTICULATE AND IODINE SAMPLING	28
H.	NOBLE GAS SAMPLING	29
I.	TRITIUM SAMPLING	29
J.	FIGURES AND TABLES	30

PALISADES NUCLEAR PLANT
OFFSITE DOSE CALCULATION MANUAL

Revision 15

Table of Contents

II.	<u>LIQUID EFFLUENTS</u>	69
A.	CONCENTRATION	69
1.	<u>Requirements</u>	69
2.	<u>Prerelease Analysis</u>	69
3.	<u>Effluent Concentration (EC) - Sum of the Ratios</u>	70
B.	INSTRUMENT SETPOINTS	71
1.	<u>Setpoint Determination</u>	71
2.	<u>Composite Samplers</u>	71
3.	<u>Post-Release Analysis</u>	72
C.	DOSE	72
1.	<u>RETS Requirement</u>	72
2.	<u>Release Analysis</u>	73
D.	OPERABILITY OF LIQUID RADWASTE EQUIPMENT	77
E.	RELEASE RATE FOR OFFSITE EC (50 mRem/yr)	78
F.	FIGURES AND TABLES	79
III.	<u>URANIUM FUEL CYCLE DOSE</u>	100
A.	SPECIFICATION	100
B.	ASSUMPTIONS	100
C.	DOSE CALCULATION	101

Appendix A, "Relocated Technical Specification"

Appendix B, "Request to Retain Soil in Accordance With 10 CFR 20.302"

PALISADES NUCLEAR PLANT
OFFSITE DOSE CALCULATION MANUAL

Revision 15

I. GASEOUS EFFLUENTS

A. ALARM/TRIP SETPOINT METHOD

Appendix A, Section III.B.1 requires that the dose rate due to radioactive materials released in gaseous effluents from the site to areas at and beyond the SITE BOUNDARY shall be limited to the following:

- For noble gases: Less than or equal to 500 mrem/yr to the total body and less than or equal to 3000 mrem/yr to the skin, and
- For iodine-131, for iodine-133, for tritium, and for all radionuclides in particulate form with half lives greater than 8 days: Less than or equal to 1500 mrem/yr to any organ.

Appendix A, Section III.A.1 requires gaseous effluent monitors to have alarm/trip setpoints to ensure that offsite concentrations, when averaged over 1 hour, will not be greater than Appendix A, Section III.B.1. This section of the ODCM describes the methodology that will be used to determine these setpoints.

The methodology for determining alarm/trip setpoints is divided into two major parts. The first consists of calculating an allowable concentration for the nuclide mixture to be released. The second consists of determining monitor response to this mixture in order to establish the physical settings on the monitors.

PALISADES NUCLEAR PLANT
OFFSITE DOSE CALCULATION MANUAL

Revision 15

1. **Allowable Concentration**

The total EC-fraction (R_k) for each release point will be calculated by the relationship defined by Note 4 of Appendix B, 10 CFR 20:

$$R_{(k)} = \left(\frac{X}{Q} \right) (F) \sum_i \frac{C_i}{EC_i} \leq 5.0 \quad (1.1)$$

If gaseous tritium and noble gasses are not present then:

$$R_{(k)} \leq 10$$

where:

- | | | |
|-----------|---|--|
| C_i | = | Actual or measured concentration, at ambient temperature and pressure of nuclide i ($\mu\text{Ci/cc}$) |
| EC_i | = | The EC of nuclide i from 10 CFR 20, Appendix B, Table 2 |
| $R_{(k)}$ | = | The total EC-fraction for release point k |
| X/Q | = | Most conservative sector site boundary dispersion (sec/m^3) - Table 1.3 |
| F | = | Release flow rate ($83,000 \text{ cfm} = 39.2 \text{ m}^3/\text{sec}$) for stack monitor considerations; variable for other monitors |

PALISADES NUCLEAR PLANT
OFFSITE DOSE CALCULATION MANUAL

Revision 15

NOTE: If a batch release is made while a continuous release or another batch release is in progress, the sum of all values of R_k must be less than 5.0. |

2. Monitor Response

Normal radioactivity releases consist mainly of well-decayed fission gases. Therefore, monitor response calibrations are performed to fission gas typical of normal releases (mainly Xe-133). Response of monitors used to define fission product release rates under accident conditions may vary from that of Xe-133, however. Monitor response for the two categories of monitor is determined as follows:

a. Normal Release (aged fission gasses)

Total gas concentration ($\mu\text{Ci/cc}$) at the monitor is calculated. The calibration curve or constant for $\text{cpm}/\mu\text{Ci/cc}$ is applied to determine cpm expected. The setting for monitor alarms is established at some factor (b) greater than 1 but less than $1/R_k$ (Equation 1.1) times the measured concentration (c):

$$s = b \times c \quad (1.2)$$

b. Accident Releases

Monitors are preset to alarm at or before precalculated offsite dose rates would be achieved under hypothetical accident conditions. These setpoints are established in accordance with Emergency Plan requirements for defining Emergency Action Levels and associated actions. Emergency Implementing Procedures contain monitor-specific curves or calibration constants for conversion between cpm and $\mu\text{Ci/cc}$ (or R/hr and $\mu\text{Ci/cc}$), depending on monitor type, for fission product mixtures as a function of mixture decay time.

When these monitors are utilized for other than accident conditions, either an appropriately decayed "accident" conversion curve may be used, or a decayed fission gas calibration factor may be applied. In these cases, setpoints are established as in 1.A above.

PALISADES NUCLEAR PLANT
OFFSITE DOSE CALCULATION MANUAL

Revision 15

Setpoints of accident monitors (if set to monitor normal releases) are reset to the accident alarm settings at the end of normal release. Setpoints of other release monitors are maintained at the level used at the latest release (well below the level which would allow 10 times EC to be exceeded at the site boundary), or are reset to approximately three times background in order to detect leakage or inadvertent releases of low level gases.

B. DOSE RATE CALCULATION

1. Dose rates are calculated for (1) noble gases and (2) iodines and particulates. Dose rates as defined in this section are based on 10 CFR 50 Appendix I limits of mrem per quarter and millirem per year. All dose pathways of major importance in the Palisades environs are considered.
 - a. Equations and assumptions for calculating doses from noble gases are as follows:
 - 1) Assumptions
 - a) Doses to be calculated are the maximum offsite point in air, total body and skin.
 - b) Exposure pathway is submersion within a cloud of noble gases.
 - c) Noble gas radionuclide mix is based on the historically observed source term given in Table 1.1, plus additional nuclides.
 - d) Basic radionuclide data are given in Table 1.2.
 - e) All releases are treated as ground-level.
 - f) Meteorological data expressed as joint-frequency distribution of wind speed, wind direction, and atmospheric stability for the period resulting in X/Q's and D/Q's shown in Table 1.3.

PALISADES NUCLEAR PLANT
OFFSITE DOSE CALCULATION MANUAL

Revision 15

- g) Raw meteorological data consists of wind speed and direction measurements at 10m and temperature measurements at 10m and 60m.
- h) Dose is to be evaluated at the offsite exposure points where maximum concentrations are expected to exist (overland sector site boundaries), and nearest residents.
- i) Potential maximum population (resident) exposure points are identified in Table 1.4.
- j) A semi-infinite cloud model is used.
- k) For person exposures, credit is taken for shielding by residence (factor of 0.7).
- l) Radioactive decay is considered for the plume.
- m) Building wake effects on effluent dispersion are considered.
- n) A sector-average dispersion equation is used.
- o) The wind speed classes that are used are as follows:

Wind Speed <u>Class Number</u>	<u>Range (m/s)</u>	<u>Midpoint (m/s)</u>
1	0.0-0.4	0.2
2	0.4-1.5	0.95
3	1.5-3.0	2.25
4	3.0-5.0	4.0
5	5.0-7.5	6.25
6	7.5-10.0	8.75
7	> 10.0	--

PALISADES NUCLEAR PLANT
OFFSITE DOSE CALCULATION MANUAL

Revision 15

p) The stability classes that will be used are the standard A through G classifications. The stability classes 1-7 will correspond to A = 1, B = 2, ..., G = 7.

q) Terrain effects are not considered.

2) Equations

To calculate the dose for any one of the exposure points, the following equations are used.

For determining the air concentration of any radionuclide:

$$X_i = \sum_{j=1}^9 \sum_{k=1}^7 \left(\frac{2}{\pi} \right)^{1/2} \frac{f_{jk} Q_i p}{\sum z_k U_j (2\pi x/n)} \left[\exp^{-\left(\lambda_i \frac{x}{u_j} \right)} \right] \quad (1.3)$$

where:

X_i = Air concentration of radionuclide i, $\mu\text{Ci}/\text{m}^3$.

f_{jk} = Joint relative frequency of occurrence of winds in wind speed class j, stability class k, blowing toward this exposure point, expressed as a fraction.

Q_i = Average release rate of radionuclide i, $\mu\text{Ci}/\text{s}$.

p = Fraction of radionuclide remaining in plume.

\sum_{zk} = Vertical dispersion coefficient for stability class k (m).

u_j = Midpoint value of wind speed class interval j, m/s.

PALISADES NUCLEAR PLANT
OFFSITE DOSE CALCULATION MANUAL

Revision 15

x = Downwind distance, m.

n = Number of sectors, 16.

λ_i = Radioactive decay coefficient of radionuclide i , s^{-1} .

$2\pi x/n$ = Sector width at point of interest, m.

For determining the total body dose rate:

$$D_{TB} = \sum_i X_i DFB_i \quad (1.4)$$

where:

D_{TB} = Total body dose rate, mrem/y.

X_i = Air concentration of radionuclide i , $\mu\text{Ci}/\text{m}^3$.

DFB_i = Total body dose factor due to gamma radiation, mrem/y per $\mu\text{Ci}/\text{m}^3$ (Table 1.5).

For determining the skin dose rate:

$$D_s = \sum_i X_i (DFS_i + 1.11 DFY_i) \quad (1.5)$$

where:

D_s = Skin dose rate, mrem/y.

X_i = Air concentration of radionuclide i , $\mu\text{Ci}/\text{m}^3$

DFS_i = Skin dose factor due to beta radiation, mrem/y per $\mu\text{Ci}/\text{m}^3$ (Table 1.5).

PALISADES NUCLEAR PLANT
OFFSITE DOSE CALCULATION MANUAL

Revision 15

1.11 = The average ratio of tissue to air energy absorption coefficients, mrem/mrad.

DFY_i = Gamma-to-air dose factor for radionuclide i, mrad/y per $\mu\text{Ci}/\text{m}^3$ (Table 1.5).

For determining dose rate to a point in air:

$$D_a = \sum_i X_i (DFY_i \text{ or } DFB_i) \quad (1.6)$$

where:

D_a = Air dose rate, mrad/yr.

DFB_i = Air dose factor for beta radiation (Table 1.5).

- b. Equations and assumptions for calculating doses from radioiodines and particulates are as follows:

1) Assumptions

- a) Dose is to be calculated for the critical organ, thyroid, and the critical age groups (adult, teen, child, infant), infant (milk) and child (green, leafy vegetables).
- b) Exposure pathways from iodines and particulates are milk ingestion, ground contamination, green leafy vegetables from home gardens, and inhalation.
- c) The radioiodine and particulate mix is based on the historically observed source term given in Table 1.1.
- d) Basic radionuclide data are given in Table 1.2.
- e) All releases are treated as ground-level.

PALISADES NUCLEAR PLANT
OFFSITE DOSE CALCULATION MANUAL

Revision 15

- f) Mean annual average X/Q's are given in Table 1.3.
- g) Raw meteorological data for ground-level releases consist of wind speed and direction measurements at 10m and temperature measurements at 10m and 60m.
- h) Dose is to be evaluated at the potential offsite exposure points where maximum doses to man are expected to exist.
- i) Real cow, goat and garden locations are considered.
- j) Potential maximum exposure points (Table 1.4) considered are the nearest cow, goat, and home garden locations in each sector.
- k) Terrain effects and open terrain recirculation factors are not considered.
- l) Building wake effects on effluent dispersion are considered.
- m) Plume depletion and radioactive decay are considered for air-concentration calculations.
- n) Radioactive decay is considered for ground-concentration calculations.
- o) Deposition is calculated based on the curves given in Figure 1.2.
- p) Milk cows and goats obtain 100% of their food from pasture grass May through October of each year. Use default values of 0.58 for cows and 0.67 for goats for fraction of year on pasture.
- q) Credit is taken for shielding by residence (factor of 0.7).

PALISADES NUCLEAR PLANT
OFFSITE DOSE CALCULATION MANUAL

Revision 15

2) Equations

To calculate the dose for any one of the potential maximum-exposure points, the following equations in Section 1.2.2 are used.

a) Inhalation

Equation for calculating air concentration, X_i is the same as in the Noble Gas Section (Equation 1.3).

For determining the organ dose rate:

$$D_i = 1 \times 10^6 \sum_i X_i DFI_i BR \quad (1.7)$$

where:

D_i = Organ dose rate due to inhalation, mrem/y.

X_i = Air concentration of radionuclide i , $\mu\text{Ci}/\text{m}^3$.

DFI_i = Inhalation dose factor, mrem/pCi (Table 1.7).

BR = Breathing rate 1400 m^3/y infant; 3700 m^3/y child; or 8000 m^3/y teen and adult.

1×10^6 = pCi/ μCi conversion factor.

PALISADES NUCLEAR PLANT
OFFSITE DOSE CALCULATION MANUAL

Revision 15

b) Ground Contamination

For determining the ground concentration of any nuclide;

$$G_i = 3.15 \times 10^7 \sum_{k=1}^7 \frac{f_k Q_i DR}{(2\pi x/n)\lambda_i} [1 - \exp(-\lambda_i t_b)] \quad (1.8)$$

where:

G_i = Ground concentration of radionuclide i , $\mu\text{Ci}/\text{m}^2$.

k = Stability class.

f_k = Joint relative frequency of occurrence of winds in stability class k blowing toward this exposure point, expressed as a fraction.

Q_i = Average release rate of radionuclide i , $\mu\text{Ci}/\text{s}$.

DR = Relative deposition rate, m^{-1} (Fig 1.2).

x = Downwind distance, m .

n = Number of sectors, 16.

$2\pi x/n$ = Sector width at point of interest, m .

λ_i = Radioactive decay coefficient of radionuclide i , y^{-1} .

t_b = Time for buildup of radionuclides on the ground, 15 y.

3.15×10^7 = s/y conversion factor.

**PALISADES NUCLEAR PLANT
OFFSITE DOSE CALCULATION MANUAL**

Revision 15

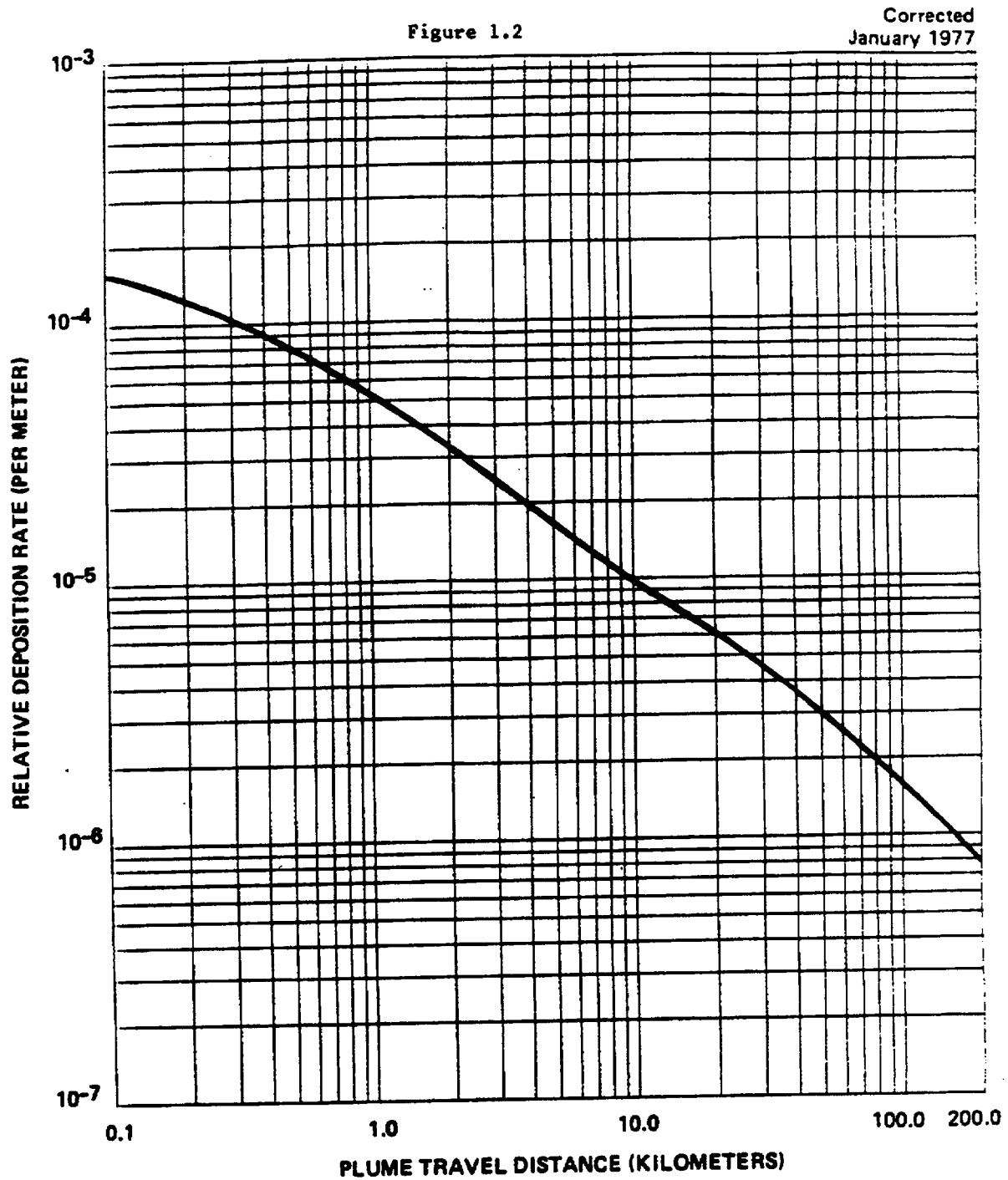


Figure 7. Relative Deposition for Ground Level Releases (All Atmospheric Stability Classes)

PALISADES NUCLEAR PLANT
OFFSITE DOSE CALCULATION MANUAL

Revision 15

For determining the total body or organ dose rate from ground contamination:

$$D_G = (8,760)(1 \times 10^6)(0.7) \sum_i G_i DFG_i \quad (1.9)$$

where:

D_G = Dose rate due to ground contamination, mrem/y.

G_i = Ground concentration of radionuclide i, $\mu\text{Ci}/\text{m}^2$.

DFG_i = Dose factor for standing on contaminated ground, mrem/h per pCi/m^2 (Table 1.8).

8,760 = Occupation time, h/y.

1×10^6 = $\text{pCi}/\mu\text{Ci}$ conversion factor.

0.7 = Shielding factor accounting for a distance of 1.0 meter above ordinary ground, dimensionless.

c) Milk and Vegetation Ingestion

For determining the concentration of any nuclide (except C-14 and H-3) in and on vegetation:

$$CV_i = 3,600 \sum_{k=1}^7 \frac{f_k Q_i DR}{(2\pi x/n)} \left(\frac{r[1 - \exp(-\lambda_{Ei} t_b)]}{Y_v \lambda_{Ei}} + B_{iv} \left[\frac{1 - \exp(-\lambda_i t_b)}{P \lambda_i} \right] \right) [\exp(-\lambda_i t_h)] \quad (1.10)$$

where:

CV_i = Concentration of radionuclide i in and on vegetation, $\mu\text{Ci}/\text{kg}$.

k = Stability class.

PALISADES NUCLEAR PLANT
OFFSITE DOSE CALCULATION MANUAL

Revision 15

f_k	=	Frequency of this stability class and wind direction combination, expressed as a fraction.
Q_i	=	Average release rate of radionuclide i , $\mu\text{Ci/s}$.
DR	=	Relative deposition rate, m^{-1} (Figure 1.2).
x	=	Downwind distance, m.
n	=	Number of sectors, 16.
$2\pi x/n$	=	Sector width at point of interest, m.
r	=	Fraction of deposited activity retained on vegetation (1.0 for iodines, 0.2 for particulates).
λ_{Ei}	=	Effective removal rate constant, $\lambda_{Ei} = \lambda_i + \lambda_w$, where λ_i is the radioactive decay coefficient, h^{-1} , and λ_w is a measure of physical loss by weathering ($\lambda_w = 0.0021 \text{ h}^{-1}$).
t_e	=	Period over which deposition occurs, 720 h.
Y_v	=	Agricultural yield, 0.7 kg/m^2 .
B_{iv}	=	Transfer factor from soil to vegetation of radionuclide i (Table 1.6).
λ_i	=	Radioactive decay coefficient of radionuclide i , h^{-1} .
t_b	=	Time for buildup of radionuclides on the ground, $1.31 \times 10^5 \text{ h}$ (15Y).

PALISADES NUCLEAR PLANT
OFFSITE DOSE CALCULATION MANUAL

Revision 15

p = Effective surface density of soil,
240 kg/m².

3,600 = s/h conversion factor.

t_h = Holdup time between harvest and
consumption of food (2,160 hours
for stored food).

For determining the concentration of C-14 in
vegetation:

$$CV_{14} = 1 \times 10^3 X_{14} (0.11/0.16) \quad (1.11)$$

where:

CV_{14} = Concentration of C-14 in
vegetation, $\mu\text{Ci/kg}$.

X_{14} = Air concentration of C-14, $\mu\text{Ci/m}^3$.

0.11 = Fraction of total Plant mass that is
natural carbon.

0.16 = Concentration of natural carbon in
the atmosphere, g/m³.

1×10^3 = g/kg conversion factor.

For determining the concentration of H-3 in
vegetation:

$$CV_T = 1 \times 10^3 X_T (0.75)(0.5/H) \quad (1.12)$$

where:

CV_T = Concentration of H-3 in vegetation,
 $\mu\text{Ci/m}^3$.

X_T = Air concentration of H-3, $\mu\text{Ci/m}^3$.

PALISADES NUCLEAR PLANT
OFFSITE DOSE CALCULATION MANUAL

Revision 15

0.75 = Fraction of total Plant mass that is water.

0.5 = Ratio of tritium concentration in Plant water to tritium concentration in atmospheric water.

H = Absolute humidity of the atmosphere, g/m³.

1x10³ = g/kg conversion factor.

For determining the concentration of any nuclide in cow's or goat's milk:

$$CM_i = CV_i FM_i Q_f \exp (-\lambda_i t_f) \quad (1.13)$$

where:

CM_i = Concentration of radionuclide i (including C-14 and H-3) in milk, $\mu\text{Ci}/\ell$.

CV_i = Concentration of radionuclide i in and on vegetation, $\mu\text{Ci}/\text{kg}$.

FM_i = Transfer factor from feed to milk for radionuclide i, d/ ℓ (Table 1.6).

Q_f = Amount of feed consumed by the milk animal per day, kg/d (cow, 50 kg/d or goat 6 kg/d).

λ_i = Radioactive decay coefficient of radionuclide i, d⁻¹.

t_f = Transport time of activity from feed to milk to receptor, 2 days.

PALISADES NUCLEAR PLANT
OFFSITE DOSE CALCULATION MANUAL

Revision 15

For determining the organ dose rate from ingestion of green leafy vegetables and milk:

$$D = 1 \times 10^6 \sum_i CM_i DF_i UM \quad (1.14)$$

where:

D = Organ dose rate due to ingestion, mrem/y.

CM_i = Concentration of radionuclide i in vegetables or milk, $\mu\text{Ci/kg}$ (or liters).

DF_i = Ingestion dose factor, mrem/pCi (Table 2.1).

UM = Ingestion rate for milk, 330 l/y; for vegetables 26 kg/yr (child), no ingestion by infant.

1×10^6 = pCi/ μCi conversion factor.

d) Meat Ingestion (Beef)

To calculate the concentration of a nuclide in animal flesh:

$$C_{fi} = F_{fi} CV_i Q_{fi} \exp(-\lambda_i t_s) \quad (1.15)$$

where:

C_{fi} = Concentration of nuclide i in the animal flesh, pCi/kg.

F_{fi} = Fraction of animal's daily intake which appears in each kg of flesh, days/kg (Table 1.6).

CV_i = Concentration of radionuclide i in the animal's feed (Equation 1.10).

PALISADES NUCLEAR PLANT
OFFSITE DOSE CALCULATION MANUAL

Revision 15

Q_f = Amount of feed consumed by the cow per day, 50 kg/d.

t_s = Average time from slaughter to consumption, 20 days.

To determine the organ dose from ingestion of beef:

$$D^f = \sum_i C_{fi} D_{fi} U_f \quad (1.16)$$

where:

D_{fi} = Ingestion dose factor for age group, mrem/pCi (Table 2.1) for nuclide i.

U_f = Ingestion rate of meat for age group, kg/y (child-41, teen-65, adult-110).

e) Organ Dose Rates

For determining the total body and organ dose rate from iodines and particulates:

$$D = D_I + D_G + D_M + D_V + D_F \quad (1.17)$$

where:

D = Total organ dose rate, mrem/y.

D_I = Dose rate due to inhalation, mrem/y.

D_G = Dose rate due to ground contamination, mrem/y.

D_M = Dose rate due to milk ingestion, mrem/y.

PALISADES NUCLEAR PLANT
OFFSITE DOSE CALCULATION MANUAL

Revision 15

D_V = Dose rate due to vegetable ingestion, mrem/y.

D_F = Dose rate due to beef ingestion, mrem/y.

- 3) The maximum organ dose rate, maximum total body dose rate, and maximum skin dose rate calculated in the previous section (Sec I.B) are used to calculate design basis quantities as described in Section I.B.1.3.

c. Design Basis Quantities

The design basis quantity of a radionuclide emitted to the atmosphere is the amount of that nuclide, when released in one year, which would result in a dose not exceeding any of the following:

- 1) 15 millirem to any organ of an individual from iodines and particulates with half-life greater than 8 days (Appendix A, Section III.D.1).
- 2) 15 millirem to skin of an individual from noble gas (Appendix A, Section III.C.1.b).
- 3) 5 millirem to the total body of an individual from noble gas (Appendix A, Section III.C.1.a).

Design basis quantity (C_i) is the smallest value for each nuclide, calculated by dividing the dose limits (a through c above) by the appropriate dose calculated from the amount of radionuclide (C_i) used to conservatively estimate the doses of Section D, as listed in Table 1.1 (or a hypothetical 1 Ci/year); the result is then multiplied by the amount of radionuclide used.

$$DBQ = \frac{D_{AI}}{D_c} (C_c) \quad (1.18)$$

PALISADES NUCLEAR PLANT
OFFSITE DOSE CALCULATION MANUAL

Revision 15

where:

- D_{AI} = Appendix I dose limit (mrem or mrad).
 D_c = Calculated dose (mrem or mrad).
 C_c = Quantity of nuclide resulting in dose D_c (Ci).
DBQ = Design Basis Quantity (Ci).

The limiting values for Design Basis Quantities for radionuclides released to the atmosphere are given in Table 1.9.

The inverse of the ratio C_c/D_c in the above equation (ie, D_c/C_c) is a useful value, since it represents the most limiting dose per unit quantity of each nuclide released. Use of the D_c/C_c ratio in quarterly evaluation of offsite dose is discussed in Section D. Values of D_c/C_c are given in Table 1.9.

d. Land Use Census and DBQ Changes

Appendix A, Sections J.3.b and J.3.c describe the requirements for an annual land use census and revision of the ODCM for use in the following calendar year. Areas of the ODCM which will be reviewed, and changed if appropriate, are Table 1.4 (Land Use Census Data by Sector), Table 1.4a (Critical Receptors), and Table 1.9 (Gaseous Design Basis Objective Annual Quantities). Changes will be effective on January 1 of the year following the year of the survey.

PALISADES NUCLEAR PLANT
OFFSITE DOSE CALCULATION MANUAL

Revision 15

e. Gaseous Releases From the Steam Generator Blowdown Vent and Atmosphere Release Valves

Releases from the steam generator blowdown vent and atmospheric relief valves are difficult to quantify as there are no sampling capabilities on these steam release systems. However, neither system is a normal release path. The steam generator blowdown vent is normally routed to the main condenser and recirculated. Radioactive releases will be calculated by analyzing steam generator blowdown liquid and assuming that 100 percent of Noble Gases, 10 percent of the Iodines and 1 percent of the Particulates will be released to the environment in the steam phase. Volumes will be released to the environment in the steam phase. Volumes will be calculated using water balances or alternate means as available.

C. **DESIGN OBJECTIVE QUANTITY (DBQ) LIMITS ON BATCH AND CONTINUOUS RELEASES**

1. Batch Releases

Prior to each batch release (waste decay tank release or Containment purge), the quantity of each nuclide identified is summed with the quantity of that nuclide released since the first of the current calendar year. The cumulative total for each nuclide then is divided by the design objective quantity for each nuclide (from Table 1.9), and the resultant fractions are summed in order to assure that the sum fraction of all nuclides does not exceed 1.0:

$$\sum_i \frac{A_i}{(DBQ)_i} < 1.0 \quad (1.19)$$

The amount in any calendar quarter should not exceed 0.5. This is checked by subtracting the value obtained at the end of the previous quarter from the value obtained from the cumulative total to date, including the batch to be released.

PALISADES NUCLEAR PLANT
OFFSITE DOSE CALCULATION MANUAL

Revision 15

2. **Continuous Releases**

Low level continuous releases from the vent gas collection header and other low level sources are totaled on a weekly basis and summed with any batch releases for the week in order to establish the cumulative DBQ fraction from batch plus continuous released for the year-to-date. Calculations are performed in the same manner as for batch releases described in C.1.

3. **Exceeding DBQ Limits**

As discussed under B.1.3, the DBQ is a very conservative estimate of activity which could give doses at Appendix I limits. Because different organs are summed together and doses to different people are summed, the DBQ typically overestimates dose by about a factor of five. Thus, if calculations of DBQ fraction exceed 1.0 for year-to-date or 0.5 for the quarter, technical specifications probably still would not be exceeded. However, further discretionary releases should be deferred until an accurate assessment of dose is made by use of GASPAR computer code or by analysis of appropriate release data via the segment gaussian dose model used in emergency planning (inhalation dose, total body external dose, and boundary dose in air). See also Section D.1.2.

It should be noted that Palisades Plant to date (based on review of semiannual effluent data) has never exceeded the annual or quarterly DBQ fraction, despite its conservatism. Thus, it is not expected that an alternate to the DBQ method will be required unless the Plant is in a significantly off-normal condition.

4. **Releasing Radionuclides Not Listed in Table 1.9**

Table 1.9 contains all nuclides identified to date as routine constituents of gaseous releases at Palisades Plant, plus those common to PWRs in general, even if not previously detected at Palisades. From time to time, however, other nuclides may be detected.

If the unlisted nuclide constitutes less than 10% of the EC-fraction for the release, and all unlisted nuclides total less than 25% of the EC-fraction, the nuclide may be considered not present.

PALISADES NUCLEAR PLANT
OFFSITE DOSE CALCULATION MANUAL

Revision 15

If the unlisted nuclide constitutes greater than 10% of the EC-fraction, or all unlisted nuclides together constitute greater than 25%, then each nuclide should be assigned a DBQ equal to the most conservative value listed for the physical form of the nuclide involved (noble gas, halogen, or particulate).

Should a nuclide not listed in Table 1.9 begin to appear in significant quantities on a routine basis, revision to this ODCM should be made in order to include a design basis quantity specific to that nuclide.

D. OPTIONAL QUARTERLY DOSE CALCULATIONS

1. Methodology for Optional Quarterly Dose Calculations

This option may be used in place of, or in addition to, the Design Basis Quantity (DBQ) fraction calculation described by Equation 1.19. This optional conservative calculation relates the DBQ fraction to the doses from which it was originally derived. Use of this method may assist in identification of the critical dose pathway or characteristics of the assumed critical individual (infant, child, teen, and adult), since Table 1.9 indicates these parameters.

a. Simplified Conservative Approach

This method utilizes a limiting dose concept such that the limiting dose for each nuclide is summed with the limiting dose for each other nuclide, regardless if such sum is physically possible. It also assumes critical pathways, such as milk and vegetables, are in effect even in winter when the pathway is absent.

As such, the method is highly conservative and significantly over-estimates dose. If limits appear to be exceeded by this method, Section D.1.2 (a concise method, but requiring computer support) will be utilized.

PALISADES NUCLEAR PLANT
OFFSITE DOSE CALCULATION MANUAL

Revision 15

1) Assumptions

- a) All assumptions of Section 1.1 are utilized.
- b) Limiting doses for each gaseous nuclide are summed, regardless of limiting decay mode (gamma or beta).
- c) Limiting doses for each particulate and iodine nuclide are summed, regardless of dose point location, exposure pathway, or organ affected.
- d) Doses are summed for detected nuclides such that all nuclides which contribute greater than 10% individually or 25% in aggregate, to the EC of released radioactivity, are included in the dose calculation.

2) Equations

For determining gaseous effluent dose:

$$D_G = \sum_0^i A_{iG} (D_c/C_c)_{iG} < 5 \text{ millirad/quarter, } 10 \text{ mrad/yr} \quad (1.20)$$

where:

DG = Dose from gaseous effluents (mrad).

A_{iG} = Quantity of gaseous nuclide i released (Ci).

$(D_c/C_c)_{iG}$ = Dose per Ci factor for gaseous nuclide i (mrad/Ci).

PALISADES NUCLEAR PLANT
OFFSITE DOSE CALCULATION MANUAL

Revision 15

The limit for this mixture is conservatively taken as that for gamma exposure (5 mrem/quarter, 10 mrem/year) although as indicated in Table 1.9, a majority of the gaseous effluents are beta-limiting and on an individual basis have the higher limit of 10 millirem/quarter and 20 millirem/year.

For determining tritium, particulate and iodine dose to organs:

$$D_{TPI} = \sum_i A_{TPIi} (D_c/C_c)_{TPIi} < 7.5 \text{ mrem/q, } 15 \text{ mrem/y} \quad (1.21)$$

where:

D_{TPI} = Dose from particulates and iodines (mrem).

A_{TPIi} = Quantity of particulate or iodine nuclide i released (Ci).

$(D_c/C_c)_{TPIi}$ = Dose per Ci factor for particulate or iodine nuclide i (mrad/Ci).

b. Realistic Calculation

This methodology is to be used if the highly conservative calculations described in C.1 or D.1 yield values that appear to exceed applicable limits.

Doses for released particulates, iodines and noble gases will be determined by use of the NRC GASPAR computer code. The computer run will utilize the annual average joint frequency meteorological data based on not less than 3 years of meteorological measurement, and will reflect demographic and land use information from the land use survey generated in the most recent prior year. Where appropriate, seasonal adjustments will be applied to obtain realistic dose estimates since both recreational and agricultural activities can vary greatly in relation to season of the year.

PALISADES NUCLEAR PLANT
OFFSITE DOSE CALCULATION MANUAL

Revision 15

An alternative to GASPAR for offsite dose calculation is the use of the Palisades Segmented Gaussian Plume Emergency offsite dose calculation program. This dose model allows evaluation of dose under the actual meteorological conditions present at the time of release. It is anticipated that the system may be used in major short-term releases such as Containment purges are to be made under conditions which depart significantly from mean annual conditions.

E. GASEOUS RADWASTE TREATMENT SYSTEM OPERATION

The gaseous radwaste treatment system (GRTS) described below shall be maintained and operated to keep releases ALARA.

1. System Description

A flow diagram for the GRTS is given in Figure 1-1. The system consists of three waste-gas compressor packages, six gas decay tanks, and the associated piping, valves, and instrumentation. Gaseous wastes are received from the following: degassing of the reactor coolant and purging of the volume control tank prior to a cold shutdown, displacing of cover gases caused by liquid accumulation in the tanks connected to the vent header, and boron recycle process operation.

Design of the system precludes hydrogen explosion by means of ignition source elimination (diaphragm valves, low flow diaphragm compressors and system electrical grounding), and minimization of leakage outside the system. Explosive mixtures of hydrogen and oxygen have been demonstrated compatible with the system by operational experience over the past 13 years.

PALISADES NUCLEAR PLANT
OFFSITE DOSE CALCULATION MANUAL

Revision 15

2. **Determination of Satisfactory Operation**

Design basis quantity fraction will be calculated for batch and continuous releases as described in Section I.C. These calculations will be used to ensure that the GRTS is operating as designed. Because the Plant was designed to collect and hold for decay a vast majority of the high level gases generated within the primary system, and because the 13-year operating history (to date of writing the initial ODCM) of the Plant has demonstrated the system's consistent performance well below Appendix I limits, no additional operability requirements are specified.

F. **RELEASE RATE FOR OFFSITE EC**

10 CFR 20.1302 requires radioactive effluent releases to unrestricted areas be in concentrations less than the limits specified in Appendix B, Table 2 when averaged over a period not to exceed one year.

(Note: there are no unrestricted areas anywhere within the site boundary as defined by Figure 1-1.) Concentrations at this level if inhaled or ingested continuously for one year will result in a dose of 50 mrem whole body except for submersion dose isotopes (gaseous tritium and noble gasses) which will result in a dose of 100 mrem whole body.

10 CFR 50.36a requires that the release of radioactive materials be kept as low as reasonably achievable. However, the section further states that the licensee is permitted the flexibility of operation, to assure a dependable source of power even under unusual operating conditions, to release quantities of material higher than a small percentage of 10 CFR 20.1302 limits but still within those limits. Appendix I to 10 CFR 50 provides the numerical guidelines on limiting conditions for operations to meet the as low as reasonably achievable requirement.

The GASPAR code has been run to determine the dose due to external radiation and inhalation. The source term used is listed in Table 1.1. The meteorology data is given in Table 1.3. Dose using annual average meteorology, to the most limiting organ of the person assume to be residing at the site boundary with highest X/Q, is $2.15\text{E-}02$ mrem (for one year). The release rate which would result in a dose rate equivalent to 50 mrem/year (using the more conservative total body limit) is the curies/year given in Table 1.1 multiplied by $50/2.15\text{E-}02$ or 0.11 Ci/sec.

PALISADES NUCLEAR PLANT
OFFSITE DOSE CALCULATION MANUAL

Revision 15

G. PARTICULATE AND IODINE SAMPLING

Particulate and iodine samples are obtained from the continuous sample stream pulled from the Plant stack. Samples typically are obtained to represent an integrated release from a gas batch (waste gas decay tank or Containment purge, for example), or a series of samples are obtained to follow the course of a release. In any event, sample intervals are weekly, at a minimum.

Because HEPA filters are present between most source inputs to the stack and the sample point, releases of particulates normally are significantly less than pre-release calculations indicate. This provides for conservatism in establishing setpoints and in estimation of pre-release design basis quantity fraction. However, for the sake of maintaining accurate release totals, monitor results (for gases) and sample results (for particulates and iodines) utilized rather than the pre-release estimates, for cumulative records.

Gamma analytical results for particulate and halogen filters are combined for determination of total activity of particulates and halogens released. Beta and alpha counting also is performed on the particulate filters. Beta yields of the gamma isotopes detected on particulate filters are applied to determine "identified" beta, and the "identified" count rate is subtracted from the observed count rate to give "unidentified" beta. The "unidentified" beta is assumed to be Sr-90 until results on actual Sr-90 (chemically separated from a quarterly composite of filters) are obtained. Sampling and analysis will be performed per Appendix A, Table B-1 requirements.

PALISADES NUCLEAR PLANT
OFFSITE DOSE CALCULATION MANUAL

Revision 15

H. NOBLE GAS SAMPLING

Noble gases will be sampled from Waste Gas Decay Tanks prior to release and the Containment prior to purging. Analysis of these samples will be used for accountability of noble gases. Off gas will be sampled at least weekly and used to calculate monthly noble gas releases. Nonroutine releases will be quantified from the stack noble gas monitor (RE 2326) which has a LLD of $1\text{E-}06 \mu\text{Ci/cc}$. Sampling and analysis will be performed per Appendix A, Table B-1 requirements.

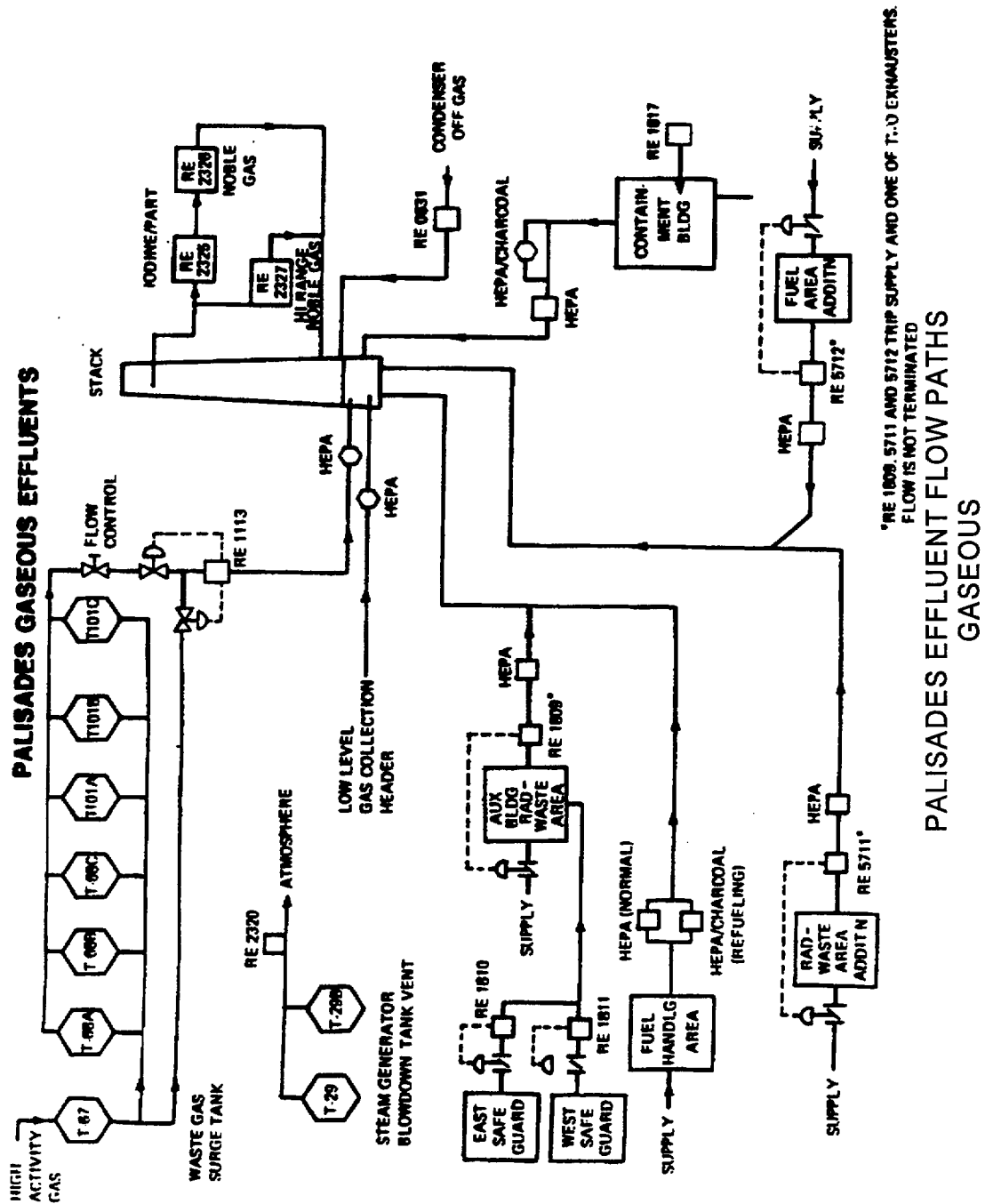
I. TRITIUM SAMPLING

Tritium has a low dose consequence to the public because of low production rates. The major contributors to tritium effluents are evaporation from the fuel pool and reactor cavity (when flooded). Because of the low dose impact, gaseous tritium sampling will not be required. Tritium effluents will be estimated using conservative evaporation rate calculations from the fuel pool and reactor cavity.

PALISADES NUCLEAR PLANT OFFSITE DOSE CALCULATION MANUAL

Revision 15

J. FIGURES AND TABLES



PALISADES NUCLEAR PLANT
OFFSITE DOSE CALCULATION MANUAL

Revision 15

TABLE 1.1
PALISADES GASEOUS AND LIQUID SOURCE TERMS, CURIES/YEAR (1)

<u>Nuclide</u>	<u>Gaseous(2)</u>	<u>Liquid(2)</u>
H-3	5.5	159
Kr-85	4.1	NA
Kr-85m	0.12	NA
Kr-87	8.4E-02	NA
Kr-88	2.1E-01	NA
Ar-41	3.1E-02	NA
Xe-131m	2.2	NA
Xe-133	1493	NA
Xe-133m	0.43	NA
Xe-135	1.11	NA
Xe-135m	0.3	NA
I-131	0.025	3.21E-03
I-132	2.91E-03	NA
I-133	6.5E-03	4.7E-05
I-134	4.8E-04	NA
I-135	1.84E-02	NA
Na-24	1.5E-06	NA
Cr-51	2.5E-04	3.9E-03
Mn-54	4.1E-04	7.8E-03
Co-57	2.1E-06	3.2E-05
Co-58	8.6E-04	2.9E-02
Fe-59	6.6E-06	4.1E-04
Co-60	1.1E-03	1.24E-02
Se-75	3.7E-06	NA
Nb-95	2.4E-05	4.53E-04
Zr-95	4.7E-06	1.79E-04
Mo-99	1.5E-07	NA
Ru-103	.3E-07	.1E-05
Sb-127	NA	3.5E-05
Cs-134	4.5E-05	0.7
Cs-136	NA	1.8E-06
Cs-137	2.6E-04	1.36E-02
Ba-140	2.8E-07	NA
La-140	7.5E-07	1.1E-04
Unidentified beta	3.9E-04	3.3E-03

- (1) Data derived from taking the effluents released during July-December 1978 through January-June 1982 and dividing by 4.
- (2) Nuclide values listed as NA have not been observed at detectable levels in these waste streams.

PALISADES NUCLEAR PLANT
OFFSITE DOSE CALCULATION MANUAL

Revision 15

TABLE 1.2
BASIC RADIONUCLIDE DATA

	<u>NUCLIDE</u>	<u>HALF-LIFE</u> <u>(days)</u>	<u>LAMBDA</u> <u>(1/s)</u>	<u>BETA¹</u> <u>(MEV/DIS)</u>	<u>GAMMA¹</u> <u>(MEV/DIS)</u>
1	Tritium	4.49E 03	1.79E-09	5.68E-03	0.0
2	C-14	2.09E 06	3.84E-12	4.95E-02	0.0
3	N-13	6.94E-03	1.16E-03	4.91E-01	1.02E 00
4	O-19	3.36E-04	2.39E-02	1.02E 00	1.05E 00
5	F-18	7.62E-02	1.05E-04	2.50E-01	1.02E 00
6	NA-24	6.33E-01	1.27E-05	5.55E-01	4.12E 00
7	P-32	1.43E 01	5.61E-07	6.95E-01	0.0
8	AR-41	7.63E-02	1.05E-04	4.64E-01	1.28E 00
9	CR-51	2.78E 01	2.89E-07	3.86E-03	3.28E-02
10	MN-54	3.03E 02	2.65E-08	3.80E-03	8.36E-01
11	MN-56	1.07E-01	7.50E-05	8.29E-01	1.69E 00
12	FE-59	4.50E 01	1.78E-07	1.18E-01	1.19E 00
13	CO-58	7.13E 01	1.12E-07	3.41E-02	9.78E-01
14	CO-60	1.92E 03	4.18E-09	9.68E-02	2.50E 00
15	ZN-69m	5.75E-01	1.39E-05	2.21E-02	4.16E-01
16	ZN-69	3.96E-02	2.03E-04	3.19E-01	0.0
17	BR-84	2.21E-02	3.63E-04	1.28E 00	1.77E 00
18	BR-85	2.08E-03	3.86E-03	1.04E 00	6.60E-02
19	KR-85m	1.83E-01	4.38E-05	2.53E-01	1.59E-01
20	KR-85	3.93E 03	2.04E-09	2.51E-01	2.21E-03
21	KR-87	5.28E-02	1.52E-04	1.32E 00	7.93E-01
22	KR-88	1.17E-01	6.86E-05	3.61E-01	1.96E 00
23	KR-89	2.21E-03	3.63E-03	1.36E 00	1.83E 00
24	RB-88	1.24E-02	6.47E-04	2.06E 00	6.26E-01
25	RB-89	1.07E-02	7.50E-04	1.01E 00	2.05E-00
26	SR-89	5.20E 01	1.54E-07	5.83E-01	8.45E-05
27	SR-90	1.03E 04	7.79E-10	1.96E-01	0.0
28	SR-91	4.03E-01	1.99E-05	6.50E-01	6.95E-01
29	SR-92	1.13E-01	7.10E-05	1.95E-01	1.34E 00
30	SR-93	5.56E-03	1.44E-03	9.20E-01	2.24E 00
31	Y-90	2.67E 00	3.00E-06	9.36E-01	0.0
32	Y-91m	3.47E-02	2.31E-04	2.73E-02	5.30E-01
33	Y-91	5.88E 01	1.36E-07	6.06E-01	3.61E-03
34	Y-92	1.47E-01	5.46E-05	1.44E 00	2.50E-01
35	Y-93	4.29E-01	1.87E-05	1.17E 00	8.94E-02
36	ZR-95	6.50E 01	1.23E-07	1.16E-01	7.35E-01
37	NB-95m	3.75E 00	2.14E-06	1.81E-01	6.06E-02
38	NB-95	3.50E 01	2.29E-07	4.44E-02	7.64E-01
39	MO-99	2.79E 00	2.87E-06	3.96E-01	1.50E-01
40	TC-99m	2.50E-01	3.21E-05	1.56E-02	1.26E-01

PALISADES NUCLEAR PLANT
OFFSITE DOSE CALCULATION MANUAL

Revision 15

TABLE 1.2 (continued)
BASIC RADIONUCLIDE DATA

	<u>NUCLIDE</u>	<u>HALF-LIFE</u> <u>(days)</u>	<u>LAMBDA</u> <u>(1/s)</u>	<u>BETA¹</u> <u>(MEV/DIS)</u>	<u>GAMMA¹</u> <u>(MEV/DIS)</u>
41	TC-99	7.74E 07	1.04E-13	8.46E-02	0.0
42	TC-104	1.25E-02	6.42E-04	1.60E 00	1 .95E 00
43	RU-106	3.67E 02	2.19E-08	1.01E-02	0.0
44	TE-132	3.24E 00	2.48E-06	1.00E-01	2.33E-01
45	I-129	6.21E 09	1.29E-15	5.43E-02	2.46E-02
46	I-131	8.05E 00	9.96E-07	1.94E-01	3.81E-01
47	I-132	9.58E-02	8.37E-05	4.89E-01	2.24E 00
48	I-133	8.75E-01	9.17E-06	4.08E-01	6.02E-01
49	I-134	3.61E-02	2.22E-04	6.16E-01	2.59E 00
50	I-135	2.79E-01	2.87E-05	3.68E-01	1.55E 00
51	XE-131m	1.18E 01	6.80E-07	1.43E-01	2.01E-02
52	XE-133m	2.26E 00	3.55E-06	1.90E-01	4.15E-02
53	XE-133	5.27E 00	1.52E-06	1.35E-01	4.60E-02
54	XE-135m	1.08E-02	7.43E-04	9.58E-02	4.32E-01
55	XE-135	3.83E-01	2.09E-05	3.17E-01	2.47E-01
56	XE-137	2.71E 03	2.96E-03	1.77E 00	1.88E-01
57	XE-138	9.84E-03	8.15E-04	6.65E-01	1.10E 00
58	CS-134	7.48E 02	1.07E-08	1.63E-01	1.55E 00
59	CS-135	1.10E 09	7.29E-15	5.63E-02	0.0
60	CS-136	1.30E 01	6.17E-07	1.37E-01	2.15E 00
61	CS-137	1.10E 04	7.29E-10	1.71E-01	5.97E-01
62	CS-138	2.24E-02	3.58E-04	1.20E 00	2.30E 00
63	BA-139	5.76E-02	1.39E-04	8.96E-01	3.53E-02
64	BA-140	1.28E 01	6.27E-07	3.15E-01	1.71E-01
65	LA-140	1.68E 00	4.77E-06	5.33E-01	2.31E 00
66	CE-144	2.84E 02	2.82E-08	9.13E-02	1.93E-02
67	PR-143	1.36E 01	5.90E-07	3.14E-01	0.0
68	PR-144	1.20E-02	6.68E-04	1.21E 00	3.18E 00

¹ Average energy per disintegration values were obtained from ICRP Publication No 38, Radionuclide Transformations: Energy and Intensity of Emissions 1983 and NUREG/CR-1413 (ORNL/NUREG-70), a Radionuclide Decay Data Base - Index and Summary Table, DC Kocher, May 1980.

***** PALISADES XOQDOQ82 ***** USING 01/01/92 - 12/31/96 MET DATA *****

GROUND LEVEL RELEASE - TOP OF CONTAINMENT BUILDING
NO DECAY, UNDEPLETED

SECTOR	ANNUAL AVERAGE CHI/Q (SEC/METER CUBED)				DISTANCE IN MILES FROM THE SITE							
	0.250	0.500	0.750	1.000	1.500	2.000	2.500	3.000	3.500	4.000	4.500	
S	4.208E-06	1.381E-06	7.556E-07	4.993E-07	2.782E-07	1.842E-07	1.340E-07	1.033E-07	8.298E-08	6.867E-08	5.813E-08	
SSW	3.330E-06	1.086E-06	5.856E-07	3.870E-07	2.160E-07	1.437E-07	1.048E-07	8.108E-08	6.528E-08	5.413E-08	4.590E-08	
SW	3.890E-06	1.242E-06	6.590E-07	4.333E-07	2.413E-07	1.614E-07	1.184E-07	9.203E-08	7.440E-08	6.191E-08	5.267E-08	
WSW	4.060E-06	1.279E-06	6.715E-07	4.401E-07	2.450E-07	1.648E-07	1.215E-07	9.484E-08	7.694E-08	6.422E-08	5.477E-08	
W	5.554E-06	1.759E-06	9.224E-07	6.035E-07	3.349E-07	2.249E-07	1.657E-07	1.292E-07	1.047E-07	8.735E-08	7.447E-08	
WNW	7.378E-06	2.346E-06	1.235E-06	8.084E-07	4.487E-07	3.010E-07	2.216E-07	1.726E-07	1.399E-07	1.166E-07	9.937E-08	
NW	9.531E-06	2.974E-06	1.551E-06	1.012E-06	5.610E-07	3.784E-07	2.800E-07	2.191E-07	1.781E-07	1.490E-07	1.273E-07	
NNW	1.286E-05	3.959E-06	2.052E-06	1.339E-06	7.443E-07	5.039E-07	3.741E-07	2.935E-07	2.391E-07	2.003E-07	1.715E-07	
N	1.087E-05	3.347E-06	1.739E-06	1.138E-06	6.348E-07	4.300E-07	3.192E-07	2.504E-07	2.040E-07	1.709E-07	1.462E-07	
NNE	5.487E-06	1.717E-06	9.119E-07	6.000E-07	3.353E-07	2.256E-07	1.664E-07	1.299E-07	1.054E-07	8.793E-08	7.501E-08	
NE	5.450E-06	1.803E-06	9.856E-07	6.476E-07	3.578E-07	2.355E-07	1.705E-07	1.310E-07	1.049E-07	8.657E-08	7.312E-08	
ENE	4.258E-06	1.379E-06	7.464E-07	4.886E-07	2.697E-07	1.773E-07	1.282E-07	9.850E-08	7.885E-08	6.507E-08	5.496E-08	
E	4.618E-06	1.531E-06	8.321E-07	5.438E-07	2.990E-07	1.959E-07	1.413E-07	1.082E-07	8.645E-08	7.120E-08	6.002E-08	
ESE	4.436E-06	1.479E-06	8.008E-07	5.210E-07	2.848E-07	1.860E-07	1.338E-07	1.023E-07	8.153E-08	6.704E-08	5.644E-08	
SE	5.091E-06	1.678E-06	9.044E-07	5.872E-07	3.207E-07	2.096E-07	1.509E-07	1.155E-07	9.217E-08	7.586E-08	6.391E-08	
SSE	6.044E-06	2.000E-06	1.088E-06	7.106E-07	3.901E-07	2.557E-07	1.845E-07	1.415E-07	1.131E-07	9.317E-08	7.858E-08	

SECTOR	ANNUAL AVERAGE CHI/Q (SEC/METER CUBED)				DISTANCE IN MILES FROM THE SITE							
	5.000	7.500	10.000	15.000	20.000	25.000	30.000	35.000	40.000	45.000	50.000	
S	5.010E-08	2.837E-08	1.901E-08	1.086E-08	7.328E-09	5.410E-09	4.227E-09	3.433E-09	2.869E-09	2.450E-09	2.127E-09	
SSW	3.963E-08	2.257E-08	1.519E-08	8.728E-09	5.913E-09	4.379E-09	3.431E-09	2.793E-09	2.338E-09	2.000E-09	1.740E-09	
SW	4.560E-08	2.627E-08	1.782E-08	1.037E-08	7.086E-09	5.284E-09	4.163E-09	3.405E-09	2.863E-09	2.458E-09	2.145E-09	
WSW	4.753E-08	2.763E-08	1.886E-08	1.106E-08	7.602E-09	5.693E-09	4.501E-09	3.693E-09	3.113E-09	2.678E-09	2.342E-09	
W	6.459E-08	3.749E-08	2.557E-08	1.498E-08	1.029E-08	7.706E-09	6.091E-09	4.996E-09	4.211E-09	3.623E-09	3.168E-09	
WNW	8.615E-08	4.992E-08	3.400E-08	1.989E-08	1.364E-08	1.021E-08	8.059E-09	6.606E-09	5.565E-09	4.785E-09	4.183E-09	
NW	1.106E-07	6.471E-08	4.436E-08	2.618E-08	1.808E-08	1.359E-08	1.077E-08	8.857E-09	7.481E-09	6.449E-09	5.649E-09	
NNW	1.492E-07	8.772E-08	6.035E-08	3.579E-08	2.479E-08	1.867E-08	1.483E-08	1.221E-08	1.033E-08	8.915E-09	7.817E-09	
N	1.273E-07	7.475E-08	5.139E-08	3.045E-08	2.107E-08	1.586E-08	1.259E-08	1.036E-08	8.762E-09	7.559E-09	6.625E-09	
NNE	6.508E-08	3.782E-08	2.581E-08	1.513E-08	1.039E-08	7.781E-09	6.148E-09	5.042E-09	4.248E-09	3.654E-09	3.194E-09	
NE	6.291E-08	3.539E-08	2.361E-08	1.342E-08	9.033E-09	6.656E-09	5.193E-09	4.213E-09	3.517E-09	3.000E-09	2.604E-09	
ENE	4.729E-08	2.665E-08	1.781E-08	1.015E-08	6.847E-09	5.056E-09	3.951E-09	3.211E-09	2.684E-09	2.293E-09	1.993E-09	
E	5.155E-08	2.883E-08	1.915E-08	1.083E-08	7.262E-09	5.337E-09	4.155E-09	3.366E-09	2.806E-09	2.392E-09	2.074E-09	
ESE	4.843E-08	2.698E-08	1.788E-08	1.007E-08	6.742E-09	4.948E-09	3.848E-09	3.114E-09	2.594E-09	2.210E-09	1.915E-09	
SE	5.488E-08	3.069E-08	2.039E-08	1.154E-08	7.748E-09	5.702E-09	4.445E-09	3.604E-09	3.008E-09	2.566E-09	2.227E-09	
SSE	6.753E-08	3.785E-08	2.519E-08	1.428E-08	9.595E-09	7.064E-09	5.507E-09	4.466E-09	3.727E-09	3.179E-09	2.758E-09	

VENT AND BUILDING PARAMETERS:

RELEASE HEIGHT (METERS) 58.10
DIAMETER (METERS) 0.00
EXIT VELOCITY (METERS) 0.00

REP. WIND HEIGHT (METERS) 10.0
BUILDING HEIGHT (METERS) 58.1
BLDG. MIN. CRS. SEC. AREA (SQ. METERS) 2000.0
HEAT EMISSION RATE (CAL/SEC) 0.0

ALL GROUND LEVEL RELEASES.

PALISADES NUCLEAR PLANT
OFFSITE DOSE CALCULATION MANUAL

Revision 15

TABLE 1.3

***** PALISADES XOQDOQ82 ***** USING 01/01/92 - 12/31/96 MET DATA *****

GROUND LEVEL RELEASE - TOP OF CONTAINMENT BUILDING
NO DECAY, UNDEPLETED

CHI/Q (SEC/METER CUBED) FOR EACH SEGMENT

DIRECTION FROM SITE	SEGMENT BOUNDARIES IN MILES FROM THE SITE									
	.5-1	1-2	2-3	3-4	4-5	5-10	10-20	20-30	30-40	40-50
S	7.808E-07	2.856E-07	1.351E-07	8.334E-08	5.828E-08	2.904E-08	1.110E-08	5.448E-09	3.445E-09	2.454E-09
SSW	6.085E-07	2.219E-07	1.057E-07	6.555E-08	4.602E-08	2.308E-08	8.912E-09	4.409E-09	2.802E-09	2.004E-09
SW	6.883E-07	2.484E-07	1.193E-07	7.468E-08	5.279E-08	2.681E-08	1.057E-08	5.316E-09	3.415E-09	2.462E-09
WSW	7.038E-07	2.527E-07	1.224E-07	7.721E-08	5.489E-08	2.815E-08	1.126E-08	5.725E-09	3.703E-09	2.683E-09
W	9.666E-07	3.457E-07	1.669E-07	1.051E-07	7.463E-08	3.821E-08	1.525E-08	7.749E-09	5.010E-09	3.629E-09
WNW	1.292E-06	4.630E-07	2.232E-07	1.404E-07	9.958E-08	5.089E-08	2.025E-08	1.026E-08	6.625E-09	4.793E-09
NW	1.627E-06	5.800E-07	2.819E-07	1.787E-07	1.276E-07	6.587E-08	2.662E-08	1.366E-08	8.879E-09	6.458E-09
NNW	2.159E-06	7.695E-07	3.765E-07	2.399E-07	1.718E-07	8.923E-08	3.636E-08	1.877E-08	1.224E-08	8.928E-09
N	1.829E-06	6.557E-07	3.212E-07	2.046E-07	1.465E-07	7.604E-08	3.093E-08	1.594E-08	1.039E-08	7.569E-09
NNE	9.521E-07	3.454E-07	1.676E-07	1.057E-07	7.516E-08	3.854E-08	1.540E-08	7.825E-09	5.056E-09	3.660E-09
NE	1.017E-06	3.678E-07	1.720E-07	1.054E-07	7.332E-08	3.627E-08	1.374E-08	6.704E-09	4.227E-09	3.006E-09
ENE	7.724E-07	2.773E-07	1.294E-07	7.922E-08	5.511E-08	2.731E-08	1.038E-08	5.092E-09	3.222E-09	2.298E-09
E	8.592E-07	3.076E-07	1.426E-07	8.686E-08	6.020E-08	2.958E-08	1.109E-08	5.378E-09	3.378E-09	2.397E-09
ESE	8.271E-07	2.934E-07	1.351E-07	8.193E-08	5.661E-08	2.770E-08	1.033E-08	4.986E-09	3.126E-09	2.214E-09
SE	9.353E-07	3.305E-07	1.524E-07	9.262E-08	6.411E-08	3.149E-08	1.182E-08	5.745E-09	3.617E-09	2.571E-09
SSE	1.123E-06	4.016E-07	1.863E-07	1.136E-07	7.881E-08	3.882E-08	1.462E-08	7.116E-09	4.482E-09	3.186E-09

TABLE 1.3

Revision 15

***** PALISADES XOQDOQ82 ***** USING 01/01/92 - 12/31/96 MET DATA *****

GROUND LEVEL RELEASE - TOP OF CONTAINMENT BUILDING
2.260 DAY DECAY, UNDEPLETED

SECTOR	ANNUAL AVERAGE CHI/Q (SEC/METER CUBED)				DISTANCE IN MILES FROM THE SITE							
	0.250	0.500	0.750	1.000	1.500	2.000	2.500	3.000	3.500	4.000	4.500	
S	4.205E-06	1.379E-06	7.540E-07	4.979E-07	2.769E-07	1.831E-07	1.330E-07	1.024E-07	8.212E-08	6.785E-08	5.735E-08	
SSW	3.327E-06	1.084E-06	5.842E-07	3.858E-07	2.150E-07	1.428E-07	1.040E-07	8.032E-08	6.457E-08	5.346E-08	4.526E-08	
SW	3.887E-06	1.240E-06	6.575E-07	4.319E-07	2.402E-07	1.604E-07	1.175E-07	9.117E-08	7.359E-08	6.114E-08	5.193E-08	
WSW	4.057E-06	1.277E-06	6.699E-07	4.388E-07	2.439E-07	1.637E-07	1.206E-07	9.394E-08	7.609E-08	6.341E-08	5.400E-08	
W	5.550E-06	1.757E-06	9.203E-07	6.016E-07	3.334E-07	2.235E-07	1.644E-07	1.280E-07	1.036E-07	8.628E-08	7.344E-08	
WNW	7.373E-06	2.343E-06	1.232E-06	8.062E-07	4.468E-07	2.993E-07	2.200E-07	1.712E-07	1.385E-07	1.153E-07	9.810E-08	
NW	9.524E-06	2.969E-06	1.547E-06	1.009E-06	5.585E-07	3.761E-07	2.779E-07	2.171E-07	1.762E-07	1.472E-07	1.256E-07	
NNW	1.285E-05	3.953E-06	2.047E-06	1.335E-06	7.408E-07	5.008E-07	3.712E-07	2.907E-07	2.365E-07	1.979E-07	1.691E-07	
N	1.087E-05	3.341E-06	1.735E-06	1.134E-06	6.316E-07	4.271E-07	3.165E-07	2.478E-07	2.016E-07	1.686E-07	1.440E-07	
NNE	5.483E-06	1.714E-06	9.099E-07	5.982E-07	3.338E-07	2.242E-07	1.652E-07	1.287E-07	1.042E-07	8.687E-08	7.398E-08	
NE	5.447E-06	1.800E-06	9.837E-07	6.458E-07	3.563E-07	2.343E-07	1.693E-07	1.299E-07	1.039E-07	8.564E-08	7.223E-08	
ENE	4.255E-06	1.377E-06	7.448E-07	4.872E-07	2.685E-07	1.763E-07	1.273E-07	9.763E-08	7.804E-08	6.431E-08	5.423E-08	
E	4.615E-06	1.528E-06	8.303E-07	5.423E-07	2.977E-07	1.948E-07	1.403E-07	1.073E-07	8.559E-08	7.039E-08	5.925E-08	
ESE	4.433E-06	1.477E-06	7.992E-07	5.196E-07	2.837E-07	1.850E-07	1.328E-07	1.014E-07	8.075E-08	6.631E-08	5.575E-08	
SE	5.088E-06	1.676E-06	9.026E-07	5.856E-07	3.194E-07	2.085E-07	1.499E-07	1.145E-07	9.128E-08	7.502E-08	6.312E-08	
SSE	6.040E-06	1.997E-06	1.086E-06	7.087E-07	3.885E-07	2.543E-07	1.833E-07	1.403E-07	1.120E-07	9.213E-08	7.760E-08	

SECTOR	ANNUAL AVERAGE CHI/Q (SEC/METER CUBED)				DISTANCE IN MILES FROM THE SITE							
	5.000	7.500	10.000	15.000	20.000	25.000	30.000	35.000	40.000	45.000	50.000	
S	4.936E-08	2.774E-08	1.845E-08	1.039E-08	6.911E-09	5.029E-09	3.874E-09	3.103E-09	2.557E-09	2.153E-09	1.844E-09	
SSW	3.901E-08	2.204E-08	1.472E-08	8.327E-09	5.555E-09	4.051E-09	3.126E-09	2.506E-09	2.067E-09	1.742E-09	1.492E-09	
SW	4.489E-08	2.566E-08	1.727E-08	9.893E-09	6.657E-09	4.889E-09	3.793E-09	3.056E-09	2.531E-09	2.140E-09	1.840E-09	
WSW	4.678E-08	2.698E-08	1.827E-08	1.055E-08	7.141E-09	5.267E-09	4.101E-09	3.314E-09	2.751E-09	2.332E-09	2.009E-09	
W	6.361E-08	3.664E-08	2.480E-08	1.431E-08	9.688E-09	7.147E-09	5.566E-09	4.500E-09	3.738E-09	3.170E-09	2.732E-09	
WNW	8.494E-08	4.886E-08	3.304E-08	1.906E-08	1.289E-08	9.508E-09	7.405E-09	5.987E-09	4.975E-09	4.220E-09	3.639E-09	
NW	1.090E-07	6.323E-08	4.301E-08	2.500E-08	1.700E-08	1.259E-08	9.836E-09	7.972E-09	6.638E-09	5.641E-09	4.872E-09	
NNW	1.469E-07	8.570E-08	5.851E-08	3.417E-08	2.331E-08	1.730E-08	1.354E-08	1.099E-08	9.164E-09	7.796E-09	6.739E-09	
N	1.251E-07	7.285E-08	4.966E-08	2.893E-08	1.969E-08	1.458E-08	1.139E-08	9.223E-09	7.674E-09	6.516E-09	5.622E-09	
NNE	6.410E-08	3.697E-08	2.504E-08	1.446E-08	9.786E-09	7.218E-09	5.620E-09	4.541E-09	3.771E-09	3.196E-09	2.754E-09	
NE	6.206E-08	3.468E-08	2.298E-08	1.289E-08	8.558E-09	6.223E-09	4.791E-09	3.836E-09	3.160E-09	2.662E-09	2.280E-09	
ENE	4.659E-08	2.607E-08	1.729E-08	9.711E-09	6.459E-09	4.702E-09	3.624E-09	2.904E-09	2.395E-09	2.018E-09	1.730E-09	
E	5.082E-08	2.822E-08	1.861E-08	1.037E-08	6.861E-09	4.973E-09	3.819E-09	3.051E-09	2.509E-09	2.110E-09	1.805E-09	
ESE	4.776E-08	2.643E-08	1.739E-08	9.664E-09	6.380E-09	4.619E-09	3.544E-09	2.830E-09	2.327E-09	1.956E-09	1.673E-09	
SE	5.413E-08	3.005E-08	1.983E-08	1.106E-08	7.329E-09	5.320E-09	4.091E-09	3.273E-09	2.695E-09	2.268E-09	1.943E-09	
SSE	6.659E-08	3.706E-08	2.449E-08	1.369E-08	9.073E-09	6.588E-09	5.066E-09	4.053E-09	3.337E-09	2.808E-09	2.404E-09	

VENT AND BUILDING PARAMETERS:

RELEASE HEIGHT (METERS) 58.10
DIAMETER (METERS) 0.00
EXIT VELOCITY (METERS) 0.00

REP. WIND HEIGHT (METERS) 10.0
BUILDING HEIGHT (METERS) 58.1
BLDG. MIN. CRS. SEC. AREA (SQ. METERS) 2000.0
HEAT EMISSION RATE (CAL/SEC) 0.0

ALL GROUND LEVEL RELEASES.

***** PALISADES XOQDOQ82 ***** USING 01/01/92 - 12/31/96 MET DATA *****

GROUND LEVEL RELEASE - TOP OF CONTAINMENT BUILDING
2.260 DAY DECAY, UNDEPLETED

CHI/Q (SEC/METER CUBED) FOR EACH SEGMENT

DIRECTION FROM SITE	SEGMENT BOUNDARIES IN MILES FROM THE SITE									
	.5-1	1-2	2-3	3-4	4-5	5-10	10-20	20-30	30-40	40-50
S	7.791E-07	2.843E-07	1.341E-07	8.248E-08	5.750E-08	2.842E-08	1.064E-08	5.069E-09	3.115E-09	2.158E-09
SSW	6.072E-07	2.209E-07	1.049E-07	6.484E-08	4.537E-08	2.256E-08	8.515E-09	4.082E-09	2.516E-09	1.746E-09
SW	6.867E-07	2.473E-07	1.184E-07	7.387E-08	5.205E-08	2.621E-08	1.010E-08	4.922E-09	3.066E-09	2.145E-09
WSW	7.022E-07	2.516E-07	1.214E-07	7.636E-08	5.412E-08	2.751E-08	1.075E-08	5.300E-09	3.324E-09	2.337E-09
W	9.645E-07	3.441E-07	1.656E-07	1.040E-07	7.360E-08	3.737E-08	1.459E-08	7.192E-09	4.514E-09	3.176E-09
WNW	1.290E-06	4.611E-07	2.216E-07	1.390E-07	9.832E-08	4.985E-08	1.942E-08	9.569E-09	6.007E-09	4.229E-09
NW	1.624E-06	5.775E-07	2.798E-07	1.768E-07	1.258E-07	6.441E-08	2.545E-08	1.267E-08	7.996E-09	5.651E-09
NNW	2.154E-06	7.661E-07	3.736E-07	2.373E-07	1.694E-07	8.722E-08	3.475E-08	1.740E-08	1.102E-08	7.810E-09
N	1.825E-06	6.524E-07	3.185E-07	2.022E-07	1.443E-07	7.415E-08	2.943E-08	1.466E-08	9.251E-09	6.528E-09
NNE	9.500E-07	3.438E-07	1.663E-07	1.046E-07	7.414E-08	3.770E-08	1.473E-08	7.263E-09	4.556E-09	3.203E-09
NE	1.015E-06	3.664E-07	1.709E-07	1.044E-07	7.244E-08	3.557E-08	1.321E-08	6.272E-09	3.851E-09	2.668E-09
ENE	7.708E-07	2.761E-07	1.285E-07	7.840E-08	5.439E-08	2.673E-08	9.950E-09	4.739E-09	2.916E-09	2.023E-09
E	8.574E-07	3.063E-07	1.416E-07	8.600E-08	5.943E-08	2.897E-08	1.064E-08	5.015E-09	3.064E-09	2.115E-09
ESE	8.255E-07	2.922E-07	1.342E-07	8.115E-08	5.592E-08	2.715E-08	9.921E-09	4.659E-09	2.842E-09	1.961E-09
SE	9.335E-07	3.292E-07	1.514E-07	9.173E-08	6.332E-08	3.086E-08	1.135E-08	5.364E-09	3.286E-09	2.274E-09
SSE	1.121E-06	4.000E-07	1.850E-07	1.125E-07	7.783E-08	3.804E-08	1.404E-08	6.642E-09	4.070E-09	2.815E-09

TABLE 1.3

Revision 15

***** PALISADES XOQDOQ82 ***** USING 01/01/92 - 12/31/96 MET DATA *****

GROUND LEVEL RELEASE - TOP OF CONTAINMENT BUILDING
8.000 DAY DECAY, DEPLETED

SECTOR	ANNUAL AVERAGE CHI/Q (SEC/METER CUBED)				DISTANCE IN MILES FROM THE SITE						
	0.250	0.500	0.750	1.000	1.500	2.000	2.500	3.000	3.500	4.000	4.500
S	3.982E-06	1.261E-06	6.730E-07	4.367E-07	2.359E-07	1.523E-07	1.083E-07	8.186E-08	6.456E-08	5.254E-08	4.378E-08
SSW	3.150E-06	9.913E-07	5.215E-07	3.384E-07	1.832E-07	1.187E-07	8.473E-08	6.423E-08	5.078E-08	4.141E-08	3.457E-08
SW	3.681E-06	1.134E-06	5.869E-07	3.789E-07	2.047E-07	1.334E-07	9.572E-08	7.291E-08	5.787E-08	4.736E-08	3.966E-08
WSW	3.842E-06	1.168E-06	5.980E-07	3.849E-07	2.078E-07	1.362E-07	9.823E-08	7.513E-08	5.985E-08	4.912E-08	4.125E-08
W	5.256E-06	1.606E-06	8.215E-07	5.278E-07	2.841E-07	1.859E-07	1.339E-07	1.023E-07	8.146E-08	6.682E-08	5.608E-08
WNW	6.982E-06	2.141E-06	1.100E-06	7.071E-07	3.806E-07	2.488E-07	1.791E-07	1.368E-07	1.088E-07	8.923E-08	7.486E-08
NW	9.018E-06	2.715E-06	1.381E-06	8.848E-07	4.758E-07	3.128E-07	2.263E-07	1.736E-07	1.386E-07	1.140E-07	9.588E-08
NNW	1.217E-05	3.613E-06	1.827E-06	1.171E-06	6.312E-07	4.165E-07	3.024E-07	2.325E-07	1.860E-07	1.532E-07	1.291E-07
N	1.029E-05	3.055E-06	1.549E-06	9.954E-07	5.384E-07	3.554E-07	2.579E-07	1.983E-07	1.586E-07	1.307E-07	1.101E-07
NNE	5.192E-06	1.567E-06	8.121E-07	5.248E-07	2.844E-07	1.865E-07	1.345E-07	1.029E-07	8.196E-08	6.727E-08	5.649E-08
NE	5.157E-06	1.646E-06	8.778E-07	5.664E-07	3.035E-07	1.947E-07	1.378E-07	1.038E-07	8.162E-08	6.625E-08	5.509E-08
ENE	4.029E-06	1.259E-06	6.648E-07	4.273E-07	2.287E-07	1.466E-07	1.037E-07	7.804E-08	6.135E-08	4.978E-08	4.139E-08
E	4.370E-06	1.397E-06	7.410E-07	4.756E-07	2.536E-07	1.620E-07	1.142E-07	8.576E-08	6.727E-08	5.448E-08	4.522E-08
ESE	4.198E-06	1.350E-06	7.132E-07	4.557E-07	2.416E-07	1.538E-07	1.081E-07	8.103E-08	6.344E-08	5.130E-08	4.252E-08
SE	4.817E-06	1.532E-06	8.055E-07	5.136E-07	2.720E-07	1.733E-07	1.220E-07	9.152E-08	7.172E-08	5.805E-08	4.815E-08
SSE	5.719E-06	1.826E-06	9.691E-07	6.216E-07	3.309E-07	2.114E-07	1.492E-07	1.121E-07	8.798E-08	7.129E-08	5.920E-08

SECTOR	ANNUAL AVERAGE CHI/Q (SEC/METER CUBED)				DISTANCE IN MILES FROM THE SITE						
	5.000	7.500	10.000	15.000	20.000	25.000	30.000	35.000	40.000	45.000	50.000
S	3.719E-08	1.987E-08	1.266E-08	6.668E-09	4.208E-09	2.931E-09	2.174E-09	1.683E-09	1.345E-09	1.102E-09	9.195E-10
SSW	2.941E-08	1.580E-08	1.011E-08	5.355E-09	3.392E-09	2.370E-09	1.762E-09	1.367E-09	1.094E-09	8.973E-10	7.499E-10
SW	3.384E-08	1.840E-08	1.187E-08	6.362E-09	4.065E-09	2.860E-09	2.138E-09	1.667E-09	1.340E-09	1.103E-09	9.248E-10
WSW	3.527E-08	1.935E-08	1.256E-08	6.786E-09	4.361E-09	3.081E-09	2.311E-09	1.807E-09	1.457E-09	1.202E-09	1.010E-09
W	4.794E-08	2.626E-08	1.703E-08	9.195E-09	5.907E-09	4.173E-09	3.130E-09	2.448E-09	1.973E-09	1.628E-09	1.368E-09
WNW	6.396E-08	3.498E-08	2.266E-08	1.222E-08	7.839E-09	5.533E-09	4.148E-09	3.241E-09	2.612E-09	2.154E-09	1.810E-09
NW	8.212E-08	4.532E-08	2.954E-08	1.607E-08	1.037E-08	7.352E-09	5.531E-09	4.335E-09	3.502E-09	2.894E-09	2.436E-09
NNW	1.107E-07	6.143E-08	4.019E-08	2.196E-08	1.422E-08	1.011E-08	7.617E-09	5.980E-09	4.836E-09	4.002E-09	3.371E-09
N	9.439E-08	5.231E-08	3.419E-08	1.866E-08	1.207E-08	8.564E-09	6.449E-09	5.058E-09	4.087E-09	3.379E-09	2.844E-09
NNE	4.831E-08	2.649E-08	1.719E-08	9.289E-09	5.967E-09	4.214E-09	3.160E-09	2.470E-09	1.991E-09	1.642E-09	1.379E-09
NE	4.671E-08	2.481E-08	1.574E-08	8.249E-09	5.194E-09	3.612E-09	2.676E-09	2.070E-09	1.653E-09	1.353E-09	1.129E-09
ENE	3.510E-08	1.867E-08	1.186E-08	6.231E-09	3.932E-09	2.740E-09	2.032E-09	1.574E-09	1.259E-09	1.031E-09	8.614E-10
E	3.827E-08	2.020E-08	1.276E-08	6.651E-09	4.172E-09	2.894E-09	2.139E-09	1.652E-09	1.317E-09	1.077E-09	8.971E-10
ESE	3.596E-08	1.891E-08	1.192E-08	6.190E-09	3.875E-09	2.684E-09	1.981E-09	1.529E-09	1.219E-09	9.955E-10	8.292E-10
SE	4.075E-08	2.150E-08	1.359E-08	7.089E-09	4.453E-09	3.093E-09	2.288E-09	1.769E-09	1.413E-09	1.156E-09	9.641E-10
SSE	5.014E-08	2.653E-08	1.679E-08	8.772E-09	5.515E-09	3.831E-09	2.836E-09	2.192E-09	1.750E-09	1.432E-09	1.194E-09

VENT AND BUILDING PARAMETERS:

RELEASE HEIGHT (METERS) 58.10
DIAMETER (METERS) 0.00
EXIT VELOCITY (METERS) 0.00

REP. WIND HEIGHT (METERS) 10.0
BUILDING HEIGHT (METERS) 58.1
BLDG. MIN. CRS. SEC. AREA (SQ. METERS) 2000.0
HEAT EMISSION RATE (CAL/SEC) 0.0

ALL GROUND LEVEL RELEASES.

***** PALISADES XOQDOQ82 ***** USING 01/01/92 - 12/31/96 MET DATA *****

GROUND LEVEL RELEASE - TOP OF CONTAINMENT BUILDING
8.000 DAY DECAY, DEPLETED

CHI/Q (SEC/METER CUBED) FOR EACH SEGMENT

DIRECTION FROM SITE	SEGMENT BOUNDARIES IN MILES FROM THE SITE									
	.5-1	1-2	2-3	3-4	4-5	5-10	10-20	20-30	30-40	40-50
S	6.986E-07	2.434E-07	1.094E-07	6.492E-08	4.393E-08	2.052E-08	6.907E-09	2.969E-09	1.695E-09	1.106E-09
SSW	5.445E-07	1.891E-07	8.560E-08	5.105E-08	3.468E-08	1.630E-08	5.540E-09	2.399E-09	1.376E-09	9.011E-10
SW	6.160E-07	2.117E-07	9.664E-08	5.816E-08	3.979E-08	1.893E-08	6.565E-09	2.892E-09	1.677E-09	1.107E-09
WSW	6.299E-07	2.153E-07	9.911E-08	6.013E-08	4.137E-08	1.987E-08	6.991E-09	3.114E-09	1.818E-09	1.206E-09
W	8.653E-07	2.946E-07	1.351E-07	8.184E-08	5.625E-08	2.697E-08	9.475E-09	4.218E-09	2.462E-09	1.634E-09
WNW	1.157E-06	3.946E-07	1.808E-07	1.094E-07	7.508E-08	3.594E-08	1.259E-08	5.594E-09	3.261E-09	2.162E-09
NW	1.457E-06	4.943E-07	2.283E-07	1.392E-07	9.614E-08	4.648E-08	1.653E-08	7.429E-09	4.359E-09	2.904E-09
NNW	1.932E-06	6.557E-07	3.049E-07	1.868E-07	1.295E-07	6.295E-08	2.257E-08	1.021E-08	6.012E-09	4.016E-09
N	1.637E-06	5.586E-07	2.601E-07	1.593E-07	1.104E-07	5.361E-08	1.918E-08	8.652E-09	5.085E-09	3.391E-09
NNE	8.521E-07	2.943E-07	1.357E-07	8.234E-08	5.665E-08	2.721E-08	9.569E-09	4.260E-09	2.485E-09	1.648E-09
NE	9.101E-07	3.136E-07	1.394E-07	8.210E-08	5.529E-08	2.565E-08	8.556E-09	3.659E-09	2.084E-09	1.359E-09
ENE	6.913E-07	2.364E-07	1.049E-07	6.171E-08	4.155E-08	1.930E-08	6.461E-09	2.775E-09	1.585E-09	1.036E-09
E	7.689E-07	2.622E-07	1.156E-07	6.768E-08	4.539E-08	2.091E-08	6.908E-09	2.932E-09	1.663E-09	1.081E-09
ESE	7.403E-07	2.502E-07	1.095E-07	6.384E-08	4.269E-08	1.959E-08	6.434E-09	2.721E-09	1.540E-09	1.000E-09
SE	8.371E-07	2.818E-07	1.235E-07	7.217E-08	4.834E-08	2.226E-08	7.362E-09	3.134E-09	1.782E-09	1.161E-09
SSE	1.005E-06	3.424E-07	1.510E-07	8.852E-08	5.943E-08	2.745E-08	9.106E-09	3.882E-09	2.208E-09	1.438E-09

TABLE 1.3

Revision 15

***** PALISADES XOQDOQ82 ***** USING 01/01/92 - 12/31/96 MET DATA *****

GROUND LEVEL RELEASE - TOP OF CONTAINMENT BUILDING

***** RELATIVE DEPOSITION PER UNIT AREA (M**2) AT FIXED POINTS BY DOWNWIND SECTORS *****

DIRECTION FROM SITE	0.25	0.50	0.75	1.00	1.50	2.00	2.50	3.00	3.50	4.00	4.50
S	2.600E-08	8.794E-09	4.515E-09	2.772E-09	1.382E-09	8.383E-10	5.668E-10	4.107E-10	3.123E-10	2.460E-10	1.992E-10
SSW	1.731E-08	5.852E-09	3.005E-09	1.845E-09	9.198E-10	5.579E-10	3.772E-10	2.733E-10	2.078E-10	1.637E-10	1.325E-10
SW	1.866E-08	6.309E-09	3.239E-09	1.989E-09	9.916E-10	6.014E-10	4.066E-10	2.946E-10	2.240E-10	1.765E-10	1.429E-10
WSW	1.829E-08	6.183E-09	3.175E-09	1.949E-09	9.719E-10	5.894E-10	3.985E-10	2.888E-10	2.196E-10	1.730E-10	1.401E-10
W	2.673E-08	9.040E-09	4.641E-09	2.850E-09	1.421E-09	8.618E-10	5.826E-10	4.222E-10	3.210E-10	2.529E-10	2.048E-10
WNW	4.142E-08	1.401E-08	7.191E-09	4.416E-09	2.201E-09	1.335E-09	9.027E-10	6.541E-10	4.974E-10	3.919E-10	3.172E-10
NW	4.847E-08	1.639E-08	8.416E-09	5.168E-09	2.576E-09	1.563E-09	1.056E-09	7.656E-10	5.821E-10	4.586E-10	3.713E-10
NNW	5.897E-08	1.994E-08	1.024E-08	6.287E-09	3.135E-09	1.901E-09	1.285E-09	9.314E-10	7.082E-10	5.580E-10	4.517E-10
N	4.172E-08	1.411E-08	7.244E-09	4.448E-09	2.218E-09	1.345E-09	9.093E-10	6.589E-10	5.010E-10	3.947E-10	3.196E-10
NNE	2.423E-08	8.194E-09	4.207E-09	2.583E-09	1.288E-09	7.811E-10	5.281E-10	3.827E-10	2.910E-10	2.292E-10	1.856E-10
NE	4.208E-08	1.423E-08	7.306E-09	4.486E-09	2.237E-09	1.356E-09	9.171E-10	6.646E-10	5.053E-10	3.981E-10	3.223E-10
ENE	3.387E-08	1.145E-08	5.881E-09	3.611E-09	1.800E-09	1.092E-09	7.382E-10	5.349E-10	4.067E-10	3.204E-10	2.594E-10
E	3.926E-08	1.328E-08	6.816E-09	4.185E-09	2.087E-09	1.266E-09	8.556E-10	6.200E-10	4.715E-10	3.714E-10	3.007E-10
ESE	4.148E-08	1.403E-08	7.202E-09	4.423E-09	2.205E-09	1.337E-09	9.041E-10	6.552E-10	4.982E-10	3.925E-10	3.177E-10
SE	4.919E-08	1.663E-08	8.540E-09	5.244E-09	2.614E-09	1.586E-09	1.072E-09	7.769E-10	5.907E-10	4.654E-10	3.768E-10
SSE	5.133E-08	1.736E-08	8.913E-09	5.473E-09	2.728E-09	1.655E-09	1.119E-09	8.107E-10	6.165E-10	4.857E-10	3.932E-10

DIRECTION FROM SITE	5.00	7.50	10.00	15.00	20.00	25.00	30.00	35.00	40.00	45.00	50.00
S	1.648E-10	8.074E-11	5.066E-11	2.561E-11	1.550E-11	1.039E-11	7.446E-12	5.591E-12	4.347E-12	3.473E-12	2.834E-12
SSW	1.096E-10	5.373E-11	3.371E-11	1.704E-11	1.031E-11	6.915E-12	4.955E-12	3.721E-12	2.893E-12	2.311E-12	1.886E-12
SW	1.182E-10	5.792E-11	3.634E-11	1.837E-11	1.112E-11	7.455E-12	5.342E-12	4.011E-12	3.119E-12	2.491E-12	2.033E-12
WSW	1.159E-10	5.677E-11	3.562E-11	1.801E-11	1.090E-11	7.307E-12	5.236E-12	3.931E-12	3.057E-12	2.442E-12	1.993E-12
W	1.694E-10	8.300E-11	5.208E-11	2.632E-11	1.593E-11	1.068E-11	7.654E-12	5.748E-12	4.469E-12	3.570E-12	2.914E-12
WNW	2.624E-10	1.286E-10	8.069E-11	4.078E-11	2.468E-11	1.655E-11	1.186E-11	8.905E-12	6.924E-12	5.531E-12	4.514E-12
NW	3.071E-10	1.505E-10	9.443E-11	4.773E-11	2.889E-11	1.937E-11	1.388E-11	1.042E-11	8.103E-12	6.473E-12	5.283E-12
NNW	3.736E-10	1.831E-10	1.149E-10	5.807E-11	3.515E-11	2.357E-11	1.689E-11	1.268E-11	9.859E-12	7.875E-12	6.428E-12
N	2.643E-10	1.295E-10	8.128E-11	4.108E-11	2.487E-11	1.667E-11	1.195E-11	8.970E-12	6.975E-12	5.571E-12	4.547E-12
NNE	1.535E-10	7.523E-11	4.720E-11	2.386E-11	1.444E-11	9.682E-12	6.938E-12	5.210E-12	4.051E-12	3.236E-12	2.641E-12
NE	2.666E-10	1.306E-10	8.198E-11	4.143E-11	2.508E-11	1.681E-11	1.205E-11	9.047E-12	7.034E-12	5.619E-12	4.586E-12
ENE	2.146E-10	1.052E-10	6.598E-11	3.335E-11	2.019E-11	1.353E-11	9.698E-12	7.282E-12	5.662E-12	4.523E-12	3.692E-12
E	2.487E-10	1.219E-10	7.648E-11	3.866E-11	2.340E-11	1.569E-11	1.124E-11	8.441E-12	6.563E-12	5.242E-12	4.279E-12
ESE	2.628E-10	1.288E-10	8.081E-11	4.085E-11	2.472E-11	1.658E-11	1.188E-11	8.919E-12	6.935E-12	5.539E-12	4.521E-12
SE	3.117E-10	1.527E-10	9.583E-11	4.844E-11	2.932E-11	1.966E-11	1.408E-11	1.058E-11	8.223E-12	6.569E-12	5.361E-12
SSE	3.252E-10	1.594E-10	1.000E-10	5.055E-11	3.059E-11	2.051E-11	1.470E-11	1.104E-11	8.581E-12	6.855E-12	5.595E-12

TABLE 1.3

Revision 15

***** PALISADES XOQDOQ82 ***** USING 01/01/92 - 12/31/96 MET DATA *****

GROUND LEVEL RELEASE - TOP OF CONTAINMENT BUILDING

***** RELATIVE DEPOSITION PER UNIT AREA (M**2) BY DOWNWIND SECTORS *****										
SEGMENT BOUNDARIES IN MILES										
DIRECTION FROM SITE	.5-1	1-2	2-3	3-4	4-5	5-10	10-20	20-30	30-40	40-50
S	4.691E-09	1.449E-09	5.768E-10	3.152E-10	2.003E-10	8.604E-11	2.668E-11	1.057E-11	5.647E-12	3.495E-12
SSW	3.122E-09	9.645E-10	3.838E-10	2.097E-10	1.333E-10	5.726E-11	1.776E-11	7.037E-12	3.758E-12	2.326E-12
SW	3.366E-09	1.040E-09	4.138E-10	2.261E-10	1.437E-10	6.173E-11	1.914E-11	7.587E-12	4.051E-12	2.508E-12
WSW	3.299E-09	1.019E-09	4.055E-10	2.216E-10	1.409E-10	6.050E-11	1.876E-11	7.436E-12	3.971E-12	2.458E-12
W	4.823E-09	1.490E-09	5.929E-10	3.240E-10	2.059E-10	8.845E-11	2.743E-11	1.087E-11	5.805E-12	3.593E-12
WNW	7.472E-09	2.308E-09	9.186E-10	5.020E-10	3.190E-10	1.370E-10	4.249E-11	1.684E-11	8.994E-12	5.567E-12
NW	8.745E-09	2.702E-09	1.075E-09	5.875E-10	3.734E-10	1.604E-10	4.974E-11	1.971E-11	1.053E-11	6.516E-12
NNW	1.064E-08	3.287E-09	1.308E-09	7.147E-10	4.543E-10	1.951E-10	6.051E-11	2.398E-11	1.281E-11	7.927E-12
N	7.527E-09	2.325E-09	9.253E-10	5.057E-10	3.214E-10	1.380E-10	4.281E-11	1.697E-11	9.060E-12	5.608E-12
NNE	4.371E-09	1.351E-09	5.374E-10	2.937E-10	1.866E-10	8.017E-11	2.486E-11	9.853E-12	5.262E-12	3.257E-12
NE	7.591E-09	2.345E-09	9.333E-10	5.100E-10	3.241E-10	1.392E-10	4.317E-11	1.711E-11	9.138E-12	5.656E-12
ENE	6.110E-09	1.888E-09	7.512E-10	4.105E-10	2.609E-10	1.121E-10	3.475E-11	1.377E-11	7.355E-12	4.552E-12
E	7.082E-09	2.188E-09	8.707E-10	4.758E-10	3.024E-10	1.299E-10	4.028E-11	1.596E-11	8.525E-12	5.277E-12
ESE	7.484E-09	2.312E-09	9.200E-10	5.028E-10	3.195E-10	1.373E-10	4.256E-11	1.687E-11	9.008E-12	5.576E-12
SE	8.874E-09	2.742E-09	1.091E-09	5.962E-10	3.789E-10	1.628E-10	5.047E-11	2.000E-11	1.068E-11	6.612E-12
SSE	9.261E-09	2.861E-09	1.139E-09	6.222E-10	3.954E-10	1.699E-10	5.267E-11	2.088E-11	1.115E-11	6.900E-12

VENT AND BUILDING PARAMETERS:

RELEASE HEIGHT (METERS) 58.10
 DIAMETER (METERS) 0.00
 EXIT VELOCITY (METERS) 0.00

REP. WIND HEIGHT (METERS) 10.0
 BUILDING HEIGHT (METERS) 58.1
 BLDG. MIN. CRS. SEC. AREA (SQ. METERS) 2000.0
 HEAT EMISSION RATE (CAL/SEC) 0.0

ALL GROUND LEVEL RELEASES.

TABLE 1.3

Revision 15

***** PALISADES XOQDOQ82 ***** USING 01/01/92 - 12/31/96 MET DATA *****

GROUND LEVEL RELEASE - TOP OF CONTAINMENT BUILDING
SPECIFIC POINTS OF INTEREST

RELEASE ID	TYPE OF LOCATION	DIRECTION FROM SITE	DISTANCE (MILES) (METERS)	X/Q (SEC/CUB.METER) NO DECAY	X/Q (SEC/CUB.METER) 2.260 DAY DECAY	X/Q (SEC/CUB.METER) 8.000 DAY DECAY	D/Q (PER SQ.METER)
				UNDEPLETED	UNDEPLETED	DEPLETED	
A	SITE BOUNDARY	NNE	0.50 805.	1.72E-06	1.71E-06	1.57E-06	8.19E-09
A	SITE BOUNDARY	NE	0.65 1046.	1.22E-06	1.22E-06	1.10E-06	9.30E-09
A	SITE BOUNDARY	ENE	0.87 1400.	5.99E-07	5.98E-07	5.29E-07	4.58E-09
A	SITE BOUNDARY	E	0.82 1320.	7.28E-07	7.27E-07	6.45E-07	5.86E-09
A	SITE BOUNDARY	ESE	0.76 1223.	7.85E-07	7.83E-07	6.98E-07	7.04E-09
A	SITE BOUNDARY	SE	0.63 1014.	1.18E-06	1.18E-06	1.06E-06	1.14E-08
A	SITE BOUNDARY	SSE	0.48 772.	2.13E-06	2.12E-06	1.95E-06	1.86E-08
A	SITE BOUNDARY	S	0.42 676.	1.78E-06	1.78E-06	1.64E-06	1.16E-08
A	SITE BOUNDARY	SSW	0.48 772.	1.16E-06	1.15E-06	1.06E-06	6.26E-09
A	GARDEN	NNE	1.60 2575.	3.06E-07	3.04E-07	2.58E-07	1.15E-09
A	GARDEN	NE	1.20 1931.	4.96E-07	4.95E-07	4.28E-07	3.29E-09
A	GARDEN	ENE	2.70 4345.	1.15E-07	1.14E-07	9.20E-08	6.45E-10
A	GARDEN	E	2.20 3541.	1.70E-07	1.69E-07	1.40E-07	1.07E-09
A	GARDEN	ESE	2.30 3701.	1.51E-07	1.50E-07	1.23E-07	1.05E-09
A	GARDEN	SE	1.80 2897.	2.45E-07	2.44E-07	2.04E-07	1.91E-09
A	GARDEN	SSE	1.60 2575.	3.55E-07	3.53E-07	2.99E-07	2.44E-09
A	GARDEN	S	1.50 2414.	2.78E-07	2.77E-07	2.36E-07	1.38E-09
A	BEEF COW	NE	2.90 4667.	1.38E-07	1.36E-07	1.09E-07	7.06E-10
A	BEEF COW	ENE	4.00 6437.	6.51E-08	6.43E-08	4.98E-08	3.20E-10
A	BEEF COW	E	3.50 5633.	8.64E-08	8.56E-08	6.73E-08	4.71E-10
A	BEEF COW	ESE	4.00 6437.	6.70E-08	6.63E-08	5.13E-08	3.93E-10
A	BEEF COW	SSE	3.00 4828.	1.41E-07	1.40E-07	1.12E-07	8.11E-10
A	DAIRY COW	SE	4.30 6920.	6.83E-08	6.75E-08	5.18E-08	4.09E-10
A	GOAT	NE	3.20 5150.	1.19E-07	1.18E-07	9.39E-08	5.93E-10
A	GOAT	ESE	3.00 4828.	1.02E-07	1.01E-07	8.10E-08	6.55E-10

VENT AND BUILDING PARAMETERS:

RELEASE HEIGHT (METERS)	58.10
DIAMETER (METERS)	0.00
EXIT VELOCITY (METERS)	0.00

REP. WIND HEIGHT (METERS)	10.0
BUILDING HEIGHT (METERS)	58.1
BLDG.MIN.CRS.SEC.AREA (SQ.METERS)	2000.0
HEAT EMISSION RATE (CAL/SEC)	0.0

ALL GROUND LEVEL RELEASES.

TABLE 1.3

Revision 15

***** PALISADES XOQDOQ82 ***** USING 01/01/92 - 12/31/96 MET DATA *****

GROUND LEVEL RELEASE - TOP OF CONTAINMENT BUILDING
SPECIFIC POINTS OF INTEREST

RELEASE ID	TYPE OF LOCATION	DIRECTION FROM SITE	DISTANCE (MILES)	(METERS)	X/Q (SEC/CUB.METER) NO DECAY UNDEPLETED	X/Q (SEC/CUB.METER) 2.260 DAY DECAY UNDEPLETED	X/Q (SEC/CUB.METER) 8.000 DAY DECAY DEPLETED	D/Q (PER SQ.METER)
A	SITE BOUNDARY	NNE	0.50	805.	1.72E-06	1.71E-06	1.57E-06	8.19E-09
A	SITE BOUNDARY	NE	0.65	1046.	1.22E-06	1.22E-06	1.10E-06	9.30E-09
A	SITE BOUNDARY	ENE	0.87	1400.	5.99E-07	5.98E-07	5.29E-07	4.58E-09
A	SITE BOUNDARY	E	0.82	1320.	7.28E-07	7.27E-07	6.45E-07	5.86E-09
A	SITE BOUNDARY	ESE	0.76	1223.	7.85E-07	7.83E-07	6.98E-07	7.04E-09
A	SITE BOUNDARY	SE	0.63	1014.	1.18E-06	1.18E-06	1.06E-06	1.14E-08
A	SITE BOUNDARY	SSE	0.48	772.	2.13E-06	2.12E-06	1.95E-06	1.86E-08
A	SITE BOUNDARY	S	0.42	676.	1.78E-06	1.78E-06	1.64E-06	1.16E-08
A	SITE BOUNDARY	SSW	0.48	772.	1.16E-06	1.15E-06	1.06E-06	6.26E-09
A	RESIDENCE	NNE	1.10	1770.	5.23E-07	5.21E-07	4.55E-07	2.20E-09
A	RESIDENCE	NE	1.20	1931.	4.96E-07	4.95E-07	4.28E-07	3.29E-09
A	RESIDENCE	ENE	1.30	2092.	3.33E-07	3.31E-07	2.85E-07	2.30E-09
A	RESIDENCE	E	1.00	1609.	5.44E-07	5.42E-07	4.76E-07	4.19E-09
A	RESIDENCE	ESE	1.00	1609.	5.21E-07	5.20E-07	4.56E-07	4.42E-09
A	RESIDENCE	SE	1.00	1609.	5.87E-07	5.86E-07	5.14E-07	5.25E-09
A	RESIDENCE	SSE	0.70	1127.	1.21E-06	1.20E-06	1.08E-06	1.00E-08
A	RESIDENCE	S	0.50	805.	1.38E-06	1.38E-06	1.26E-06	8.79E-09
A	RESIDENCE	SSW	0.70	1127.	6.50E-07	6.49E-07	5.81E-07	3.37E-09
A	BEEF COW	NE	2.90	4667.	1.38E-07	1.36E-07	1.09E-07	7.06E-10
A	BEEF COW	ENE	4.00	6437.	6.51E-08	6.43E-08	4.98E-08	3.20E-10
A	BEEF COW	E	3.50	5633.	8.64E-08	8.56E-08	6.73E-08	4.71E-10
A	BEEF COW	ESE	4.00	6437.	6.70E-08	6.63E-08	5.13E-08	3.93E-10
A	BEEF COW	SSE	3.00	4828.	1.41E-07	1.40E-07	1.12E-07	8.11E-10
A	DAIRY COW	SE	4.30	6920.	6.83E-08	6.75E-08	5.18E-08	4.09E-10
A	GOAT	NE	3.20	5150.	1.19E-07	1.18E-07	9.39E-08	5.93E-10
A	GOAT	ESE	3.00	4828.	1.02E-07	1.01E-07	8.10E-08	6.55E-10

VENT AND BUILDING PARAMETERS:

RELEASE HEIGHT (METERS)	58.10
DIAMETER (METERS)	0.00
EXIT VELOCITY (METERS)	0.00

REP. WIND HEIGHT (METERS)	10.0
BUILDING HEIGHT (METERS)	58.1
BLDG. MIN. CRS. SEC. AREA (SQ. METERS)	2000.0
HEAT EMISSION RATE (CAL/SEC)	0.0

ALL GROUND LEVEL RELEASES.

TABLE 1.3

Revision 15

PALISADES NUCLEAR PLANT
OFFSITE DOSE CALCULATION MANUAL

Revision 15

TABLE 1.4

1999 PALISADES LAND USE CENSUS

Distance to the nearest residence, garden, dairy/beef cattle, and goat in each sector.

<u>SECTOR</u>	<u>RESIDENCE</u>	<u>GARDEN</u>	<u>BEEF CATTLE</u>	<u>DAIRY COW</u>	<u>GOAT</u>
NNE	1.1 mi	1.8 mi	> 5 mi	> 5 mi	> 5 mi
NE	1.2 mi	1.2 mi	2.9 mi	> 5 mi	3.2 mi
ENE	1.3 mi	3.3 mi	1.8 mi	> 5 mi	4.0 mi
E	1.0 mi	2.1 mi	3.5 mi	> 5 mi	> 5 mi
ESE	1.0 mi	** 1.0 mi	*4.0 mi	> 5 mi	> 5.0 mi
SE	1.0 mi	** 1.0 mi	*4.0 mi	4.3 mi	4.3 mi
SSE	0.7 mi	1.6 mi	> 5.0 mi	> 5 mi	> 5 mi
S	0.5 mi	> 5 mi	> 5 mi	> 5 mi	4.7 mi
SSW	0.7 mi	4.9 mi	> 5 mi	> 5 mi	> 5 mi

* Note: Farm bisected by ESE/SE boundary line.

**Note: Garden bisected by ESE/SE sector line.

PALISADES NUCLEAR PLANT
OFFSITE DOSE CALCULATION MANUAL

Revision 15

TABLE 1.4a

1999 PALISADES LAND USE CENSUS

Critical Receptor Items

<u>Sector</u>	<u>Distance Miles</u>	<u>Location/Description</u>	<u>Item</u>	<u>*X/Q (sec/m³)</u>
SSE	0.48	Site Boundary	N/A	2.13E-06
S	0.50	Residence, Palisades Park; 1/2 mile west of 29th Avenue and Blue Star intersection	Residence	1.38E-06
SE	1.0	77550 28th Avenue	Garden	5.87E-07
ENE	1.8	22595 76th Ave .3 miles N of 24th, East side of road	Beef Cattle	2.14E-07
SE	4.3	72401 36th Ave	Dairy Cow	6.83E-08
NE	3.2	C Bernt 18019 M-140	Goat	1.19E-07

*Based on Palisades 5-year composite meteorological data, 1992 - 1996.

PALISADES NUCLEAR PLANT
OFFSITE DOSE CALCULATION MANUAL

Revision 15

TABLE 1.5

DOSE FACTORS FOR SUBMERSION IN NOBLE GASES*

	<u>DFR¹</u>	<u>DFY²</u>	<u>DFS¹</u>	<u>DFB²</u>
Kr-85m	1.17(+3) ³	1.23(+3)	1.46(+3)	1.97(+3)
Kr-85	1.61(+1)	1.72(+1)	1.34(+3)	1.95(+3)
Kr-87	5.92(+3)	6.17(+3)	9.73(+3)	1.03(+4)
Kr-88	1.47(+4)	1.52(+4)	2.37(+3)	2.93(+3)
Kr-89	1.66(+4)	1.73(+4)	1.01(+4)	1.06(+4)
Xe-131m	9.15(+1)	1.56(+2)	4.76(+2)	1.11(+3)
Xe-133m	2.51(+2)	3.27(+2)	9.94(+2)	1.48(+3)
Xe-133	2.94(+2)	3.53(+2)	3.06(+2)	1.05(+3)
Xe-135m	3.12(+3)	3.36(+3)	7.11(+2)	7.39(+3)
Xe-135	1.81(+3)	1.92(+3)	1.86(+3)	2.46(+3)
Xe-137	1.42(+3)	1.51(+3)	1.22(+4)	1.27(+4)
Xe-138	8.83(+3)	9.21(+3)	4.13(+3)	4.75(+3)
Ar-41	8.84(+3)	9.30(+3)	2.69(+3)	3.28(+3)

1. mrem/y per $\mu\text{Ci}/\text{m}^3$
2. mrad/y per $\mu\text{Ci}/\text{m}^3$
3. $1.17(+3) = 1.17 \times 10^3$

*Dose factors for exposure to a semi-infinite cloud of noble gases. Values were obtained from USNRC Regulatory Guide 1.109, Revision 1 (October 1977).

PALISADES NUCLEAR PLANT
OFFSITE DOSE CALCULATION MANUAL

Revision 15

TABLE 1.6

STABLE ELEMENT TRANSFER DATA

<u>ELEMENT</u>	<u>F_m - MILK (COW)</u> <u>(DAYS/L)</u>	<u>F_m - MILK (GOAT)</u> <u>(DAYS/L)</u>	<u>F_f - MEAT</u> <u>(DAYS/KG)</u>	<u>B_{iv}</u> <u>(VEG/SOIL)</u>
H	1.0E-02	1.7E-01	1.2E-02	4.8E-00
C	1.2E-02	1.0E-01	3.1E-02	5.5E-00
Na	4.0E-02	4.0E-02	3.0E-02	5.2E-02
P	2.5E-02	2.5E-01	4.6E-02	1.1E-00
Cr	2.2E-03	2.2E-03	2.4E-03	2.5E-04
Mn	2.5E-04	2.5E-04	8.0E-04	2.9E-02
Fe	1.2E-03	1.3E-04	4.0E-02	6.6E-04
Co	1.0E-03	1.0E-03	1.3E-02	9.4E-03
Ni	6.7E-03	6.7E-03	5.3E-02	1.9E-02
Cu	1.4E-02	1.3E-02	8.0E-03	1.2E-01
Zn	3.9E-02	3.9E-02	3.0E-02	4.0E-01
Rb	3.0E-02	3.0E-02	3.1E-02	1.3E-01
Sr	8.0E-04	1.4E-02	6.0E-04	1.7E-02
Y	1.0E-05	1.0E-05	4.6E-03	2.6E-03
Zr	5.0E-06	5.0E-06	3.4E-02	1.7E-04
Nb	2.5E-03	2.5E-03	2.8E-01	9.4E-03
Mo	7.5E-03	7.5E-03	8.0E-03	1.2E-01
Tc	2.5E-02	2.5E-02	4.0E-01	2.5E-01
Ru	1.0E-06	1.0E-06	4.0E-01	5.0E-02
Rh	1.0E-02	1.0E-02	1.5E-03	1.3E+01
Ag	5.0E-02	5.0E-02	1.7E-02	1.5E-01
Te	1.0E-03	1.0E-03	7.7E-02	1.3E-00
I	6.0E-03	6.0E-02	2.9E-03	2.0E-02
Cs	1.2E-02	3.0E-01	4.0E-03	1.0E-02
Ba	4.0E-04	4.0E-04	3.2E-03	5.0E-03
La	5.0E-06	5.0E-06	2.0E-04	2.5E-03
Ce	1.0E-04	1.0E-04	1.2E-03	2.5E-03
Pr	5.0E-06	5.0E-06	4.7E-03	2.5E-03
Nd	5.0E-06	5.0E-06	3.3E-03	2.4E-03
W	5.0E-04	5.0E-04	1.3E-03	1.8E-02
Np	5.0E-06	5.0E-06	2.0E-04	2.5E-03

PALISADES NUCLEAR PLANT
OFFSITE DOSE CALCULATION MANUAL

Revision 15

TABLE 1.7

INFANT INHALATION DOSE COMMITMENT FACTORS (MREM/50Y PER PCI INHALED IN FIRST YR)							
ISOTOPE	BONE	LIVER	TOTAL BODY	THYROID	KIDNEY	LUNG	GI-LLI
H3*	0.	4.62E-07	4.62E-07	4.62E-07	4.62E-07	4.62E-07	4.62E-07
BE10	9.49E-04	1.25E-04	2.65E-05	0.	0.	1.49E-03	1.73E-05
C14	1.89E-05	3.79E-06	3.79E-06	3.79E-06	3.79E-06	3.79E-06	3.79E-06
N13	4.39E-08	4.39E-08	4.39E-08	4.39E-08	4.39E-08	4.39E-08	4.39E-08
F18	3.92E-06	0.	3.33E-07	0.	0.	0.	6.10E-07
NA22	7.37E-05	7.37E-05	7.37E-05	7.37E-05	7.37E-05	7.37E-05	7.37E-05
NA24	7.54E-06	7.54E-06	7.54E-06	7.54E-06	7.54E-06	7.54E-06	7.54E-06
P32	1.45E-03	8.03E-05	5.53E-05	0.	0.	0.	1.15E-05
AR39	0.	0.	0.	0.	0.	1.00E-08	0.
AR41	0.	0.	0.	0.	0.	3.14E-08	0.
CA41	7.48E-05	0.	8.16E-06	0.	0.	6.94E-02	2.96E-07
SC46	3.75E-04	5.41E-04	1.69E-04	0.	3.56E-04	0.	2.19E-05
CR51	0.	0.	6.39E-08	4.11E-08	9.45E-09	9.17E-06	2.55E-07
MN54	0.	1.81E-05	3.56E-06	0.	3.56E-06	7.14E-04	5.04E-06
MN56	0.	1.10E-09	1.58E-10	0.	7.86E-10	8.95E-06	5.12E-05
FE55	1.41E-05	8.39E-06	2.38E-06	0.	0.	6.21E-05	7.82E-07
FE59	9.69E-06	1.68E-05	6.77E-06	0.	0.	7.25E-04	1.77E-05
CO57	0.	4.65E-07	4.58E-07	0.	0.	2.71E-04	3.47E-06
CO58	0.	8.71E-07	1.30E-06	0.	0.	5.55E-04	7.95E-06
CO60	0.	5.73E-06	8.41E-06	0.	0.	3.22E-03	2.28E-05
NI59	1.81E-05	5.44E-06	3.10E-06	0.	0.	5.48E-05	6.34E-07
NI63	2.42E-04	1.46E-05	8.29E-06	0.	0.	1.49E-04	1.73E-06
NI65	1.71E-09	2.03E-10	8.79E-11	0.	0.	5.80E-06	3.58E-05
CU64	0.	1.34E-09	5.53E-10	0.	2.84E-09	6.64E-06	1.07E-05
ZN65	1.38E-05	4.47E-05	2.22E-05	0.	2.32E-05	4.62E-04	3.67E-05
ZN69M + D	8.98E-09	1.84E-08	1.67E-09	0.	7.45E-09	1.91E-05	2.92E-05
ZN69	3.85E-11	6.91E-11	5.13E-12	0.	2.87E-11	1.05E-06	9.44E-06
SE79	0.	2.25E-06	4.20E-07	0.	2.47E-06	2.99E-04	3.46E-06
BR82	0.	0.	9.49E-06	0.	0.	0.	0.
BR83 + D	0.	0.	2.72E-07	0.	0.	0.	0.
BR84	0.	0.	2.86E-07	0.	0.	0.	0.
BR85	0.	0.	1.46E-08	0.	0.	0.	0.
KR83M	0.	0.	0.	0.	0.	2.50E-09	0.
KR85M	0.	0.	0.	0.	0.	1.31E-08	0.
KR85	0.	0.	0.	0.	0.	1.16E-08	0.
KR87	0.	0.	0.	0.	0.	6.59E-08	0.
KR88 + D	0.	0.	0.	0.	0.	1.38E-07	0.
KR89	0.	0.	0.	0.	0.	8.67E-08	0.
RB86	0.	1.36E-04	6.30E-05	0.	0.	0.	2.17E-06
RB87	0.	7.11E-05	2.64E-05	0.	0.	0.	2.99E-07
RB88	0.	3.98E-07	2.05E-07	0.	0.	0.	2.42E-07
RB89 + D	0.	2.29E-07	1.47E-07	0.	0.	0.	4.87E-08
SR89 + D	2.84E-04	0.	8.15E-06	0.	0.	1.45E-03	4.57E-05
SR90 + D	2.92E-02	0.	1.85E-03	0.	0.	8.03E-03	9.36E-05
SR91 + D	6.83E-08	0.	2.47E-09	0.	0.	3.76E-05	5.24E-05
SR92 + D	7.50E-09	0.	2.79E-10	0.	0.	1.70E-05	1.00E-04

Includes a 50% increase to account for percutaneous transpiration.

PALISADES NUCLEAR PLANT
OFFSITE DOSE CALCULATION MANUAL

Revision 15

TABLE 1.7 (continued)

INFANT INHALATION DOSE COMMITMENT FACTORS (MREM/50Y PER PCI INHALED IN FIRST YR)							
ISOTOPE	BONE	LIVER	TOTAL BODY	THYROID	KIDNEY	LUNG	GI-LLI
Y90	2.35E-06	0.	6.30E-08	0.	0.	1.92E-04	7.43E-05
Y91M + D	2.91E-10	0.	9.90E-12	0.	0.	1.99E-06	1.68E-06
Y91	4.20E-04	0.	1.12E-05	0.	0.	1.75E-03	5.02E-05
Y92	1.17E-08	0.	3.29E-10	0.	0.	1.75E-05	9.04E-05
Y93	1.07E-07	0.	2.91E-09	0.	0.	5.46E-05	1.19E-04
ZR93 + D	2.24E-04	9.51E-05	6.18E-05	0.	3.19E-04	1.37E-03	1.48E-05
ZR95 + D	8.24E-05	1.99E-05	1.45E-05	0.	2.22E-05	1.25E-03	1.55E-05
ZR97 + D	1.07E-07	1.83E-08	8.36E-09	0.	1.85E-08	7.88E-05	1.00E-04
NB93M	1.38E-04	3.59E-05	1.15E-05	0.	3.68E-05	2.09E-04	2.47E-06
NB95	1.12E-05	4.59E-06	2.70E-06	0.	3.37E-06	3.42E-04	9.05E-06
NB97	2.44E-10	5.21E-11	1.88E-11	0.	4.07E-11	2.37E-06	1.92E-05
MO93	0.	6.46E-06	2.22E-07	0.	1.54E-06	3.40E-04	3.76E-06
MO99 + D	0.	1.18E-07	2.31E-08	0.	1.89E-07	9.63E-05	3.48E-05
TC99M	9.98E-13	2.06E-12	2.66E-11	0.	2.22E-11	5.79E-07	1.45E-06
TC99	2.09E-07	2.68E-07	8.85E-08	0.	2.49E-06	6.77E-04	7.82E-06
TC101	4.65E-14	5.88E-14	5.80E-13	0.	6.99E-13	4.17E-07	6.03E-07
RU103 + D	1.44E-06	0.	4.85E-07	0.	3.03E-06	3.94E-04	1.15E-05
RU105 + D	8.74E-10	0.	2.93E-10	0.	6.42E-10	1.12E-05	3.46E-05
RU106 + D	6.20E-05	0.	7.77E-06	0.	7.61E-05	8.26E-03	1.17E-04
RH105	8.26E-09	5.41E-09	3.63E-09	0.	1.50E-08	2.08E-05	1.37E-05
PD107	0.	4.92E-07	4.11E-08	0.	2.75E-06	6.34E-05	7.33E-07
PD109	0.	3.92E-09	1.05E-09	0.	1.28E-08	1.68E-05	2.85E-05
AG110M + D	7.13E-06	5.16E-06	3.57E-06	0.	7.80E-06	2.62E-03	2.36E-05
AG111	3.75E-07	1.45E-07	7.75E-08	0.	3.05E-07	2.06E-04	3.02E-05
CD113M	0.	6.67E-04	2.64E-05	0.	5.80E-04	1.40E-03	1.65E-05
CD115M	0.	1.73E-04	6.19E-06	0.	9.41E-05	1.47E-03	5.02E-05
SN123	2.09E-04	4.21E-06	7.28E-06	4.27E-06	0.	2.22E-03	4.08E-05
SN125 + D	1.01E-05	2.51E-07	6.00E-07	2.47E-07	0.	6.43E-04	7.26E-05
SN126 + D	8.30E-04	1.44E-05	3.52E-05	3.84E-06	0.	4.93E-03	1.65E-05
SB124	2.71E-05	3.97E-07	8.56E-06	7.18E-08	0.	1.89E-03	4.22E-05
SB125 + D	3.69E-05	3.41E-07	7.78E-06	4.45E-08	0.	1.17E-03	1.05E-05
SB126	3.08E-06	6.01E-08	1.11E-06	2.35E-08	0.	6.88E-04	5.33E-05
SB127	2.82E-07	5.04E-09	8.76E-08	3.60E-09	0.	1.54E-04	3.78E-05
TE125M	3.40E-06	1.42E-06	4.70E-07	1.16E-06	0.	3.19E-04	9.22E-06
TE127M + D	1.19E-05	4.93E-06	1.48E-06	3.48E-06	2.68E-05	9.37E-04	1.95E-05
TE127	1.59E-09	6.81E-10	3.49E-10	1.32E-09	3.47E-09	7.39E-06	1.74E-05
TE129M + D	1.01E-05	4.35E-06	1.59E-06	3.91E-06	2.27E-05	1.20E-03	4.93E-05
TE129	5.63E-11	2.48E-11	1.34E-11	4.82E-11	1.25E-10	2.14E-06	1.88E-05
TE131M + D	7.62E-08	3.93E-08	2.59E-08	6.38E-08	1.89E-07	1.42E-04	8.51E-05
TE131 + D	1.24E-11	5.87E-12	3.57E-12	1.13E-11	2.85E-11	1.47E-06	5.87E-06
TE132 + D	2.66E-07	1.69E-07	1.26E-07	1.99E-07	7.39E-07	2.43E-04	3.15E-05
TE133M + D	6.13E-11	3.59E-11	2.74E-11	5.52E-11	1.72E-10	3.92E-06	1.59E-05
TE134 + D	3.18E-11	2.04E-11	1.68E-11	2.91E-11	9.59E-11	2.93E-06	2.53E-06
I129	2.16E-05	1.59E-05	1.16E-05	1.04E-02	1.88E-05	0.	2.12E-07
I130	4.54E-06	9.91E-06	3.98E-06	1.14E-03	1.09E-05	0.	1.42E-06
I131 + D	2.71E-05	3.17E-05	1.40E-05	1.06E-02	3.70E-05	0.	7.56E-07

PALISADES NUCLEAR PLANT
OFFSITE DOSE CALCULATION MANUAL

Revision 15

TABLE 1.7 (continued)

INFANT INHALATION DOSE COMMITMENT FACTORS (MREM/50Y PER PCI INHALED IN FIRST YR)							
ISOTOPE	BONE	LIVER	TOTAL BODY	THYROID	KIDNEY	LUNG	GI-LLI
I132	1.21E-06	2.53E-06	8.99E-07	1.21E-04	2.82E-06	0.	1.36E-06
I133 + D	9.46E-06	1.37E-05	4.00E-06	2.54E-03	1.60E-05	0.	1.54E-06
I134	6.58E-07	1.34E-06	4.75E-07	3.18E-05	1.49E-06	0.	9.21E-07
I135 + D	2.76E-06	5.43E-06	1.98E-06	4.97E-04	6.05E-06	0.	1.31E-06
XE131M	0.	0.	0.	0.	0.	6.77E-09	0.
XE133M	0.	0.	0.	0.	0.	8.89E-09	0.
XE133	0.	0.	0.	0.	0.	7.41E-09	0.
XE135M	0.	0.	0.	0.	0.	8.05E-09	0.
XE135	0.	0.	0.	0.	0.	1.80E-08	0.
XE137	0.	0.	0.	0.	0.	8.30E-08	0.
XE138 + D	0.	0.	0.	0.	0.	9.78E-08	0.
CS134M + D	1.32E-07	2.10E-07	1.11E-07	0.	8.50E-08	2.00E-08	1.16E-07
CS134	2.83E-04	5.02E-04	5.32E-05	0.	1.36E-04	5.69E-05	9.53E-07
CS135	1.00E-04	8.66E-05	4.73E-06	0.	2.58E-05	1.01E-05	2.18E-07
CS136	3.45E-05	9.61E-05	3.78E-05	0.	4.03E-05	8.40E-06	1.02E-06
CS137 + D	3.92E-04	4.37E-04	3.25E-05	0.	1.23E-04	5.09E-05	9.53E-07
CS138	3.61E-07	5.58E-07	2.84E-07	0.	2.93E-07	4.67E-08	6.26E-07
CS139 + D	2.32E-07	3.03E-07	1.22E-07	0.	1.65E-07	2.53E-08	1.33E-08
BA139	1.06E-09	7.03E-13	3.07E-11	0.	4.23E-13	4.25E-06	3.64E-05
BA140 + D	4.00E-05	4.00E-08	2.07E-06	0.	9.59E-09	1.14E-03	2.74E-05
BA141 + D	1.12E-10	7.70E-14	3.55E-12	0.	4.64E-14	2.12E-06	3.39E-06
BA142 + D	2.84E-11	2.36E-14	1.40E-12	0.	1.36E-14	1.11E-06	4.95E-07
LA140	3.61E-07	1.43E-07	3.68E-08	0.	0.	1.20E-04	6.06E-05
LA141	4.85E-09	1.40E-09	2.45E-10	0.	0.	1.22E-05	5.96E-05
LA142	7.36E-10	2.69E-10	6.46E-11	0.	0.	5.87E-06	4.25E-05
CE141	1.98E-05	1.19E-05	1.42E-06	0.	3.75E-06	3.69E-04	1.54E-05
CE143 + D	2.09E-07	1.38E-07	1.58E-08	0.	4.03E-08	8.30E-05	3.55E-05
CE144 + D	2.28E-03	8.65E-04	1.26E-04	0.	3.84E-04	7.03E-03	1.06E-04
PR143	1.00E-05	3.74E-06	4.99E-07	0.	1.41E-06	3.09E-04	2.66E-05
PR144	3.42E-11	1.32E-11	1.72E-12	0.	4.80E-12	1.15E-06	3.06E-06
ND147 + D	5.67E-06	5.81E-06	3.57E-07	0.	2.25E-06	2.30E-04	2.23E-05
PM147	3.91E-04	3.07E-05	1.56E-05	0.	4.93E-05	4.55E-04	5.75E-06
PM148M + D	5.00E-05	1.24E-05	9.94E-06	0.	1.45E-05	1.22E-03	3.37E-05
PM148	3.34E-06	4.82E-07	2.44E-07	0.	5.76E-07	3.20E-04	6.04E-05
PM149	3.10E-07	4.08E-08	1.78E-08	0.	4.96E-08	6.50E-05	3.01E-05
PM151	7.52E-08	1.10E-08	5.55E-09	0.	1.30E-08	3.25E-05	2.58E-05
SM151	3.38E-04	6.45E-05	1.63E-05	0.	5.24E-05	2.98E-04	3.46E-06
SM153	1.53E-07	1.18E-07	9.06E-09	0.	2.47E-08	3.70E-05	1.93E-05
EU152	7.83E-04	1.77E-04	1.72E-04	0.	5.94E-04	1.48E-03	9.88E-06
EU154	2.96E-03	3.46E-04	2.45E-04	0.	1.14E-03	3.05E-03	2.84E-05
EU155	5.97E-04	5.72E-05	3.46E-05	0.	1.58E-04	5.20E-04	5.19E-05
EU156	1.56E-05	9.59E-06	1.54E-06	0.	4.48E-06	6.12E-04	4.14E-05
TB160	1.12E-04	0.	1.40E-05	0.	3.20E-05	1.11E-03	2.14E-05
HO166M	1.45E-03	3.07E-04	2.51E-04	0.	4.22E-04	2.05E-03	1.65E-05
W181	4.86E-08	1.46E-08	1.67E-09	0.	0.	1.33E-05	2.63E-07
W185	1.57E-06	4.83E-07	5.58E-08	0.	0.	4.48E-04	1.12E-05
W187	9.26E-09	6.44E-09	2.23E-09	0.	0.	2.83E-05	2.54E-05

PALISADES NUCLEAR PLANT
OFFSITE DOSE CALCULATION MANUAL

Revision 15

TABLE 1.7 (continued)

INFANT INHALATION DOSE COMMITMENT FACTORS (MREM/50Y PER PCI INHALED IN FIRST YR)							
ISOTOPE	BONE	LIVER	TOTAL BODY	THYROID	KIDNEY	LUNG	GI-LLI
PB210 + D	8.62E-02	2.02E-02	3.43E-03	0.	6.85E-02	1.76E-01	3.79E-05
BI210 + D	0.	1.33E-05	1.18E-06	0.	1.03E-04	9.96E-03	3.27E-05
PO210	2.98E-03	5.63E-03	7.12E-04	0.	1.30E-02	2.40E-01	4.36E-05
RN222 + D	0.	0.	0.	0.	0.	9.88E-06	0.
RA223 + D	1.56E-03	2.26E-06	3.12E-04	0.	4.16E-05	2.25E-01	3.04E-04
RA224 + D	1.77E-04	4.00E-07	3.54E-05	0.	7.30E-06	7.91E-02	3.42E-04
RA225 + D	2.57E-03	2.88E-06	5.13E-04	0.	5.31E-05	2.57E-01	2.87E-04
RA226 + D	2.48E-01	1.46E-05	2.05E-01	0.	2.94E-04	7.83E-01	3.05E-04
RA228 + D	1.60E-01	7.61E-06	1.80E-01	0.	1.53E-04	1.09E-00	5.19E-05
AC225	3.69E-03	4.72E-03	2.48E-04	0.	3.49E-04	1.96E-01	2.71E-04
AC227 + D	5.29E + 00	8.76E-01	3.28E-01	0.	1.86E-01	1.62E + 00	5.27E-05
TH227 + D	1.82E-03	3.03E-05	5.24E-05	0.	1.13E-04	3.27E-01	3.53E-04
TH228 + D	8.46E-01	1.10E-02	2.86E-02	0.	5.61E-02	4.65E + 00	3.62E-04
TH229	1.34E + 01	1.82E-01	6.62E-01	0.	8.99E-01	1.22E + 01	3.29E-04
TH230	3.46E + 00	1.79E-01	9.65E-02	0.	8.82E-01	2.18E + 00	3.87E-05
TH232 + D	3.86E + 00	1.53E-01	2.29E-01	0.	7.54E-01	2.09E + 00	3.29E-05
TH234	1.33E-05	7.17E-07	3.84E-07	0.	2.70E-06	1.62E-03	7.40E-05
PA231 + D	9.10E + 00	3.00E-01	3.62E-01	0.	1.62E + 00	3.85E-01	4.61E-05
PA233	6.84E-06	1.32E-06	1.19E-06	0.	3.68E-06	2.19E-04	9.04E-06
U232 + D	2.57E-01	0.	2.13E-02	0.	2.40E-02	1.49E + 00	4.36E-05
U233 + D	5.44E-02	0.	3.83E-03	0.	1.09E-02	3.56E-01	4.03E-05
U234	5.22E-02	0.	3.75E-03	0.	1.07E-02	3.49E-01	3.95E-05
U235 + D	5.01E-02	0.	3.52E-03	0.	1.01E-02	3.28E-01	5.02E-05
U236	5.01E-02	0.	3.60E-03	0.	1.03E-02	3.35E-01	3.71E-05
U237	3.25E-07	0.	8.65E-08	0.	8.08E-07	9.13E-05	1.31E-05
U238 + D	4.79E-02	0.	3.29E-03	0.	9.40E-03	3.06E-01	3.54E-05
NP237 + D	3.03E + 00	2.32E-01	1.26E-01	0.	7.69E-01	3.49E-01	5.10E-05
NP238	2.67E-06	6.73E-08	4.16E-08	0.	1.47E-07	9.19E-05	2.58E-05
NP239	2.65E-07	2.37E-08	1.34E-08	0.	4.73E-08	4.25E-05	1.78E-05
PU238	5.02E + 00	6.33E-01	1.27E-01	0.	4.64E-01	9.03E-01	4.69E-05
PU239	5.50E + 00	6.72E-01	1.34E-01	0.	4.95E-01	8.47E-01	4.28E-05
PU240	6.49E + 00	6.71E-01	1.34E-01	0.	4.94E-01	8.47E-01	4.36E-05
PU241 + D	1.55E-01	6.69E-03	3.11E-03	0.	1.15E-02	7.62E-04	8.97E-07
PU242	5.09E + 00	6.47E-01	1.29E-01	0.	4.77E-01	8.15E-01	4.20E-05
PU244	5.95E + 00	7.40E-01	1.48E-01	0.	5.46E-01	9.33E-01	6.26E-05
AM241	1.84E + 00	8.44E-01	1.31E-01	0.	7.94E-01	4.06E-01	4.78E-05
AM242M	1.90E + 00	8.24E-01	1.35E-01	0.	8.03E-01	1.64E-01	6.01E-05
AM243	1.82E + 00	8.10E-01	1.27E-01	0.	7.72E-01	3.85E-01	5.60E-05
CM242	8.58E-02	7.44E-02	5.70E-03	0.	1.69E-02	2.97E-01	5.10E-05
CM243	1.73E + 00	7.94E-01	1.06E-01	0.	3.91E-01	4.24E-01	5.02E-05
CM244	1.43E + 00	7.04E-01	8.89E-02	0.	3.21E-01	4.08E-01	4.86E-05
CM245	2.26E + 00	8.80E-01	1.36E-01	0.	5.23E-01	3.92E-01	4.53E-05
CM246	2.24E + 00	8.79E-01	1.36E-01	0.	5.23E-01	3.99E-01	4.45E-05
CM247 + D	2.18E + 00	8.64E-01	1.33E-01	0.	5.15E-01	3.92E-01	5.85E-05
CM248	1.82E + 01	7.12E + 00	1.10E + 00	0.	4.24E + 00	3.23E + 00	9.43E-04
CF252	4.26E + 00	0.	1.01E-01	0.	0.	1.37E + 00	1.85E-04

PALISADES NUCLEAR PLANT
OFFSITE DOSE CALCULATION MANUAL

Revision 15

TABLE 1.7 (contd)

CHILD INHALATION DOSE COMMITMENT FACTORS (MREM/50Y PER PCI INHALED IN FIRST YR)							
ISOTOPE	BONE	LIVER	TOTAL BODY	THYROID	KIDNEY	LUNG	GI-LLI
H3*	0.	3.04E-07	3.04E-07	3.04E-07	3.04E-07	3.04E-07	3.04E-07
BE10	8.43E-04	9.83E-05	2.12E-05	0.	0.	7.41E-04	1.72E-05
C14	9.70E-06	1.82E-06	1.82E-06	1.82E-06	1.82E-06	1.82E-06	1.82E-06
N13	2.33E-08	2.33E-08	2.33E-08	2.33E-08	2.33E-08	2.33E-08	2.33E-08
F18	1.88E-06	0.	1.85E-07	0.	0.	0.	3.37E-07
NA22	4.41E-05	4.41E-05	4.41E-05	4.41E-05	4.41E-05	4.41E-05	4.41E-05
NA24	4.35E-06	4.35E-06	4.35E-06	4.35E-06	4.35E-06	4.35E-06	4.35E-06
P32	7.04E-04	3.09E-05	2.67E-05	0.	0.	0.	1.14E-05
AR39	0.	0.	0.	0.	0.	4.89E-09	0.
AR41	0.	0.	0.	0.	0.	1.68E-08	0.
CA41	7.06E-05	0.	7.70E-06	0.	0.	7.21E-02	2.94E-07
SC46	1.97E-04	2.70E-04	1.04E-04	0.	2.39E-04	0.	2.45E-05
CR51	0.	0.	4.17E-08	2.31E-08	6.57E-09	4.59E-06	2.93E-07
MN54	0.	1.16E-05	2.57E-06	0.	2.71E-06	4.26E-04	6.19E-06
MN56	0.	4.48E-10	8.43E-11	0.	4.52E-10	3.55E-06	3.33E-05
FE55	1.28E-05	6.80E-06	2.10E-06	0.	0.	3.00E-05	7.75E-07
FE59	5.59E-06	9.04E-06	4.51E-06	0.	0.	3.43E-04	1.91E-05
CO57	0.	2.44E-07	2.88E-07	0.	0.	1.37E-04	3.58E-06
CO58	0.	4.79E-07	8.55E-07	0.	0.	2.99E-04	9.29E-06
CO60	0.	3.55E-06	6.12E-06	0.	0.	1.91E-03	2.60E-05
NI59	1.66E-05	4.67E-06	2.83E-06	0.	0.	2.73E-05	6.29E-07
NI63	2.22E-04	1.25E-05	7.56E-06	0.	0.	7.43E-05	1.71E-06
NI65	8.08E-10	7.99E-11	4.44E-11	0.	0.	2.21E-06	2.27E-05
CU64	0.	5.39E-10	2.90E-10	0.	1.63E-09	2.59E-06	9.92E-06
ZN65	1.15E-05	3.06E-05	1.90E-05	0.	1.93E-05	2.69E-04	4.41E-06
ZN69M + D	4.26E-09	7.28E-09	8.59E-10	0.	4.22E-09	7.36E-06	2.71E-05
ZN69	1.81E-11	2.61E-11	2.41E-12	0.	1.58E-11	3.84E-07	2.75E-06
SE79	0.	1.23E-06	2.60E-07	0.	1.71E-06	1.49E-04	3.43E-06
BR82	0.	0.	5.66E-06	0.	0.	0.	0.
BR83 + D	0.	0.	1.28E-07	0.	0.	0.	0.
BR84	0.	0.	1.48E-07	0.	0.	0.	0.
BR85	0.	0.	6.84E-09	0.	0.	0.	0.
KR83M	0.	0.	0.	0.	0.	1.22E-09	0.
KR85M	0.	0.	0.	0.	0.	6.58E-09	0.
KR85	0.	0.	0.	0.	0.	5.66E-09	0.
KR87	0.	0.	0.	0.	0.	3.38E-08	0.
KR88 + D	0.	0.	0.	0.	0.	6.99E-08	0.
KR89	0.	0.	0.	0.	0.	4.55E-08	0.
RB86	0.	5.36E-05	3.09E-05	0.	0.	0.	2.16E-06
RB87	0.	3.16E-05	1.37E-05	0.	0.	0.	2.96E-07
RB88	0.	1.52E-07	9.90E-08	0.	0.	0.	4.66E-09
RB89 + D	0.	9.33E-08	7.83E-08	0.	0.	0.	5.11E-10
SR89 + D	1.62E-04	0.	4.66E-06	0.	0.	5.83E-04	4.52E-05
SR90 + D	2.73E-02	0.	1.74E-03	0.	0.	3.99E-03	9.28E-05
SR91 + D	3.28E-08	0.	1.24E-09	0.	0.	1.44E-05	4.70E-05
SR92 + D	3.54E-09	0.	1.42E-10	0.	0.	6.49E-06	6.55E-05

*Includes a 50% increase to account for percutaneous transpiration.

PALISADES NUCLEAR PLANT
OFFSITE DOSE CALCULATION MANUAL

Revision 15

TABLE 1.7 (contd)

CHILD INHALATION DOSE COMMITMENT FACTORS (MREM/50Y PER PCI INHALED IN FIRST YR)							
ISOTOPE	BONE	LIVER	TOTAL BODY	THYROID	KIDNEY	LUNG	GI-LLI
Y90	1.11E-06	0.	2.99E-08	0.	0.	7.07E-05	7.24E-05
Y91M + D	1.37E-10	0.	4.98E-12	0.	0.	7.60E-07	4.64E-07
Y91	2.47E-04	0.	6.59E-06	0.	0.	7.10E-04	4.97E-05
Y92	5.50E-09	0.	1.57E-10	0.	0.	6.46E-06	6.46E-05
Y93	5.04E-08	0.	1.38E-09	0.	0.	2.01E-05	1.05E-04
ZR93 + D	2.07E-04	7.80E-05	5.55E-05	0.	3.00E-04	7.10E-04	1.47E-05
ZR95 + D	5.13E-05	1.13E-05	1.00E-05	0.	1.61E-05	6.03E-04	1.65E-05
ZR97 + D	5.07E-08	7.34E-09	4.32E-09	0.	1.05E-08	3.06E-05	9.49E-05
NB93M	1.27E-04	3.17E-05	1.04E-05	0.	3.44E-05	1.04E-04	2.45E-06
NB95	6.35E-06	2.48E-06	1.77E-06	0.	2.33E-06	1.66E-04	1.00E-05
NB97	1.16E-10	2.08E-11	9.74E-12	0.	2.31E-11	9.23E-07	7.52E-06
MO93	0.	3.76E-06	1.35E-07	0.	1.06E-06	1.70E-04	3.78E-06
MO99 + D	0.	4.66E-08	1.15E-08	0.	1.06E-07	3.66E-05	3.42E-05
TC99M	4.81E-13	9.41E-13	1.56E-11	0.	1.37E-11	2.57E-07	1.30E-06
TC99	1.34E-07	1.49E-07	5.35E-08	0.	1.75E-06	3.37E-04	7.75E-06
TC101	2.19E-14	2.30E-14	2.91E-13	0.	3.92E-13	1.58E-07	4.41E-09
RU103 + D	7.55E-07	0.	2.90E-07	0.	1.90E-06	1.79E-04	1.21E-05
RU105 + D	4.13E-10	0.	1.50E-10	0.	3.63E-10	4.30E-06	2.69E-05
RU106 + D	3.68E-05	0.	4.57E-06	0.	4.97E-05	3.87E-03	1.16E-04
RH105	3.91E-09	2.10E-09	1.79E-09	0.	8.39E-09	7.82E-06	1.33E-05
PD107	0.	2.65E-07	2.51E-08	0.	1.97E-06	3.16E-05	7.26E-07
PD109	0.	1.48E-09	4.95E-10	0.	7.06E-09	6.16E-06	2.59E-05
AG110M + D	4.56E-06	3.08E-06	2.47E-06	0.	5.74E-06	1.48E-03	2.71E-05
AG111	1.81E-07	5.68E-08	3.75E-08	0.	1.71E-07	7.73E-05	2.98E-05
CD113M	0.	4.93E-04	2.12E-05	0.	5.13E-04	6.94E-04	1.63E-05
CD115M	0.	7.88E-05	3.39E-06	0.	5.93E-05	5.86E-04	4.97E-05
SN123	1.29E-04	2.14E-06	4.19E-06	2.27E-06	0.	9.59E-04	4.05E-05
SN125 + D	4.95E-06	9.94E-08	2.95E-07	1.03E-07	0.	2.43E-04	7.17E-05
SN126 + D	6.23E-04	1.04E-05	2.36E-05	2.84E-06	0.	3.02E-03	1.63E-05
SB124	1.55E-05	2.00E-07	5.41E-06	3.41E-08	0.	8.76E-04	4.43E-05
SB125 + D	2.66E-05	2.05E-07	5.59E-06	2.46E-08	0.	6.27E-04	1.09E-05
SB126	1.72E-06	2.62E-08	6.16E-07	1.00E-08	0.	2.86E-04	5.67E-05
SB127	1.36E-07	2.09E-09	4.70E-08	1.51E-09	0.	6.17E-05	3.82E-05
TE125M	1.82E-06	6.29E-07	2.47E-07	5.20E-07	0.	1.29E-04	9.13E-06
TE127M + D	6.72E-06	2.31E-06	8.16E-07	1.64E-06	1.72E-05	4.00E-04	1.93E-05
TE127	7.49E-10	2.57E-10	1.65E-10	5.30E-10	1.91E-09	2.71E-06	1.52E-05
TE129M + D	5.19E-06	1.85E-06	8.22E-07	1.71E-06	1.36E-05	4.76E-04	4.91E-05
TE129	2.64E-11	9.45E-12	6.44E-12	1.93E-11	6.94E-11	7.93E-07	6.89E-06
TE131M + D	3.63E-08	1.60E-08	1.37E-08	2.64E-08	1.08E-07	5.56E-05	8.32E-05
TE131 + D	5.87E-12	2.28E-12	1.78E-12	4.59E-12	1.59E-11	5.55E-07	3.60E-07
TE132 + D	1.30E-07	7.36E-08	7.12E-08	8.58E-08	4.79E-07	1.02E-04	3.72E-05
TE133M + D	2.93E-11	1.51E-11	1.50E-11	2.32E-11	1.01E-10	1.60E-06	4.77E-06
TE134 + D	1.53E-11	8.81E-12	9.40E-12	1.24E-11	5.71E-11	1.23E-06	4.87E-07
I129	1.05E-05	6.40E-06	5.71E-06	4.28E-03	1.08E-05	0.	2.15E-07
I130	2.21E-06	4.43E-06	2.28E-06	4.99E-04	6.61E-06	0.	1.38E-06
I131 + D	1.30E-05	1.30E-05	7.37E-06	4.39E-03	2.13E-05	0.	7.68E-07

PALISADES NUCLEAR PLANT
OFFSITE DOSE CALCULATION MANUAL

Revision 15

TABLE 1.7 (contd)

CHILD INHALATION DOSE COMMITMENT FACTORS (MREM/50Y PER PCI INHALED IN FIRST YR)							
ISOTOPE	BONE	LIVER	TOTAL BODY	THYROID	KIDNEY	LUNG	GI-LLI
I132	5.72E-07	1.10E-06	5.07E-07	5.23E-05	1.69E-06	0.	8.65E-07
I133 + D	4.48E-06	5.49E-06	2.08E-06	1.04E-03	9.13E-06	0.	1.48E-06
I134	3.17E-07	5.84E-07	2.69E-07	1.37E-05	8.92E-07	0.	2.58E-07
I135 + D	1.33E-06	2.36E-06	1.12E-06	2.14E-04	3.62E-06	0.	1.20E-06
XE131M	0.	0.	0.	0.	0.	3.30E-09	0.
XE133M	0.	0.	0.	0.	0.	4.36E-09	0.
XE133	0.	0.	0.	0.	0.	3.66E-09	0.
XE135M	0.	0.	0.	0.	0.	4.48E-09	0.
XE135	0.	0.	0.	0.	0.	9.09E-09	0.
XE137	0.	0.	0.	0.	0.	4.07E-08	0.
XE138 + D	0.	0.	0.	0.	0.	5.17E-08	0.
CS134M + D	6.33E-08	8.92E-08	6.12E-08	0.	4.94E-08	8.35E-09	7.92E-08
CS134	1.76E-04	2.74E-04	6.07E-05	0.	8.93E-05	3.27E-05	1.04E-06
CS135	6.23E-05	4.13E-05	4.45E-06	0.	1.53E-05	5.22E-06	2.17E-07
CS136	1.76E-05	4.62E-05	3.14E-05	0.	2.58E-05	3.93E-06	1.13E-06
CS137 + D	2.45E-04	2.23E-04	3.47E-05	0.	7.63E-05	2.81E-05	9.78E-07
CS138	1.71E-07	2.27E-07	1.50E-07	0.	1.68E-07	1.84E-08	7.29E-08
CS139 + D	1.09E-07	1.15E-07	5.80E-08	0.	9.08E-08	9.36E-09	7.23E-12
BA139	4.98E-10	2.66E-13	1.45E-11	0.	2.33E-13	1.56E-06	1.56E-05
BA140 + D	2.00E-05	1.75E-08	1.17E-06	0.	5.71E-09	4.71E-04	2.75E-05
BA141 + D	5.29E-11	2.95E-14	1.72E-12	0.	2.56E-14	7.89E-07	7.44E-08
BA142 + D	1.35E-11	9.73E-15	7.54E-13	0.	7.87E-15	4.44E-07	7.41E-10
LA140	1.74E-07	6.08E-08	2.04E-08	0.	0.	4.94E-05	6.10E-05
LA141	2.28E-09	5.31E-10	1.15E-10	0.	0.	4.48E-06	4.37E-05
LA142	3.50E-10	1.11E-10	3.49E-11	0.	0.	2.35E-06	2.05E-05
CE141	1.06E-05	5.28E-06	7.83E-07	0.	2.31E-06	1.47E-04	1.53E-05
CE143 + D	9.89E-08	5.37E-08	7.77E-09	0.	2.26E-08	3.12E-05	3.44E-05
CE144 + D	1.83E-03	5.72E-04	9.77E-05	0.	3.17E-04	3.23E-03	1.05E-04
PR143	4.99E-06	1.50E-06	2.47E-07	0.	8.11E-07	1.17E-04	2.63E-05
PR144	1.61E-11	4.99E-12	8.10E-13	0.	2.64E-12	4.23E-07	5.32E-08
ND147 + D	2.92E-06	2.36E-06	1.84E-07	0.	1.30E-06	8.87E-05	2.22E-05
PM147	3.52E-04	2.52E-05	1.36E-05	0.	4.45E-05	2.20E-04	5.70E-06
PM148M + D	3.31E-05	6.55E-06	6.55E-06	0.	9.74E-06	5.72E-04	3.58E-05
PM148	1.61E-06	1.94E-07	1.25E-07	0.	3.30E-07	1.24E-04	6.01E-05
PM149	1.47E-07	1.56E-08	8.45E-09	0.	2.75E-08	2.40E-05	2.92E-05
PM151	3.57E-08	4.33E-09	2.82E-09	0.	7.35E-09	1.24E-05	2.50E-05
SM151	3.14E-04	4.75E-05	1.49E-05	0.	4.89E-05	1.48E-04	3.43E-06
SM153	7.24E-08	4.51E-08	4.35E-09	0.	1.37E-08	1.37E-05	1.87E-05
EU152	7.42E-04	1.37E-04	1.61E-04	0.	5.73E-04	9.00E-04	1.14E-05
EU154	2.74E-03	2.49E-04	2.27E-04	0.	1.09E-03	1.66E-03	2.98E-05
EU155	5.60E-04	4.05E-05	3.18E-05	0.	1.51E-04	2.79E-04	5.39E-05
EU156	7.89E-06	4.23E-06	8.75E-07	0.	2.72E-06	2.54E-04	4.24E-05
TB160	7.79E-05	0.	9.67E-06	0.	2.32E-05	5.34E-04	2.28E-05
HO166M	1.34E-03	2.81E-04	2.37E-04	0.	4.01E-04	1.13E-03	1.63E-05
W181	2.66E-08	6.52E-09	8.99E-10	0.	0.	5.71E-06	2.61E-07
W185	8.31E-07	2.08E-07	2.91E-08	0.	0.	1.86E-04	1.11E-05
W187	4.41E-09	2.61E-09	1.17E-09	0.	0.	1.11E-05	2.46E-05

PALISADES NUCLEAR PLANT
OFFSITE DOSE CALCULATION MANUAL

Revision 15

TABLE 1.7 (contd)

CHILD INHALATION DOSE COMMITMENT FACTORS (MREM/50Y PER PCI INHALED IN FIRST YR)							
ISOTOPE	BONE	LIVER	TOTAL BODY	THYROID	KIDNEY	LUNG	GI-LLI
PB210 + D	8.03E-02	1.85E-02	3.18E-03	0.	6.31E-02	8.74E-02	3.75E-05
BI210 + D	0.	5.11E-06	5.65E-07	0.	5.76E-05	3.70E-03	3.21E-05
PO210	1.70E-03	2.76E-03	4.09E-04	0.	8.85E-03	1.05E-01	4.32E-05
RN222 + D	0.	0.	0.	0.	0.	4.82E-06	0.
RA223 + D	7.69E-04	8.89E-07	1.54E-04	0.	2.36E-05	8.48E-02	3.00E-04
RA224 + D	8.44E-05	1.53E-07	1.69E-05	0.	4.06E-06	2.92E-02	3.34E-04
RA225 + D	1.28E-03	1.14E-06	2.56E-04	0.	3.02E-05	9.74E-02	2.84E-04
RA226 + D	2.34E-01	7.66E-06	1.92E-01	0.	2.03E-04	3.90E-01	3.02E-04
RA228 + D	1.49E-01	3.94E-06	1.68E-01	0.	1.04E-04	5.37E-01	5.14E-05
AC225	1.81E-03	1.87E-03	1.21E-04	0.	1.99E-04	7.37E-02	2.67E-04
AC227 + D	4.96E+00	8.05E-01	3.07E-01	0.	1.77E-01	8.04E-01	5.22E-05
TH227 + D	9.24E-04	1.26E-05	2.67E-05	0.	6.67E-05	1.26E-01	3.49E-04
TH228 + D	8.06E-01	1.04E-02	2.72E-02	0.	5.41E-02	3.34E+00	3.59E-04
TH229	1.28E+01	1.76E-01	6.31E-01	0.	8.68E-01	1.04E+01	3.27E-04
TH230	3.30E+00	1.73E-01	9.20E-02	0.	8.52E-01	1.85E+00	3.84E-05
TH232 + D	3.68E+00	1.47E-01	1.28E-01	0.	7.28E-01	1.77E+00	3.27E-05
TH234	6.94E-06	3.07E-07	2.00E-07	0.	1.62E-06	6.31E-04	7.32E-05
PA231 + D	8.62E+00	2.86E-01	3.43E-01	0.	1.56E+00	1.92E-01	4.57E-05
PA233	4.14E-06	6.48E-07	7.25E-07	0.	2.38E-06	9.77E-05	8.95E-06
U232 + D	2.19E-01	0.	1.56E-02	0.	1.67E-02	7.42E-01	4.33E-05
U233 + D	4.64E-02	0.	2.82E-03	0.	7.62E-03	1.77E-01	4.00E-05
U234	4.46E-02	0.	2.76E-03	0.	7.47E-03	1.74E-01	3.92E-05
U235 + D	4.27E-02	0.	2.59E-03	0.	7.01E-03	1.63E-01	4.98E-05
U236	4.27E-02	0.	2.65E-03	0.	7.16E-03	1.67E-01	3.67E-05
U237	1.57E-07	0.	4.17E-08	0.	4.53E-07	3.40E-05	1.29E-05
U238 + D	4.09E-02	0.	2.42E-03	0.	6.55E-03	1.53E-01	3.51E-05
NP237 + D	2.88E+00	2.21E-01	1.19E-01	0.	7.41E-01	1.74E-01	5.06E-05
NP238	1.26E-06	2.56E-08	1.97E-08	0.	8.16E-08	3.39E-05	2.50E-05
NP239	1.26E-07	9.04E-09	6.35E-09	0.	2.63E-08	1.57E-05	1.73E-05
PU238	4.77E+00	6.05E-01	1.21E-01	0.	4.47E-01	6.08E-01	4.65E-05
PU239	5.24E+00	6.44E-01	1.28E-01	0.	4.78E-01	5.72E-01	4.24E-05
PU240	5.23E+00	6.43E-01	1.27E-01	0.	4.77E-01	5.71E-01	4.33E-05
PU241 + D	1.46E-01	6.33E-03	2.93E-03	0.	1.10E-02	5.06E-04	8.90E-07
PU242	4.85E+00	6.20E-01	1.23E-01	0.	4.60E-01	5.50E-01	4.16E-05
PU244	5.67E+00	7.10E-01	1.41E-01	0.	5.27E-01	6.30E-01	6.20E-05
AM241	1.74E+00	7.85E-01	1.24E-01	0.	7.63E-01	2.02E-01	4.73E-05
AM242M	1.79E+00	7.65E-01	1.27E-01	0.	7.71E-01	8.14E-02	5.96E-05
AM243	1.72E+00	7.53E-01	1.20E-01	0.	7.42E-01	1.92E-01	5.55E-05
CM242	6.33E-02	4.84E-02	4.20E-03	0.	1.34E-02	1.31E-01	5.06E-05
CM243	1.61E+00	7.33E-01	9.95E-02	0.	3.74E-01	2.10E-01	4.98E-05
CM244	1.33E+00	6.48E-01	8.31E-02	0.	3.06E-01	2.02E-01	4.82E-05
CM245	2.14E+00	8.16E-01	1.28E-01	0.	5.03E-01	1.95E-01	4.49E-05
CM246	2.13E+00	8.15E-01	1.28E-01	0.	5.03E-01	1.99E-01	4.41E-05
CM247 + D	2.07E+00	8.02E-01	1.26E-01	0.	4.95E-01	1.95E-01	5.80E-05
CM248	1.72E+01	6.61E+00	1.04E+00	0.	4.08E+00	1.61E+00	9.35E-04
CF252	3.92E+00	0.	9.33E-02	0.	0.	6.62E-01	1.84E-04

PALISADES NUCLEAR PLANT
OFFSITE DOSE CALCULATION MANUAL

Revision 15

TABLE 1.7 (contd)

TEEN INHALATION DOSE COMMITMENT FACTORS (MREM/50Y PER PCI INHALED IN FIRST YR)

ISOTOPE	BONE	LIVER	TOTAL BODY	THYROID	KIDNEY	LUNG	GI-LLI
H3*	0.	1.59E-07	1.59E-07	1.59E-07	1.59E-07	1.59E-07	1.59E-07
BE10	2.78E-04	4.33E-05	7.09E-06	0.	0.	3.84E-04	1.77E-05
C14	3.25E-06	6.09E-07	6.09E-07	6.09E-07	6.09E-07	6.09E-07	6.09E-07
N13	8.65E-09	8.65E-09	8.65E-09	8.65E-09	8.65E-09	8.65E-09	8.65E-09
F18	6.52E-07	0.	7.10E-08	0.	0.	0.	3.89E-08
NA22	1.76E-05	1.76E-05	1.76E-05	1.76E-05	1.76E-05	1.76E-05	1.76E-05
NA24	1.72E-06	1.72E-06	1.72E-06	1.72E-06	1.72E-06	1.72E-06	1.72E-06
P32	2.36E-04	1.37E-05	8.95E-06	0.	0.	0.	1.16E-05
AR39	0.	0.	0.	0.	0.	4.00E-09	0.
AR41	0.	0.	0.	0.	0.	1.44E-08	0.
CA41	4.05E-05	0.	4.38E-06	0.	0.	1.01E-01	3.03E-07
SC46	7.24E-05	1.41E-04	4.18E-05	0.	1.35E-04	0.	2.98E-05
CR51	0.	0.	1.69E-08	9.37E-09	3.84E-09	2.62E-06	3.75E-07
MN54	0.	6.39E-06	1.05E-06	0.	1.59E-06	2.48E-04	8.35E-06
MN56	0.	2.12E-10	3.15E-11	0.	2.24E-10	1.90E-06	7.18E-06
FE55	4.18E-06	2.98E-06	6.93E-07	0.	0.	1.55E-05	7.99E-07
FE59	1.99E-06	4.62E-06	1.79E-06	0.	0.	1.91E-04	2.23E-05
CO57	0.	1.18E-07	1.15E-07	0.	0.	7.33E-05	3.93E-06
CO58	0.	2.59E-07	3.47E-07	0.	0.	1.68E-04	1.19E-05
CO60	0.	1.89E-06	2.48E-06	0.	0.	1.09E-03	3.24E-05
NI59	5.44E-06	2.02E-06	9.24E-07	0.	0.	1.41E-05	6.48E-07
NI63	7.25E-05	5.43E-06	2.47E-06	0.	0.	3.84E-05	1.77E-06
NI65	2.73E-10	3.66E-11	1.59E-11	0.	0.	1.17E-06	4.59E-06
CU64	0.	2.54E-10	1.06E-10	0.	8.01E-10	1.39E-06	7.68E-06
ZN65	4.82E-06	1.67E-05	7.80E-06	0.	1.08E-05	1.55E-04	5.83E-06
ZN69M + D	1.44E-09	3.39E-09	3.11E-10	0.	2.06E-09	3.92E-06	2.14E-05
ZN69	6.04E-12	1.15E-11	8.07E-13	0.	7.53E-12	1.98E-07	3.56E-08
SE79	0.	5.43E-07	8.71E-08	0.	8.13E-07	7.71E-05	3.53E-06
BR82	0.	0.	2.28E-06	0.	0.	0.	0.
BR83 + D	0.	0.	4.30E-08	0.	0.	0.	0.
BR84	0.	0.	5.41E-08	0.	0.	0.	0.
BR85	0.	0.	2.29E-09	0.	0.	0.	0.
KR83M	0.	0.	0.	0.	0.	9.97E-10	0.
KR85M	0.	0.	0.	0.	0.	5.46E-09	0.
KR85	0.	0.	0.	0.	0.	4.63E-09	0.
KR87	0.	0.	0.	0.	0.	2.82E-08	0.
KR88 + D	0.	0.	0.	0.	0.	5.81E-08	0.
KR89	0.	0.	0.	0.	0.	3.85E-08	0.
RB86	0.	2.38E-05	1.05E-05	0.	0.	0.	2.21E-06
RB87	0.	1.40E-05	4.58E-06	0.	0.	0.	3.05E-07
RB88	0.	6.82E-08	3.40E-08	0.	0.	0.	3.65E-15
RB89 + D	0.	4.40E-08	2.91E-08	0.	0.	0.	4.22E-17
SR89 + D	5.43E-05	0.	1.56E-06	0.	0.	3.02E-04	4.64E-05
SR90 + D	1.35E-02	0.	8.35E-04	0.	0.	2.06E-03	9.56E-05
SR91 + D	1.10E-08	0.	4.39E-10	0.	0.	7.59E-06	3.24E-05
SR92 + D	1.19E-09	0.	5.08E-11	0.	0.	3.43E-06	1.49E-05

*Includes a 50% increase to account for percutaneous transpiration.

**PALISADES NUCLEAR PLANT
OFFSITE DOSE CALCULATION MANUAL**

Revision 15

TABLE 1.7 (contd)

TEEN INHALATION DOSE COMMITMENT FACTORS (MREM/50Y PER PCI INHALED IN FIRST YR)

ISOTOPE	BONE	LIVER	TOTAL BODY	THYROID	KIDNEY	LUNG	GI-LLI
Y90	3.73E-07	0.	1.00E-08	0.	0.	3.66E-05	6.99E-05
Y91M + D	4.63E-11	0.	1.77E-12	0.	0.	4.00E-07	3.77E-09
Y91	8.26E-05	0.	2.21E-06	0.	0.	3.67E-04	5.11E-05
Y92	1.84E-09	0.	5.36E-11	0.	0.	3.35E-06	2.06E-05
Y93	1.69E-08	0.	4.65E-10	0.	0.	1.04E-05	7.24E-05
ZR93 + D	6.83E-05	3.38E-05	1.84E-05	0.	1.16E-04	3.67E-04	1.60E-05
ZR95 + D	1.82E-05	5.73E-06	3.94E-06	0.	8.42E-06	3.36E-04	1.86E-05
ZR97 + D	1.72E-08	3.40E-09	1.57E-09	0.	5.15E-09	1.62E-05	7.88E-05
NB93M	4.14E-05	1.36E-05	3.41E-06	0.	1.59E-05	5.36E-05	2.52E-06
NB95	2.32E-06	1.29E-06	7.08E-07	0.	1.25E-06	9.39E-05	1.21E-05
NB97	3.92E-11	9.72E-12	3.55E-12	0.	1.14E-11	4.91E-07	2.71E-07
MO93	0.	1.66E-06	4.52E-08	0.	5.06E-07	8.81E-05	3.99E-06
MO99 + D	0.	2.11E-08	4.03E-09	0.	5.14E-08	1.92E-05	3.36E-05
TC99M	1.73E-13	4.83E-13	6.24E-12	0.	7.20E-12	1.44E-07	7.66E-07
TC99	4.48E-08	6.58E-08	1.79E-08	0.	8.35E-07	1.74E-04	7.99E-06
TC101	7.40E-15	1.05E-14	1.03E-13	0.	1.90E-13	8.34E-08	1.09E-16
RU103 + D	2.63E-07	0.	1.12E-07	0.	9.29E-07	9.79E-05	1.36E-05
RU105 + D	1.40E-10	0.	5.42E-11	0.	1.76E-10	2.27E-06	1.13E-05
RU106 + D	1.23E-05	0.	1.55E-06	0.	2.38E-05	2.01E-03	1.20E-04
RH105	1.32E-09	9.48E-10	6.24E-10	0.	4.04E-09	4.09E-06	1.23E-05
PD107	0.	1.17E-07	8.39E-09	0.	9.39E-07	1.63E-05	7.49E-07
PD109	0.	6.56E-10	1.66E-10	0.	3.36E-09	3.19E-06	1.96E-05
AG110M + D	1.73E-06	1.64E-06	9.99E-07	0.	3.13E-06	8.44E-04	3.41E-05
AG111	6.07E-08	2.52E-08	1.26E-08	0.	8.17E-08	4.00E-05	3.00E-05
CD113M	0.	2.17E-04	7.10E-06	0.	2.43E-04	3.59E-04	1.68E-05
CD115M	0.	3.48E-05	1.14E-06	0.	2.82E-05	3.03E-04	5.10E-05
SN123	4.31E-05	9.44E-07	1.40E-06	7.55E-07	0.	4.96E-04	4.16E-05
SN125 + D	1.66E-06	4.42E-08	9.99E-08	3.45E-08	0.	1.26E-04	7.29E-05
SN126 + D	2.18E-04	5.39E-06	8.24E-06	1.42E-06	0.	1.72E-03	1.68E-05
SB124	5.38E-06	9.92E-08	2.10E-06	1.22E-08	0.	4.81E-04	4.98E-05
SB125 + D	9.23E-06	1.01E-07	2.15E-06	8.80E-09	0.	3.42E-04	1.24E-05
SB126	6.19E-07	1.27E-08	2.23E-07	3.50E-09	0.	1.55E-04	6.01E-05
SB127	4.64E-08	9.92E-10	1.75E-08	5.21E-10	0.	3.31E-05	3.94E-05
TE125M	6.10E-07	2.80E-07	8.34E-08	1.75E-07	0.	6.70E-05	9.38E-06
TE127M + D	2.25E-06	1.02E-06	2.73E-07	5.48E-07	8.17E-06	2.07E-04	1.99E-05
TE127	2.51E-10	1.14E-10	5.52E-11	1.77E-10	9.10E-10	1.40E-06	1.01E-05
TE129M + D	1.74E-06	8.23E-07	2.81E-07	5.72E-07	6.49E-06	2.47E-04	5.06E-05
TE129	8.87E-12	4.22E-12	2.20E-12	6.48E-12	3.32E-11	4.12E-07	2.02E-07
TE131M + D	1.23E-08	7.51E-09	5.03E-09	9.06E-09	5.49E-08	2.97E-05	7.76E-05
TE131 + D	1.97E-12	1.04E-12	6.30E-13	1.55E-12	7.72E-12	2.92E-07	1.89E-09
TE132 + D	4.50E-08	3.63E-08	2.74E-08	3.07E-08	2.44E-07	5.61E-05	5.79E-05
TE133M + D	1.01E-11	7.33E-12	5.71E-12	8.18E-12	5.07E-11	8.71E-07	1.23E-07
TE134 + D	5.31E-12	4.35E-12	3.64E-12	4.46E-12	2.91E-11	6.75E-07	1.37E-09
I129	3.53E-06	2.94E-06	4.90E-06	3.66E-03	5.26E-06	0.	2.29E-07
I130	7.80E-07	2.24E-06	8.96E-07	1.86E-04	3.44E-06	0.	1.14E-06
I131 + D	4.43E-06	6.14E-06	3.30E-06	1.83E-03	1.05E-05	0.	8.11E-07

PALISADES NUCLEAR PLANT
OFFSITE DOSE CALCULATION MANUAL

Revision 15

TABLE 1.7 (contd)

TEEN INHALATION DOSE COMMITMENT FACTORS (MREM/50Y PER PCI INHALED IN FIRST YR)							
ISOTOPE	BONE	LIVER	TOTAL BODY	THYROID	KIDNEY	LUNG	GI-LLI
I132	1.99E-07	5.47E-07	1.97E-07	1.89E-05	8.65E-07	0.	1.59E-07
I133 + D	1.52E-06	2.56E-06	7.78E-07	3.65E-04	4.49E-06	0.	1.29E-06
I134	1.11E-07	2.90E-07	1.05E-07	4.94E-06	4.58E-07	0.	2.55E-09
I135 + D	4.62E-07	1.18E-06	4.36E-07	7.76E-05	1.86E-06	0.	8.69E-07
XE131M	0.	0.	0.	0.	0.	2.70E-09	0.
XE133M	0.	0.	0.	0.	0.	3.59E-09	0.
XE133	0.	0.	0.	0.	0.	2.99E-09	0.
XE135M	0.	0.	0.	0.	0.	3.88E-09	0.
XE135	0.	0.	0.	0.	0.	7.55E-09	0.
XE137	0.	0.	0.	0.	0.	3.33E-08	0.
XE138 + D	0.	0.	0.	0.	0.	4.38E-08	0.
CS134M + D	2.20E-08	4.35E-08	2.35E-08	0.	2.54E-08	4.56E-09	2.02E-08
CS134	6.28E-05	1.41E-04	6.86E-05	0.	4.69E-05	1.83E-05	1.22E-06
CS135	2.08E-05	1.82E-05	4.47E-06	0.	7.30E-06	2.70E-06	2.23E-07
CS136	6.44E-06	2.42E-05	1.71E-05	0.	1.38E-05	2.22E-06	1.36E-06
CS137 + D	8.38E-05	1.06E-04	3.89E-05	0.	3.80E-05	1.51E-05	1.06E-06
CS138	5.82E-08	1.07E-07	5.58E-08	0.	8.28E-08	9.84E-09	3.38E-11
CS139 + D	3.65E-08	5.12E-08	1.97E-08	0.	4.34E-08	4.86E-09	1.66E-23
BA139	1.67E-10	1.18E-13	4.87E-12	0.	1.11E-13	8.08E-07	8.06E-07
BA140 + D	6.84E-06	8.38E-09	4.40E-07	0.	2.85E-09	2.54E-04	2.86E-05
BA141 + D	1.78E-11	1.32E-14	5.93E-13	0.	1.23E-14	4.11E-07	9.33E-14
BA142 + D	4.62E-12	4.63E-15	2.84E-13	0.	3.92E-15	2.39E-07	5.99E-20
LA140	5.99E-08	2.95E-08	7.82E-09	0.	0.	2.68E-05	6.09E-05
LA141	7.63E-10	2.35E-10	3.87E-11	0.	0.	2.31E-06	1.54E-05
LA142	1.20E-10	5.31E-11	1.32E-11	0.	0.	1.27E-06	1.50E-06
CE141	3.55E-06	2.37E-06	2.71E-07	0.	1.11E-06	7.67E-05	1.58E-05
CE143 + D	3.32E-08	2.42E-08	2.70E-09	0.	1.08E-08	1.63E-05	3.19E-05
CE144 + D	6.11E-04	2.53E-04	3.28E-05	0.	1.51E-04	1.67E-03	1.08E-04
PR143	1.67E-06	6.64E-07	8.28E-08	0.	3.86E-07	6.04E-05	2.67E-05
PR144	5.37E-12	2.20E-12	2.72E-13	0.	1.26E-12	2.19E-07	2.94E-14
ND147 + D	9.83E-07	1.07E-06	6.41E-08	0.	6.28E-07	4.65E-05	2.28E-05
PM147	1.15E-04	1.10E-05	4.50E-06	0.	2.10E-05	1.14E-04	5.87E-06
PM148M + D	1.32E-05	3.35E-06	2.62E-06	0.	5.07E-06	3.20E-04	4.10E-05
PM148	5.44E-07	8.88E-08	4.48E-08	0.	1.60E-07	6.52E-05	6.14E-05
PM149	4.91E-08	6.89E-09	2.84E-09	0.	1.31E-08	1.24E-05	2.79E-05
PM151	1.20E-08	1.99E-09	1.01E-09	0.	3.57E-09	6.56E-06	2.27E-05
SM151	1.07E-04	2.10E-05	4.86E-06	0.	2.27E-05	7.68E-05	3.53E-06
SM153	2.43E-08	2.01E-08	1.47E-09	0.	6.56E-09	7.11E-06	1.77E-05
EU152	2.96E-04	7.19E-05	6.30E-05	0.	3.34E-04	5.01E-04	1.35E-05
EU154	9.43E-04	1.23E-04	8.60E-05	0.	5.44E-04	9.12E-04	3.34E-05
EU155	2.00E-04	1.96E-05	1.21E-05	0.	7.65E-05	1.51E-03	5.97E-05
EU156	2.70E-06	2.03E-06	3.30E-07	0.	1.36E-06	1.37E-04	4.56E-05
TB160	3.04E-05	0.	3.79E-06	0.	1.20E-05	2.97E-04	2.60E-05
HO166M	4.40E-04	1.36E-04	9.87E-05	0.	2.00E-04	6.24E-04	1.68E-05
W181	8.90E-09	2.88E-09	3.01E-10	0.	0.	2.95E-06	2.69E-07
W185	2.78E-07	9.17E-08	9.73E-09	0.	0.	9.60E-05	1.14E-05
W187	1.50E-09	1.22E-09	4.29E-10	0.	0.	5.92E-06	2.21E-05

PALISADES NUCLEAR PLANT
OFFSITE DOSE CALCULATION MANUAL

Revision 15

TABLE 1.7 (contd)

TEEN INHALATION DOSE COMMITMENT FACTORS (MREM/50Y PER PCI INHALED IN FIRST YR)

ISOTOPE	BONE	LIVER	TOTAL BODY	THYROID	KIDNEY	LUNG	GI-LLI
PB210 + D	3.09E-02	8.28E-03	1.07E-03	0.	2.95E-02	4.52E-02	3.87E-05
BI210 + D	0.	2.26E-06	1.89E-07	0.	2.74E-05	1.91E-03	3.19E-05
PO210	5.68E-04	1.22E-03	1.37E-04	0.	4.21E-03	5.41E-02	4.45E-05
RN222 + D	0.	0.	0.	0.	0.	3.94E-06	0.
RA223 + D	2.57E-04	3.93E-07	5.14E-05	0.	1.12E-05	4.39E-02	3.04E-04
RA224 + D	2.83E-05	6.77E-08	5.65E-06	0.	1.93E-06	1.51E-02	3.29E-04
RA225 + D	4.28E-04	5.04E-07	8.56E-05	0.	1.44E-05	5.04E-02	2.89E-04
RA226 + D	1.33E-01	3.38E-06	9.87E-02	0.	9.67E-05	2.02E-01	3.11E-04
RA228 + D	5.34E-02	1.74E-06	5.88E-02	0.	4.97E-05	2.78E-01	5.30E-05
AC225	6.04E-04	8.25E-04	4.06E-05	0.	9.47E-05	3.81E-02	2.70E-04
AC227 + D	2.49E+00	3.69E-01	1.48E-01	0.	1.07E-01	4.16E-01	5.38E-05
TH227 + D	3.09E-04	5.56E-06	8.93E-06	0.	3.18E-05	6.50E-02	3.57E-04
TH228 + D	2.60E-01	4.37E-03	8.78E-03	0.	2.45E-02	1.69E+00	3.70E-04
TH229	9.06E+00	1.36E-01	4.45E-01	0.	6.67E-01	5.05E+00	3.36E-04
TH230	2.34E+00	1.34E-01	6.49E-02	0.	6.55E-01	8.98E-01	3.95E-05
TH232 + D	2.61E+00	1.14E-01	9.21E-02	0.	5.60E-01	8.60E-01	3.36E-05
TH234	2.32E-06	1.35E-07	6.71E-08	0.	7.73E-07	3.26E-04	7.49E-05
PA231 + D	5.32E+00	2.00E-01	2.07E-01	0.	1.12E+00	9.91E-02	4.71E-05
PA233	1.68E-06	3.24E-07	2.89E-07	0.	1.22E-06	5.39E-05	1.00E-05
U232 + D	7.31E-02	0.	5.23E-03	0.	7.94E-03	3.84E-01	4.46E-05
U233 + D	1.55E-02	0.	9.42E-04	0.	3.63E-03	9.18E-02	4.12E-05
U234	1.48E-02	0.	9.23E-04	0.	3.55E-03	8.99E-02	4.04E-05
U235 + D	1.42E-02	0.	8.67E-04	0.	3.34E-03	8.44E-02	5.13E-05
U236	1.42E-02	0.	8.86E-04	0.	3.41E-03	8.62E-02	3.79E-05
U237	5.25E-08	0.	1.40E-08	0.	2.16E-07	1.76E-05	1.29E-05
U238 + D	1.36E-02	0.	8.10E-04	0.	3.12E-03	7.89E-02	3.62E-05
NP237 + D	1.77E+00	1.54E-01	7.21E-02	0.	5.35E-01	8.99E-02	5.22E-05
NP238	4.23E-07	1.13E-08	6.59E-09	0.	3.88E-08	1.75E-05	2.38E-05
NP239	4.23E-08	3.99E-09	2.21E-09	0.	1.25E-08	8.11E-06	1.65E-05
PU238	2.86E+00	4.06E-01	7.22E-02	0.	3.10E-01	3.12E-01	4.79E-05
PU239	3.31E+00	4.50E-01	8.05E-02	0.	3.44E-01	2.93E-01	4.37E-05
PU240	3.31E+00	4.49E-01	8.04E-02	0.	3.43E-01	2.93E-01	4.46E-05
PU241 + D	6.97E-02	3.57E-03	1.40E-03	0.	6.47E-03	2.60E-04	9.17E-07
PU242	3.07E+00	4.33E-01	7.75E-02	0.	3.31E-01	2.82E-01	4.29E-05
PU244	3.59E+00	4.96E-01	8.88E-02	0.	3.79E-01	3.23E-01	6.39E-05
AM241	1.06E+00	4.07E-01	7.10E-02	0.	5.32E-01	1.05E-01	4.88E-05
AM242M	1.07E+00	3.93E-01	7.15E-02	0.	5.30E-01	4.21E-02	6.14E-05
AM243	1.06E+00	3.92E-01	6.95E-02	0.	5.21E-01	9.91E-02	5.72E-05
CM242	2.12E-02	2.14E-02	1.41E-03	0.	6.40E-03	6.76E-02	5.21E-05
CM243	8.45E-01	3.50E-01	5.00E-02	0.	2.34E-01	1.09E-01	5.13E-05
CM244	6.46E-01	3.03E-01	3.88E-02	0.	1.81E-01	1.05E-01	4.96E-05
CM245	1.32E+00	4.11E-01	7.53E-02	0.	3.52E-01	1.01E-01	4.63E-05
CM246	1.31E+00	4.11E-01	7.52E-02	0.	3.51E-01	1.03E-01	4.54E-05
CM247 + D	1.28E+00	4.04E-01	7.41E-02	0.	3.46E-01	1.01E-01	5.97E-05
CM248	1.06E+01	3.33E+00	6.11E-01	0.	2.85E+00	8.32E-01	9.63E-04
CF252	1.29E+00	0.	3.07E-02	0.	0.	3.43E-01	1.89E-04

PALISADES NUCLEAR PLANT
OFFSITE DOSE CALCULATION MANUAL

Revision 15

TABLE 1.7 (contd)

ADULT INHALATION DOSE COMMITMENT FACTORS (MREM/50Y PER PCI INHALED IN FIRST YR)							
ISOTOPE	BONE	LIVER	TOTAL BODY	THYROID	KIDNEY	LUNG	GI-LLI
H3*	0.	1.58E-07	1.58E-07	1.58E-07	1.58E-07	1.58E-07	1.58E-07
BE10	1.98E-04	3.06E-05	4.96E-06	0.	0.	2.22E-04	1.67E-05
C14	2.27E-06	4.26E-07	4.26E-07	4.26E-07	4.26E-07	4.26E-07	4.26E-07
N13	6.27E-09	6.27E-09	6.27E-09	6.27E-09	6.27E-09	6.27E-09	6.27E-09
F18	4.71E-07	0.	5.19E-08	0.	0.	0.	9.24E-09
NA22	1.30E-05	1.30E-05	1.30E-05	1.30E-05	1.30E-05	1.30E-05	1.30E-05
NA24	1.28E-06	1.28E-06	1.28E-06	1.28E-06	1.28E-06	1.28E-06	1.28E-06
P32	1.65E-04	9.64E-06	6.26E-06	0.	0.	0.	1.08E-05
AR39	0.	0.	0.	0.	0.	2.08E-09	0.
AR41	0.	0.	0.	0.	0.	8.06E-09	0.
CA41	3.83E-05	0.	4.13E-06	0.	0.	3.83E-06	2.86E-07
SC46	5.51E-05	1.07E-04	3.11E-05	0.	9.99E-05	0.	3.23E-05
CR51	0.	0.	1.25E-08	7.44E-09	2.85E-09	1.80E-06	4.15E-07
MN54	0.	4.95E-06	7.87E-07	0.	1.23E-06	1.75E-04	9.67E-06
MN56	0.	1.55E-10	2.29E-11	0.	1.63E-10	1.18E-06	2.53E-06
FE55	3.07E-06	2.12E-06	4.93E-07	0.	0.	9.01E-06	7.54E-07
FE59	1.47E-06	3.47E-06	1.32E-06	0.	0.	1.27E-04	2.35E-05
CO57	0.	8.65E-08	8.39E-08	0.	0.	4.62E-05	3.93E-06
CO58	0.	1.98E-07	2.59E-07	0.	0.	1.16E-04	1.33E-05
CO60	0.	1.44E-06	1.85E-06	0.	0.	7.46E-04	3.56E-05
NI59	4.06E-06	1.46E-06	6.77E-07	0.	0.	8.20E-06	6.11E-07
NI63	5.40E-05	3.93E-06	1.81E-06	0.	0.	2.23E-05	1.67E-06
NI65	1.92E-10	2.62E-11	1.14E-11	0.	0.	7.00E-07	1.54E-06
CU64	0.	1.83E-10	7.69E-11	0.	5.78E-10	8.48E-07	6.12E-06
ZN65	4.05E-06	1.29E-05	5.82E-06	0.	8.62E-06	1.08E-04	6.68E-06
ZN69M + D	1.02E-09	2.45E-09	2.24E-10	0.	1.48E-09	2.38E-06	1.71E-05
ZN69	4.23E-12	8.14E-12	5.65E-13	0.	5.27E-12	1.15E-07	2.04E-09
SE79	0.	3.83E-07	6.09E-08	0.	5.69E-07	4.47E-05	3.33E-06
BR82	0.	0.	1.69E-06	0.	0.	0.	1.30E-06
BR83 + D	0.	0.	3.01E-08	0.	0.	0.	2.90E-08
BR84	0.	0.	3.91E-08	0.	0.	0.	2.05E-13
BR85	0.	0.	1.60E-09	0.	0.	0.	0.
KR83M	0.	0.	0.	0.	0.	5.19E-10	0.
KR85M	0.	0.	0.	0.	0.	2.91E-09	0.
KR85	0.	0.	0.	0.	0.	2.41E-09	0.
KR87	0.	0.	0.	0.	0.	1.53E-08	0.
KR88 + D	0.	0.	0.	0.	0.	3.13E-08	0.
KR89	0.	0.	0.	0.	0.	2.13E-08	0.
RB86	0.	1.69E-05	7.37E-06	0.	0.	0.	2.08E-06
RB87	0.	9.86E-06	3.21E-06	0.	0.	0.	2.88E-07
RB88	0.	4.84E-08	2.41E-08	0.	0.	0.	4.18E-19
RB89 + D	0.	3.20E-08	2.12E-08	0.	0.	0.	1.16E-21
SR89 + D	3.80E-05	0.	1.09E-06	0.	0.	1.75E-04	4.37E-05
SR90 + D	1.24E-02	0.	7.62E-04	0.	0.	1.20E-03	9.02E-05
SR91 + D	7.74E-09	0.	3.13E-10	0.	0.	4.56E-06	2.39E-05
SR92 + D	8.43E-10	0.	3.64E-11	0.	0.	2.06E-06	5.38E-06

*Includes a 50% increase to account for percutaneous transpiration.

PALISADES NUCLEAR PLANT
OFFSITE DOSE CALCULATION MANUAL

Revision 15

TABLE 1.7 (contd)

ADULT INHALATION DOSE COMMITMENT FACTORS (MREM/50Y PER PCI INHALED IN FIRST YR)							
ISOTOPE	BONE	LIVER	TOTAL BODY	THYROID	KIDNEY	LUNG	GI-LLI
Y90	2.61E-07	0.	7.01E-09	0.	0.	2.12E-05	6.32E-05
Y91M + D	3.26E-11	0.	1.27E-12	0.	0.	2.40E-07	1.66E-10
Y91	5.78E-05	0.	1.55E-06	0.	0.	2.13E-04	4.81E-05
Y92	1.29E-09	0.	3.77E-11	0.	0.	1.96E-06	9.19E-06
Y93	1.18E-08	0.	3.26E-10	0.	0.	6.06E-06	5.27E-05
ZR93 + D	5.22E-05	2.92E-06	1.37E-06	0.	1.11E-05	2.13E-05	1.51E-06
ZR95 + D	1.34E-05	4.30E-06	2.91E-06	0.	6.77E-06	2.21E-04	1.88E-05
ZR97 + D	1.21E-08	2.45E-09	1.13E-09	0.	3.71E-09	9.84E-06	6.54E-05
NB93M	3.10E-05	1.01E-05	2.49E-06	0.	1.16E-05	3.11E-05	2.38E-06
NB95	1.76E-06	9.77E-07	5.26E-07	0.	9.67E-07	6.31E-05	1.30E-05
NB97	2.78E-11	7.03E-12	2.56E-12	0.	8.18E-12	3.00E-07	3.02E-08
MO93	0.	1.17E-06	3.17E-08	0.	3.55E-07	5.11E-05	3.79E-06
MO99 + D	0.	1.51E-08	2.87E-09	0.	3.64E-08	1.14E-05	3.10E-05
TC99M	1.29E-13	3.64E-13	4.63E-12	0.	5.52E-12	9.55E-08	5.20E-07
TC99	3.13E-08	4.64E-08	1.25E-08	0.	5.85E-07	1.01E-04	7.54E-06
TC101	5.22E-15	7.52E-15	7.38E-14	0.	1.35E-13	4.99E-08	1.36E-21
RU103 + D	1.91E-07	0.	8.23E-08	0.	7.29E-07	6.31E-05	1.38E-05
RU105 + D	9.88E-11	0.	3.89E-11	0.	1.27E-10	1.37E-06	6.02E-06
RU106 + D	8.64E-06	0.	1.09E-06	0.	1.67E-05	1.17E-03	1.14E-04
RH105	9.24E-10	6.73E-10	4.43E-10	0.	2.86E-09	2.41E-06	1.09E-05
PD107	0.	8.27E-08	5.87E-09	0.	6.57E-07	9.47E-06	7.06E-07
PD109	0.	4.63E-10	1.16E-10	0.	2.35E-09	1.85E-06	1.52E-05
AG110M + D	1.35E-06	1.25E-06	7.43E-07	0.	2.46E-06	5.79E-04	3.78E-05
AG111	4.25E-08	1.78E-08	8.87E-09	0.	5.74E-08	2.33E-05	2.79E-05
CD113M	0.	1.54E-04	4.97E-06	0.	1.71E-04	2.08E-04	1.59E-05
CD115M	0.	2.46E-05	7.95E-07	0.	1.98E-05	1.76E-04	4.80E-05
SN123	3.02E-05	6.67E-07	9.82E-07	5.67E-07	0.	2.88E-04	3.92E-05
SN125 + D	1.16E-06	3.12E-08	7.03E-08	2.59E-08	0.	7.37E-05	6.81E-05
SN126 + D	1.58E-04	4.18E-06	6.00E-06	1.23E-06	0.	1.17E-03	1.59E-05
SB124	3.90E-06	7.36E-08	1.55E-06	9.44E-09	0.	3.10E-04	5.08E-05
SB125 + D	6.67E-06	7.44E-08	1.58E-06	6.75E-09	0.	2.18E-04	1.26E-05
SB126	4.50E-07	9.13E-09	1.62E-07	2.75E-09	0.	9.57E-05	6.01E-05
SB127	3.30E-08	7.22E-10	1.27E-08	3.97E-10	0.	2.05E-05	3.77E-05
TE125M	4.27E-07	1.98E-07	5.84E-08	1.31E-07	1.55E-06	3.92E-05	8.83E-06
TE127M + D	1.58E-06	7.21E-07	1.96E-07	4.11E-07	5.72E-06	1.20E-04	1.87E-05
TE127	1.75E-10	8.03E-11	3.87E-11	1.32E-10	6.37E-10	8.14E-07	7.17E-06
TE129M + D	1.22E-06	5.84E-07	1.98E-07	4.30E-07	4.57E-06	1.45E-04	4.79E-05
TE129	6.22E-12	2.99E-12	1.55E-12	4.87E-12	2.34E-11	2.42E-07	1.96E-08
TE131M + D	8.74E-09	5.45E-09	3.63E-09	6.88E-09	3.86E-08	1.82E-05	6.95E-05
TE131 + D	1.39E-12	7.44E-13	4.49E-13	1.17E-12	5.46E-12	1.74E-07	2.30E-09
TE132 + D	3.25E-08	2.69E-08	2.02E-08	2.37E-08	1.82E-07	3.60E-05	6.37E-05
TE133M + D	7.24E-12	5.40E-12	4.17E-12	6.27E-12	3.74E-11	5.51E-07	5.49E-08
TE134 + D	3.84E-12	3.22E-12	1.57E-12	3.44E-12	2.18E-11	4.343-07	2.97E-11
I129	2.48E-06	2.11E-06	6.91E-06	5.54E-03	4.53E-06	0.	2.22E-07
I130	5.72E-07	1.68E-06	6.60E-07	1.42E-04	2.61E-06	0.	9.61E-07
I131 + D	3.15E-06	4.47E-06	2.56E-06	1.49E-03	7.66E-06	0.	7.85E-07

PALISADES NUCLEAR PLANT
OFFSITE DOSE CALCULATION MANUAL

Revision 15

TABLE 1.7 (contd)

ADULT INHALATION DOSE COMMITMENT FACTORS (MREM/50Y PER PCI INHALED IN FIRST YR)							
ISOTOPE	BONE	LIVER	TOTAL BODY	THYROID	KIDNEY	LUNG	GI-LLI
I132	1.45E-07	4.07E-07	1.45E-07	1.43E-05	6.48E-07	0.	5.08E-08
I133 + D	1.08E-06	1.85E-06	5.65E-07	2.69E-04	3.23E-06	0.	1.11E-06
I134	8.05E-08	2.16E-07	7.69E-08	3.73E-06	3.44E-07	0.	1.26E-10
I135 + D	3.35E-07	8.73E-07	3.21E-07	5.60E-05	1.39E-06	0.	6.56E-07
XE131M	0.	0.	0.	0.	0.	1.40E-09	0.
XE133M	0.	0.	0.	0.	0.	1.89E-09	0.
XE133	0.	0.	0.	0.	0.	1.57E-09	0.
XE135M	0.	0.	0.	0.	0.	2.22E-09	0.
XE135	0.	0.	0.	0.	0.	4.05E-09	0.
XE137	0.	0.	0.	0.	0.	1.74E-08	0.
XE138 + D	0.	0.	0.	0.	0.	2.44E-08	0.
CS134M + D	1.59E-08	3.20E-08	1.72E-08	0.	1.83E-08	2.93E-09	7.92E-09
CS134	4.66E-05	1.06E-04	9.10E-05	0.	3.59E-05	1.22E-05	1.30E-06
CS135	1.46E-05	1.29E-05	5.99E-06	0.	5.11E-06	1.57E-06	2.11E-07
CS136	4.88E-06	1.83E-05	1.38E-05	0.	1.07E-05	1.50E-06	1.46E-06
CS137 + D	5.98E-05	7.76E-05	5.35E-05	0.	2.78E-05	9.40E-06	1.05E-06
CS138	4.14E-08	7.76E-08	4.05E-08	0.	6.00E-08	6.07E-09	2.33E-13
CS139 + D	2.56E-08	3.63E-08	1.39E-08	0.	3.05E-08	2.84E-09	5.49E-31
BA139	1.17E-10	8.32E-14	3.42E-12	0.	7.78E-14	4.70E-07	1.12E-07
BA140 + D	4.88E-06	6.13E-09	3.21E-07	0.	2.09E-09	1.59E-04	2.73E-05
BA141 + D	1.25E-11	9.41E-15	4.20E-13	0.	8.75E-15	2.42E-07	1.45E-17
BA142 + D	3.29E-12	3.38E-15	2.07E-13	0.	2.86E-15	1.49E-07	1.96E-26
LA140	4.30E-08	2.17E-08	5.73E-09	0.	0.	1.70E-05	5.73E-05
LA141	5.34E-10	1.66E-10	2.71E-11	0.	0.	1.35E-06	7.31E-06
LA142	8.54E-11	3.88E-11	9.65E-12	0.	0.	7.91E-07	2.64E-07
CE141	2.49E-06	1.69E-06	1.91E-07	0.	7.83E-07	4.52E-05	1.50E-05
CE143 + D	2.33E-08	1.72E-08	1.91E-09	0.	7.60E-09	9.97E-06	2.83E-05
CE144 + D	4.29E-04	1.79E-04	2.30E-05	0.	1.06E-04	9.72E-04	1.02E-04
PR143	1.17E-06	4.69E-07	5.80E-08	0.	2.70E-07	3.51E-05	2.50E-05
PR144	3.76E-12	1.56E-12	1.91E-13	0.	8.81E-13	1.27E-07	2.69E-18
ND147 + D	6.59E-07	7.62E-07	4.56E-08	0.	4.45E-07	2.76E-05	2.16E-05
PM147	8.37E-05	7.87E-06	3.19E-06	0.	1.49E-05	6.60E-05	5.54E-06
PM148M + D	9.82E-06	2.54E-06	1.94E-06	0.	3.85E-06	2.14E-04	4.18E-05
PM148	3.84E-07	6.37E-08	3.20E-08	0.	1.20E-07	3.91E-05	5.80E-05
PM149	3.44E-08	4.87E-09	1.99E-09	0.	9.19E-09	7.21E-06	2.50E-05
PM151	8.50E-09	1.42E-09	7.21E-10	0.	2.55E-09	3.94E-06	2.00E-05
SM151	8.59E-05	1.48E-05	3.55E-06	0.	1.66E-05	4.45E-05	3.25E-06
SM153	1.70E-08	1.42E-08	1.04E-09	0.	4.59E-09	4.14E-06	1.58E-05
EU152	2.38E-04	5.41E-05	4.76E-05	0.	3.35E-04	3.43E-04	1.59E-05
EU154	7.40E-04	9.10E-05	6.48E-05	0.	4.36E-04	5.84E-04	3.40E-05
EU155	1.01E-04	1.43E-05	9.21E-06	0.	6.59E-05	9.46E-05	5.95E-06
EU156	1.93E-06	1.48E-06	2.40E-07	0.	9.95E-07	8.56E-05	4.50E-05
TB160	2.21E-05	0.	2.75E-06	0.	9.10E-06	1.92E-04	2.68E-05
HO166M	3.37E-04	1.05E-04	8.00E-05	0.	1.57E-04	3.94E-04	1.59E-05
W181	6.23E-09	2.03E-09	2.17E-10	0.	0.	1.71E-06	2.53E-07
W185	1.95E-07	6.47E-08	6.81E-09	0.	0.	5.57E-05	1.07E-05
W187	1.06E-09	8.85E-10	3.10E-10	0.	0.	3.63E-06	1.94E-05

PALISADES NUCLEAR PLANT
OFFSITE DOSE CALCULATION MANUAL

Revision 15

TABLE 1.7 (contd)

ADULT INHALATION DOSE COMMITMENT FACTORS (MREM/50Y PER PCI INHALED IN FIRST YR)							
ISOTOPE	BONE	LIVER	TOTAL BODY	THYROID	KIDNEY	LUNG	GI-LLI
PB210 + D	2.64E-02	6.73E-03	8.37E-04	0.	2.12E-02	2.62E-02	3.65E-05
BI210 + D	0.	1.59E-06	1.32E-07	0.	1.92E-05	1.11E-03	2.95E-05
PO210	3.97E-04	8.60E-04	9.58E-05	0.	2.95E-03	3.14E-02	4.19E-05
RN222 + D	0.	0.	0.	0.	0.	2.05E-06	0.
RA223 + D	1.80E-04	2.77E-07	3.60E-05	0.	7.85E-06	2.55E-02	2.84E-04
RA224 + D	1.98E-05	4.78E-08	3.96E-06	0.	1.35E-06	8.77E-03	3.01E-04
RA225 + D	3.00E-04	3.56E-07	5.99E-05	0.	1.01E-05	2.92E-02	2.71E-04
RA226 + D	1.25E-01	2.39E-06	9.14E-02	0.	6.77E-05	1.17E-01	2.94E-04
RA228 + D	4.41E-02	1.23E-06	4.78E-02	0.	3.48E-05	1.61E-01	5.00E-05
AC225	4.23E-04	5.82E-04	2.84E-05	0.	6.63E-05	2.21E-02	2.52E-04
AC227 + D	2.30E+00	3.05E-01	1.36E-01	0.	9.82E-02	2.41E-01	5.08E-05
TH227 + D	2.17E-04	3.92E-06	6.25E-06	0.	2.22E-05	3.77E-02	3.34E-04
TH226 + D	2.00E-01	3.39E-03	6.77E-03	0.	1.89E-02	1.01E+00	3.49E-04
TH229	8.88E+00	1.33E-01	4.36E-01	0.	6.52E-01	3.49E+00	3.17E-04
TH230	2.29E+00	1.31E-01	6.36E-02	0.	6.40E-01	6.21E-01	3.73E-05
TH232 + D	2.56E+00	1.12E-01	9.04E-02	0.	5.47E-01	5.96E-01	3.17E-05
TH234	1.63E-06	9.56E-08	4.70E-08	0.	5.41E-07	1.89E-04	7.03E-05
PA231 + D	5.08E+00	1.91E-01	1.98E-01	0.	1.07E+00	5.75E-02	4.44E-05
PA233	1.21E-06	2.42E-07	2.09E-07	0.	9.15E-07	3.52E-05	1.02E-05
U232 + D	5.14E-02	0.	3.66E-03	0.	5.56E-03	2.22E-01	4.21E-05
U233 + D	1.09E-02	0.	6.60E-04	0.	2.54E-03	5.32E-02	3.89E-05
U234	1.04E-02	0.	6.46E-04	0.	2.49E-03	5.22E-02	3.81E-05
U235 + D	1.00E-02	0.	6.07E-04	0.	2.34E-03	4.90E-02	4.84E-05
U236	1.00E-02	0.	6.20E-04	0.	2.39E-03	5.00E-02	3.57E-05
U237	3.67E-08	0.	9.77E-09	0.	1.51E-07	1.02E-05	1.20E-05
U238 + D	9.58E-03	0.	5.67E-04	0.	2.18E-03	4.58E-02	3.41E-05
NP237 + D	1.69E+00	1.47E-01	6.87E-02	0.	5.10E-01	5.22E-02	4.92E-05
NP238	2.96E-07	8.00E-09	4.61E-09	0.	2.72E-08	1.02E-05	2.13E-05
NP239	2.87E-08	2.82E-09	1.55E-09	0.	8.75E-09	4.70E-06	1.49E-05
PU238	2.74E+00	3.87E-01	6.90E-02	0.	2.96E-01	1.82E-01	4.52E-05
PU239	3.19E+00	4.31E-01	7.75E-02	0.	3.30E-01	1.72E-01	4.13E-05
PU240	3.18E+00	4.30E-01	7.73E-02	0.	3.29E-01	1.72E-01	4.21E-05
PU241 + D	6.41E-02	3.28E-03	1.29E-03	0.	5.93E-03	1.52E-04	8.65E-07
PU242	2.95E+00	4.15E-01	7.46E-02	0.	3.17E-01	1.65E-01	4.05E-05
PU244	3.45E+00	4.76E-01	8.54E-02	0.	3.64E-01	1.89E-01	6.03E-05
AM241	1.01E+00	3.59E-01	6.71E-02	0.	5.04E-01	6.06E-02	4.60E-05
AM242M	1.02E+00	3.46E-01	6.73E-02	0.	5.01E-01	2.44E-02	5.79E-05
AM243	1.01E+00	3.47E-01	6.57E-02	0.	4.95E-01	5.75E-02	5.40E-05
CM242	1.48E-02	1.51E-02	9.84E-04	0.	4.48E-03	3.92E-02	4.91E-05
CM243	7.86E-01	2.97E-01	4.61E-02	0.	2.15E-01	6.31E-02	4.84E-05
CM244	5.90E-01	2.54E-01	3.51E-02	0.	1.64E-01	6.06E-02	4.68E-05
CM245	1.26E+00	3.59E-01	7.14E-02	0.	3.33E-01	5.85E-02	4.36E-05
CM246	1.25E+00	3.59E-01	7.13E-02	0.	3.33E-01	5.96E-02	4.29E-05
CM247 + D	1.22E+00	3.53E-01	7.03E-02	0.	3.28E-01	5.85E-02	5.63E-05
CM248	1.01E+01	2.91E+00	5.79E-01	0.	2.70E+00	4.82E-01	9.09E-04
CF252	9.78E-01	0.	2.33E-02	0.	0.	1.99E-01	1.78E-04

PALISADES NUCLEAR PLANT
OFFSITE DOSE CALCULATION MANUAL

Revision 15

TABLE 1.8
EXTERNAL DOSE FACTORS FOR STANDING ON CONTAMINATION GROUND (DFG₁)
(MREM/HR PER PCI/M²)

<u>ELEMENT</u>	<u>TOTAL BODY</u>	<u>SKIN</u>
H-3	0.0	0.0
C-14	0.0	0.0
Na-24	2.50E-08	2.90E-08
P-32	0.0	0.0
Cr-51	2.20E-10	2.60E-10
Mn-54	5.80E-09	6.80E-09
Mn-56	1.10E-08	1.30E-08
Fe-55	0.0	0.0
Fe-59	8.00E-09	9.40E-09
Co-58	7.00E-09	8.20E-09
Co-60	1.70E-08	2.00E-08
Ni-63	0.0	0.0
Ni-65	3.70E-09	4.30E-09
Cu-64	1.50E-09	1.70E-09
Zn-65	4.00E-09	4.60E-09
Zn-69	0.0	0.0
Br-83	6.40E-11	9.30E-11
Br-84	1.20E-08	1.40E-08
Br-85	0.0	0.0
Rb-86	6.30E-10	7.20E-10
Rb-88	3.50E-09	4.00E-09
Rb-89	1.50E-08	1.80E-08
Sr-89	5.60E-13	6.50E-13
Sr-91	7.10E-09	8.30E-09
Sr-92	9.00E-09	1.00E-08
Y-90	2.20E-12	2.60E-12
Y-91m	3.80E-09	4.40E-09
Y-91	2.40E-11	2.70E-11
Y-92	1.60E-09	1.90E-09
Y-93	5.70E-10	7.80E-10
Zr-95	5.00E-09	5.80E-09
Zr-97	5.50E-09	6.40E-09
Nb-95	5.10E-09	6.00E-09
Mo-99	1.90E-09	2.20E-09
Tc-99m	9.60E-10	1.10E-09
Tc-101	2.70E-09	3.00E-09

PALISADES NUCLEAR PLANT
OFFSITE DOSE CALCULATION MANUAL

Revision 15

TABLE 1.8 (continued)
EXTERNAL DOSE FACTORS FOR STANDING ON CONTAMINATION GROUND (DFG₁)
(MREM/HR PER PCI/M²)

<u>ELEMENT</u>	<u>TOTAL BODY</u>	<u>SKIN</u>
Ru-103	3.60E-09	4.20E-09
Ru-105	4.50E-09	5.10E-09
Ru-106	1.50E-09	1.80E-09
Ag-110m	1.80E-08	2.10E-08
Te-125m	3.50E-11	4.80E-11
Te-127m	1.10E-12	1.30E-12
Te-127	1.00E-11	1.10E-11
Te-129m	7.70E-10	9.00E-10
Te-129	7.10E-10	8.40E-10
Te-131m	8.40E-09	9.90E-09
Te-131	2.20E-09	2.60E-06
Te-132	1.70E-09	2.00E-09
I-130	1.40E-08	1.70E-08
I-131	2.80E-09	3.40E-09
I-132	1.70E-08	2.00E-08
I-133	3.70E-09	4.50E-09
I-134	1.60E-08	1.90E-08
I-135	1.20E-08	1.40E-08
Cs-134	1.20E-08	1.40E-08
Cs-136	1.50E-08	1.70E-08
Cs-137	4.20E-09	4.90E-09
Cs-138	2.10E-08	2.40E-08
Ba-139	2.40E-09	2.70E-09
Ba-140	2.10E-09	2.40E-09
Ba-141	4.30E-09	4.90E-09
Ba-142	7.90E-09	9.00E-09
La-140	1.50E-08	1.70E-08
La-142	1.50E-08	1.80E-08
Ce-141	5.50E-10	6.20E-10
Ce-143	2.20E-09	2.50E-09
Ce-144	3.20E-10	3.70E-10
Pr-143	0.0	0.0
Pr-144	2.00E-10	2.30E-10
Nd-147	1.00E-09	1.20E-09
W-187	3.10E-09	3.60E-09
Np-239	9.50E-10	1.10E-09

PALISADES NUCLEAR PLANT
OFFSITE DOSE CALCULATION MANUAL

Revision 15

TABLE 1.9
2000 PALISADES GASEOUS DESIGN
OBJECTIVE ANNUAL QUANTITIES

<u>Nuclide</u>	<u>Organ</u>	<u>Dose Factor</u> <u>Mrem/Ci</u>	<u>Design Objective</u> <u>Annual Quantity</u> <u>Ci</u>
Na-24	Total Body-C	4.02E - 03	1.24E + 03
Nb-95	GI Tract-A	1.92E - 01	7.81E + 01
Ni-63	Bone-C	1.21E + 01	1.24E + 00
Ni-65	GI Tract-C	4.70E - 03	3.19E + 03
Np-239	GI Tract-T	8.13E - 03	1.84E + 03
Rb-88	Total Body-C	2.38E - 05	2.10E + 05
Ru-103	GI Tract-A	2.93E - 01	5.12E + 01
Ru-105	GI Tract-C	5.82E - 03	2.58E + 03
Sb-124	GI Tract-T	9.47E - 01	1.58E + 01
Sb-125	GI Tract-T	4.35E - 01	3.45E + 01
Sr-89	Bone-C	8.98E + 00	1.67E + 00
Sr-90	Bone-C	3.73E + 02	4.02E - 02
Sr-91	Bone-I	2.46e + 00	6.10E + 00
Sr-92	GI Tract-C	1.37E - 02	1.09E + 03
Tc-99	GI Tract-T	5.85E - 01	2.62E + 01
Tc-99m	GI Tract-T	3.64E - 04	4.12E + 04
Tc-101	GI Tract-I	8.33E - 05	1.80E + 05
Te-127	GI Tract-T	4.87E - 03	3.08E + 03
Xe-131m	Skin	4.03E - 05	3.72E + 05
Xe-133	Total Body	1.39E - 05	3.60E + 05
Xe-133m	Skin	8.39E - 05	1.79E + 05
Xe-135	Total Body	8.32E - 05	6.01E + 04
Xe-135m	Total Body	9.55E - 05	5.24E + 04
Xe-137	Skin	5.85E - 04	2.56E + 04
Xe-138	Total body	2.70E - 04	1.85E + 04

PALISADES NUCLEAR PLANT
OFFSITE DOSE CALCULATION MANUAL

Revision 15

TABLE 1.9 (Continued)
2000 PALISADES GASEOUS DESIGN
OBJECTIVE ANNUAL QUANTITIES (Continued)

<u>Nuclide</u>	<u>Organ</u>	<u>Dose Factor</u> <u>Mrem/Ci</u>	<u>Design Objective</u> <u>Annual Quantity</u> <u>Ci</u>
Zn-65	Liver-C	9.38E - 01	1.60E + 01
Zr-95	GI Tract-T	3.90E - 01	3.85E + 01
Pu-238	Bone-T	1.42E + 03	1.06E - 02
Pu-239	Bone-T	1.64E + 03	9.15E - 03
Pu-241	Bone-T	3.45E + 01	4.35E - 01
Am-241	Bone-T	5.25E + 02	2.86E - 02
Cm-242	Lung-T	3.35E + 01	4.48E - 01
Cm-244	Bone-T	3.20E + 02	4.69E - 02
Ag-110m	GI-Tract-T	2.13E + 00	7.04E + 00
Ar-41	Total Body	3.64E - 04	1.37E + 04
Ba-139	GI Tract-C	2.97E - 03	5.05E + 03
Ba-140	Lung-T	1.26E - 01	1.19E + 02
Br-82	total Body-C	4.97E - 03	1.01E + 03
C-14	Bone-C	1.48E - 01	1.01E + 02
Ce-141	GI Tract-T	1.34E - 01	1.12E + 02
Ce-144	GI Tract-T	3.37E + 00	4.45E + 00
Co-57	GI Tract-T	8.53E - 02	1.76E + 02
Co-58	GI Tract-T	2.59E - 01	5.79E + 01
Co-60	GI Tract-T	6.86E + 00	2.19E + 00
Cr-51	GI Tract-A	3.75E - 03	1.33E + 03
Cs-134	Liver-C	8.77E + 00	1.71E + 00
Cs-136	Liver-I	1.99E - 01	7.54E + 01
Cs-137	Bone-C	9.58E + 00	1.57E + 00
Cs-138	Total body-C	1.00E - 01	5.00E + 01
Fe-55	Bone-C	2.06E - 01	7.28E + 01
Fe-59	GI Tract-T	3.20E - 01	4.69E + 01

PALISADES NUCLEAR PLANT
OFFSITE DOSE CALCULATION MANUAL

Revision 15

TABLE 1.9 (Continued)
2000 PALISADES GASEOUS DESIGN
OBJECTIVE ANNUAL QUANTITIES (Continued)

<u>Nuclide</u>	<u>Organ</u>	<u>Dose Factor</u> <u>Mrem/Ci</u>	<u>Design Objective</u> <u>Annual Quantity</u> <u>Ci</u>
H-3	Total Body-C	2.19E - 04	2.28E + 04
I-129	Thyroid-A	3.66E + 02	4.10E - 02
I-131	Thyroid-I	7.35E + 00	2.04E + 00
I-132	Thyroid-C	1.12E - 02	1.34E + 03
I-133	Thyroid-C	2.46E - 01	6.11E + 01
I-134	Thyroid-C	245E - 03	6.12E + 03
I-135	Thyroid-C	4.93E - 02	3.04E + 02
Kr-83m	Skin	8.82E - 07	1.70E + 07
Kr-85	Skin	9.14E - 05	1.64E + 05
Kr-85m	Total Body	5.22E - 05	9.58E + 04
Kr-87	Skin	8.03E - 04	1.87E + 04
Kr-88	Total Body	6.35E - 04	7.87E + 03
Kr-89	Total Body	5.08E - 04	9.84E + 03
La-140	GI Tract-T	3.04E - 02	4.93E + 02
Mn-54	GI Tract-T	6.29E - 01	2.38E + 01
Mn-56	GI Tract-C	6.91E - 03	2.17E + 03
Mo-99	GI Tract-T	1.66E - 02	9.04E + 02
N-13	Total Body-C	3.44E - 06	1.45E + 06

PALISADES NUCLEAR PLANT
OFFSITE DOSE CALCULATION MANUAL

Revision 15

II. LIQUID EFFLUENTS

A. CONCENTRATION

1. Requirements

Appendix A, Section III.G requires that the concentration of radioactive material released at any time from the site to unrestricted areas shall be limited to ten times the Effluent Concentration (EC) specified in 10 CFR 20, Appendix B, Table 2, Column 2 for nuclides other than dissolved or entrained noble gases. For dissolved or entrained noble gases, the concentration shall be limited to 2E-04 $\mu\text{Ci/ml}$ total activity. To ensure compliance, the following approach will be used for each release.

2. Prerelease Analysis

Most tanks will be recirculated through two volume changes prior to sampling for release to the environment to ensure that a representative sample is obtained. The appropriate recirculation time for those tanks too large to provide two volume changes will be the time that the suspended particulate concentration reaches steady state. Either a one-time test, or prior sampling data, may be used to determine appropriate recirculation time.

Prior to release, a grab sample will be analyzed for each release, and the concentration of each radionuclide determined.

$$C = \sum_{i=1}^n C_i \quad (2.1)$$

where:

C = Total concentration in the liquid effluent at the release point, $\mu\text{Ci/ml}$.

C_i = Concentration of a single radionuclide i, $\mu\text{Ci/ml}$.

PALISADES NUCLEAR PLANT
OFFSITE DOSE CALCULATION MANUAL

Revision 15

3. **Effluent Concentration (EC) - Sum of the Ratios**

The EC-Fraction (R_i) for each release point will be calculated by the relationship defined by Note 4 of Appendix B, 10 CFR 20:

$$R_j = \sum_i \frac{C_i}{EC_i} \leq 10.0 \quad (2.2)$$

where:

C_i = Effluent concentration of radionuclide i , $\mu\text{Ci/ml}$.

EC_i = The EC of radionuclide i , 10 CFR 20, Appendix B, Table 2, Column 2 - $\mu\text{Ci/ml}$.

R_i = The Total EC-Fraction for the release point.

The sum of the ratios at the discharge to the lake must be ≤ 10 due to the releases from any or all concurrent releases. The following relationship will assure this criterion is met:

$$f_1(R_1-1) + f_2(R_2-1) + f_3(R_3-1) \leq F \quad (2.3)$$

where:

f_1, f_2, f_3 = The effluent flow rate (gallons/minute) for the respective releases, determined by Plant personnel.

R_1, R_2, R_3 = The Total EC-Fractions for the respective releases as determined by Equation 2.2.

F = Minimum required dilution flow rate. Normally, a conservatively high dilution flow rate is used, that is, flow rate used = $(b_i)(F)$ where b_i is a conservative factor greater than 1.0.

PALISADES NUCLEAR PLANT
OFFSITE DOSE CALCULATION MANUAL

Revision 15

B. INSTRUMENT SETPOINTS

1. Setpoint Determination

Appendix A, Section III.F requires alarm setpoints for each liquid effluent monitor will be established using Plant instructions to ensure the requirements of Appendix A, Section III.G are not exceeded. Concentration, flow rate, dilution, principal gamma emitter, geometry, and detector efficiency are combined to give an equivalent setpoint in counts per minute (cpm). The identification number for each liquid effluent radiation detector is contained in Figure 2-2.

The respective alarm/trip setpoints at each release point will be set such that the sum of the ratios at each point, as calculated by Equation 2.2, will not be exceeded. The value of R is directly related to the total concentration calculated by Equation 2.1. An increase in the concentration would indicate an increase in the value of R. A large increase would cause the limits specified in Section 2.1.1 to be exceeded. The minimum alarm/trip setpoint value is equal to the release concentration, but for ease of operation it may be desired that the setpoint (S) be set above the effluent concentration (C) by the same factor (b) utilized in setting dilution flow. That is:

$$S = b \times C \quad (2.4)$$

Liquid effluent flow paths and release points are indicated in Figure 2.1.

2. Composite Samplers

Effluent pathways, Turbine Sump and Service Water, are equipped with continuous compositors to meet the requirements of Appendix A, Table D-1. These compositors are adjustable and normally set in a time mode and collect three to six samples hourly, 24 hours a day with a total collection of approximately one gallon per day. A representative sample is collected daily from the compositor and saved for the weekly, monthly analysis requirements of Appendix A, Table D-1. In the event that a compositor is not operational, effluent releases via this pathway may continue provided that grab samples are collected and analyzed for gross beta or gamma radioactivity at least once per 24 hours per Appendix A, Table C-1, Action 3.

PALISADES NUCLEAR PLANT
OFFSITE DOSE CALCULATION MANUAL

Revision 15

3. **Post-Release Analysis**

A post-release analysis will be done using actual release data to ensure that the limits specified in Section 1 were not exceeded.

A composite list on concentrations (C_i), by isotope, will be used with the actual liquid radwaste (f) and dilution (F) flow rates (or volumes) during the release. The data will be substituted into Equation 2.3 to demonstrate compliance with the limits in Section 1. This data and setpoints will be recorded in auditable records by Plant personnel.

C. **DOSE**

1. **RETS Requirement**

Appendix A, Section III.H.1 requires that the quantity of radionuclides released be limited such that the dose or dose commitment to an individual from radioactive materials in liquid effluents release to unrestricted areas from the reactor (see Figure 2-1) will not exceed:

- a. During any calendar quarter, 1.5 mrem to the total body and 5 mrem to any organ, and
- b. During any calendar year, 3 mrem to the total body and 10 mrem to any organ.

To ensure compliance, quantities of activity of each radionuclide released will be summed for each release and accumulated for each quarter as follows in Section 2.

PALISADES NUCLEAR PLANT
OFFSITE DOSE CALCULATION MANUAL

Revision 15

2. **Release Analysis**

Calculations shall be performed for each batch release, and weekly for continuous releases according to the formula:

$$\sum_i A_i/C_i \leq 0.5 \quad (2.5)$$

where:

A_i = Cumulative quarterly activity of nuclide i identified in liquid release (C_i).

C_i = Design objective annual quantity of radionuclide i from Table 2.2.

The design basis quantities are derived in such a conservative manner that doses may be greatly overestimated by this technique. As a consequence of this conservatism, and in light of historically consistent operations with releases well below annual design basis quantities, the Appendix A, effluent requirements do not require monthly dose projections. Instead, if at any time, calculations by Equation (2.5) results in values greater than 0.5 for a given quarter or 1.0 for year-to-date, the NRC LADTAP code will be run to ensure that Appendix A, Section III.H.1 has been met.

Values for the design basis quantities (C_i), and the dose per Curie (D_c/C_c) $_i$ for each nuclide i shown in Table 2.2, were calculated as follows in Sections 2.1 and 2.2.

a. **Water Ingestion**

The dose to an individual from ingestion of radioactivity from any source as described by the following equation:

$$D_j \sum_{i=1}^i (DCF)_{ij} \times I_i \quad (2.6)$$

where:

D_j = Dose for the j th organ from radionuclides releases, mrem.

j = The organ of interest.

PALISADES NUCLEAR PLANT
OFFSITE DOSE CALCULATION MANUAL

Revision 15

$(DCF)_{ij}$ = Ingestion dose commitment factor for the j th organ from the i^{th} radionuclide mrem/pCi, see Table 2.1.

I_i = Activity ingested of the i^{th} radionuclide, pCi.

I_i is described by:

$$I_i = \frac{(A_i)(V)(365)}{(1000)(d)} (1E06) \quad (2.7)$$

where:

365 = Days per year.

A_i = Annual activity released of i^{th} radionuclide, μCi .

V = Average rate of water consumption
(2000 ml/d - adult, 1400 ml/d - teen and child,
900 ml/d - infant, ICRP 23, p 358).

d = Dilution water flow for year, ml.

1000 = Dispersion factor from discharge to nearest drinking water supply.

1E06 = Conversion μCi to pCi.

The dose equation then becomes:

$$D_j = \frac{(3.65E05)(V)}{d} \sum_{i=1}^i (DCF)_{ij} \times A_i \text{ mrem} \quad (2.8)$$

PALISADES NUCLEAR PLANT
OFFSITE DOSE CALCULATION MANUAL

Revision 15

b. Fish Ingestion

The dose to an individual from the consumption of fish is described by Equation 2.10. In this case, the activity ingested of the i^{th} radionuclide (I_i) is described by:

$$I_i = \frac{A_i B_i F (1E09)}{15d} = \mu\text{Ci} \quad (2.9)$$

where:

A_i = Annual released of i^{th} radionuclide, μCi .

B_i = Fish concentration factor of i^{th} radionuclide (see Table 2.0). $\frac{\mu\text{Ci/gm}}{\mu\text{Ci/ml}}$

F = Amount of fish eaten per year (21 kg adult, 16 kg teen, 6.9 kg child, none infant).

15 = Dispersion factor from discharge to fish exposure point.

d = Dilution water flow for year, ml.

$1E09$ = Conversion of μCi and Kgm to gross.

Substitution of Equation 2.9 into Equation 2.6 gives:

$$D_j = \frac{(6.7E07)F}{d} \sum_{i=1}^i A_i \times B_i \times \text{DCF}_i \text{ mrem} \quad (2.10)$$

PALISADES NUCLEAR PLANT
OFFSITE DOSE CALCULATION MANUAL

Revision 15

c. Annual Analysis

A complete analysis utilizing the NRC computer code LADTAP with the total source release will be done annually in conjunction with the annual environmental report. This analysis will provide estimates of dose to the total body and various organs in addition to the dose limiting organs considered in the method of Section 2. The following approach is utilized on LADTAP. The dose to the j^{th} organ from m radionuclides, D_j , is described by:

$$D_j = \sum_{i=1}^m D_{ij} \text{ mrem} \quad (2.11)$$
$$= \sum_{i=1}^m (\text{DCF})_{ij} \times I_j \text{ mrem}$$

where:

D_j = Dose to the j^{th} organ from the i^{th} radionuclide, mrem.

j = The organ of interest (bone, GI tract, thyroid, liver, kidney, lung, or total body).

$(\text{DCF})_{ij}$ = Adult ingestion dose commitment factor for the j^{th} organ from the i^{th} radionuclide, mrem/pCi (see Table 2.1).

I_i = Activity ingested of the i^{th} radionuclide, μCi .

I_i for water ingestion is described by:

$$I_i = \frac{A_i V_r}{vd} \mu\text{Ci} \quad (2.13)$$

and for fish ingestion I_i is described by:

$$I_i = \frac{A_i B_i F_r}{v d} \mu\text{Ci}$$

PALISADES NUCLEAR PLANT
OFFSITE DOSE CALCULATION MANUAL

Revision 15

where:

- A_j = Activity release of j^{th} radionuclide during the year, μCi .
- V = Average rate of water consumption (2000 ml/d).
- Γ = Number of days during the year (365 d).
- v = Dispersion factor from point of discharge to point of exposure.
- d = Dilution water volume (ml).
- B_i = Fish concentration factor of the i^{th} radionuclide,

Table 2.0, $\frac{\mu\text{Ci/gm}}{\mu\text{Ci/ml}}$

- F = Amount of fish eaten per day (57.5 gm/d).

D. OPERABILITY OF LIQUID RADWASTE EQUIPMENT

The Palisades liquid radwaste system is designed to reduce the radioactive materials in liquid wastes prior to their discharge (by recycle or shipment for disposal) so that radioactivity in liquid effluent releases to unrestricted areas (see Figure 2-1) will not exceed the limits of Appendix A, III.H.1. Maintaining the cumulative fraction if allowable release for each batch release and weekly for continuous releases assures compliance with this requirement. In addition, 13 years of operating experience (to the date this ODCM was first adopted) has shown that design basis quantities never have been exceeded.

PALISADES NUCLEAR PLANT
OFFSITE DOSE CALCULATION MANUAL

Revision 15

E. RELEASE RATE FOR OFFSITE EC (50 mRem/yr)

10 CFR 20.1302 requires radioactive effluent releases to unrestricted areas be less than the limits specified in Appendix B, Table 2 when averaged over a period not to exceed one year. Concentrations at this Effluent Concentration (EC) level, if ingested for one year, will result in a dose of 50 millirem to the total body. In addition, 10 CFR 50.36a requires that the release of radioactive materials be kept as low as is reasonably achievable. Appendix I to 10 CFR 50 provides the numerical guidelines on limiting conditions for operations to meet the as low as is reasonably achievable requirement.

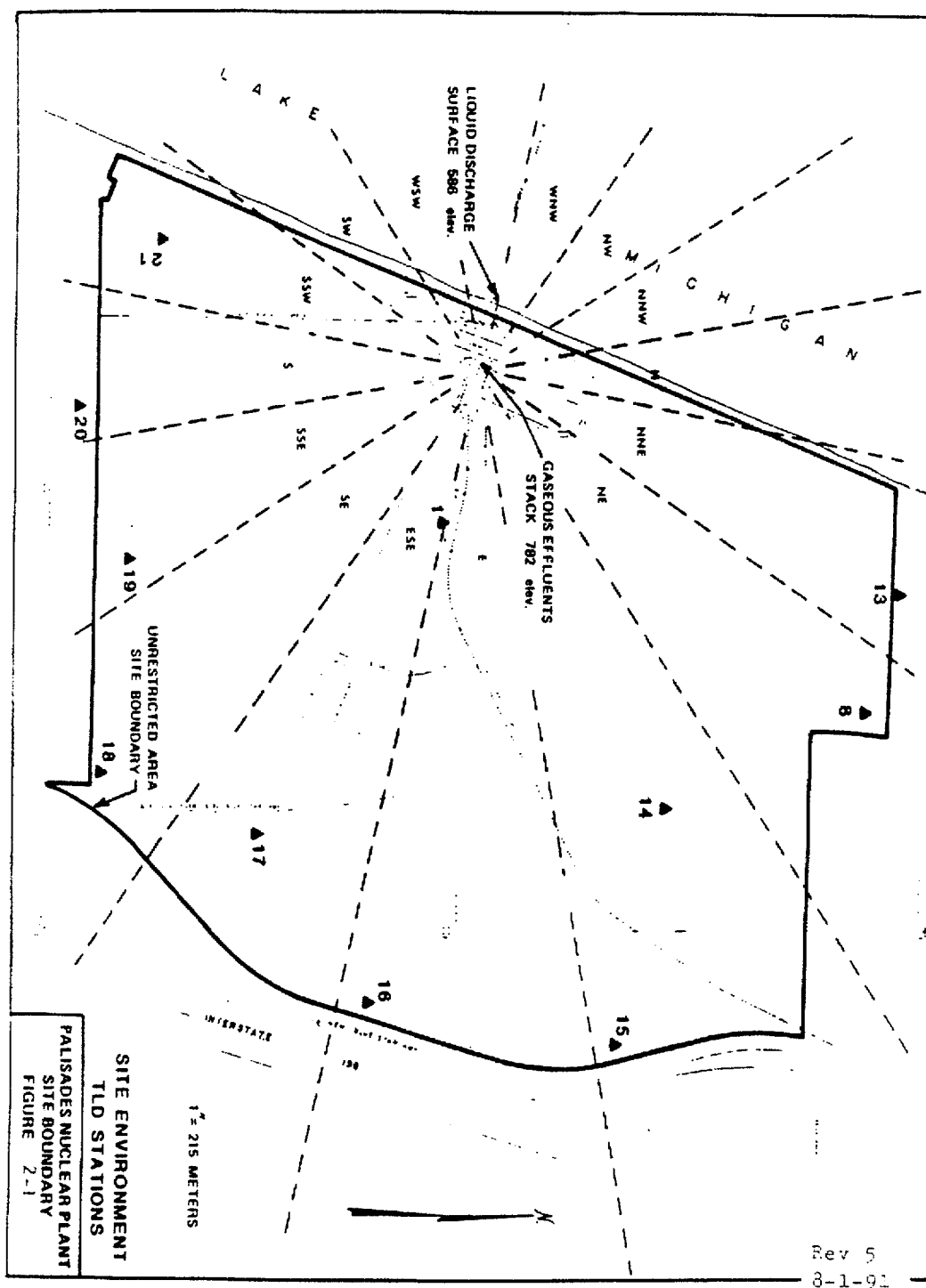
The LADTAP code has been run to determine the dose due to drinking water at Plant discharge concentration (1,000 x nearest drinking water intake concentration). The nominal average source term used is given in Table 1.1. Dose to the most limiting organ of the person hypothetically drinking this water is 3.88E-03 mrem. This is only 0.13% of the more conservative 50 mrem/yr total body value.

PALISADES NUCLEAR PLANT **OFFSITE DOSE CALCULATION MANUAL**

Revision 15

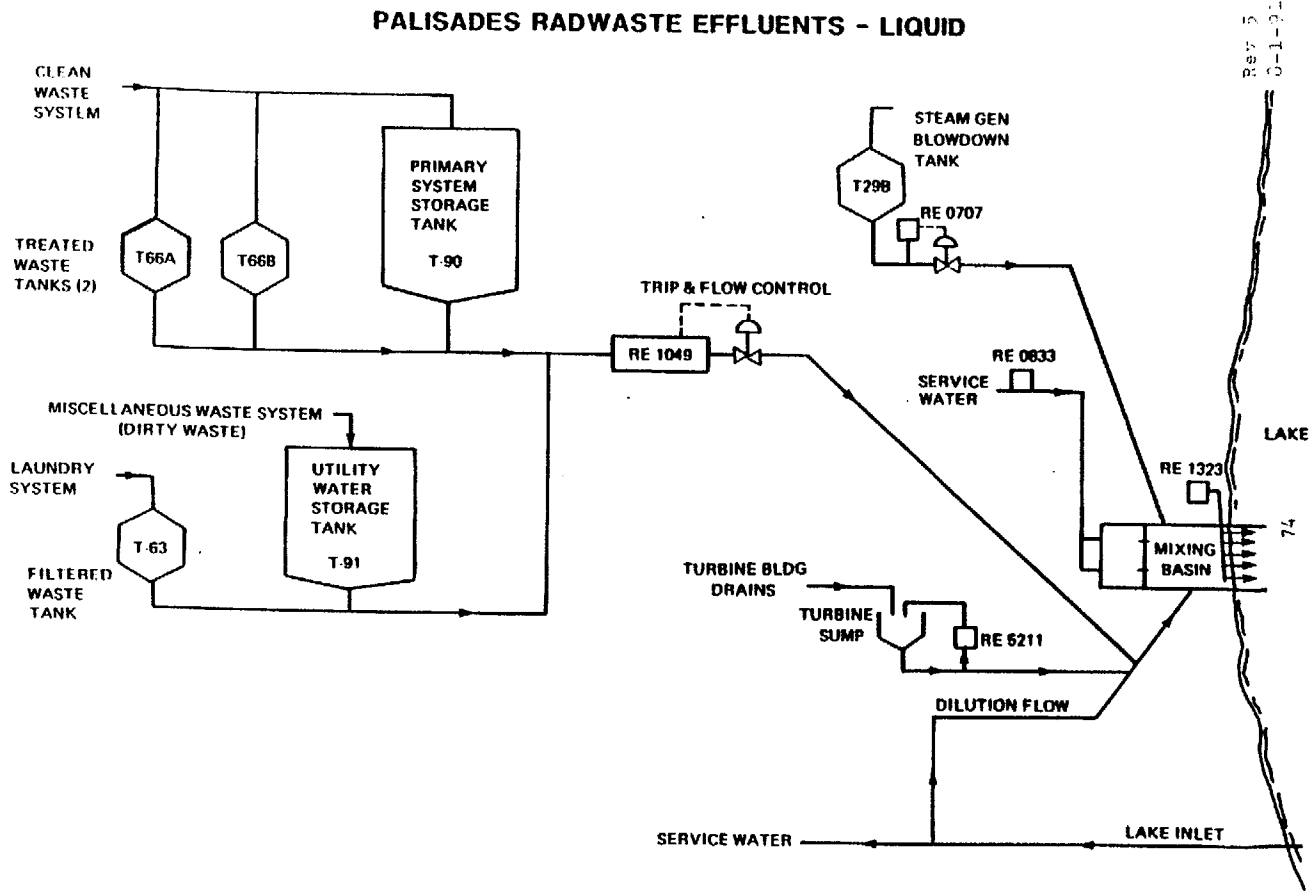
F. FIGURES AND TABLES

Figure 2-1



Revision 15

Figure 2-2



PALISADES NUCLEAR PLANT
OFFSITE DOSE CALCULATION MANUAL

Revision 15

TABLE 2.0

BIOACCUMULATION FACTORS

$\mu\text{Ci/gm}$ per $\mu\text{Ci/ml}$

<u>ELEMENT</u>	<u>FRESHWATER FISH</u>
H	9.0E-01
C	4.6E 03
NA	1.0E 02
P	1.0E 05
CR	2.0E 02
MN	4.0E 02
FE	1.0E 02
CO	5.0E 01
NI	1.0E 02
CU	5.0E 01
ZN	2.0E 03
BR	4.2E 02
RB	2.0E 03
SR	3.0E 01
Y	2.5E 01
ZR	3.3E 00
NB	3.0E 04
MO	1.0E 01
TC	1.5E 01
RU	1.0E 01
RH	1.0E 01
TE	4.0E 02
I	1.5E 01
CS	2.0E 03
BA	4.0E 00
LA	2.5E 01
CE	1.0E 00
PR	2.5E 01
ND	2.5E 01
W	1.2E 03
NP	1.0E 01

PALISADES NUCLEAR PLANT
OFFSITE DOSE CALCULATION MANUAL

Revision 15

TABLE 2.1

INFANT INGESTION DOSE COMMITMENT FACTORS (MREM/50Y PER PCI INGESTED IN FIRST YR)

ISOTOPE	BONE	LIVER	TOTAL BODY	THYROID	KIDNEY	LUNG	GI-LLI
H3	0.	3.08E-07	3.08E-07	3.08E-07	3.08E-07	3.08E-07	3.08E-07
BE10	1.71E-05	2.49E-06	5.16E-07	0.	1.64E-06	0.	2.78E-05
C14	2.37E-05	5.06E-06	5.06E-06	5.06E-06	5.06E-06	5.06E-06	5.06E-06
N13	5.85E-08	5.85E-08	5.85E-08	5.835E-08	5.85E-08	5.85E-08	5.85E-08
F18	5.19E-06	0.	4.43E-07	0.	0.	0.	1.22E-06
NA22	9.83E-05	9.83E-05	9.83E-05	9.83E-05	9.83E-05	9.83E-05	9.83E-05
NA24	1.01E-05	1.01E-05	1.01E-05	1.01E-05	1.01E-05	1.01E-05	1.01E-05
P32	1.70E-03	1.00E-04	6.59E-05	0.	0.	0.	2.30E-05
AR39	0.	0.	0.	0.	0.	0.	0.
AR41	0.	0.	0.	0.	0.	0.	0.
CA41	3.74E-04	0.	4.08E-05	0.	0.	0.	1.91E-07
SC46	3.75E-08	5.41E-08	1.69E-08	0.	3.56E-08	0.	3.53E-05
CR51	0.	0.	1.41E-08	9.20E-09	2.01E-09	1.79E-08	4.11E-07
MN54	0.	1.99E-05	4.51E-06	0.	4.41E-06	0.	7.31E-06
MN56	0.	8.18E-07	1.41E-07	0.	7.03E-07	0.	7.43E-05
FE55	1.39E-05	8.98E-06	2.40E-06	0.	0.	4.39E-06	1.14E-06
FE59	3.08E-05	5.38E-05	2.12E-05	0.	0.	1.59E-05	2.57E-05
CO57	0.	1.15E-06	1.87E-06	0.	0.	0.	3.92E-06
CO58	0.	3.60E-06	8.98E-06	0.	0.	0.	8.97E-06
CO60	0.	1.08E-05	2.55E-05	0.	0.	0.	2.57E-05
NI59	4.78E-05	1.45E-05	8.17E-06	0.	0.	0.	7.16E-07
NI63	6.34E-04	3.92E-05	2.20E-05	0.	0.	0.	1.95E-06
NI65	4.70E-06	5.32E-07	2.42E-07	0.	0.	0.	4.05E-05
CU64	0.	6.09E-07	2.82E-07	0.	1.03E-06	0.	1.25E-05
ZN65	1.84E-05	6.31E-05	2.91E-05	0.	3.06E-05	0.	5.33E-05
ZN69M + D	1.50E-06	3.06E-06	2.79E-07	0.	1.24E-06	0.	4.24E-05
ZN69	9.33E-08	1.68E-07	1.25E-08	0.	6.98E-08	0.	1.37E-05
SE79	0.	2.10E-05	3.90E-06	0.	2.43E-05	0.	5.58E-07
BR82	0.	0.	1.27E-05	0.	0.	0.	0.
BR83 + D	0.	0.	3.63E-07	0.	0.	0.	0.
BR84	0.	0.	3.82E-07	0.	0.	0.	0.
BR85	0.	0.	1.94E-08	0.	0.	0.	0.
KR83M	0.	0.	0.	0.	0.	0.	0.
KR85M	0.	0.	0.	0.	0.	0.	0.
KR85	0.	0.	0.	0.	0.	0.	0.
KR87	0.	0.	0.	0.	0.	0.	0.
KR88 + D	0.	0.	0.	0.	0.	0.	0.
KR89	0.	0.	0.	0.	0.	0.	0.
RB86	0.	1.70E-04	8.40E-05	0.	0.	0.	4.35E-06
RB87	0.	8.88E-05	3.52E-05	0.	0.	0.	5.98E-07
RB88	0.	4.98E-07	2.73E-07	0.	0.	0.	4.85E-07
RB89 + D	0.	2.86E-07	1.97E-07	0.	0.	0.	9.74E-08
SR89 + D	2.51E-03	0.	7.20E-05	0.	0.	0.	5.16E-05
SR90 + D	1.85E-02	0.	4.71E-03	0.	0.	0.	2.31E-04
SR91 + D	5.00E-05	0.	1.81E-06	0.	0.	0.	5.92E-05
SR92 + D	1.92E-05	0.	7.13E-07	0.	0.	0.	2.07E-04

PALISADES NUCLEAR PLANT
OFFSITE DOSE CALCULATION MANUAL

Revision 15

TABLE 2.1

INFANT INGESTION DOSE COMMITMENT FACTORS (MREM/50Y PER PCI INGESTED IN FIRST YR)

ISOTOPE	BONE	LIVER	TOTAL BODY	THYROID	KIDNEY	LUNG	GI-LLI
Y90	8.69E-08	0.	2.33E-09	0.	0.	0.	1.20E-04
Y91M + D	8.10E-10	0.	2.76E-11	0.	0.	0.	2.70E-06
Y91	1.13E-06	0.	3.01E-08	0.	0.	0.	8.10E-05
Y92	7.65E-09	0.	2.15E-10	0.	0.	0.	1.46E-04
Y93	2.43E-08	0.	6.62E-10	0.	0.	0.	1.92E-04
ZR93 + D	1.93E-07	9.18E-08	5.54E-08	0.	2.71E-07	0.	2.39E-05
ZR95 + D	2.06E-07	5.02E-08	3.56E-08	0.	5.41E-08	0.	2.50E-05
ZR97 + D	1.48E-08	2.54E-09	1.16E-09	0.	2.56E-09	0.	1.62E-04
NB93M	1.23E-07	3.33E-08	1.04E-08	0.	3.25E-08	0.	3.98E-06
NB95	4.20E-08	1.73E-08	1.00E-08	0.	1.24E-08	0.	1.46E-05
NB97	4.59E-10	9.79E-11	3.53E-11	0.	7.65E-11	0.	3.09E-05
MO93	0.	5.65E-05	1.82E-06	0.	1.13E-05	0.	1.21E-06
MO99 + D	0.	3.40E-05	6.63E-06	0.	5.08E-05	0.	1.12E-05
TC99M	1.92E-09	3.96E-09	5.10E-08	0.	4.26E-08	2.07E-09	1.15E-06
TC99	1.08E-06	1.46E-06	4.55E-07	0.	1.23E-05	1.42E-07	6.31E-06
TC101	2.27E-09	2.86E-09	2.83E-08	0.	3.40E-08	1.56E-09	4.86E-07
RU103 + D	1.48E-06	0.	4.95E-07	0.	3.08E-06	0.	1.80E-05
RU105 + D	1.36E-07	0.	4.58E-08	0.	1.00E-06	0.	5.41E-05
RU106 + D	2.41E-05	0.	3.01E-06	0.	2.85E-05	0.	1.83E-04
RH105	1.09E-06	7.13E-07	4.79E-07	0.	1.98E-06	0.	1.77E-05
PD107	0.	1.19E-06	8.45E-08	0.	6.79E-06	0.	9.46E-07
PD109	0.	1.50E-06	3.62E-07	0.	5.51E-06	0.	3.68E-05
AG110M + D	9.96E-07	7.27E-07	4.81E-07	0.	1.04E-06	0.	3.77E-05
AG111	5.20E-07	2.02E-07	1.07E-07	0.	4.22E-07	0.	4.82E-05
CD113M	0.	1.77E-05	6.52E-07	0.	1.34E-05	0.	2.66E-05
CD115M	0.	1.42E-05	4.93E-07	0.	7.41E-06	0.	8.09E-05
SN123	2.49E-04	3.89E-06	6.50E-06	3.91E-06	0.	0.	6.58E-05
SN125 + D	7.41E-05	1.38E-06	3.29E-06	1.36E-06	0.	0.	1.11E-04
SN126 + D	5.53E-04	7.26E-06	1.80E-05	1.91E-06	0.	0.	2.52E-05
SB124	2.14E-05	3.15E-07	6.63E-06	5.68E-08	0.	1.34E-05	6.60E-05
SB125 + D	1.23E-05	1.19E-07	2.53E-06	1.54E-08	0.	7.72E-06	1.64E-05
SB126	8.06E-06	1.58E-07	2.91E-06	6.19E-08	0.	5.07E-06	8.35E-05
SB127	2.23E-06	3.98E-08	6.90E-07	2.84E-08	0.	1.15E-06	5.91E-05
TE125M	2.33E-05	7.79E-06	3.15E-06	7.84E-06	0.	0.	1.11E-05
TE127M + D	5.85E-05	1.94E-05	7.08E-06	1.69E-05	1.44E-04	0.	2.36E-05
TE127	1.00E-06	3.35E-07	2.15E-07	8.14E-07	2.44E-06	0.	2.10E-05
TE129M + D	1.00E-04	3.43E-05	1.54E-05	3.84E-05	2.50E-04	0.	5.97E-05
TE129	2.84E-07	9.79E-08	6.63E-08	2.38E-07	7.07E-07	0.	2.27E-05
TE131M + D	1.52E-05	6.12E-06	5.05E-06	1.24E-05	4.21E-05	0.	1.03E-04
TE131 + D	1.76E-07	6.50E-08	4.94E-08	1.57E-07	4.50E-07	0.	7.11E-06
TE132 + D	2.08E-05	1.03E-05	9.61E-06	1.52E-05	6.44E-05	0.	3.81E-05
TE133M + D	3.91E-07	1.79E-07	1.71E-07	3.45E-07	1.22E-06	0.	1.93E-05
TE134 + D	2.67E-07	1.34E-07	1.38E-07	2.39E-07	9.03E-07	0.	3.06E-06
I129	2.86E-05	2.12E-05	1.55E-05	1.36E-02	2.51E-05	0.	4.24E-07
I130	6.00E-06	1.32E-05	5.30E-06	1.48E-03	1.45E-05	0.	2.83E-06
I131 + D	3.59E-05	4.23E-05	1.86E-05	1.39E-02	4.94E-05	0.	1.51E-06

PALISADES NUCLEAR PLANT
OFFSITE DOSE CALCULATION MANUAL

Revision 15

TABLE 2.1

INFANT INGESTION DOSE COMMITMENT FACTORS (MREM/50Y PER PCI INGESTED IN FIRST YR)

ISOTOPE	BONE	LIVER	TOTAL BODY	THYROID	KIDNEY	LUNG	GI-LLI
I132	1.66E-06	3.37E-06	1.20E-06	1.58E-04	3.76E-06	0.	2.73E-06
I133 + D	1.25E-05	1.82E-05	5.33E-06	3.31E-03	2.14E-05	0.	3.08E-06
I134	8.69E-07	1.78E-06	6.33E-07	4.15E-05	1.99E-06	0.	1.84E-06
I135 + D	3.64E-06	7.24E-06	2.64E-06	6.49E-04	8.07E-06	0.	2.62E-06
XE131M	0.	0.	0.	0.	0.	0.	0.
XE133M	0.	0.	0.	0.	0.	0.	0.
XE133	0.	0.	0.	0.	0.	0.	0.
XE135M	0.	0.	0.	0.	0.	0.	0.
XE135	0.	0.	0.	0.	0.	0.	0.
XE137	0.	0.	0.	0.	0.	0.	0.
XE138 + D	0.	0.	0.	0.	0.	0.	0.
CS134M + D	1.76E-07	2.93E-07	1.48E-07	0.	1.13E-07	2.60E-08	2.32E-07
CS134	3.77E-04	7.03E-04	7.10E-05	0.	1.81E-04	7.42E-05	1.91E-06
CS135	1.33E-04	1.21E-04	6.30E-06	0.	3.44E-05	1.31E-05	4.37E-07
CS136	4.59E-05	1.35E-04	5.04E-05	0.	5.38E-05	1.10E-05	2.05E-06
CS137 + D	5.22E-04	6.11E-04	4.33E-05	0.	1.64E-04	6.64E-05	1.91E-06
CS138	4.81E-07	7.82E-07	3.79E-07	0.	3.90E-07	6.09E-08	1.25E-06
CS139 + D	3.10E-07	4.24E-07	1.62E-07	0.	2.19E-07	3.30E-08	2.66E-08
BA139	8.81E-07	5.84E-10	2.55E-08	0.	3.51E-10	3.54E-10	5.58E-05
BA140 + D	1.71E-04	1.71E-07	8.81E-06	0.	4.06E-08	1.05E-07	4.20E-05
BA141 + D	4.25E-07	2.91E-10	1.34E-08	0.	1.75E-10	1.77E-10	5.19E-06
BA142 + D	1.84E-07	1.53E-10	9.06E-09	0.	8.81E-11	9.26E-11	7.59E-07
LA140	2.11E-08	8.32E-09	2.14E-09	0.	0.	0.	9.77E-05
LA141	2.89E-09	8.38E-10	1.46E-10	0.	0.	0.	9.61E-05
LA142	1.10E-09	4.04E-10	9.67E-11	0.	0.	0.	6.86E-05
CE141	7.87E-08	4.80E-08	5.65E-09	0.	1.48E-08	0.	2.48E-05
CE143 + D	1.48E-08	9.82E-06	1.12E-09	0.	2.86E-09	0.	5.73E-05
CE144 + D	2.98E-06	1.22E-06	1.67E-07	0.	4.93E-07	0.	1.71E-04
PR143	8.18E-08	3.04E-08	4.03E-09	0.	1.13E-08	0.	4.29E-05
PR144	2.74E-10	1.06E-10	1.38E-11	0.	3.84E-11	0.	4.93E-06
ND147 + D	5.53E-08	5.68E-08	3.48E-09	0.	2.19E-08	0.	3.60E-05
PM147	3.88E-07	3.27E-08	1.59E-08	0.	4.88E-08	0.	9.27E-06
PM148M + D	1.65E-07	4.18E-08	3.28E-08	0.	4.80E-08	0.	5.44E-05
PM148	6.32E-08	9.13E-09	4.60E-09	0.	1.09E-08	0.	9.74E-05
PM149	1.38E-08	1.81E-09	7.90E-10	0.	2.20E-09	0.	4.86E-05
PM151	6.18E-09	9.01E-10	4.56E-10	0.	1.07E-09	0.	4.17E-05
SM151	2.90E-07	6.67E-08	1.44E-08	0.	4.53E-08	0.	5.58E-06
SM153	7.72E-09	5.97E-09	4.58E-10	0.	1.25E-09	0.	3.12E-05
EU152	6.74E-07	1.79E-07	1.51E-07	0.	5.02E-07	0.	1.59E-05
EU154	2.64E-06	3.67E-07	2.20E-07	0.	9.95E-07	0.	4.58E-05
EU155	5.42E-07	6.25E-08	3.23E-08	0.	1.40E-07	0.	8.37E-05
EU156	1.14E-07	7.06E-08	1.12E-08	0.	3.26E-08	0.	6.67E-05
TB160	2.59E-07	0.	3.24E-08	0.	7.37E-08	0.	3.45E-05
HO166M	1.25E-06	2.69E-07	2.13E-07	0.	3.57E-07	0.	0.
W181	8.85E-08	2.72E-08	3.04E-09	0.	0.	0.	3.82E-07
W185	3.62E-06	1.13E-06	1.29E-07	0.	0.	0.	1.62E-05
W187	9.03E-07	6.28E-07	2.17E-07	0.	0.	0.	3.69E-05

PALISADES NUCLEAR PLANT
OFFSITE DOSE CALCULATION MANUAL

Revision 15

TABLE 2.1

INFANT INGESTION DOSE COMMITMENT FACTORS (MREM/50Y PER PCI INGESTED IN FIRST YR)

ISOTOPE	BONE	LIVER	TOTAL BODY	THYROID	KIDNEY	LUNG	GI-LLI
PB210 + D	5.28E-02	1.42E-02	2.38E-03	0.	4.33E-02	0.	5.62E-05
BI210 + D	4.16E-06	2.68E-05	3.58E-07	0.	2.08E-04	0.	5.27E-05
PO210	3.10E-03	5.93E-03	7.41E-04	0.	1.26E-02	0.	6.61E-05
RN222 + D	0.	0.	0.	0.	0.	0.	0.
RA223 + D	4.41E-02	6.42E-05	8.82E-03	0.	1.17E-03	0.	3.43E-04
RA224 + D	1.46E-02	3.29E-05	2.91E-03	0.	6.00E-04	0.	3.86E-04
RA225 + D	5.78E-02	6.42E-05	1.15E-02	0.	1.19E-03	0.	3.24E-04
RA226 + D	6.20E-01	4.76E-05	5.14E-01	0.	8.71E-04	0.	3.44E-04
RA228 + D	4.32E-01	2.58E-05	4.86E-01	0.	4.73E-04	0.	5.86E-05
AC225	3.92E-05	5.03E-05	2.63E-06	0.	3.69E-06	0.	4.36E-04
AC227 + D	4.49E-03	7.67E-04	2.79E-04	0.	1.56E-04	0.	8.50E-05
TH227 + D	1.20E-04	2.01E-06	3.45E-06	0.	7.41E-06	0.	5.70E-04
TH228 + D	2.47E-03	3.38E-05	8.36E-05	0.	1.58E-04	0.	5.84E-04
TH229	1.48E-02	1.94E-04	7.29E-04	0.	9.29E-04	0.	5.31E-04
TH230	3.80E-03	1.90E-04	1.06E-04	0.	9.12E-04	0.	6.24E-05
TH232 + D	4.24E-03	1.63E-04	1.65E-04	0.	7.79E-04	0.	5.31E-05
TH234	6.92E-07	3.77E-08	2.00E-08	0.	1.39E-07	0.	1.19E-04
PA231 + D	7.57E-03	2.50E-04	3.02E-04	0.	1.34E-03	0.	7.44E-05
PA233	3.11E-08	6.09E-09	5.43E-09	0.	1.67E-08	0.	1.46E-05
U232 + D	2.42E-02	0.	2.16E-03	0.	2.37E-03	0.	7.04E-05
U233 + D	5.08E-03	0.	3.87E-04	0.	1.08E-03	0.	6.51E-05
U234	4.88E-03	0.	3.80E-04	0.	1.06E-03	0.	6.37E-05
U235 + D	4.67E-03	0.	3.56E-04	0.	9.93E-04	0.	8.10E-05
U236	4.67E-03	0.	3.64E-04	0.	1.01E-03	0.	5.98E-05
U237	4.95E-07	0.	1.32E-07	0.	1.23E-06	0.	2.11E-05
U238 + D	4.47E-03	0.	3.33E-04	0.	9.28E-04	0.	5.71E-05
NP237 + D	2.53E-03	1.93E-04	1.05E-04	0.	6.34E-04	0.	8.23E-05
NP238	1.24E-07	3.12E-09	1.92E-09	0.	6.81E-09	0.	4.17E-05
NP239	1.11E-08	9.93E-10	5.61E-10	0.	1.98E-09	0.	2.87E-05
PU238	1.34E-03	1.69E-04	3.40E-05	0.	1.21E-04	0.	7.57E-05
PU239	1.45E-03	1.77E-04	3.54E-05	0.	1.28E-04	0.	6.91E-05
PU240	1.45E-03	1.77E-04	3.54E-05	0.	1.28E-04	0.	7.04E-05
PU241 + D	4.38E-05	1.90E-06	8.82E-07	0.	3.17E-06	0.	1.45E-06
PU242	1.35E-03	1.70E-04	3.41E-05	0.	1.23E-04	0.	6.77E-05
PU244	1.57E-03	1.95E-04	3.91E-05	0.	1.41E-04	0.	1.01E-04
AM241	1.53E-03	7.18E-04	1.09E-04	0.	6.55E-04	0.	7.70E-05
AM242M	1.58E-03	7.02E-04	1.13E-04	0.	6.64E-04	0.	9.69E-05
AM243	1.51E-03	6.88E-04	1.06E-04	0.	6.36E-04	0.	9.03E-05
CM242	1.37E-04	1.24E-04	9.10E-06	0.	2.62E-05	0.	8.23E-05
CM243	1.45E-03	6.88E-04	8.98E-05	0.	3.27E-04	0.	8.10E-05
CM244	1.22E-03	6.16E-04	7.59E-05	0.	2.71E-04	0.	7.84E-05
CM245	1.88E-03	7.49E-04	1.13E-04	0.	4.32E-04	0.	7.30E-05
CM246	1.87E-03	7.49E-04	1.13E-04	0.	4.31E-04	0.	7.17E-05
CM247 + D	1.82E-03	7.36E-04	1.11E-04	0.	4.24E-04	0.	9.43E-05
CM248	1.51E-02	6.07E-03	9.16E-04	0.	3.50E-03	0.	1.52E-03
CF252	1.24E-03	0.	2.95E-05	0	0.	0.	2.99E-04

PALISADES NUCLEAR PLANT
OFFSITE DOSE CALCULATION MANUAL

Revision 15

TABLE 2.1

CHILD INGESTION DOSE COMMITMENT FACTORS (MREM/50Y PER PCI INGESTED IN FIRST YR)							
ISOTOPE	BONE	LIVER	TOTAL BODY	THYROID	KIDNEY	LUNG	GI-LLI
H3	0.	2.03E-07	2.03E-07	2.03E-07	2.03E-07	2.03E-07	2.03E-07
BE10	1.35E-05	1.57E-06	3.39E-07	0.	1.11E-06	0.	2.75E-05
C14	1.21E-05	2.42E-06	2.42E-06	2.42E-06	2.42E-06	2.42E-06	2.42E-06
N13	3.10E-08	3.10E-08	3.10E-08	3.10E-08	3.10E-08	3.10E-08	3.10E-08
F18	2.49E-06	0.	2.47E-07	0.	0.	0.	6.74E-07
NA22	5.88E-05	5.88E-05	5.88E-05	5.88E-05	5.88E-05	5.88E-05	5.88E-05
NA24	5.80E-06	5.80E-06	5.80E-06	5.80E-06	5.80E-06	5.80E-06	5.80E-06
P32	8.25E-04	3.86E-05	3.18E-05	0.	0.	0.	2.28E-05
AR39	0.	0.	0.	0.	0.	0.	0.
AR41	0.	0.	0.	0.	0.	0.	0.
CA41	3.47E-04	0.	3.79E-05	0.	0.	0.	1.90E-07
SC46	1.97E-08	2.70E-08	1.04E-08	0.	2.30E-08	0.	3.95E-05
CR51	0.	0.	8.90E-09	4.94E-09	1.35E-09	9.02E-09	4.72E-07
MN54	0.	1.07E-05	2.85E-06	0.	3.00E-06	0.	8.98E-06
MN56	0.	3.34E-07	7.54E-08	0.	4.04E-07	0.	4.84E-05
FE55	1.15E-05	6.10E-06	1.89E-06	0.	0.	3.45E-06	1.13E-06
FE59	1.65E-05	2.67E-05	1.33E-05	0.	0.	7.74E-06	2.78E-05
CO57	0.	4.93E-07	9.98E-07	0.	0.	0.	4.04E-06
CO58	0.	1.80E-06	5.51E-06	0.	0.	0.	1.05E-05
CO60	0.	5.29E-06	1.56E-05	0.	0.	0.	2.93E-05
NI59	4.02E-05	1.07E-05	6.82E-06	0.	0.	0.	7.10E-07
NI63	5.38E-04	2.88E-05	1.83E-05	0.	0.	0.	1.94E-06
NI65	2.22E-06	2.09E-07	1.22E-07	0.	0.	0.	2.56E-05
CU64	0.	2.45E-07	1.48E-07	0.	5.92E-07	0.	1.15E-05
ZN65	1.37E-05	3.65E-05	2.27E-05	0.	2.30E-05	0.	6.41E-06
ZN69M + D	7.10E-07	1.21E-06	1.43E-07	0.	7.03E-07	0.	3.94E-05
ZN69	4.38E-08	6.33E-08	5.85E-09	0.	3.84E-08	0.	3.99E-06
SE79	0.	8.43E-06	1.87E-06	0.	1.37E-05	0.	5.53E-07
BR82	0.	0.	7.55E-06	0.	0.	0.	0.
BR83 + D	0.	0.	1.71E-07	0.	0.	0.	0.
BR84	0.	0.	1.98E-07	0.	0.	0.	0.
BR85	0.	0.	9.12E-09	0.	0.	0.	0.
KR83M	0.	0.	0.	0.	0.	0.	0.
KR85M	0.	0.	0.	0.	0.	0.	0.
KR85	0.	0.	0.	0.	0.	0.	0.
KR87	0.	0.	0.	0.	0.	0.	0.
KR88 + D	0.	0.	0.	0.	0.	0.	0.
KR89	0.	0.	0.	0.	0.	0.	0.
RB86	0.	6.70E-05	4.12E-05	0.	0.	0.	4.31E-06
RB87	0.	3.95E-05	1.83E-05	0.	0.	0.	5.92E-07
RB88	0.	1.90E-07	1.32E-07	0.	0.	0.	9.32E-09
RB89 + D	0.	1.17E-07	1.04E-07	0.	0.	0.	1.02E-09
SR89 + D	1.32E-03	0.	3.77E-05	0.	0.	0.	5.11E-05
SR90 + D	1.70E-02	0.	4.31E-03	0.	0.	0.	2.29E-04
SR91 + D	2.40E-05	0.	9.06E-07	0.	0.	0.	5.30E-05
SR92 + D	9.03E-06	0.	3.62E-07	0.	0.	0.	1.71E-04

**PALISADES NUCLEAR PLANT
OFFSITE DOSE CALCULATION MANUAL**

Revision 15

TABLE 2.1

CHILD INGESTION DOSE COMMITMENT FACTORS (MREM/50Y PER PCI INGESTED IN FIRST YR)							
ISOTOPE	BONE	LIVER	TOTAL BODY	THYROID	KIDNEY	LUNG	GI-LLI
Y90	4.11E-08	0.	1.10E-09	0.	0.	0.	1.17E-04
Y91M+D	3.82E-10	0.	1.39E-11	0.	0.	0.	7.48E-07
Y91	6.02E-07	0.	1.61E-08	0.	0.	0.	8.02E-05
Y92	3.60E-09	0.	1.03E-10	0.	0.	0.	1.04E-04
Y93	1.14E-08	0.	3.13E-10	0.	0.	0.	1.70E-04
ZR93+D	1.67E-07	6.25E-08	4.45E-08	0.	2.42E-07	0.	2.37E-05
ZR95+D	1.16E-07	2.55E-08	2.27E-08	0.	3.65E-08	0.	2.66E-05
ZR97+D	6.99E-09	1.01E-09	5.96E-10	0.	1.45E-09	0.	1.53E-04
NB93M	1.05E-07	2.62E-08	8.61E-09	0.	2.83E-08	0.	3.95E-06
NB95	2.25E-08	8.76E-09	6.26E-09	0.	8.23E-09	0.	1.62E-05
NB97	2.17E-10	3.92E-11	1.83E-11	0.	4.35E-11	0.	1.21E-05
MO93	0.	2.41E-05	8.65E-07	0.	6.35E-06	0.	1.22E-06
MO99+D	0.	1.33E-05	3.29E-06	0.	2.84E-05	0.	1.10E-05
TC99M	9.23E-10	1.81E-09	3.00E-08	0.	2.63E-08	9.19E-10	1.03E-06
TC99	5.35E-07	5.96E-07	2.14E-07	0.	7.02E-06	5.27E-08	6.25E-06
TC101	1.07E-09	1.12E-09	1.42E-08	0.	1.91E-08	5.92E-10	3.56E-09
RU103+D	7.31E-07	0.	2.81E-07	0.	1.84E-06	0.	1.89E-05
RU105+D	6.45E-08	0.	2.34E-08	0.	5.67E-07	0.	4.21E-05
RU106+D	1.17E-05	0.	1.46E-06	0.	1.58E-05	0.	1.82E-04
RH105	5.14E-07	2.76E-07	2.36E-07	0.	1.10E-06	0.	1.71E-05
PD107	0.	4.72E-07	4.01E-08	0.	3.95E-06	0.	9.37E-07
PD109	0.	5.67E-07	1.70E-07	0.	3.04E-06	0.	3.35E-05
AG110M+D	5.39E-07	3.64E-07	2.91E-07	0.	6.78E-07	0.	4.33E-05
AG111	2.48E-07	7.76E-08	5.12E-08	0.	2.34E-07	0.	4.75E-05
CD113M	0.	1.02E-05	4.34E-07	0.	1.05E-05	0.	2.63E-05
CD115M	0.	5.89E-06	2.51E-07	0.	4.38E-06	0.	8.01E-05
SN123	1.33E-04	1.65E-06	3.24E-06	1.75E-06	0.	0.	6.52E-05
SN125+D	3.55E-05	5.35E-07	1.59E-06	5.55E-07	0.	0.	1.10E-04
SN126+D	3.33E-04	4.15E-06	9.46E-06	1.14E-06	0.	0.	2.50E-05
SB124	1.11E-05	1.44E-07	3.89E-06	2.45E-08	0.	6.16E-06	6.94E-05
SB125+D	7.16E-06	5.52E-08	1.50E-06	6.63E-09	0.	3.99E-06	1.71E-05
SB126	4.40E-06	6.73E-08	1.58E-06	2.58E-08	0.	2.10E-06	8.87E-05
SB127	1.06E-06	1.64E-08	3.68E-07	1.18E-08	0.	4.60E-07	5.97E-05
TE125M	1.14E-05	3.09E-06	1.52E-06	3.20E-06	0.	0.	1.10E-05
TE127M+D	2.89E-05	7.78E-06	3.43E-06	6.91E-06	8.24E-05	0.	2.34E-05
TE127	4.71E-07	1.27E-07	1.01E-07	3.26E-07	1.34E-06	0.	1.84E-05
TE129M+D	4.87E-05	1.36E-05	7.56E-06	1.57E-05	1.43E-04	0.	5.94E-05
TE129	1.34E-07	3.74E-08	3.18E-08	9.56E-08	3.92E-07	0.	8.34E-06
TE131M+D	7.20E-06	2.49E-06	2.65E-06	5.12E-06	2.41E-05	0.	1.01E-04
TE131+D	8.30E-08	2.53E-08	2.47E-08	6.35E-08	2.51E-07	0.	4.36E-07
TE132+D	1.01E-05	4.47E-06	5.40E-06	6.51E-06	4.15E-05	0.	4.50E-05
TE133M+D	1.87E-07	7.56E-08	9.37E-08	1.45E-07	7.18E-07	0.	5.77E-06
TE134+D	1.29E-07	5.80E-08	7.74E-08	1.02E-07	5.37E-07	0.	5.89E-07
I129	1.39E-05	8.53E-06	7.62E-06	5.58E-03	1.44E-05	0.	4.29E-07
I130	2.92E-06	5.90E-06	3.04E-06	6.50E-04	8.82E-06	0.	2.76E-06
I131+D	1.72E-05	1.73E-05	9.83E-06	5.72E-03	2.84E-05	0.	1.54E-06

PALISADES NUCLEAR PLANT
OFFSITE DOSE CALCULATION MANUAL

Revision 15

TABLE 2.1

CHILD INGESTION DOSE COMMITMENT FACTORS (MREM/50YR PER PCI INGESTED IN FIRST YR)

ISOTOPE	BONE	LIVER	TOTAL BODY	THYROID	KIDNEY	LUNG	GI-LLI
I132	8.00E-07	1.47E-06	6.76E-07	6.82E-05	2.25E-06	0.	1.73E-06
I133 + D	5.92E-06	7.32E-06	2.77E-06	1.36E-03	1.22E-05	0.	2.95E-06
I134	4.19E-07	7.78E-07	3.58E-07	1.79E-05	1.19E-06	0.	5.16E-07
I135 + D	1.75E-06	3.15E-06	1.49E-06	2.79E-04	4.83E-06	0.	2.40E-06
XE131M	0.	0.	0.	0.	0.	0.	0.
XE133M	0.	0.	0.	0.	0.	0.	0.
XE133	0.	0.	0.	0.	0.	0.	0.
XE135M	0.	0.	0.	0.	0.	0.	0.
XE135	0.	0.	0.	0.	0.	0.	0.
XE137	0.	0.	0.	0.	0.	0.	0.
XE138 + D	0.	0.	0.	0.	0.	0.	0.
CS134M + D	8.44E-08	1.25E-07	8.16E-08	0.	6.59E-08	1.09E-08	1.58E-07
CS134	2.34E-04	3.84E-04	8.10E-05	0.	1.19E-04	4.27E-05	2.07E-06
CS135	8.30E-05	5.78E-05	5.93E-06	0.	2.04E-05	6.81E-06	4.33E-07
CS136	2.35E-05	6.46E-05	4.18E-05	0.	3.44E-05	5.13E-06	2.27E-06
CS137 + D	3.27E-04	3.13E-04	4.62E-05	0.	1.02E-04	3.67E-05	1.96E-06
CS138	2.28E-07	3.17E-07	2.01E-07	0.	2.23E-07	2.40E-08	1.46E-07
CS139 + D	1.45E-07	1.61E-07	7.74E-08	0.	1.21E-07	1.22E-08	1.45E-11
BA139	4.14E-07	2.21E-10	1.20E-08	0.	1.93E-10	1.30E-10	2.39E-05
BA140 + D	8.31E-05	7.28E-08	4.85E-06	0.	2.37E-08	4.34E-08	4.21E-05
BA141 + D	2.00E-07	1.12E-10	6.51E-09	0.	9.69E-11	6.58E-10	1.14E-07
BA142 + D	8.74E-08	6.29E-11	4.88E-09	0.	5.09E-11	3.70E-11	1.14E-09
LA140	1.01E-08	3.53E-09	1.19E-09	0.	0.	0.	9.84E-05
LA141	1.35E-09	3.17E-10	6.88E-11	0.	0.	0.	7.05E-05
LA142	5.24E-10	1.67E-10	5.23E-11	0.	0.	0.	3.31E-05
CE141	3.97E-08	1.98E-08	2.94E-09	0.	8.68E-09	0.	2.47E-05
CE143 + D	6.99E-09	3.79E-06	5.49E-10	0.	1.59E-09	0.	5.55E-05
CE144 + D	2.08E-06	6.52E-07	1.11E-07	0.	3.61E-07	0.	1.70E-04
PR143	3.93E-08	1.18E-08	1.95E-09	0.	6.39E-09	0.	4.24E-05
PR144	1.29E-10	3.99E-11	6.49E-12	0.	2.11E-11	0.	8.59E-08
ND147 + D	2.79E-08	2.26E-08	1.75E-09	0.	1.24E-08	0.	3.58E-05
PM147	3.18E-07	2.27E-08	1.22E-08	0.	4.01E-08	0.	9.19E-06
PM148M + D	1.03E-07	2.05E-08	2.05E-08	0.	3.04E-08	0.	5.78E-05
PM148	3.02E-08	3.63E-09	2.35E-09	0.	6.17E-09	0.	9.70E-05
PM149	6.49E-09	6.90E-10	3.74E-10	0.	1.22E-09	0.	4.71E-05
PM151	2.92E-09	3.55E-10	2.31E-10	0.	6.02E-10	0.	4.03E-05
SM151	2.56E-07	3.81E-08	1.20E-08	0.	3.94E-08	0.	5.53E-06
SM153	3.65E-09	2.27E-09	2.19E-10	0.	6.91E-10	0.	3.02E-05
EU152	6.15E-07	1.12E-07	1.33E-07	0.	4.73E-07	0.	1.84E-05
EU154	2.30E-06	2.07E-07	1.89E-07	0.	9.09E-07	0.	4.81E-05
EU155	4.82E-07	3.47E-08	2.72E-08	0.	1.30E-07	0.	8.69E-05
EU156	5.62E-08	3.01E-08	6.23E-09	0.	1.94E-08	0.	6.83E-05
TB160	1.66E-07	0.	2.06E-08	0.	4.94E-08	0.	3.68E-05
HO166M	1.08E-06	2.26E-07	1.91E-07	0.	3.22E-07	0.	0.
W181	4.23E-06	1.04E-08	1.43E-09	0.	0.	0.	3.79E-07
W185	1.73E-06	4.32E-07	6.05E-08	0.	0.	0.	1.61E-05
W187	4.29E-07	2.54E-07	1.14E-07	0.	0.	0.	3.57E-05

**PALISADES NUCLEAR PLANT
OFFSITE DOSE CALCULATION MANUAL**

Revision 15

TABLE 2.1

CHILD INGESTION DOSE COMMITMENT FACTORS (MREM/50Y PER PCI INGESTED IN FIRST YR)							
ISOTOPE	BONE	LIVER	TOTAL BODY	THYROID	KIDNEY	LUNG	GI-LLI
PB210 + D	4.75E-02	1.22E-02	2.09E-03	0.	3.67E-02	0.	5.57E-05
BI210 + D	1.97E-06	1.02E-05	1.69E-07	0.	1.15E-04	0.	5.17E-05
PO210	1.52E-03	2.43E-03	3.67E-04	0.	7.56E-03	0.	6.55E-05
RN222 + D	0.	0.	0.	0.	0.	0.	0.
RA223 + D	2.12E-02	2.45E-05	4.24E-03	0.	6.50E-04	0.	3.38E-04
RA224 + D	6.89E-03	1.25E-05	1.38E-03	0.	3.31E-04	0.	3.78E-04
RA225 + D	2.80E-02	2.50E-05	5.59E-03	0.	6.62E-04	0.	3.21E-04
RA226 + D	5.75E-01	1.84E-05	4.72E-01	0.	4.88E-04	0.	3.41E-04
RA228 + D	3.85E-01	9.99E-06	4.32E-01	0.	2.65E-04	0.	5.81E-05
AC225	1.88E-05	1.94E-05	1.26E-06	0.	2.07E-06	0.	4.31E-04
AC227 + D	4.12E-03	6.63E-04	2.55E-04	0.	1.46E-04	0.	8.43E-05
TH227 + D	5.85E-05	7.96E-07	1.69E-06	0.	4.22E-06	0.	5.63E-04
TH228 + D	2.07E-03	2.65E-05	7.00E-05	0.	1.38E-04	0.	5.79E-04
TH229	1.38E-02	1.81E-04	6.80E-04	0.	8.84E-04	0.	5.27E-04
TH230	3.55E-03	1.78E-04	9.91E-05	0.	8.67E-04	0.	6.19E-05
TH232 + D	3.96E-03	1.52E-04	3.01E-04	0.	7.41E-04	0.	5.27E-05
TH234	3.42E-07	1.51E-08	9.88E-09	0.	8.01E-08	0.	1.18E-04
PA231 + D	7.07E-03	2.34E-04	2.81E-04	0.	1.28E-03	0.	7.37E-05
PA233	1.81E-08	2.82E-09	3.16E-09	0.	1.04E-08	0.	1.44E-05
U232 + D	1.76E-02	0.	1.26E-03	0.	1.34E-03	0.	6.98E-05
U233 + D	3.72E-03	0.	2.25E-04	0.	6.10E-04	0.	6.45E-05
U234	3.57E-03	0.	2.21E-04	0.	5.98E-04	0.	6.32E-05
U235 + D	3.42E-03	0.	2.07E-04	0.	5.61E-04	0.	8.03E-05
U236	3.42E-03	0.	2.12E-04	0.	5.73E-04	0.	5.92E-05
U237	2.36E-07	0.	6.27E-08	0.	6.81E-07	0.	2.08E-05
U238 + D	3.27E-03	0.	1.94E-04	0.	5.24E-04	0.	5.66E-05
NP237 + D	2.36E-03	1.81E-04	9.79E-05	0.	6.05E-04	0.	8.16E-05
NP238	5.83E-08	1.18E-09	9.08E-10	0.	3.76E-09	0.	4.04E-05
NP239	5.25E-09	3.77E-10	2.65E-10	0.	1.09E-09	0.	2.79E-05
PU238	1.25E-03	1.56E-04	3.16E-05	0.	1.15E-04	0.	7.50E-05
PU239	1.36E-03	1.65E-04	3.31E-05	0.	1.22E-04	0.	6.85E-05
PU240	1.36E-03	1.65E-04	3.31E-05	0.	1.22E-04	0.	6.98E-05
PU241 + D	4.00E-05	1.72E-06	8.04E-07	0.	2.96E-06	0.	1.44E-06
PU242	1.26E-03	1.59E-04	3.19E-05	0.	1.17E-04	0.	6.71E-05
PU244	1.47E-03	1.82E-04	3.65E-05	0.	1.35E-04	0.	1.00E-04
AM241	1.43E-03	6.40E-04	1.02E-04	0.	6.23E-04	0.	7.64E-05
AM242M	1.47E-03	6.25E-04	1.04E-04	0.	6.30E-04	0.	9.61E-05
AM243	1.41E-03	6.14E-04	9.83E-05	0.	6.06E-04	0.	8.95E-05
CM242	8.80E-05	6.73E-05	5.84E-06	0.	1.87E-05	0.	8.16E-05
CM243	1.33E-03	6.03E-04	8.24E-05	0.	3.08E-04	0.	8.03E-05
CM244	1.11E-03	5.36E-04	6.93E-05	0.	2.54E-04	0.	7.77E-05
CM245	1.76E-03	6.64E-04	1.05E-04	0.	4.11E-04	0.	7.24E-05
CM246	1.74E-03	6.64E-04	1.05E-04	0.	4.10E-04	0.	7.11E-05
CM247 + D	1.70E-03	6.53E-04	1.03E-04	0.	4.04E-04	0.	9.35E-05
CM248	1.41E-02	5.38E-03	8.52E-04	0.	3.33E-03	0.	1.51E-03
CF252	1.07E-03	0.	2.54E-05	0.	0.	0.	2.96E-04

PALISADES NUCLEAR PLANT
OFFSITE DOSE CALCULATION MANUAL

Revision 15

TABLE 2.1

TEEN INGESTION DOSE COMMITMENT FACTORS (MREM/50Y PER PCI INGESTED IN FIRST YR)

ISOTOPE	BONE	LIVER	TOTAL BODY	THYROID	KIDNEY	LUNG	GI-LLI
H3	0.	1.06E-07	1.06E-07	1.06E-07	1.06E-07	1.06E-07	1.06E-07
BE10	4.48E-06	6.94E-07	1.13E-07	0.	5.30E-07	0.	2.84E-05
C14	4.06E-06	8.12E-07	8.12E-07	8.12E-07	8.12E-07	8.12E-07	8.12E-07
N13	1.15E-08	1.15E-08	1.15E-08	1.15E-08	1.15E-08	1.15E-08	1.15E-08
F18	8.64E-07	0.	9.47E-08	0.	0.	0.	7.78E-08
NA22	2.34E-05	2.34E-05	2.34E-05	2.34E-05	2.34E-05	2.34E-05	2.34E-05
NA24	2.30E-06	2.30E-06	2.30E-06	2.30E-06	2.30E-06	2.30E-06	2.30E-06
P32	2.76E-04	1.71E-05	1.07E-05	0.	0.	0.	2.32E-05
AR39	0.	0.	0.	0.	0.	0.	0.
AR41	0.	0.	0.	0.	0.	0.	0.
CA41	1.97E-04	0.	2.13E-05	0.	0.	0.	1.95E-07
SC46	7.24E-09	1.41E-08	4.18E-09	0.	1.35E-08	0.	4.80E-05
CR51	0.	0.	3.60E-09	2.00E-09	7.89E-10	5.14E-09	6.05E-07
MN54	0.	5.90E-06	1.17E-06	0.	1.76E-06	0.	1.21E-05
MN56	0.	1.58E-07	2.81E-08	0.	2.00E-07	0.	1.04E-05
FE55	3.78E-06	2.68E-06	6.25E-07	0.	0.	1.70E-06	1.16E-06
FE59	5.87E-06	1.37E-05	5.29E-06	0.	0.	4.32E-06	3.24E-05
CO57	0.	2.38E-07	3.99E-07	0.	0.	0.	4.44E-06
CO58	0.	9.72E-07	2.24E-06	0.	0.	0.	1.34E-05
CO60	0.	2.81E-06	6.33E-06	0.	0.	0.	3.66E-05
NI59	1.32E-05	4.66E-06	2.24E-06	0.	0.	0.	7.31E-07
NI63	1.77E-04	1.25E-05	6.00E-06	0.	0.	0.	1.99E-06
NI65	7.49E-07	9.57E-08	4.36E-08	0.	0.	0.	5.19E-06
CU64	0.	1.15E-07	5.41E-08	0.	2.91E-07	0.	8.92E-06
ZN65	5.76E-06	2.00E-05	9.33E-06	0.	1.28E-05	0.	8.47E-06
ZN69M + D	2.40E-07	5.66E-07	5.19E-08	0.	3.44E-07	0.	3.11E-05
ZN69	1.47E-08	2.80E-08	1.96E-09	0.	1.83E-08	0.	5.16E-08
SE79	0.	3.73E-06	6.27E-07	0.	6.50E-06	0.	5.70E-07
BR82	0.	0.	3.04E-06	0.	0.	0.	0.
BR83 + D	0.	0.	5.74E-08	0.	0.	0.	0.
BR84	0.	0.	7.22E-08	0.	0.	0.	0.
BR85	0.	0.	3.05E-09	0.	0.	0.	0.
KR83M	0.	0.	0.	0.	0.	0.	0.
KR85M	0.	0.	0.	0.	0.	0.	0.
KR85	0.	0.	0.	0.	0.	0.	0.
KR87	0.	0.	0.	0.	0.	0.	0.
KR88 + D	0.	0.	0.	0.	0.	0.	0.
KR89	0.	0.	0.	0.	0.	0.	0.
RB86	0.	2.98E-05	1.40E-05	0.	0.	0.	4.41E-06
RB87	0.	1.75E-05	6.11E-06	0.	0.	0.	6.11E-07
RB88	0.	8.52E-08	4.54E-08	0.	0.	0.	7.30E-15
RB89 + D	0.	5.50E-08	3.89E-08	0.	0.	0.	8.43E-17
SR89 + D	4.40E-04	0.	1.26E-05	0.	0.	0.	5.24E-05
SR90 + D	8.30E-03	0.	2.05E-03	0.	0.	0.	2.33E-04
SR91 + D	8.07E-06	0.	3.21E-07	0.	0.	0.	3.66E-05
SR92 + D	3.05E-06	0.	1.30E-07	0.	0.	0.	7.77E-05

PALISADES NUCLEAR PLANT
OFFSITE DOSE CALCULATION MANUAL

Revision 15

TABLE 2.1

TEEN INGESTION DOSE COMMITMENT FACTORS (MREM/50Y PER PCI INGESTED IN FIRST YR)							
ISOTOPE	BONE	LIVER	TOTAL BODY	THYROID	KIDNEY	LUNG	GI-LLI
Y90	1.37E-08	0.	3.69E-10	0.	0.	0.	1.13E-04
Y91M + D	1.29E-10	0.	4.93E-12	0.	0.	0.	6.09E-09
Y91	2.01E-07	0.	5.39E-09	0.	0.	0.	8.24E-05
Y92	1.21E-09	0.	3.50E-11	0.	0.	0.	3.32E-05
Y93	3.83E-09	0.	1.05E-10	0.	0.	0.	1.17E-04
ZR93 + D	5.53E-08	2.73E-08	1.49E-08	0.	9.65E-08	0.	2.58E-05
ZR95 + D	4.12E-08	1.30E-08	8.94E-09	0.	1.91E-08	0.	3.00E-05
ZR97 + D	2.37E-09	4.69E-10	2.16E-10	0.	7.11E-10	0.	1.27E-04
NB93M	3.44E-08	1.13E-08	2.83E-09	0.	1.32E-08	0.	4.07E-06
NB95	8.22E-09	4.56E-09	2.51E-09	0.	4.42E-09	0.	1.95E-05
NB97	7.37E-11	1.83E-11	6.68E-12	0.	2.14E-11	0.	4.37E-07
MO93	0.	1.06E-05	2.90E-07	0.	3.04E-06	0.	1.29E-06
MO99 + D	0.	6.03E-06	1.15E-06	0.	1.38E-05	0.	1.08E-05
TC99M	3.32E-10	9.26E-10	1.20E-08	0.	1.38E-08	5.14E-10	6.08E-07
TC99	1.79E-07	2.63E-07	7.17E-08	0.	3.34E-06	2.72E-08	6.44E-06
TC101	3.60E-10	5.12E-10	5.03E-09	0.	9.26E-09	3.12E-10	8.75E-17
RU103 + D	2.55E-07	0.	1.09E-07	0.	8.99E-07	0.	2.13E-05
RU105 + D	2.18E-08	0.	8.46E-09	0.	2.75E-07	0.	1.76E-05
RU106 + D	3.92E-06	0.	4.94E-07	0.	7.56E-06	0.	1.88E-04
RH105	1.73E-07	1.25E-07	8.20E-08	0.	5.31E-07	0.	1.59E-05
PD107	0.	2.08E-07	1.34E-08	0.	1.88E-06	0.	9.66E-07
PD109	0.	2.51E-07	5.70E-08	0.	1.45E-06	0.	2.53E-05
AG110M + D	2.05E-07	1.94E-07	1.18E-07	0.	3.70E-07	0.	5.45E-05
AG111	8.29E-08	3.44E-08	1.73E-08	0.	1.12E-07	0.	4.80E-05
CD113M	0.	4.51E-06	1.45E-07	0.	4.99E-06	0.	2.71E-05
CD115M	0.	2.60E-06	8.39E-08	0.	2.08E-06	0.	8.23E-05
SN123	4.44E-05	7.29E-07	1.08E-06	5.84E-07	0.	0.	6.71E-05
SN125 + D	1.19E-05	2.37E-07	5.37E-07	1.86E-07	0.	0.	1.12E-04
SN126 + D	1.16E-04	2.16E-06	3.30E-06	5.69E-07	0.	0.	2.58E-05
SB124	3.87E-06	7.13E-08	1.51E-06	8.78E-09	0.	3.38E-06	7.80E-05
SB125 + D	2.48E-06	2.71E-08	5.80E-07	2.37E-09	0.	2.18E-06	1.93E-05
SB126	1.59E-06	3.25E-08	5.71E-07	8.99E-09	0.	1.14E-06	9.41E-05
SB127	3.63E-07	7.76E-09	1.37E-07	4.08E-09	0.	2.47E-07	6.16E-05
TE125M	3.83E-06	1.38E-06	5.12E-07	1.07E-06	0.	0.	1.13E-05
TE127M + D	9.67E-06	3.43E-06	1.15E-06	2.30E-06	3.92E-05	0.	2.41E-05
TE127	1.58E-07	5.60E-08	3.40E-08	1.09E-07	6.40E-07	0.	1.22E-05
TE129M + D	1.63E-05	6.05E-06	2.58E-06	5.26E-06	6.82E-05	0.	6.12E-05
TE129	4.48E-08	1.67E-08	1.09E-08	3.20E-08	1.88E-07	0.	2.45E-07
TE131M + D	2.44E-06	1.17E-06	9.76E-07	1.76E-06	1.22E-05	0.	9.39E-05
TE131 + D	2.79E-08	1.15E-08	8.72E-09	2.15E-08	1.22E-07	0.	2.29E-09
TE132 + D	3.49E-06	2.21E-06	2.08E-06	2.33E-06	2.12E-05	0.	7.00E-05
TE133M + D	6.44E-08	3.66E-08	3.56E-08	5.11E-08	3.62E-07	0.	1.48E-07
TE134 + D	4.47E-08	2.87E-08	3.00E-08	3.67E-08	2.74E-07	0.	1.66E-09
I129	4.66E-06	3.92E-06	6.54E-06	4.77E-03	7.01E-06	0.	4.57E-07
I130	1.03E-06	2.98E-06	1.19E-06	2.43E-04	4.59E-06	0.	2.29E-06
I131 + D	5.85E-06	8.19E-06	4.40E-06	2.39E-03	1.41E-05	0.	1.62E-06

**PALISADES NUCLEAR PLANT
OFFSITE DOSE CALCULATION MANUAL**

Revision 15

TABLE 2.1

TEEN INGESTION DOSE COMMITMENT FACTORS (MREM/50Y PER PCI INGESTED IN FIRST YR)

ISOTOPE	BONE	LIVER	TOTAL BODY	THYROID	KIDNEY	LUNG	GI-LLI
I132	2.79E-07	7.30E-07	2.62E-07	2.46E-05	1.15E-06	0.	3.18E-07
I133 + D	2.01E-06	3.41E-06	1.04E-06	4.76E-04	5.98E-06	0.	2.58E-06
I134	1.46E-07	3.87E-07	1.39E-07	6.45E-06	6.10E-07	0.	5.10E-09
I135 + D	6.10E-07	1.57E-06	5.82E-07	1.01E-04	2.48E-06	0.	1.74E-06
XE131M	0.	0.	0.	0.	0.	0.	0.
XE133M	0.	0.	0.	0.	0.	0.	0.
XE133	0.	0.	0.	0.	0.	0.	0.
XE135M	0.	0.	0.	0.	0.	0.	0.
XE135	0.	0.	0.	0.	0.	0.	0.
XE137	0.	0.	0.	0.	0.	0.	0.
XE138 + D	0.	0.	0.	0.	0.	0.	0.
CS134M + D	2.94E-08	6.09E-08	3.13E-08	0.	3.39E-08	5.95E-09	4.05E-08
CS134	8.37E-05	1.97E-04	9.14E-05	0.	6.26E-05	2.39E-05	2.45E-06
CS135	2.78E-05	2.55E-05	5.96E-06	0.	9.73E-06	3.52E-06	4.46E-07
CS136	8.59E-06	3.38E-05	2.27E-05	0.	1.84E-05	2.90E-06	2.72E-06
CS137 + D	1.12E-04	1.49E-04	5.19E-05	0.	5.07E-05	1.97E-05	2.12E-06
CS138	7.76E-08	1.49E-07	7.45E-08	0.	1.10E-07	1.28E-08	6.76E-11
CS139 + D	4.87E-08	7.17E-08	2.63E-08	0.	5.79E-08	6.34E-09	3.33E-23
BA139	1.39E-07	9.78E-11	4.05E-09	0.	9.22E-11	6.74E-11	1.24E-06
BA140 + D	2.84E-05	3.48E-08	1.83E-06	0.	1.18E-08	2.34E-08	4.38E-05
BA141 + D	6.71E-08	5.01E-11	2.24E-09	0.	4.65E-11	3.43E-11	1.43E-13
BA142 + D	2.99E-08	2.99E-11	1.84E-09	0.	2.53E-11	1.99E-11	9.18E-20
LA140	3.48E-09	1.71E-09	4.55E-10	0.	0.	0.	9.82E-05
LA141	4.55E-10	1.40E-10	2.31E-11	0.	0.	0.	2.48E-05
LA142	1.79E-10	7.95E-11	1.98E-11	0.	0.	0.	2.42E-06
CE141	1.33E-08	8.88E-09	1.02E-09	0.	4.18E-09	0.	2.54E-05
CE143 + D	2.35E-09	1.71E-06	1.91E-10	0.	7.67E-10	0.	5.14E-05
CE144 + D	6.96E-07	2.88E-07	3.74E-08	0.	1.72E-07	0.	1.75E-04
PR143	1.31E-08	5.23E-09	6.52E-10	0.	3.04E-09	0.	4.31E-05
PR144	4.30E-11	1.76E-11	2.18E-12	0.	1.01E-11	0.	4.74E-14
ND147 + D	9.38E-09	1.02E-08	6.11E-10	0.	5.99E-09	0.	3.68E-05
PM147	1.05E-07	9.96E-09	4.06E-09	0.	1.90E-08	0.	9.47E-06
PM148M + D	4.14E-08	1.05E-08	8.21E-09	0.	1.59E-08	0.	6.61E-05
PM148	1.02E-08	1.66E-09	8.36E-10	0.	3.00E-09	0.	9.90E-05
PM149	2.17E-09	3.05E-10	1.25E-10	0.	5.81E-10	0.	4.49E-05
PM151	9.87E-10	1.63E-10	8.25E-11	0.	2.93E-10	0.	3.66E-05
SM151	8.73E-08	1.68E-08	3.94E-09	0.	1.84E-08	0.	5.70E-06
SM153	1.22E-09	1.01E-09	7.43E-11	0.	3.30E-10	0.	2.85E-05
EU152	2.45E-07	5.90E-08	5.20E-08	0.	2.74E-07	0.	2.17E-05
EU154	7.91E-07	1.02E-07	7.19E-08	0.	4.56E-07	0.	5.39E-05
EU155	1.74E-07	1.68E-08	1.04E-08	0.	6.57E-08	0.	9.63E-05
EU156	1.92E-08	1.44E-08	2.35E-09	0.	9.69E-09	0.	7.36E-05
TB160	6.47E-08	0.	8.07E-09	0.	2.56E-08	0.	4.19E-05
HO166M	3.57E-07	1.10E-07	7.96E-08	0.	1.61E-07	0.	0.
W181	1.42E-08	4.58E-09	4.79E-10	0.	0.	0.	3.90E-07
W185	5.79E-07	1.91E-07	2.02E-08	0.	0.	0.	1.65E-05
W187	1.46E-07	1.19E-07	4.17E-08	0.	0.	0.	3.22E-05

PALISADES NUCLEAR PLANT
OFFSITE DOSE CALCULATION MANUAL

Revision 15

TABLE 2.1

TEEN INGESTION DOSE COMMITMENT FACTORS (MREM/50Y PER PCI INGESTED IN FIRST YR)							
ISOTOPE	BONE	LIVER	TOTAL BODY	THYROID	KIDNEY	LUNG	GI-LLI
PB210 + D	1.81E-02	5.44E-03	7.01E-04	0.	1.72E-02	0.	5.74E-05
BI210 + D	6.59E-07	4.51E-06	5.66E-08	0.	5.48E-05	0.	5.15E-05
PO210	6.09E-04	1.07E-03	1.23E-04	0.	3.60E-03	0.	6.75E-05
RN222 + D	0.	0.	0.	0.	0.	0.	0.
RA223 + D	7.11E-03	1.08E-05	1.42E-03	0.	3.10E-04	0.	3.43E-04
RA224 + D	2.31E-03	5.52E-06	4.61E-04	0.	1.58E-04	0.	3.71E-04
RA225 + D	9.37E-03	1.10E-05	1.87E-03	0.	3.15E-04	0.	3.27E-04
RA226 + D	3.22E-01	8.13E-06	2.39E-01	0.	2.32E-04	0.	3.51E-04
RA228 + D	1.37E-01	4.41E-06	1.51E-01	0.	1.26E-04	0.	5.98E-05
AC225	6.29E-06	8.59E-06	4.22E-07	0.	9.85E-07	0.	4.36E-04
AC227 + D	2.05E-03	3.03E-04	1.22E-04	0.	8.81E-05	0.	8.68E-05
TH227 + D	1.96E-05	3.52E-07	5.65E-07	0.	2.01E-06	0.	5.75E-04
TH228 + D	6.80E-04	1.14E-05	2.30E-05	0.	6.41E-05	0.	5.97E-04
TH229	8.39E-03	1.26E-04	4.11E-04	0.	6.10E-04	0.	5.43E-04
TH230	2.16E-03	1.23E-04	6.00E-05	0.	5.99E-04	0.	6.38E-05
TH232 + D	2.42E-03	1.05E-04	1.63E-04	0.	5.11E-04	0.	5.43E-05
TH234	1.14E-07	6.68E-09	3.31E-09	0.	3.81E-08	0.	1.21E-04
PA231 + D	4.31E-03	1.62E-04	1.68E-04	0.	9.10E-04	0.	7.60E-05
PA233	7.33E-09	1.41E-09	1.26E-09	0.	5.32E-09	0.	1.61E-05
U232 + D	5.89E-03	0.	4.21E-04	0.	6.38E-04	0.	7.19E-05
U233 + D	1.24E-03	0.	7.54E-05	0.	2.90E-04	0.	6.65E-05
U234	1.19E-03	0.	7.39E-05	0.	2.85E-04	0.	6.51E-05
U235 + D	1.14E-03	0.	6.94E-05	0.	2.67E-04	0.	8.28E-05
U236	1.14E-03	0.	7.09E-05	0.	2.73E-04	0.	6.11E-05
U237	7.89E-08	0.	2.10E-08	0.	3.24E-07	0.	2.09E-05
U238 + D	1.09E-03	0.	6.49E-05	0.	2.50E-04	0.	5.83E-05
NP237 + D	1.44E-03	1.25E-04	5.85E-05	0.	4.33E-04	0.	8.41E-05
NP238	1.95E-08	5.22E-10	3.04E-10	0.	1.79E-09	0.	3.83E-05
NP239	1.76E-09	1.66E-10	9.22E-11	0.	5.21E-10	0.	2.67E-05
PU238	7.21E-04	1.02E-04	1.82E-05	0.	7.80E-05	0.	7.73E-05
PU239	8.27E-04	1.12E-04	2.01E-05	0.	8.57E-05	0.	7.06E-05
PU240	8.26E-04	1.12E-04	2.01E-05	0.	8.56E-05	0.	7.19E-05
PU241 + D	1.84E-05	9.42E-07	3.69E-07	0.	1.71E-06	0.	1.48E-06
PU242	7.66E-04	1.08E-04	1.94E-05	0.	8.25E-05	0.	6.92E-05
PU244	8.95E-04	1.23E-04	2.22E-05	0.	9.45E-05	0.	1.03E-04
AM241	8.62E-04	3.29E-04	5.75E-05	0.	4.31E-04	0.	7.87E-05
AM242M	8.70E-04	3.19E-04	5.80E-05	0.	4.30E-04	0.	9.90E-05
AM243	8.60E-04	3.17E-04	5.62E-05	0.	4.22E-04	0.	9.23E-05
CM242	2.94E-05	2.97E-05	1.95E-06	0.	8.89E-06	0.	8.40E-05
CM243	6.91E-04	2.86E-04	4.09E-05	0.	1.91E-04	0.	8.28E-05
CM244	5.32E-04	2.49E-04	3.19E-05	0.	1.49E-04	0.	8.00E-05
CM245	1.07E-03	3.33E-04	6.10E-05	0.	2.85E-04	0.	7.46E-05
CM246	1.06E-03	3.32E-04	6.09E-05	0.	2.84E-04	0.	7.33E-05
CM247 + D	1.03E-03	3.27E-04	6.00E-05	0.	2.80E-04	0.	9.63E-05
CM248	8.60E-03	2.69E-03	4.95E-04	0.	2.31E-03	0.	1.55E-03
CR252	3.51E-04	0.	8.37E-06	0.	0.	0.	3.05E-04

PALISADES NUCLEAR PLANT
OFFSITE DOSE CALCULATION MANUAL

Revision 15

TABLE 2.1

ADULT INGESTION DOSE COMMITMENT FACTORS (MREM/50YR PER PCI INGESTED IN FIRST YR)

ISOTOPE	BONE	LIVER	TOTAL BODY	THYROID	KIDNEY	LUNG	GI-LLI
H3	0.	1.05E-07	1.05E-07	1.05E-07	1.05E-07	1.05E-07	1.05E-07
BE10	3.18E-06	4.91E-07	7.94E-08	0.	3.71E-07	0.	2.68E-05
C14	2.84E-06	5.68E-07	5.68E-07	5.68E-07	5.68E-07	5.68E-07	5.68E-07
N13	8.36E-09	8.36E-09	8.36E-09	8.36E-09	8.36E-09	8.36E-09	8.36E-09
F18	6.24E-07	0.	6.92E-08	0.	0.	0.	1.85E-08
NA22	1.74E-05	1.74E-05	1.74E-05	1.74E-05	1.74E-05	1.74E-05	1.74E-05
NA24	1.70E-06	1.70E-06	1.70E-06	1.70E-06	1.70E-06	1.70E-06	1.70E-06
P32	1.93E-04	1.20E-05	7.46E-06	0.	0.	0.	2.17E-05
AR39	0.	0.	0.	0.	0.	0.	0.
AR41	0.	0.	0.	0.	0.	0.	0.
CA41	1.83E-05	0.	2.00E-05	0.	0.	0.	1.84E-07
SC46	5.51E-09	1.07E-08	3.11E-09	0.	9.99E-09	0.	5.21E-05
CR51	0.	0.	2.66E-09	1.59E-09	5.86E-10	3.53E-09	6.69E-07
MN54	0.	4.57E-06	8.72E-07	0.	1.36E-06	0.	1.40E-05
MN56	0.	1.15E-07	2.04E-08	0.	1.46E-07	0.	3.67E-06
FE55	2.75E-06	1.90E-06	4.43E-07	0.	0.	1.06E-06	1.09E-06
FE59	4.34E-06	1.02E-05	3.91E-06	0.	0.	2.85E-06	3.40E-05
CO57	0.	1.75E-07	2.91E-07	0.	0.	0.	4.44E-06
CO58	0.	7.45E-07	1.67E-06	0.	0.	0.	1.51E-05
CO60	0.	2.14E-06	4.72E-06	0.	0.	0.	4.02E-05
NI59	9.76E-06	3.35E-06	1.63E-06	0.	0.	0.	6.90E-07
NI63	1.30E-04	9.01E-06	4.36E-06	0.	0.	0.	1.88E-06
NI65	5.28E-07	6.86E-08	3.13E-08	0.	0.	0.	1.74E-06
CU64	0.	8.33E-08	3.91E-08	0.	2.10E-07	0.	7.10E-06
ZN65	4.84E-06	1.54E-05	6.96E-06	0.	1.03E-05	0.	9.70E-06
ZN69M + D	1.70E-07	4.08E-07	3.73E-08	0.	2.47E-07	0.	2.49E-05
ZN69	1.03E-08	1.97E-08	1.37E-09	0.	1.28E-08	0.	2.96E-09
SE79	0.	2.63E-06	4.39E-07	0.	4.55E-06	0.	5.38E-07
BR82	0.	0.	2.26E-06	0.	0.	0.	2.59E-06
BR83 + D	0.	0.	4.02E-08	0.	0.	0.	5.79E-08
BR84	0.	0.	5.21E-08	0.	0.	0.	4.09E-13
BR85	0.	0.	2.14E-09	0.	0.	0.	0.
KR83M	0.	0.	0.	0.	0.	0.	0.
KR85M	0.	0.	0.	0.	0.	0.	0.
KR85	0.	0.	0.	0.	0.	0.	0.
KR87	0.	0.	0.	0.	0.	0.	0.
KR88 + D	0.	0.	0.	0.	0.	0.	0.
KR89	0.	0.	0.	0.	0.	0.	0.
RB86	0.	2.11E-05	9.83E-06	0.	0.	0.	4.16E-06
RB87	0.	1.23E-05	4.28E-06	0.	0.	0.	5.76E-07
RB88	0.	6.05E-08	3.21E-08	0.	0.	0.	8.36E-19
RB89 + D	0.	4.01E-08	2.82E-08	0.	0.	0.	2.33E-21
SR89 + D	3.08E-04	0.	8.84E-06	0.	0.	0.	4.94E-05
SR90 + D	7.58E-03	0.	1.86E-03	0.	0.	0.	2.19E-04
SR91 + D	5.67E-06	0.	2.29E-07	0.	0.	0.	2.70E-05
SR92 + D	2.15E-06	0.	9.30E-08	0.	0.	0.	4.26E-05

PALISADES NUCLEAR PLANT
OFFSITE DOSE CALCULATION MANUAL

Revision 15

TABLE 2.1

ADULT INGESTION DOSE COMMITMENT FACTORS (MREM/50YR PER PCI INGESTED IN FIRST YR)

ISOTOPE	BONE	LIVER	TOTAL BODY	THYROID	KIDNEY	LUNG	GI-LLI
Y90	9.62E-09	0.	2.58E-10	0.	0.	0.	1.02E-04
Y91M + D	9.09E-11	0.	3.52E-12	0.	0.	0.	2.67E-10
Y91	1.41E-07	0.	3.77E-09	0.	0.	0.	7.76E-05
Y92	8.45E-10	0.	2.47E-11	0.	0.	0.	1.48E-05
Y93	2.68E-09	0.	7.40E-11	0.	0.	0.	8.50E-05
ZR93 + D	4.18E-08	2.34E-09	1.09E-09	0.	8.87E-09	0.	2.43E-06
ZR95 + D	3.04E-08	9.75E-09	6.60E-09	0.	1.53E-08	0.	3.09E-05
ZR97 + D	1.68E-09	3.39E-10	1.55E-10	0.	5.12E-10	0.	1.05E-04
NB93M	2.55E-08	8.32E-09	2.05E-09	0.	9.57E-09	0.	3.84E-06
NB95	6.22E-09	3.46E-09	1.86E-09	0.	3.42E-09	0.	2.10E-05
NB97	5.22E-11	1.32E-11	4.82E-12	0.	1.54E-11	0.	4.87E-08
MO93	0.	7.51E-06	2.03E-07	0.	2.13E-06	0.	1.22E-06
MO99 + D	0.	4.31E-06	8.20E-07	0.	9.76E-06	0.	9.99E-06
TC99M	2.47E-10	6.98E-10	8.89E-09	0.	1.06E-08	3.42E-10	4.13E-07
TC99	1.25E-07	1.86E-07	5.02E-08	0.	2.34E-06	1.58E-08	6.08E-06
TC101	2.54E-10	3.66E-10	3.59E-09	0.	6.59E-09	1.87E-10	1.10E-21
RU103 + D	1.85E-07	0.	7.97E-08	0.	7.06E-07	0.	2.16E-05
RU105 + D	1.54E-08	0.	6.08E-09	0.	1.99E-07	0.	9.42E-06
RU106 + D	2.75E-06	0.	3.48E-07	0.	5.31E-06	0.	1.78E-04
RH105	1.21E-07	8.85E-08	5.83E-08	0.	3.76E-07	0.	1.41E-05
PD107	0.	1.47E-07	9.40E-09	0.	1.32E-06	0.	9.11E-07
PD109	0.	1.77E-07	3.99E-08	0.	1.01E-06	0.	1.96E-05
AG110M + D	1.60E-07	1.48E-07	8.79E-08	0.	2.91E-07	0.	6.04E-05
AG111	5.81E-08	2.43E-08	1.21E-08	0.	7.84E-08	0.	4.46E-05
CD113M	0.	3.18E-06	1.02E-07	0.	3.50E-06	0.	2.56E-05
CD115M	0.	1.84E-06	5.87E-08	0.	1.46E-06	0.	7.74E-05
SN123	3.11E-05	5.15E-07	7.59E-07	4.38E-07	0.	0.	6.33E-05
SN125 + D	8.33E-06	1.68E-07	3.78E-07	1.39E-07	0.	0.	1.04E-04
SN126 + D	8.45E-05	1.67E-06	2.40E-06	4.92E-07	0.	0.	2.43E-05
SB124	2.80E-06	5.29E-08	1.11E-06	6.79E-09	0.	2.18E-06	7.95E-05
SB125 + D	1.79E-06	2.00E-08	4.26E-07	1.82E-09	0.	1.38E-06	1.97E-05
SB126	1.15E-06	2.34E-08	4.15E-07	7.04E-09	0.	7.05E-07	9.40E-05
SB127	2.58E-07	5.65E-09	9.90E-08	3.10E-09	0.	1.53E-07	5.90E-05
TE125M	2.68E-06	9.71E-07	3.59E-07	8.06E-07	1.09E-05	0.	1.07E-05
TE125M + D	6.77E-06	2.42E-06	8.25E-07	1.73E-06	2.75E-05	0.	2.27E-05
TE127	1.10E-07	3.95E-08	2.38E-08	8.15E-08	4.48E-07	0.	8.68E-06
TE129M + D	1.15E-05	4.29E-06	1.82E-06	3.95E-06	4.80E-05	0.	5.79E-05
TE129	3.14E-08	1.18E-08	7.65E-09	2.41E-08	1.32E-07	0.	2.37E-08
TE131M + D	1.73E-06	8.46E-07	7.05E-07	1.34E-06	8.57E-06	0.	8.40E-05
TE131 + D	1.97E-08	8.23E-09	6.22E-09	1.62E-08	8.63E-08	0.	2.79E-09
TE132 + D	2.52E-06	1.63E-06	1.53E-06	1.80E-06	1.57E-05	0.	7.71E-05
TE133M + D	4.62E-08	2.70E-08	2.60E-08	3.91E-08	2.67E-07	0.	6.64E-08
TE134 + D	3.24E-08	2.12E-08	1.30E-08	2.83E-08	2.05E-07	0.	3.59E-11
I129	3.27E-06	2.81E-06	9.21E-06	7.23E-03	6.04E-06	0.	4.44E-07
I130	7.56E-07	2.23E-06	8.80E-07	1.89E-04	3.48E-06	0.	1.92E-06
I131 + D	4.16E-06	5.95E-06	3.41E-06	1.95E-03	1.02E-05	0.	1.57E-06

PALISADES NUCLEAR PLANT
OFFSITE DOSE CALCULATION MANUAL

Revision 15

TABLE 2.1

ADULT INGESTION DOSE COMMITMENT FACTORS (MREM/50Y PER PCI INGESTED IN FIRST YR)

ISOTOPE	BONE	LIVER	TOTAL BODY	THYROID	KIDNEY	LUNG	GI-LLI
I132	2.03E-07	5.43E-07	1.90E-07	1.90E-05	8.65E-07	0.	1.02E-07
I133 + D	1.42E-06	2.47E-06	7.53E-07	3.63E-04	4.31E-06	0.	2.22E-06
I134	1.06E-07	2.88E-07	1.03E-07	4.99E-06	4.58E-07	0.	2.51E-10
I135 + D	4.43E-07	1.16E-06	4.28E-07	7.65E-05	1.86E-06	0.	1.31E-06
XE131M	0.	0.	0.	0.	0.	0.	0.
XE133M	0.	0.	0.	0.	0.	0.	0.
XE133	0.	0.	0.	0.	0.	0.	0.
XE135M	0.	0.	0.	0.	0.	0.	0.
XE135	0.	0.	0.	0.	0.	0.	0.
XE137	0.	0.	0.	0.	0.	0.	0.
XE138 + D	0.	0.	0.	0.	0.	0.	0.
CS134M + D	2.13E-08	4.48E-08	2.29E-08	0.	2.43E-08	3.83E-09	1.58E-08
CS134	6.22E-05	1.48E-04	1.21E-04	0.	4.79E-05	1.59E-05	2.59E-06
CS135	1.95E-05	1.80E-05	7.99E-06	0.	6.81E-06	2.04E-06	4.21E-07
CS136	6.51E-06	2.57E-05	1.85E-05	0.	1.43E-05	1.96E-06	2.92E-06
CS137 + D	7.97E-05	1.09E-04	7.14E-05	0.	3.70E-05	1.23E-05	2.11E-06
CS138	6.52E-08	1.09E-07	5.40E-08	0.	8.01E-08	7.91E-09	4.65E-13
CS139 + D	3.41E-08	5.08E-08	1.85E-08	0.	4.07E-08	3.70E-09	1.10E-30
BA139	9.70E-08	6.91E-11	2.84E-09	0.	6.46E-11	3.92E-11	1.72E-07
BA140 + D	2.03E-05	2.55E-08	1.33E-06	0.	8.67E-09	1.46E-08	4.18E-05
BA141 + D	4.71E-08	3.56E-11	1.59E-09	0.	3.31E-11	2.02E-11	2.22E-17
BA142 + D	2.13E-08	2.19E-11	1.34E-09	0.	1.85E-11	1.24E-11	3.00E-26
LA140	2.50E-09	1.26E-09	3.33E-10	0.	0.	0.	9.25E-05
LA141	3.19E-10	9.90E-11	1.62E-11	0.	0.	0.	1.18E-05
LA142	1.28E-10	5.82E-11	1.45E-11	0.	0.	0.	4.25E-07
CE141	9.36E-09	6.33E-09	7.18E-10	0.	2.94E-09	0.	2.42E-05
CE143 + D	1.65E-09	1.22E-06	1.35E-10	0.	5.37E-10	0.	4.56E-05
CE144 + D	4.88E-07	2.04E-07	2.62E-08	0.	1.21E-07	0.	1.65E-04
PR143	9.20E-09	3.69E-09	4.56E-10	0.	2.13E-09	0.	4.03E-05
PR144	3.01E-11	1.25E-11	1.53E-12	0.	7.05E-12	0.	4.33E-18
ND147 + D	6.29E-09	7.27E-09	4.35E-10	0.	4.25E-09	0.	3.49E-05
PM147	7.54E-08	7.09E-09	2.87E-09	0.	1.34E-08	0.	8.93E-06
PM148M + D	3.07E-08	7.95E-09	6.08E-09	0.	1.20E-08	0.	6.74E-05
PM148	7.17E-09	1.19E-09	5.99E-10	0.	2.25E-09	0.	9.35E-05
PM149	1.52E-09	2.15E-10	8.78E-11	0.	4.06E-10	0.	4.03E-05
PM151	6.97E-10	1.17E-10	5.91E-11	0.	2.09E-10	0.	3.22E-05
SM151	6.90E-08	1.19E-08	2.85E-09	0.	1.33E-08	0.	5.25E-06
SM153	8.57E-10	7.15E-10	5.22E-11	0.	2.31E-10	0.	2.55E-05
EU152	1.95E-07	4.44E-08	3.90E-08	0.	2.75E-07	0.	2.56E-05
EU154	6.15E-07	7.56E-08	5.38E-08	0.	3.62E-07	0.	5.48E-05
EU155	8.60E-08	1.22E-08	7.87E-09	0.	5.63E-08	0.	9.60E-06
EU156	1.37E-08	1.06E-08	1.71E-09	0.	7.08E-09	0.	7.26E-05
TB160	4.70E-08	0.	5.86E-09	0.	1.94E-08	0.	4.33E-05
HO166M	2.70E-07	8.43E-08	6.40E-08	0.	1.26E-07	0.	0.
W181	9.91E-09	3.23E-09	3.46E-10	0.	0.	0.	3.68E-07
W185	4.05E-07	1.35E-07	1.42E-08	0.	0.	0.	1.56E-05
W187	1.03E-07	8.61E-08	3.01E-08	0.	0.	0.	2.82E-05

PALISADES NUCLEAR PLANT
OFFSITE DOSE CALCULATION MANUAL

Revision 15

TABLE 2.1

ADULT INGESTION DOSE COMMITMENT FACTORS (MREM/50YR PER PCI INGESTED IN FIRST YR)

ISOTOPE	BONE	LIVER	TOTAL BODY	THYROID	KIDNEY	LUNG	GI-LLI
PB210 + D	1.53E-02	4.37E-03	5.44E-04	0.	1.23E-02	0.	5.42E-05
BI210 + D	4.61E-07	3.18E-06	3.96E-08	0.	3.83E-05	0.	4.75E-05
PO210	3.56E-04	7.56E-04	8.59E-05	0.	2.52E-03	0.	6.36E-05
RN222 + D	0.	0.	0.	0.	0.	0.	0.
RA223 + D	4.97E-03	7.65E-06	9.94E-04	0.	2.17E-04	0.	3.21E-04
RA224 + D	1.61E-03	3.90E-06	3.23E-04	0.	1.10E-04	0.	3.40E-04
RA225 + D	6.56E-03	7.78E-06	1.31E-03	0.	2.21E-04	0.	3.06E-04
RA226 + D	3.02E-01	5.74E-06	2.20E-01	0.	1.63E-04	0.	3.32E-04
RA228 + D	1.12E-01	3.12E-06	1.21E-01	0.	8.83E-05	0.	5.64E-05
AC225	4.40E-06	6.06E-06	2.96E-07	0.	6.90E-07	0.	4.07E-04
AC227 + D	1.87E-03	2.48E-04	1.11E-04	0.	8.00E-05	0.	8.19E-05
TH227 + D	1.37E-05	2.48E-07	3.95E-07	0.	1.41E-06	0.	5.40E-04
TH228 + D	4.96E-04	8.40E-06	1.68E-05	0.	4.67E-05	0.	5.63E-04
TH229	7.98E-03	1.19E-04	3.91E-04	0.	5.75E-04	0.	5.12E-04
TH230	2.06E-03	1.17E-04	5.70E-05	0.	5.65E-04	0.	6.02E-05
TH232 + D	2.30E-03	1.00E-04	1.50E-04	0.	4.82E-04	0.	5.12E-05
TH234	8.01E-08	4.71E-09	2.31E-09	0.	2.67E-08	0.	1.13E-04
PA231 + D	4.10E-03	1.54E-04	1.59E-04	0.	8.64E-04	0.	7.17E-05
PA233	5.26E-09	1.06E-09	9.12E-10	0.	3.99E-09	0.	1.64E-05
U232 + D	4.13E-03	0.	2.95E-04	0.	4.47E-04	0.	6.78E-05
U233 + D	8.71E-04	0.	5.28E-05	0.	2.03E-04	0.	6.27E-05
U234	8.36E-04	0.	5.17E-05	0.	1.99E-04	0.	6.14E-05
U235 + D	8.01E-04	0.	4.86E-05	0.	1.87E-04	0.	7.81E-05
U236	8.01E-04	0.	4.96E-05	0.	1.91E-04	0.	5.76E-05
U237	5.52E-8	0.	1.47E-08	0.	2.27E-07	0.	1.94E-05
U238 + D	7.67E-04	0.	4.54E-05	0.	1.75E-04	0.	5.50E-05
NP237 + D	1.37E-03	1.19E-04	5.54E-05	0.	4.12E-04	0.	7.94E-05
NP238	1.37E-08	3.69E-10	2.13E-10	0.	1.25E-09	0.	3.43E-05
NP239	1.19E-09	1.17E-10	6.45E-11	0.	3.65E-10	0.	2.40E-05
PU238	6.80E-04	9.58E-05	1.71E-05	0.	7.32E-05	0.	7.30E-05
PU239	7.87E-04	1.06E-04	1.91E-05	0.	8.11E-05	0.	6.66E-05
PU240	7.85E-04	1.06E-04	1.91E-05	0.	8.10E-05	0.	6.78E-05
PU241 + D	1.65E-05	8.44E-07	3.32E-07	0.	1.53E-06	0.	1.40E-06
PU242	7.29E-04	1.02E-04	1.84E-05	0.	7.81E-05	0.	6.53E-05
PU244	8.52E-04	1.17E-04	2.11E-05	0.	8.95E-05	0.	9.73E-05
AM241	8.19E-04	2.88E-04	5.41E-05	0.	4.07E-04	0.	7.42E-05
AM242M	8.24E-04	2.78E-04	5.43E-05	0.	4.05E-04	0.	9.34E-05
AM243	8.18E-04	2.78E-04	5.30E-05	0.	3.99E-04	0.	8.70E-05
CM242	2.06E-05	2.10E-05	1.37E-06	0.	6.22E-06	0.	7.92E-05
CM243	6.39E-04	2.41E-04	3.75E-05	0.	1.75E-04	0.	7.81E-05
CM244	4.83E-04	2.07E-04	2.87E-05	0.	1.34E-04	0.	7.55E-05
CM245	1.02E-03	2.87E-04	5.76E-05	0.	2.69E-04	0.	7.04E-05
CM246	1.01E-03	2.87E-04	5.75E-05	0.	2.68E-04	0.	6.91E-05
CM247 + D	9.84E-04	2.83E-04	5.67E-05	0.	2.64E-04	0.	9.09E-05
CM248	8.18E-03	2.33E-03	4.67E-04	0.	2.18E-03	0.	1.47E-03
CF252	2.64E-04	0.	6.29E-06	0.	0.	0.	2.88E-04

PALISADES NUCLEAR PLANT
OFFSITE DOSE CALCULATION MANUAL

Revision 15

TABLE 2.2

PALISADES
Liquid Effluent

Design Objective Annual Quantity

<u>Nuclide</u>	<u>Half-Life</u>	<u>Dose Conversion Factors (mrem/Ci)</u>	<u>Individual/Organ</u>	<u>Design Objective Annual Quantity (Curies)</u>
H-3	12.3 yr	1.75E-06	Adult/TB	1.71E+06
Na-24	15 h	5.44E-03	Teen/TB	551.5
Sc-46	83.9 d	2.02E-02	Teen/TB	148.5
Cr-51	27.8 d	1.56E-03	Adult/GI (LLI)	6,410.0
Mn-54	303 d	3.50E-02	Teen/TB	85.7
Fe-55	2.6 yr	4.48E-03	Child/Bone	2,232.0
Mn-56	2.576 h	1.86E-03	Teen/TB	1,612.0
Co-57	270 d	4.39E-03	Teen/TB	683.4
Co-58	71.3 d	1.03E-02	Teen/TB	291.3
Fe-59	45.6 d	4.08E-02	Adult/GI (LLI)	245.1
Co-60	5.26 yr	4.71E-01	Teen/TB	6.37
Cu-64	12.8 h	1.32E-03	Teen/GI (LLI)	7,575.0
Ni-65	2.56 h	5.82E-04	Teen/TB	5,154.0
Zn-65	245 d	1.83E-01	Teen/TB	16.4
Br-84	31.8 mo	2.02E-03	Teen/TB	1,485.2
Rb-86	1.02 mo	3.06E-01	Child/TB	9.80
Rb-88	17.8 mo	6.92E-04	Teen/TB	4,335.3
Sr-89	52.7 d	1.56E-01	Child/Bone	64.1
Sr-90	27.7 yr	2.71E-00	Adult/Bone	3.69
Sr-91	9.67 h	1.16E-03	Teen/TB	2,586.0
Sr-92	2.71 h	1.51E-03	Teen/TB	1,986.8
Y-92	3.53 h	2.69E-04	Teen/TB	11,150.0
Nb-95	35 d	7.24E+00	Adult/GI (LLI)	1.38
Zr-95	65.5 d	6.17E-03	Teen/TB	486.2
Nb-97	72 mo	6.95E-04	Teen/TB	4,316.6
Zr-97	17 h	9.28E-04	Teen/TB	3,232.8
Mo-99	66.7 h	1.11E-03	Teen/Kidney	9,009.0
Tc-99m	6.05 h	1.42E-04	Teen/TB	21,126.8
Ru-103	39.5 d	2.74E-03	Teen/TB	1,094.9
Ag-110m	255 d	7.75E-02	Teen/TB	38.7

PALISADES NUCLEAR PLANT
OFFSITE DOSE CALCULATION MANUAL

Revision 15

TABLE 2.2 (continued)

PALISADES
Liquid Effluent

Design Objective Annual Quantity

<u>Nuclide</u>	<u>Half-Life</u>	<u>Dose Conversion Factors (mrem/Ci)</u>	<u>Individual/Organ</u>	<u>Design Objective Annual Quantity (Curies)</u>
Cd-113m	13.6 yr	6.02E-02	Adult/GI (LLI)	166.1
Sb-124	60 d	1.51E-02	Teen/TB	198.7
Sb-125	2.7 yr	5.11E-02	Teen/TB	58.7
Te-127	9.4 h	7.38E-03	Teen/GI (LLI)	1,355.0
Te-127m	109 d	1.39E-01	Teen/Kidney	71.9
Te-129m	34.1 d	2.66E-01	Adult/GI (LLI)	37.6
I-130	12.3 h	1.17E-02	Child/Thyroid	854.7
I-131	8.05 d	3.27E-01	Child/Thyroid	30.6
Te-131m	30 h	2.27E-01	Adult/GI (LLI)	44.0
I-132	2.26 h	3.18E-05	Teen/TB	94,339.0
Te-132	77.7 h	2.93E-01	Adult/GI (LLI)	34.1
I-133	20.3 h	3.94E-02	Child/Thyroid	253.8
Cs-134	2 yr	2.86E+00	Adult/TB	1.04
I-134	52 mo	2.43E-03	Teen/TB	1,234.0
I-135	6.68 h	1.64E-03	Child/Thyroid	6,097.0
Cs-136	13.7 d	4.13E-01	Adult/TB	7.26
Cs-137	30 yr	1.71E+00	Adult/TB	1.75
Cs-138	32.2 mo	2.31E-03	Teen/TB	1,298.0
Ba-139	82.9 mo	4.66E-05	Teen/TB	64,377.0
Ba-140	12.8 d	7.96E-04	Teen/TB	3,768.0
La-140	40.22 h	1.85E-02	Adult/GI (LLI)	540.5
Ce-141	32.5 d	3.70E-04	Teen/TB	8,108.0
Ce-144	284 d	1.56E-03	Teen/TB	1,923.0
Eu-152	12.7 yr	3.24E-01	Teen/TB	9.25
W-187	23.9 h	1.98E-01	Adult/GI (LLI)	50.5
Np-239	2.346 d	2.26E-03	Adult/GI (LLI)	4,424.0

PALISADES NUCLEAR PLANT
OFFSITE DOSE CALCULATION MANUAL

Revision 15

III. URANIUM FUEL CYCLE DOSE

A. SPECIFICATION

In accordance with Appendix A, Section III.I.1, if either liquid or gaseous quarterly releases exceed the quantity which would cause offsite doses more than twice the limit of Appendix A, Sections III.C.1, III.D.1, or III.H.1, then the cumulative dose contributions from combined release plus direct radiation sources (from the reactor unit and radwaste storage tanks) shall be calculated. The dose is to be determined for the member of the public protected to be the most highly exposed to these combined sources.

B. ASSUMPTIONS

1. The full time resident determined to be maximally exposed individual (excluding infant) is assumed also to be a fisherman. This individual is assumed to drink water and ingest local fish at the rates specified in Sections II.C.2.1 and II.C.2.2.
2. Amount of shore line fishing (at accessible shoreline adjacent to site security fence) is conservatively assumed as 48 hours per quarter (average of approximately 1/2 hour per day each day of the quarter) for the second and third quarters of the year, 36 hours for the fourth quarter and 16 hours for the first quarter.

PALISADES NUCLEAR PLANT
OFFSITE DOSE CALCULATION MANUAL

Revision 15

C. DOSE CALCULATION

Maximum doses to the total body and internal organs of an individual shall be determined by use of LADTAP and GASPAR computer codes, and doses to like organs and total body summed. Added to this sum will be a mean dose rate, calculated or measured for the shoreline due to Plant present during the quarter in question, times the assumed fishing time.

$$D_{40} = D_G + D_L + (R_T)(T) \quad (2.15)$$

where:

D_{40} = 40 CFR 190 dose (mrem).

D_G = Limiting dose to an individual from gaseous source term (mrem).

D_L = Limiting dose to an individual from liquid source term (mrem).

R_T = Mean dose rate calculated to be applicable to Lake Michigan shoreline adjacent to Plant site (mrem/hr).

T = Assumed shoreline fishing time for the quarter in question (hours).

**PALISADES NUCLEAR PLANT
10CFR50.59 SAFETY REVIEW**

Proc No 3.07
Attachment 1
Revision 9
Page 1 of 1

Log No SDR- 00-0133

Item Identification: No <u>-</u> Rev <u>IDA</u> Title <u>DEFSITE DOSE</u>	
<u>CALCULATION</u> <u>MANUAL</u> , <u>APPENDIX A</u>	
Describe Issue/Change: <u>revise applicability to match ITS model, & (type) on Table A-1, item 3.a</u> , <u>Add ITS reference to Table A-1, item 5</u> . <u>Change crops to Food Product on RSP Table</u> also corrected old typing errors in collection frequency	
Reason for Issue/Change: <u>Present applicability would be confusing after ITS implementation.</u> <u>ITS has reformatted ESR requirements. Changed crops to Food Product to standardize with ESR tables. Made ESR sample frequency agree with NUREG 0472, Revs which was made</u>	

	Yes	No
1. Does the item involve a change to procedures as described in the FSAR? FSAR Sections affected <u>None</u> FSAR Sections reviewed <u>2, 11</u>		<input checked="" type="checkbox"/>
2. Does the item involve a change to the facility as described or implied in the FSAR? FSAR Sections affected <u>None</u> FSAR Sections reviewed <u>2, 11</u>		<input checked="" type="checkbox"/>
3. Does the item involve a test or experiment not described in the FSAR? FSAR Sections affected <u>None</u> FSAR Sections reviewed <u>2, 11</u>		<input checked="" type="checkbox"/>
4. Should the Technical Specifications or any of their Bases be changed in conjunction with this item? TS Sections affected <u>ODCM App A</u> TS Sections reviewed <u>ODCM, 6</u>	<input checked="" type="checkbox"/>	

If any Safety Review question listed above is answered "YES," perform a written USQ Evaluation. Justify "NO" answers below if logic is not obvious:

Changing the License Basis Document.

NOTE: DBD change requests shall be processed in accordance with Administrative Procedure 3.15.

DBD Sections Reviewed N/A Affected None

NOTE: SDR forwards a copy of all changes potentially affecting proposed Improved Technical Specifications to the Licensing Dept.

Proposed ITS & Bases Reviewed 5 Affected None

This attachment shall accompany other review materials for the item to document whether or not a USQ Evaluation was required.

Prepared by <u>JPhare</u>	Date <u>1/22/00</u>	Prepared by <u>Paul F. Bruce</u>	Date <u>2/24-00</u>
---------------------------	---------------------	----------------------------------	---------------------

PALISADES NUCLEAR PLANT
10CFR50.59 UNREVIEWED SAFETY QUESTION EVALUATION

Proc No 3.07
Attachment 2
Revision 9
Page 1 of 1

Log No SDR- 00-0133

Item Identification: No _____ Rev 10A Title ODCM APPENDIX A

SECTION I

- | | Yes | No |
|---|-----|----|
| 1. Will the probability of an accident previously evaluated in the FSAR be increased? | | ✓ |
| -2. Will the consequences of an accident previously evaluated in the FSAR be increased? | | ✓ |
| -8. Will the probability of malfunctions of equipment important to safety previously evaluated in the FSAR be increased? | | ✓ |
| 4. Will the consequences of a malfunction of equipment important to safety previously evaluated in the FSAR be increased? | | ✓ |
| 5. Will the possibility of an accident of a different type than any previously evaluated in the FSAR be created? | | ✓ |
| 6. Will the possibility of a malfunction of equipment important to safety of a different type than any previously evaluated in the FSAR be created? | | ✓ |
| 7. Will the margin of safety as defined by Plant Licensing Bases be reduced? | | ✓ |

A written Safety Analysis which documents the bases for these answers shall accompany this form. If any of the above questions are answered "YES," an unreviewed safety question is involved and the item shall not be implemented without prior NRC concurrence.

SECTION II

- | | Yes | No |
|---|-----|----|
| 1. Should this be included in an FSAR update? | | ✓ |
| 2. Is an application for amendment to the Palisades Operating License required? | | ✓ |
| 3. Is NRC approval required prior to implementation of this item? | | ✓ |

SECTION III

JPM 12-2-00
Prepared by Date

Paul F. Bruce 2/24-00
Prepared by Date

**PALISADES NUCLEAR PLANT
SAFETY ANALYSIS**

Proc No 3.07
Attachment 3
Revision 9
Page 1 of 1

Item Identification: No 00000000 Rev 00 Log No SDR

DESCRIPTION OF ITEM

Page 1

Change of applicability in Table A-1 to new ITS mode definitions, Table A-2 to ITS modes and time periods

- Other changes are type or editorial, Adding "CTS" to current TechSpec Ref, adding an ITS reference, changing Crops to Food Products for consistency with other tables and NUREG 0472 and sample frequency to stress error wording as existing, is obviously a transposing error.

JUSTIFICATION

ITS mode definitions are MORE restrictive than CTS definitions i.e. CTS $\geq 210^{\circ}\text{F}$ vs $\geq 200^{\circ}\text{F}$ in ITS
CTS $\geq 325^{\circ}\text{F}$ vs $\geq 300^{\circ}\text{F}$ in ITS


Since the changes are more restrictive they cannot increase probability or consequences of accidents or malfunctions.

It cannot create the possibility of an accident or malfunction of a different type. No margin of safety can be reduced.

Environmental activities are completely independent of plant equipment and operation and therefore the answers to questions 1-7 are obviously ND.

PALISADES NUCLEAR PLANT
OFFSITE DOSE CALCULATION MANUAL

**TITLE: RELOCATED TECHNICAL SPECIFICATIONS PER
NRC GENERIC LETTER 89-01 (TAC NO 75060)**

 3/22/00


Procedure Sponsor Date

WWDoolittle 2/3/00

Technical Reviewer Date

N/A /

User Reviewer Date

 3/21/00

Plant Manager - Operations Date

PALISADES NUCLEAR PLANT
OFFSITE DOSE CALCULATION MANUAL

ODCM
Appendix A
Revision 10
Page i

**TITLE: RELOCATED TECHNICAL SPECIFICATIONS PER
NRC GENERIC LETTER 89-01 (TAC NO 75060)**

Table of Contents

I.	INTRODUCTION	1
II.	DEFINITIONS	1
	A. <u>Channel Calibration</u>	1
	B. <u>Channel Check</u>	1
	C. <u>Channel Functional Test</u>	2
	D. <u>Source Check</u>	2
	E. <u>Offsite Dose Calculation Manual</u>	2
	F. <u>Gaseous Radwaste Treatment System</u>	2
	G. <u>Members of the Public</u>	2
	H. <u>Process Control Program (PCP)</u>	3
	I. <u>Site Boundary</u>	3
	J. <u>Unrestricted Area</u>	3
	K. <u>Ventilation Exhaust Treatment System</u>	3
III.	PROCEDURAL AND SURVEILLANCE REQUIREMENTS AND BASES	4
	A. <u>Radioactive Gaseous Effluent Monitoring Instrumentation</u>	4
	1. Requirement	4
	2. Action	4
	3. Surveillance Requirements	4
	4. Bases	5
	B. <u>Gaseous Effluents Dose Rate</u>	10
	1. Requirement	10
	2. Action	10
	3. Surveillance Requirements	10
	4. Bases	11
	C. <u>Noble Gases Dose</u>	12
	1. Requirement	12
	2. Action	12
	3. Surveillance Requirements	12
	4. Bases	13

**TITLE: RELOCATED TECHNICAL SPECIFICATIONS PER
NRC GENERIC LETTER 89-01 (TAC NO 75060)**

Table of Contents

D.	<u>I-131, I-133, Tritium, and Particulates</u>	14
1.	Requirement	14
2.	Action	14
3.	Surveillance Requirements	14
4.	Bases	15
E.	<u>Gaseous Waste Treatment System</u>	18
1.	Requirement	18
2.	Action	18
3.	Surveillance Requirements	18
4.	Bases	19
F.	<u>Radioactive Liquid Effluent Monitoring Instrumentation</u>	19
1.	Requirement	19
2.	Action	19
3.	Surveillance Requirements	20
4.	Bases	20
G.	<u>Liquid Effluents Concentration</u>	25
1.	Requirement	25
2.	Action	25
3.	Surveillance Requirements	25
4.	Bases	26
H.	<u>Liquid Effluent Dose</u>	29
1.	Requirement	29
2.	Action	29
3.	Surveillance Requirements	29
4.	Bases	30

**TITLE: RELOCATED TECHNICAL SPECIFICATIONS PER
NRC GENERIC LETTER 89-01 (TAC NO 75060)**

Table of Contents

I.	<u>Total Dose</u>	31
1.	Requirement	31
2.	Action	31
3.	Surveillance Requirements	32
4.	Bases	33
J.	<u>Radiological Environmental Monitoring</u>	34
1.	Requirement	34
2.	Action	34
3.	Surveillance Requirements	35
4.	Bases	36
K.	<u>SIRW or Temporary Liquid Storage Tank</u>	47
1.	Requirement	47
2.	Action	47
3.	Surveillance Requirement	47
4.	Bases	48
L.	<u>Surveillance Requirement Time Intervals</u>	48
1.	Requirement	48
2.	Action	48
3.	Surveillance Requirements	49
4.	Bases	49
M.	<u>Sealed Source Contamination</u>	49
1.	Requirement	49
2.	Action	49
3.	Surveillance Requirements	50
4.	Bases	51

**TITLE: RELOCATED TECHNICAL SPECIFICATIONS PER
NRC GENERIC LETTER 89-01 (TAC NO 75060)**

Table of Contents

IV.	REPORTING REQUIREMENTS	51
	A. <u>Radiological Effluent Release Report</u>	51
	1. Supplemental Information	52
	2. Gaseous Effluents	52
	3. Liquid Effluents	54
	4. Radiological Impact on Man	55
	5. ODCM Changes	56
	B. <u>Radiological Environmental Operating Report</u>	56
	C. <u>Nonroutine Reports</u>	57
V.	MAJOR MODIFICATIONS TO RADIOACTIVE LIQUID AND GASEOUS WASTE TREATMENT SYSTEMS	59
	A. <u>Licensee Modifications</u>	59
	B. <u>Definition of Major Radwaste System Modification</u>	59

TABLES

A-1	Radioactive Gaseous Effluent Monitoring Instrumentation
A-2	Radioactive Gaseous Effluent Monitoring Instrumentation Surveillance Requirements
B-1	Radioactive Gaseous Waste Sampling and Analysis Program
C-1	Radioactive Liquid Effluent Monitoring Instrumentation
C-2	Radioactive Liquid Effluent Monitoring Instrumentation Surveillance Requirements
D-1	Radioactive Liquid Waste Sampling and Analysis Program
E-1	Radiological Environmental Monitoring Program
E-2	Reporting Levels for Radioactivity Concentrations in Environmental Samples
E-3	Detection Capabilities for Environmental Sample Analysis
F-1	Environmental Radiological Monitoring Program Summary

**TITLE: RELOCATED TECHNICAL SPECIFICATIONS PER
NRC GENERIC LETTER 89-01 (TAC NO 75060)**

I. INTRODUCTION

The NRC, through 10CFR50.36a, requires implementation of Technical Specifications on effluents from nuclear power plants. NRC Generic Letter 89-01, dated January 31, 1989, allowed relocation of the existing procedural requirements from the Technical Specifications (implemented in Amendment 85, November 9, 1984). The relocated procedural requirements related to gaseous and liquid effluents, total dose, environmental monitoring program, and associated procedural reporting requirements follow below. Programmatic controls are retained in the Administrative Controls section of the Technical Specification to satisfy the regulatory requirements of 10CFR50.36a. The Technical Specifications programmatic controls include requirements for the establishment, implementation, maintenance, and changes to the Offsite Dose Calculation Manual (ODCM) as well as record retention and reporting requirements.

II. DEFINITIONS

- A. Channel Calibration - a Channel Calibration shall be the adjustment, as necessary, of the channel output such that it responds with the necessary range and accuracy to known values of the parameter which the channel monitors. The Channel Calibration shall encompass the entire channel including the sensor and alarm and/or trip functions, and shall include the Channel Function Test. The Channel Calibration may be performed by any series of sequential, overlapping or total channel steps such that the entire channel is calibrated.
- B. Channel Check - a Channel Check shall be the qualitative assessment of channel behavior during operation by observation. This determination shall include, where possible, comparison of the channel indication and/or status with other indications and/or status derived from independent instrumentation channels measuring the same parameter.

**TITLE: RELOCATED TECHNICAL SPECIFICATIONS PER
NRC GENERIC LETTER 89-01 (TAC NO 75060)**

- C. Channel Functional Test - a Channel Functional Test shall be:
1. Analog channels - the injection of a simulated signal into the channel as close to the sensor as practicable to verify operability including alarm and/or trip functions.
 2. Bistable channels - the injection of a simulated signal into the sensor to verify operability including alarm and/or trip functions.
- D. Source Check - a source check shall be the qualitative assessment of channel response when the channel sensor is exposed to a radioactive source.
- E. Offsite Dose Calculation Manual - (per Plant Technical Specification) - the Offsite Dose Calculation Manual (ODCM) shall contain the methodology and parameters used in the calculation of offsite doses resulting from radioactive gaseous and liquid effluents, in the calculation of gaseous and liquid effluent monitoring alarm/trip setpoints, and in the conduct of the Radiological Environmental Monitoring Program. The ODCM shall also contain; 1) the Radioactive Effluent Controls and Radiological Environmental Monitoring Programs required by the Technical Specifications and, 2) descriptions of the information that should be included in the Annual Radiological Environmental Operating and Radioactive Effluent Release Reports required by the Technical Specifications.
- F. Gaseous Radwaste Treatment System - any system designed and installed to reduce radioactive gaseous effluents by collecting primary coolant system off gases from the primary system and providing for delay or holdup for the purpose of reducing the total radioactivity prior to release to the environment.
- G. Members of the Public - all persons who are not occupationally associated with the Plant. This category does not include employees of the utility, its contractors or vendors. Also excluded from this category are persons who enter the site to service equipment or to make deliveries.

**TITLE: RELOCATED TECHNICAL SPECIFICATIONS PER
NRC GENERIC LETTER 89-01 (TAC NO 75060)**

- H. Process Control Program (PCP) - shall contain the current formula, sampling, analyses, tests and determinations to be made to ensure that the processing and packaging of solid radioactive wastes based on demonstrated processing of actual or simulated wet solid wastes will be accomplished in such a way as to assure compliance with 10CFR Part 20, 10CFR Part 71 and Federal and State regulations and other requirements governing the disposal of the radioactive waste.
- I. Site Boundary - that line beyond which the land is neither owned nor otherwise controlled by the licensee.
- J. Unrestricted Area - any area at or beyond the Site Boundary access which is not controlled by the licensee for purposes of protection of individuals from exposure to radiation and radioactive materials or, any area within the Site Boundary used for residential quarters or for industrial, commercial, institutional, and/or recreational purposes.
- K. Ventilation Exhaust Treatment System - any system designed and installed to reduce gaseous radioiodine or radioactive material in particulate form in effluents by passing ventilation or vent exhaust gases through charcoal absorbers and/or HEPA filters for the purpose of removing iodines or particulates from the gaseous exhaust stream prior to the release to the environment. Such a system is not considered to have any effect on noble gas effluents. Engineered Safety Feature (ESF) atmospheric cleanup systems are not considered to be ventilation exhaust treatment system components.

**TITLE: RELOCATED TECHNICAL SPECIFICATIONS PER
NRC GENERIC LETTER 89-01 (TAC NO 75060)**

III. PROCEDURAL AND SURVEILLANCE REQUIREMENTS AND BASES

A. Radioactive Gaseous Effluent Monitoring Instrumentation

1. Requirement:

The radioactive gaseous effluent monitoring instrumentation channels shown in Table A-1 shall be operable with their alarm/trip setpoints set to ensure that the limits of requirement III.B.1 are not exceeded. The alarm/trip setpoints of these channels shall be determined and adjusted in accordance with the methodology and parameters in the ODCM.

2. Action:

- a. With a radioactive gaseous effluent monitoring instrumentation channel alarm/trip setpoint less conservative than required by the above requirement, without delay, suspend the release of radioactive gaseous effluents monitored by the affected channel or declare the channel inoperable or change the setpoint so it is acceptably conservative.
- b. With less than the minimum number of radioactive gaseous effluent monitoring instrumentation channels operable, take the action shown in Table A-1. Exert best efforts to return the instruments to operable status within 30 days and, if unsuccessful, explain in the next Radioactive Effluent Release Report why the inoperability was not corrected in a timely manner.

3. Surveillance Requirements:

Each radioactive gaseous effluent monitoring instrumentation channel shall be demonstrated operable by performance of the Channel Check, Source Check, Channel Calibration and Channel Functional Test operations at the frequencies shown in Table A-2.

**TITLE: RELOCATED TECHNICAL SPECIFICATIONS PER
NRC GENERIC LETTER 89-01 (TAC NO 75060)**

4. Bases:

The radioactive gaseous effluent instrumentation is provided to monitor and control, as applicable, the releases of radioactive materials in gaseous effluents during actual or potential releases of gaseous effluents. The alarm/trip setpoints for these instruments shall be calculated and adjusted in accordance with the methodology and parameters in the ODCM to ensure that the alarm/trip will occur prior to exceeding the limits of 10CFR Part 20.

The operability and use of this instrumentation is consistent with the requirements of General Design Criteria 60, 63, and 64 of Appendix A to 10CFR Part 50.

PALISADES NUCLEAR PLANT
OFFSITE DOSE CALCULATION MANUAL

ODCM
Appendix A
Revision 10
Page 6 of 60

**TITLE: RELOCATED TECHNICAL SPECIFICATIONS PER
NRC GENERIC LETTER 89-01 (TAC NO 75060)**

Table A-1
Radioactive Gaseous Effluent Monitoring Instrumentation

Instrument	Minimum Operable Channels	Applicability	Action
1. WASTE GAS HOLDUP SYSTEM			
a. Noble Gas Activity Monitor (RIA 1113) Providing Alarm and Automatic Termination of Release	(1)	At All Times	1
2. CONDENSER EVACUATION SYSTEM (RIA 0631)			
a. Noble Gas Activity Monitor	(1)	Above 210°F {ITS - Modes 1, 2, 3, 4}	3
b. Evacuation Flow Indicator (FI-0631 or FI-0632)	(1)***	Above 210°F {ITS - Modes 1, 2, 3, 4}	
3. STACK GAS EFFLUENT SYSTEM			
a. Noble Gas Activity Monitor (RIA 2326)*	(1)	At All Times	3
b. Iodine/Particulate/Sampler/Monitor (RIA 2325)	(1)	At All Times	3
c. Sampler Flow Rate Monitor	(1)	At All Times	2
d. Hi Range Noble Gas (RIA 2327)*	(1)	Above 210°F {ITS - Modes 1, 2, 3, 4}	4
4. STEAM GENERATOR BLOWDOWN VENT SYSTEM			
a. Noble Gas Activity Monitor (RIA 2320)	(1)	Above 210°F {ITS - Modes 1, 2, 3, 4}	3
5. MAIN STEAM SAFETY AND DUMP VALVE DISCHARGE LINE			
a. Gross Gamma Activity Monitor* (RIA 2323 and 2324)	1 per Main Steam Line	Above 325°F {ITS - Modes 1, 2, 3}	4
6. ENGINEERED SAFEGUARDS PUMP ROOM VENTILATION HIGH RADIATION SYSTEM			
a. Noble Gas Activity Monitor ** (RIA 1810 and 1811)	1 per Room	Above 210°F {ITS - Modes 1, 2, 3, 4}	5

* Setpoints for these instruments are exempted from III.B.1 limits, but are governed by Emergency Implementing Procedures or Operating procedures.

** Setpoints for these instruments are exempted from III.B.1 limits, but are governed by CTS - Technical Specification Section 3.16 and Table 3.16 {ITS - Improved Technical Specification SR 3.3.10.3}.

*** Documentation of operability not required.

**TITLE: RELOCATED TECHNICAL SPECIFICATIONS PER
NRC GENERIC LETTER 89-01 (TAC NO 75060)**

Table A-1 (Cont'd)

TABLE NOTATION - ACTION STATEMENTS

- ACTION 1 -** With the number of channels operable less than required by the Minimum Operable Channels requirements, the contents of the tank(s) may be released to the environment provided that prior to initiating the release:
- a. At least two independent samples of the tank's contents are analyzed, and
 - b. At least two technically qualified members of the Facility staff independently verify the release rate calculations and discharge valve line up;
- Otherwise, suspend release of radioactive effluents via this pathway.
- ACTION 2 -** With the number of channels operable less than required by the Minimum Operable Channels requirement, effluent releases via this pathway may continue provided the flow rate is estimated at least once per 24 hours.
- ACTION 3 -** With the number of channels operable less than required by the Minimum Operable Channels requirement, effluent releases via this pathway may continue provided grab samples are taken at least once per 12 hours and these samples are analyzed for gross activity within 24 hours.
- ACTION 4 -** With the number of operable channels less than required by the Minimum Operable Channels requirements, initiate the preplanned alternate method of monitoring the appropriate parameter(s), within 72 hours, and:
- a. Either restore the inoperable channel(s) to operable status within 7 days of the event, or
 - b. Prepare and submit a Special Report to the NRC within 30 days following the event outlining the actions taken, the cause of the inoperability, and the plans and schedule for restoring the system to operable status.
- ACTION 5 -** If either channel fails low or is otherwise inoperable, the ventilation dampers associated with that channel shall be closed immediately and action shall be taken to have the affected channel repaired. The dampers associated with the channel shall not be opened until the affected channel has been declared operable. (Reference CTS - Technical Specification 3.17.3.4) {Reference ITS - Improved Technical Specifications LCO 3.3.10}.

PALISADES NUCLEAR PLANT
OFFSITE DOSE CALCULATION MANUAL

ODCM
Appendix A
Revision 10
Page 8 of 60

**TITLE: RELOCATED TECHNICAL SPECIFICATIONS PER
NRC GENERIC LETTER 89-01 (TAC NO 75060)**

Table A-2
Radioactive Gaseous Effluent Monitoring Instrumentation Surveillance Requirements

Instrument	Channel Check	Source Check	Channel Calibration	Channel Functional Test	Modes in Which Surveillance Required
1. WASTE GAS HOLDUP SYSTEM					
a. Noble Gas Activity Monitor-Providing Alarm and Automatic Termination of Release	D(4)	P	R(3)	Q(1)(2)	*
2. CONDENSER EVACUATION SYSTEM					
a. Noble Gas Activity Monitor	D	M	R(3)	Q(2)	Above 210°F
b. Evacuation Flow Indicator (FI-0632) or	***	***	***	***	{ITS - Modes 1, 2, 3, 4}
c. Evacuation Flow Indicator (FI-0631)	***	***	***	***	
3. STACK GAS EFFLUENT SYSTEM					
a. Noble Gas Activity Monitor	D	M	R(3)	Q(2)	*
b. Iodine Particulate Sampler/Monitor	W	M**	R(3)**	NA	*
c. Sampler Flow Rate Monitor	D	NA	R	NA	*
d. Hi Range Noble Gas	D	M	R(3)	Q(2)	Above 210°F
					{ITS - Modes 1, 2, 3, 4}
4. STEAM GENERATOR BLOWDOWN VENT SYSTEM					
a. Noble Gas Activity Monitor	D	M	R(3)	Q(2)	Above 210°F
					{ITS - Modes 1, 2, 3, 4}
5. MAIN STEAM SAFETY AND DUMP VALVE DISCHARGE LINE					
a. Gross Gamma Activity Monitor	D	M	R(3)	Q(2)	Above 325°F
					{ITS - Modes 1, 2, 3}
6. ENGINEERED SAFEGUARDS PUMP ROOM VENTILATION HIGH RADIATION SYSTEM					
a. Noble Gas Activity Monitor (Technical Specification Table 4.17.3 Item 4) {ITS - SR 3.3.10 and SR 3.7.13.1}	12 hours	31 days	18 months (3)	31 days(1)(2)	Above 210°F
					{ITS - Modes 1, 2, 3, 4}

* At all times other than when the line is valved out and locked.

** Sampler not applicable

*** This type of Flowmeter doesn't have any surveillance requirements.

**TITLE: RELOCATED TECHNICAL SPECIFICATIONS PER
NRC GENERIC LETTER 89-01 (TAC NO 75060)**

Table A-2 (Cont'd)
TABLE NOTATION

- (1) The Channel Functional Test shall also demonstrate that automatic isolation of this pathway occurs if instrument indicates measured levels above the alarm/trip setpoint.
- (2) The Channel Functional Test shall also demonstrate that control room alarm annunciation occurs if either of the following conditions exists.
 - a. Instrument indicates measured levels above the alarm setpoint (not applicable for Item 3.d, Hi Range Noble Gas).
 - b. Circuit failure.
- (3)
 - a. The Channel Calibration shall be performed using one or more of the reference standards traceable to the National Institute of Standards and Technology or using standards that have been obtained from suppliers that participate in measurement assurance activities with NIST. These standards shall permit calibrating the system over its intended range of energy and measurement range.
 - b. For subsequent Channel Calibration, sources that have been related to the (1) calibration may be used.
- (4) Channel Check shall be made at least once per 24 hours on days on which continuous or batch releases are made.

TABLE FREQUENCY NOTATION

S	At least once per 12 hours
D	At least once per 24 hours
M	At least once per 31 days
P	Prior to radioactive batch release
Q	At least once per 92 days
R	At least once per 18 months
W	At least once per week

**TITLE: RELOCATED TECHNICAL SPECIFICATIONS PER
NRC GENERIC LETTER 89-01 (TAC NO 75060)**

B. Gaseous Effluents Dose Rate

1. Requirement:

The dose rate due to radioactive materials released in gaseous effluents from the site to areas at and beyond the Site Boundary (see Figure 2-1) shall be limited to the following:

- a. For noble gases: Less than or equal to 500mrems/yr to the total body and less than or equal to 3000 mrems/yr to the skin, and
- b. For Iodine-131, for Iodine-133, for tritium, and for all radionuclides in particulate form with half-lives greater than 8 days: Less than or equal to 1500 mrems/yr to any organ.

2. Action:

With the dose rate(s) averaged over a period of one hour exceeding the above limits, without delay, restore the release rate to within the above limit(s).

3. Surveillance Requirements:

- a. The dose rate due to noble gases in gaseous effluents shall be determined to be within the limits of B.1.a in accordance with the methodology and parameters in the ODCM.
- b. The dose rate due to Iodine-131, Iodine-133, tritium, and all radionuclides in particulate form with half-lives greater than 8 days in gaseous effluents shall be determined to be within the limits of B.1.b in accordance with the methodology and parameters in the ODCM by obtaining representative samples and performing analyses in accordance with the sampling and analysis program specified in Table B-1.

**TITLE: RELOCATED TECHNICAL SPECIFICATIONS PER
NRC GENERIC LETTER 89-01 (TAC NO 75060)**

4. Bases:

This is provided to ensure that the dose at any time at and beyond the Site Boundary from gaseous effluents from all units on the site will be within 10 times the annual dose limits of 10CFR Part 20 to Unrestricted Areas. The annual dose limits are the doses associated with the concentrations of 10 times 10CFR Part 20, Appendix B, Table 2, Column 1. These restrictions provide reasonable assurance that radioactive material discharged in gaseous effluents will not result in the exposure of a Member of the Public in an Unrestricted Area, either within or outside the Site Boundary, to annual exposure greater than design objectives of 10CFR 50, Appendix I, Section II.B.1. For Members of the Public who may at times be within the Site Boundary, the occupancy of the Member of the Public will usually be sufficiently low to compensate for any increase in the atmospheric diffusion factor above that for the Site Boundary. Examples of calculations for such Members of the Public, with the appropriate occupancy factors, shall be given in the ODCM. The specified release rate limits restrict, at all times, the corresponding dose rate above background to a Member of the Public at or beyond the Site Boundary to less than or equal to 500 mrem/yr to the total body.

The required detection capabilities for radioactive materials in gaseous waste samples are tabulated in terms of the lower limits of detection (LLDs). Detailed discussion of the LLD and other detection limits can be found in HASL Procedures Manual, HASL-300, Currie, L A, "Limits for Qualitative Detection and Quantitative Determination - Application to Radiochemistry," Anal Chem 40, 586-93 (1968), and Hartwell, JK, "Detection Limits for Radioanalytical Counting Techniques," Atlantic Richfield Hanford Company Report ARH-SA-215 (June 1975).

**TITLE: RELOCATED TECHNICAL SPECIFICATIONS PER
NRC GENERIC LETTER 89-01 (TAC NO 75060)**

C. Noble Gases Dose

1. Requirement:

The air dose due to noble gases released in gaseous effluents to areas at and beyond the Site Boundary (see Figure 2-1) shall be limited to the following:

- a. During any calendar quarter: Less than or equal to 5 mrad for gamma radiation and less than or equal to 10 mrad for beta radiation, and
- b. During any calendar year: Less than or equal to 10 mrad for gamma radiation and less than or equal to 20 mrad for beta radiation.

2. Action:

With the calculated air dose from radioactive noble gases in gaseous effluents exceeding any of the above limits, prepare and submit to the NRC within 30 days a Special Report that identifies the cause(s) for exceeding the limit(s) and defines the corrective actions that have been taken to reduce the releases and the proposed corrective actions to be taken to assure that subsequent releases will be in compliance with the above limits.

3. Surveillance Requirements:

Cumulative dose contributions for the current calendar quarter and current calendar year for noble gases shall be determined in accordance with the methodology and parameters in the ODCM at least once per 31 days.

**TITLE: RELOCATED TECHNICAL SPECIFICATIONS PER
NRC GENERIC LETTER 89-01 (TAC NO 75060)**

4. Bases:

This requirement is provided to implement the requirements of Sections II.B, III.A, and IV.A of Appendix I, 10CFR Part 50. The limiting Condition for Operation implements the guides set forth in Section II.B of Appendix I. The Action statements provide the required operating flexibility and at the same time implement the guides set forth in Section IV.A of Appendix I to assure that the releases of radioactive material in gaseous effluents to Unrestricted Areas will be kept "as low as is reasonably achievable." The Surveillance Requirements implement the requirements in Section III.A of Appendix I that conformance with the guides of Appendix I be shown by calculational procedures based on models and data such that the actual exposure of a Member of the Public through appropriate pathways is unlikely to be substantially underestimated. The dose calculation methodology and parameters established in the ODCM for calculating the doses due to the actual release rates of radioactive noble gases in gaseous effluents are consistent with the methodology provided in Regulatory Guide 1.109, "Calculation of Annual Doses to Man from Routine Releases of Reactor Effluents for the Purpose of Evaluating Compliance with 10CFR Part 50, Appendix I," Revision 1, October 1977 and Regulatory Guide 1.111, "Methods for Estimating Atmospheric Transport and Dispersion of Gaseous Effluents in Routine Releases from Light-Water-Cooled Reactors," Revision 1, July 1977. The ODCM equations provided for determining the air doses at and beyond the Site Boundary are based upon the historical average atmospheric conditions.

**TITLE: RELOCATED TECHNICAL SPECIFICATIONS PER
NRC GENERIC LETTER 89-01 (TAC NO 75060)**

D. I-131, I-133, Tritium, and Particulates

1. Requirement:

The dose to a Member of the Public from Iodine-131, Iodine-133, tritium, and all radionuclides in particulate form with half-lives greater than 8 days in gaseous effluents released, from each reactor unit, to areas at and beyond the Site Boundary (see Figure 2-1) shall be limited to the following:

- a. During any calendar quarter: Less than or equal to 7.5 mrem to any organ, and
- b. During any calendar year: Less than or equal to 15 mrem to any organ.

2. Action:

With the calculated dose from the release of Iodine-131, Iodine-133, tritium, and radionuclides in particulate form with half-lives greater than 8 days, in gaseous effluents exceeding any of the above limits, prepare and submit to the NRC within 30 days a Special Report that identifies the cause(s) for exceeding the limit and define(s) the corrective actions that have been taken to reduce the releases and the proposed corrective actions to be taken to assure that subsequent releases will be in compliance with the above limits.

3. Surveillance Requirements:

Cumulative dose contributions for the current calendar quarter and current calendar year for Iodine-131, Iodine-133, tritium and radionuclides in particulate form with half-lives greater than 8 days shall be determined in accordance with the methodology and parameters in the ODCM at least once per 31 days.

**TITLE: RELOCATED TECHNICAL SPECIFICATIONS PER
NRC GENERIC LETTER 89-01 (TAC NO 75060)**

4. Bases:

This requirement is provided to implement the requirements of Sections II.C, III.A, and IV.A of Appendix I, 10CFR Part 50. The requirements are the guides set forth in Section II.C of Appendix I. The Action statements provide the required operating flexibility and at the same time implement the guides set forth in Section IV.A of Appendix I to assure that the releases of radioactive materials in gaseous effluents to Unrestricted Areas will be kept "as low as is reasonably achievable." The ODCM calculational methods specified in the Surveillance Requirements implement the requirements in Section II.A of Appendix I that conformance with the guides of Appendix I be shown by calculational procedures based on models and data, such that the actual exposure of a Member of the Public through appropriate pathways is unlikely to be substantially underestimated. The ODCM calculational methodology and parameters for calculating the doses due to the actual release rates of the subject materials are consistent with the methodology provided in Regulatory Guide 1.109, "Calculation of Annual Doses to Man From Routine Releases of Reactor Effluents for the Purpose of Evaluating Compliance with 10CFR Part 50, Appendix I," Revision 1, October 1977 and Regulatory Guide 1.111, "Methods for Estimating Atmospheric Transport and Dispersion of Gaseous Effluents in Routine Releases From Light-Water-Cooled Reactors," Revision 1, July 1977. These equations also provide for determining the actual doses based upon the historical average atmospheric conditions. The release rate requirements for Iodine-131, Iodine-133, tritium, and radionuclides in particulate form with half-lives greater than 8 days are dependent upon the existing radionuclide pathways to man, in areas at and beyond the Site Boundary. The pathways that were examined in the development of these calculations were: 1) individual inhalation of airborne radionuclides, 2) deposition of radionuclides onto green leafy vegetation with subsequent consumption by man, 3) deposition onto grassy areas where milk animals and meat producing animals graze with consumption of the milk and meat by man, and 4) deposition on the ground with subsequent exposure of man.

PALISADES NUCLEAR PLANT
OFFSITE DOSE CALCULATION MANUAL

ODCM
Appendix A
Revision 10
Page 16 of 60

**TITLE: RELOCATED TECHNICAL SPECIFICATIONS PER
NRC GENERIC LETTER 89-01 (TAC NO 75060)**

Table B-1
Radioactive Gaseous Waste Sampling and Analysis Program

Gaseous Release Type	Sampling Frequency	Minimum Analysis Frequency	Type of Activity Analysis	Lower Limit Detection (LLD) ^a ($\mu\text{Ci/ml}$)
A. Waste Gas Storage Tank	P Each Tank Grab Sample	P Each Tank	Principal Gamma Emitters ^b	1×10^{-4}
B. Containment PURGE	P Each PURGE Grab Sample	P Each PURGE	Principal Gamma Emitters ^b	1×10^{-4}
C. Stack Gas Effluent	Continuous ^c	W ^{d,e} Charcoal Sample	I-131, I-133	1×10^{-12}
	Continuous ^c	W ^{d,e} Particulate Sample	Principal Gamma Emitters ^b (I-131, Others)	1×10^{-11}
	Continuous ^c	Q Composite Particulate Sample	Sr-89, Sr-90 and Gross Alpha	1×10^{-11}
	Continuous ^c	Noble Gas Monitor	Noble Gases Gross Beta or Gamma	1E-06

**TITLE: RELOCATED TECHNICAL SPECIFICATIONS PER
NRC GENERIC LETTER 89-01 (TAC NO 75060)**

Table B-1 (Cont'd)

TABLE NOTATION

- a** The LLD is defined, in Table E-3, note C.
- b** The principal gamma emitters for which the LLD specification applies exclusively are the following radionuclides: Kr-87, Kr-88, Xe-133, Xe-133m, Xe-135, and Xe-138 for gaseous emissions and Mn-54, Fe-59, Co-58, Co-60, Zn-65, Mo-99*, Cs-134, Cs-137, Ce-141, and Ce-144* for particulate emissions. This list does not mean that only these nuclides are to be considered. Other gamma peaks that are identifiable, together with those of the above nuclides, shall also be analyzed and reported in the Radioactive Effluent Release Report.
- *Ten times the LLD because of low gamma yields.**
- c** The ratio of the sample flow rate to the sample stream flow rate shall be known for the time period covered by each dose or dose rate calculation made in accordance with requirements III.B.1, III.C.1, and III.D.1.
- d** Samples shall be changed at least once per 7 days and analyses shall be completed within 48 hours after changing or after removal from sampler.
- e** With channels operable on iodine monitor RIA 2325 less than required per III.A.1, sampling shall also be performed at least once per 24 hours for at least 7 days following each shutdown, start-up or Thermal Power change exceeding 15 percent of Rated Thermal Power in one hour and analyses shall be completed within 48 hours of changing. When samples collected for 24 hours are analyzed, the corresponding LLDs may be increased by a factor of 10. This requirement does not apply if, 1) analysis shows that the Dose Equivalent I-131 concentration in the primary coolant has not increased more than a factor of 3, and 2) the noble gas monitor shows that effluent activity has not increased more than a factor of 3.

**TITLE: RELOCATED TECHNICAL SPECIFICATIONS PER
NRC GENERIC LETTER 89-01 (TAC NO 75060)**

E. Gaseous Waste Treatment System

1. Requirement:

When gaseous waste exceeds a Xe-133 concentration of $1\text{E-}05 \mu\text{Ci/cc}$, the Waste Gas Decay Tank System shall be used to reduce radioactive gaseous effluents by holding gaseous waste collected by the system for a minimum of 15 days up to 60 days.

2. Action:

- a. If a waste gas decay tank is required to be released with less than 60 days holdup time, the system waste gas tank contents shall be evaluated and the waste gas decay tank with the lowest Xe-133 content shall be released.
- b. Gaseous waste may be discharged directly from the waste gas surge tank through a high-efficiency filter or from a waste gas decay tank with less than 15 days of holdup directly to the stack for a period not to exceed 7 days if the holdup system equipment is not available and the release rates meet requirements III.B, C, and D.

3. Surveillance Requirements:

Not Applicable.

**TITLE: RELOCATED TECHNICAL SPECIFICATIONS PER
NRC GENERIC LETTER 89-01 (TAC NO 75060)**

4. Bases:

The requirement that the appropriate portions of these systems be used, when specified, provides reasonable assurance that the releases of radioactive materials in gaseous effluents will be kept "as low as is reasonably achievable" by meeting the design objectives given in Section II.D of Appendix I to 10CFR50.

It is expected that releases of radioactive materials in effluents shall be kept at small fractions of the limits specified in 20.1302 of 10CFR20. At the same time the licensee is permitted the flexibility of operation, compatible with considerations of health and safety, to assure that the public is provided a dependable source of power even under unusual operating conditions which may temporarily result in releases higher than such small fractions, but still within the limits specified in III.B, C, and D.

F. Radioactive Liquid Effluent Monitoring Instrumentation

1. Requirement:

The radioactive liquid effluent monitoring instrumentation channels shown in Table C-1 shall be operable with their alarm/trip setpoints set to ensure that the limits of III.G are not exceeded. The alarm/trip setpoints of these channels shall be determined and adjusted in accordance with the methodology and parameters in the Offsite Dose Calculation Manual (ODCM).

2. Action:

- a. With a radioactive liquid effluent monitoring instrumentation channel alarm/trip setpoint less conservative than required by the above specification, without delay suspend the release of radioactive liquid effluents monitored by the affected channel or declare the channel inoperable, or change the setpoint so it is acceptably conservative.

**TITLE: RELOCATED TECHNICAL SPECIFICATIONS PER
NRC GENERIC LETTER 89-01 (TAC NO 75060)**

- b. With less than the minimum number of radioactive liquid effluent monitoring instrumentation channels Operable, take the Action shown in Table C-1. Exert best efforts to return the instruments to Operable status within 30 days and, if unsuccessful, explain in the next Radioactive Effluent Release Report why the inoperability was not corrected in a timely manner.
3. Surveillance Requirements:

Each radioactive liquid effluent monitoring instrumentation channel shall be demonstrated Operable by performance of the Channel Check, Source Check, Channel Calibration and Channel Functional Test operations at the frequencies shown in Table C-2.
4. Bases:

The radioactive liquid effluent instrumentation is provided to monitor and control, as applicable, the releases of radioactive materials in liquid effluents during actual or potential releases of liquid effluents. The alarm/trip setpoints for these instruments shall be calculated and adjusted in accordance with the methodology and parameters in the ODCM to ensure that the alarm/trip will occur prior to exceeding the limits of 10CFR Part 20. The Operability and use of this instrumentation is consistent with the requirements of General Design Criteria 60, 63, and 64 of Appendix A to 10CFR Part 50.

**TITLE: RELOCATED TECHNICAL SPECIFICATIONS PER
NRC GENERIC LETTER 89-01 (TAC NO 75060)**

Table C-1

RADIOACTIVE LIQUID EFFLUENT MONITORING INSTRUMENTATION

Instrument	Minimum Operable Channels	Applicability	Action
1. GROSS RADIOACTIVITY MONITORS PROVIDING ALARM AND AUTOMATIC TERMINATION OF RELEASE			
a. Liquid Radwaste Effluent Line (RIA 1049)	(1)	For Effluent Releases	1
b. Steam Generator Blowdown Effluent Line (RIA 0707)	(1)	For Effluent Releases	2
2. GROSS BETA OR GAMMA RADIOACTIVE MONITORS PROVIDING ALARM BUT NOT PROVIDING AUTOMATIC TERMINATION OF RELEASE			
a. Service Water System Effluent Line (RIA 0833)	(1)	For Effluent Releases	3
b. Turbine Building (Floor Drains) Sumps Effluent Line (RIA 5211)	(1)	For Effluent Releases	3
3. FLOW RATE MEASUREMENT DEVICES			
a. Liquid Radwaste Effluent Line (FIC 1051 or 1050)	(1)	For Effluent Releases	4
4. CONTINUOUS COMPOSITE SAMPLERS (Alarm/Trip Setpoints are not applicable)			
a. Turbine Building Sumps Effluent Line	(1)	For Effluent Releases	3
b. Service Water System Effluent	(1)	For Effluent Releases	3
c. Steam Generator Blowdown Effluent	(1)	For Effluent Releases	3

**TITLE: RELOCATED TECHNICAL SPECIFICATIONS PER
NRC GENERIC LETTER 89-01 (TAC NO 75060)**

Table C-1 (Cont'd)

TABLE NOTATION

ACTION 1 - With the number of channels operable less than required by the Minimum Operable Channels requirement, effluent releases may continue provided that prior to initiating a release:

- a. At least two independent samples are analyzed in accordance with requirements and
- b. At least two technically qualified members of the Facility Staff independently verify the release rate calculations and discharge line valving;

Otherwise, suspend release of radioactive effluents via this pathway.

ACTION 2 - With the number of channels operable less than required by the Minimum Operable Channels requirement, effluent releases via this pathway may continue provided grab samples are analyzed for radioactivity at a lower limit of detection as specified in Table D-1 for principle gamma emitters and I-131 at least once per 12 hours.

NOTE: The Steam Generator blowdown monitor is normally used in a clean up closed loop system instead of as an effluent monitor. The action statement only applies when the monitor is used as an effluent monitor.

ACTION 3 - With the number of channels operable less than required by the Minimum Operable Channels requirement, effluent releases via this pathway may continue provided that, at least once per 24 hours, grab samples are collected and analyzed for radioactivity at a lower limit of detection as specified in Table D-1 for principle gamma emitters and I-131.

ACTION 4 - With the number of channels operable less than required by the Minimum Operable Channels requirement, effluent releases via this pathway may continue provided the flow rate is estimated at least once per 4 hours during actual releases. Pump performance curves or tank levels may be used to estimate flow.

**TITLE: RELOCATED TECHNICAL SPECIFICATIONS PER
NRC GENERIC LETTER 89-01 (TAC NO 75060)**

Table C-2

RADIOACTIVE LIQUID EFFLUENT MONITORING INSTRUMENTATION SURVEILLANCE REQUIREMENTS

Instrument	Channel Check	Source Check	Channel Calibration	Channel Functional Test
1. GROSS RADIOACTIVITY MONITORS PROVIDING ALARM AND AUTOMATIC TERMINATION OF RELEASE a. Liquid Radwaste Effluent Line (RIA 1049) b. Steam Generator Blowdown Effluent Line (RIA 0707)	 P D	 P M	 R(3) R(3)	 Q(1)(2) Q(1)(2)
2. GROSS GAMMA OR GAMMA RADIOACTIVITY MONITORS PROVIDING ALARM BUT NOT PROVIDING AUTOMATIC TERMINATION OF RELEASE a. Service Water System Effluent Line (RIA 0833) b. Turbine Building (Floor Drains) Sumps Effluent Line (RIA 5211)	 D D	 M M	 R(3) R(3)	 Q(2) Q(2)
3. FLOW RATE MEASUREMENT DEVICES (5) a. Liquid Radwaste Effluent Line (FIC 1051 or 1050)	 D(4)	 NA	 R	 NA
4. TURBINE SUMP EFFLUENT COMPOSITER	D(4)	NA	NA	NA
5. SERVICE WATER SYSTEM EFFLUENT COMPOSITE SAMPLER	D(4)	NA	NA	NA
6. STEAM GENERATOR BLOWDOWN EFFLUENT COMPOSITER	D(4)	NA	NA	NA

**TITLE: RELOCATED TECHNICAL SPECIFICATIONS PER
NRC GENERIC LETTER 89-01 (TAC NO 75060)**

Table C-2 (Cont'd)

TABLE NOTATION

- (1) The Channel Functional Test shall also demonstrate that automatic isolation of this pathway occurs if instrument indicates measured levels above the alarm/trip setpoint.
- (2) The Channel Functional Test shall also demonstrate that Control Room alarm annunciation occurs if either of the following conditions exists:
 - a. Instrument indicates measured levels above the alarm setpoint.
 - b. Circuit failure.
- (3)
 - a. The Channel Calibration shall be performed using one or more of the reference standards traceable to the National Institute of Standards and Technology or using standards that have been obtained from suppliers that participate in measurement assurance activities with NIST. These standards shall permit calibrating the system over its intended range of energy and measurement range.
 - b. For subsequent Channel Calibration, sources that have been related to the (a) calibration may be used.
- (4) Channel Check shall consist of verifying indication of flow during periods of releases. Channel Check shall be made at least once per 24 hours on days on which continuous or batch releases are made.
- (5) Turbine Sump Discharge Flow Meter FQI-5210 was calibrated at factory and doesn't require recalibration.

TABLE FREQUENCY NOTATION

D	At least once per 24 hours	Q	At least once per 92 days
M	At least once per 31 days	R	At least once per 18 months
P	Prior to radioactive batch release	W	At least once per week

**TITLE: RELOCATED TECHNICAL SPECIFICATIONS PER
NRC GENERIC LETTER 89-01 (TAC NO 75060)**

G. Liquid Effluents Concentration

1. Requirement:

The concentration of radioactive material released in liquid effluents to Unrestricted Areas shall be limited to 10 times the concentrations specified in 10CFR Part 20, Appendix B, Table 2, Column 2 for radionuclides other than dissolved or entrained noble gases. For dissolved or entrained noble gases, the concentration shall be limited to 2×10^{-4} microcuries/ml total activity.

2. Action:

With the concentration of radioactive material released in liquid effluents to Unrestricted Areas exceeding the above limits, without delay, restore the concentration to within the above limits.

3. Surveillance Requirements:

- a. Radioactive liquid wastes shall be sampled and analyzed according to the sampling and analysis program of Table D-1.
- b. The results of the radioactivity analysis shall be used in accordance with the methodology and parameters in the ODCM to assure that the concentrations at the point of release are maintained within the limits of G.1 above.

**TITLE: RELOCATED TECHNICAL SPECIFICATIONS PER
NRC GENERIC LETTER 89-01 (TAC NO 75060)**

4. Bases:

This requirement is provided to ensure that the concentration of radioactive materials released in liquid waste effluents to Unrestricted Areas will be less than 10 times the concentration levels specified in 10CFR Part 20, Appendix B, Table 2, Column 2. This limitation provides additional assurance that the levels of radioactive materials in bodies of water in Unrestricted Areas will result in exposures within the Section II.A design objectives of Appendix I, 10CFR Part 50, to a Member of the Public. The concentration limit for dissolved or entrained noble gases is based upon the assumption that Xe-135 is the controlling radioisotope and 10 times the effluent concentration in air (submersion) was converted to an equivalent concentration in water using the methods described in International Commission on Radiological Protection (ICRP) Publication 2.

The required detection capabilities for radioactive materials in liquid waste samples are tabulated in terms of the lower limits of detection (LLDs). Detailed discussion of the LLD and other detection limits can be found in HASL Procedures Manual, HASL-300, Currie, LA, "Limits for Qualitative Detection and Quantitative Determination - Application to Radiochemistry," Anal Chem 40, 586-93 (1968), and Hartwell, JK, "Detection Limits for Radioanalytical Counting Techniques," Atlantic Richfield Hanford Company Report ARH-SA-215 (June 1975).

PALISADES NUCLEAR PLANT
OFFSITE DOSE CALCULATION MANUAL

ODCM
Appendix A
Revision 10
Page 27 of 60

**TITLE: RELOCATED TECHNICAL SPECIFICATIONS PER
NRC GENERIC LETTER 89-01 (TAC NO 75060)**

Table D-1
Radioactive Liquid Waste Sampling and Analysis Program

Liquid Release Type	Sampling Frequency	Minimum Analysis Frequency	Type of Activity Analysis	Lower Limit Detection (LLD) ^a ($\mu\text{Ci/ml}$)
A. Batch Waste Release Tanks ^b	P Each Batch	P Each Batch	Principal Gamma Emitters ^c I-131	5×10^{-7} 1×10^{-6}
	P One Batch/M	M	Dissolved and Entrained Gases (Gamma Emitters)	1×10^{-5}
	P Each Batch	M Composite ^d	H-3 Gross Alpha	1×10^{-5} 1×10^{-7}
	P Each Batch	Q Composite ^d	Sr-89, Sr-90	5×10^{-8}
B. Continuous Releases ^e (Turbine Sump, Steam Generator Blowdown, and Service Water)	Continuous ^f	W _f Composite	Principal Gamma Emitters ^c I-131	5×10^{-7} 1×10^{-6}
	M Grab Sample	M	Dissolved and Entrained Gases (Gamma Emitters)	1×10^{-5}
	Continuous ^f	M Composite ^f	H-3 Gross Alpha	1×10^{-5} 1×10^{-7}
	Continuous ^f	Q Composite ^f	Sr-89, Sr-90	5×10^{-8}

Frequency Notation

P Prior to batch release
M Calendar month
Q Calendar quarter
W Calendar week

**TITLE: RELOCATED TECHNICAL SPECIFICATIONS PER
NRC GENERIC LETTER 89-01 (TAC NO 75060)**

Table D-1 (Cont'd)

TABLE NOTATION

- a** The LLD is defined, in Table E-3, Note C.
- b** A batch release is the discharge of liquid wastes of a discrete volume. Prior to sampling for analyses, each batch shall be isolated and then thoroughly mixed to assure representative sampling.
- c** The principal gamma emitters for which the LLD specification applies exclusively are the following radionuclides: Mn-54, Fe-59, Co-58, Co-60, Zn-65, Mo-99*, Cs-134, Cs-137, Ce-141, and Ce-144*. This list does not mean that only these nuclides are to be considered. Other gamma peaks that are identifiable, together with those of the above nuclides, shall also be analyzed and reported in the Radioactive Effluent Release Report.
- *LLD - 5E-06 because of low gamma yields.
- d** A composite sample is one in which the quantity of liquid sampled is proportional to the quantity of liquid waste discharged and in which the method of sampling employed results in a specimen that is representative of the liquids released.
- e** A continuous release is the discharge of liquid wastes of a nondiscrete volume; eg, from a volume of a system that has an input flow during the continuous release.
- f** To be representative of the quantities and concentrations of radioactive materials in liquid effluents, samples shall be collected in a series of aliquots of constant volume collected at regular time intervals and combined to form a single sample. Prior to analyses, all samples taken for the composite shall be thoroughly mixed in order for the composite sample to be representative of the effluent release.

**TITLE: RELOCATED TECHNICAL SPECIFICATIONS PER
NRC GENERIC LETTER 89-01 (TAC NO 75060)**

H. Liquid Effluent Dose

1. Requirement:

The dose or dose commitment to a Member of the Public from radioactive materials in liquid effluents released from each reactor unit to Unrestricted Areas shall be limited:

- a. During any calendar quarter to less than or equal to 1.5 mrem to the total body and to less than or equal to 5 mrem to any organ, and
- b. During any calendar year to less than or equal to 3 mrem to the total body and to less than or equal to 10 mrem to any organ.

2. Action:

With the calculated dose from the release of radioactive materials in liquid effluents exceeding any of the above limits, prepare and submit to the NRC within 30 days a Special Report that identifies the cause(s) for exceeding the limit(s) and defines the corrective actions that have been taken to reduce the releases and the proposed corrective actions to be taken to assure that subsequent releases will be in compliance with the above limits. This Special Report shall also include the results of radiological analyses of the drinking water source.

3. Surveillance Requirements:

Cumulative dose contributions from liquid effluents for the current calendar quarter and the current calendar year shall be determined in accordance with the methodology and parameters in the ODCM at least once every 31 days.

**TITLE: RELOCATED TECHNICAL SPECIFICATIONS PER
NRC GENERIC LETTER 89-01 (TAC NO 75060)**

4. Bases:

This requirement is provided to implement the requirements of Sections II.A, III.A, and IV.A of Appendix I, 10CFR Part 50. The Limiting Condition for Operation implements the guides set forth in Section II.A of Appendix I. The Action statements provide the required operating flexibility and at the same time implement the guides set forth in Section IV.A of Appendix I to assure that the releases of radioactive material in liquid effluents to Unrestricted Areas will be kept "as low as is reasonably achievable." Also, for freshwater sites with drinking water supplies that can be potentially affected by Plant operations, there is reasonable assurance that the operation of the facility will not result in radionuclide concentrations in the finished drinking water that are in excess of the requirements of 40CFR Part 141. The dose calculation methodology and parameters in the ODCM implement the requirements in Section III.A of Appendix I that conformance with the guides of Appendix I be shown by calculational procedures based on models and data, such that the actual exposure of a Member of the Public through appropriate pathways is unlikely to be substantially underestimated. The equations specified in the ODCM for calculating the doses due to the actual release rates of radioactive materials in liquid effluents are consistent with the methodology provided in Regulatory Guide 1.109, "Calculation of Annual Doses to Man From Routine Releases of Reactor Effluents for the Purpose of Evaluating Compliance with 10CFR Part 50, Appendix I," Revision 1, October 1977 and Regulatory Guide 1.113, "Estimating Aquatic Dispersion of Effluents From Accidental and Routine Reactor Releases for the Purpose of Implementing Appendix I," April 1977.

**TITLE: RELOCATED TECHNICAL SPECIFICATIONS PER
NRC GENERIC LETTER 89-01 (TAC NO 75060)**

I. Total Dose

1. Requirement:

The annual (calendar year) dose or dose commitment to any Member of the Public due to releases of radioactivity and to radiation from uranium fuel cycle sources shall be limited to less than or equal to 25 mrem to the total body or any organ, except the thyroid, which shall be limited to less than or equal to 75 mrem.

2. Action:

With the calculated doses from the release of radioactive materials in liquid or gaseous effluents exceeding twice the limits of III.C.1.a, III.C.1.b, III.D.1.a, III.D.1.b, III.H.1.a, or III.H.1.b, calculations should be made including direct radiation contributions from the reactor units and from outside storage tanks to determine whether the above limits of III.I.1 have been exceeded. If such is the case, prepare and submit to the NRC within 30 days a Special Report that defines the corrective action to be taken to reduce subsequent releases to prevent recurrence of exceeding the above limits and includes the schedule for achieving conformance with the above limits. This Special Report, as defined in 10CFR Part 20.2203, shall include an analysis that estimates the radiation exposure (dose) to a Member of the Public from uranium fuel cycle sources, including all effluent pathways and direct radiation, for the calendar year that includes the release(s) covered by this report. It shall also describe levels of radiation and concentrations of radioactive material involved and the cause of the exposure levels or concentrations. If the estimated dose(s) exceeds the above limits, and if the release condition resulting in violation of 40CFR Part 190 has not already been corrected, the Special Report shall include a request for a variance in accordance with the provisions of 40CFR Part 190. Submittal of the report is considered a timely request and a variance is granted until staff action on the request is complete.

**TITLE: RELOCATED TECHNICAL SPECIFICATIONS PER
NRC GENERIC LETTER 89-01 (TAC NO 75060)**

3. Surveillance Requirements:
 - a. Cumulative dose contributions from liquid and gaseous effluents shall be determined in accordance with III.C.1, III.D.1 and III.H.1 and in accordance with the methodology and parameters in the ODCM.
 - b. Cumulative dose contributions from direct radiation from the reactor units and from radwaste storage tanks shall be determined in accordance with the methodology and parameters in the ODCM. This requirement is applicable only under conditions set forth in Action I.2 above.

**TITLE: RELOCATED TECHNICAL SPECIFICATIONS PER
NRC GENERIC LETTER 89-01 (TAC NO 75060)**

4. Bases:

This requirement is provided to meet the dose limitations of 40CFR Part 190 that have been incorporated into 10CFR Part 20 by 46 FR 18525. It also requires the preparation and submittal of a Special Report whenever the calculated doses from Plant generated radioactive effluents and direct radiation exceed 25 mrem to the total body or any organ, except for thyroid, which shall be limited to less than or equal to 75 mrem. For sites containing up to 4 reactors, it is highly unlikely that the resultant dose to a Member of the Public will exceed the dose limits of 40CFR Part 190 if the individual reactors remain within twice the dose design objectives of Appendix I and if direct radiation doses from the reactor units and outside storage tanks are kept small. The Special Report will describe a course of action that should result in the limitation of the annual dose to a Member of the Public to within the 40CFR Part 190 limits. For the purposes of the Special Report, it may be assumed that the dose commitment to the Member of the Public from other uranium fuel cycle sources is negligible, with the exception that dose contributions from other nuclear fuel cycle facilities at the same site or within a radius of 8 km must be considered. If the dose to any Member of the Public is estimated to exceed the requirements of 40CFR Part 190, the Special Report with a request for a variance (provided the release conditions resulting in violation of 40CFR Part 190 have not already been corrected), in accordance with the provisions of 40CFR Part 190.11 and 10CFR Part 20.2203, is considered to be a timely request and fulfills the requirements of 40CFR Part 190 until NRC staff action is completed. The variance only relates to the limits of 40CFR Part 190 and does not apply in any way to the other requirements for dose limitation of 10CFR Part 20. An individual is not considered a Member of the Public during any period in which he/she is engaged in carrying out any operation that is part of the nuclear fuel cycle.

**TITLE: RELOCATED TECHNICAL SPECIFICATIONS PER
NRC GENERIC LETTER 89-01 (TAC NO 75060)**

J. Radiological Environmental Monitoring

1. Requirement:

The radiological environmental monitoring program shall be conducted as specified in Table E-1.

2. Action:

- a. With the radiological environmental monitoring program not being conducted as specified in Table E-1, prepare and submit to the NRC, in the Annual Radiological Environmental Operating Report a description of the reasons for not conducting the program as required and the plans for preventing a recurrence.
- b. With the level of radioactivity as the result of Plant effluents in an environmental sampling medium at a specified location exceeding the reporting levels of Table E-2 when averaged over any calendar quarter, prepare and submit to the NRC within 30 days a Special Report that identifies the cause(s) for exceeding the limit(s) and defines the corrective actions to be taken to reduce radioactive effluents. When more than one of the radionuclides in Table E-2 are detected in the sampling medium, this report shall be submitted if:

$$\frac{\text{Concentration (1)}}{\text{Reporting Level (1)}} + \frac{\text{Concentration (2)}}{\text{Reporting Level (2)}} + \dots \geq 1.0$$

When radionuclides other than those in Table E-2 are detected and are the result of Plant effluents, this report shall be submitted if the potential annual dose to a Member of the Public is equal to or greater than the calendar year limits of III.C.1, III.D.1, and III.H.1. This report is not required if the measured level of radioactivity was not the result of Plant effluents; however, in such an event, the condition shall be reported and described in the Annual Radiological Environmental Operating Report.

**TITLE: RELOCATED TECHNICAL SPECIFICATIONS PER
NRC GENERIC LETTER 89-01 (TAC NO 75060)**

- c. With milk or fresh leafy vegetable samples unavailable from one or more of the sample locations required by Table E-1, identify locations for obtaining replacement samples and add them to the radiological environmental monitoring program within 30 days. The specific locations from which samples were unavailable may then be deleted from the monitoring program. Identify the cause of the unavailability of samples and identify the new location(s) for obtaining replacement samples in the next Annual Radiological Environmental Report.
- 3. Surveillance Requirements:
 - a. The radiological environmental monitoring samples shall be collected pursuant to Table E-1 and shall be analyzed pursuant to the requirements of Table E-1 and the detection capabilities required by Table E-3.
 - b. A land use census shall be conducted and shall identify within a distance of 8 km (5 miles) the location in each of the 9 overland meteorological sectors of the nearest milk animal, the nearest residence and the nearest garden of greater than 50 m² (500 ft²) producing broad leaf vegetation.
 - c. The land use census shall be conducted during the growing season at least once per 12 months using that information that will provide the best results, such as by a door-to-door survey, aerial survey, or by consulting local agriculture authorities. The results of the land use census shall be included in the Annual Radiological Environmental Operating Report and shall be included in a revision of the ODCM for use in the following calendar year.
 - d. Analyses shall be performed on radioactive materials supplied as part of an Interlaboratory Comparison Program that has been approved by the NRC.

**TITLE: RELOCATED TECHNICAL SPECIFICATIONS PER
NRC GENERIC LETTER 89-01 (TAC NO 75060)**

- e. A summary of the results obtained as part of the above required Interlaboratory Comparison Program shall be included in the Annual Radiological Environmental Operating Report.
 - f. The environmental air samplers shall be operationally checked monthly and airflow verified annually.
4. Bases:
- a. Monitoring Program
- The radiological environmental monitoring program provides representative measurements of radiation and of radioactive materials in those exposure pathways and for those radionuclides that lead to the highest potential radiation exposures of Members of the Public resulting from the station operation. This monitoring program implements Section IV.B.2 of Appendix I to 10CFR Part 50 and thereby supplements the radiological effluent monitoring program by verifying that the measurable concentrations of radioactive materials and levels of radiation are not higher than expected on the basis of the effluent measurements and the modeling of the environmental exposure pathways. Guidance for this monitoring program is provided by the Radiological Assessment Branch Technical Position on Environmental Monitoring. The initially specified monitoring program will be effective for at least the first three years of commercial operation. Following this period, program changes may be initiated based on operational experience.
- The required detection capabilities for environmental sample analyses are tabulated in terms of the lower limits of detection (LLDs). The LLDs required by Table E-3 are considered optimum for routine environmental measurements in industrial laboratories.

**TITLE: RELOCATED TECHNICAL SPECIFICATIONS PER
NRC GENERIC LETTER 89-01 (TAC NO 75060)**

Detailed discussion of the LLD, and other detection limits, can be found in HASL Procedures Manual, HASL-300, Currie, LA, "Limits for Qualitative Detection and Quantitative Determination - Application to Radiochemistry," Anal Chem 40, 586-92 (1968), and Hartwell, JK, "Detection Limits for Radioanalytical Counting Techniques," Atlantic Richfield Hanford Company Report ARH-SA-15 (June 1975).

b. Land Use Census:

This requirement is provided to ensure that changes in the use of areas at and beyond the site boundary are identified and that modifications to the radiological environmental monitoring program are made if required by results of this census. The best information from the door-to-door survey, from aerial survey or from consulting with local agricultural authorities shall be used. This census satisfies the requirements of Section IV.B.3 of Appendix I to 10CFR Part 50. Restricting the census to gardens of greater than 50 m² provides assurance that significant exposure pathways via leafy vegetables will be identified and monitored since a garden of this size is the minimum required to produce the quantity (16 kg/yr) of leafy vegetables assumed in Regulatory Guide 1.109 for consumption by a child.

To determine this minimum garden size, the following assumptions were made: (1) 20% of the garden was used for growing broad leaf vegetation (ie, similar to lettuce and cabbage), and (2) a vegetation yield of 2 kg/m².

**TITLE: RELOCATED TECHNICAL SPECIFICATIONS PER
NRC GENERIC LETTER 89-01 (TAC NO 75060)**

c. Interlaboratory Comparison Program:

The requirement for participation in an approved Interlaboratory Comparison Program is provided to ensure that independent checks on the precision and accuracy of the measurements of radioactive material in environmental sample matrices are performed as part of the quality assurance program for environmental monitoring in order to demonstrate that the results are valid for the purposes of Section IV.B.2 of Appendix I to 10CFR Part 50.

PALISADES NUCLEAR PLANT
OFFSITE DOSE CALCULATION MANUAL

ODCM
Appendix A
Revision 10
Page 39 of 60

**TITLE: RELOCATED TECHNICAL SPECIFICATIONS PER
NRC GENERIC LETTER 89-01 (TAC NO 75060)**

Table E-1

Radiological Environmental Monitoring Program

Exposure Pathway and/or Sample	Number of Representative Samples and Sample Locations ^a	Sampling and Collection Frequency	Type of Frequency of Analysis
1. DIRECT RADIATION ^b	<p>21 routine monitoring stations either with two or more dosimeters or with one instrument for measuring and recording dose rate continuously, placed as follows:</p> <p>An inner ring of stations, one in each overland meteorological sector (9) in the general area of the Site Boundary.</p> <p>An outer ring of stations, one in each overland meteorological sector (9) within the 12 km range from the site.</p> <p>The balance of the stations (3) to be placed to serve as control stations.</p>	Quarterly	Gamma dose quarterly

PALISADES NUCLEAR PLANT
OFFSITE DOSE CALCULATION MANUAL

ODCM
Appendix A
Revision 10
Page 40 of 60

**TITLE: RELOCATED TECHNICAL SPECIFICATIONS PER
NRC GENERIC LETTER 89-01 (TAC NO 75060)**

Exposure Pathway and/or Sample	Number of Representative Samples and Sample Locations ^a	Sampling and Collection Frequency	Type of Frequency of Analysis
2. AIRBORNE Radioiodine and Particulates	Samples from 5 locations. 3 samples from within 6 km of the Site Boundary in different sectors (2.4 km-SSW, 5.6 km-ESE, and 1.6 km-N). 1 sample from the vicinity of a community having the highest calculated annual average ground level D/Q (Covert-5.6 km-SE). 1 sample from a control location in the least prevalent wind direction ^c (Grand Rapids 89 km-NNE).	Continuous sample operation with sample collection weekly or more frequently if required by dust loading.	<u>Radioiodine Canister:</u> I-131 analysis weekly for each filter change. <u>Particulate Sampler:</u> Gross beta radioactivity analysis following filter change ^d . Gamma isotopic analysis ^e if gross beta > 1.0 pCi/m ³ .
3. WATERBORNE a. Lake (surface) b. Well (drinking) c. Lake (drinking) d. Sediment from shoreline	Plant lake water inlet. Samples from Plant, State Park, and Covert Township Park wells. 1 sample of South Haven drinking water supply. 1 sample from between north boundary and Van Buren State Park beach, approximately 1/2 mile north of the Plant discharge.	Composite sample over 1-month period. Monthly - grab sample. Composite sample over 1-month period. Semiannually	Gross beta (> 10 pCi/l requires gamma) and tritium monthly. Gross beta (> 10 pCi/l requires gamma) and tritium monthly. Gross beta (> 10 pCi/l requires gamma) and tritium monthly. Gamma isotopic analysis ^e semiannually.

**ODCM
Appendix A
Revision 10
Page 41 of 60**

[illegible]

**TITLE: RELOCATED TECHNICAL SPECIFICATIONS PER
NRC GENERIC LETTER 89-01 (TAC NO 75060)**

Table E-1 (Cont'd)
Table Notation

- a** Deviations are permitted from the required sampling schedule if specimens are unobtainable due to hazardous conditions, seasonal unavailability, malfunction of automatic sampling equipment and other legitimate reasons. If specimens are unobtainable due to sampling equipment malfunction, every effort shall be made to complete corrective action prior to the end of the next sampling period. All deviations from the sampling schedule shall be documented in the Annual Radiological Environmental Operating Report. It is recognized that, at times, it may not be possible or practicable to continue to obtain samples of the media of choice at the most desired location or time. In these instances, suitable alternative media and locations may be chosen for the particular pathway in question and appropriate substitutions made within 30 days in the radiological environmental monitoring program.
- b** One or more instruments, such as a pressurized ion chamber, for measuring and recording dose rate continuously may be used in place, or in addition to, integrating dosimeters. For the purposes of this table, a thermoluminescent dosimeter (TLD) is considered to be one phosphor; two or more phosphors or phosphor readout zones in a packet are considered as two or more dosimeters.
- c** The purpose of this sample is to obtain background information. If it is not practical to establish control locations in accordance with the distance and wind direction criteria, other sites that provide valid background data may be substituted.
- d** Airborne particulate sample filters shall be analyzed for gross beta radioactivity 24 hours or more after sampling to allow for radon and thoron daughter decay. If gross beta activity in air particulate samples is greater than ten times the yearly mean of control samples, gamma isotopic analysis shall be performed on the individual samples.
- e** Gamma isotopic analysis means the identification and quantification of gamma-emitting radionuclides that may be attributable to the effluents from the facility.
- f** A composite sample is one in which the quantity (aliquot) of liquid samples is proportional to the quantity of liquid discharged and in which the method of sampling employed results in a specimen that is representative of the liquid released (continuous composites or daily grab composites which meet this criteria are acceptable).
- g** If harvest occurs more than once a year, sampling shall be performed during each discrete harvest.

**TITLE: RELOCATED TECHNICAL SPECIFICATIONS PER
NRC GENERIC LETTER 89-01 (TAC NO 75060)**

Table E-2
Reporting Levels for Radioactivity Concentrations in Environmental Samples

Reporting Levels

Analysis	Water (pCi/l)	Airborne Particulates or Gases (pCi/m³)	Fish (pCi/kg, Wet)	Milk (pCi/l)	Food Products (pCi/kg, Wet)
H-3	20,000*				
Mn-54	1,000		30,000		
Fe-59	400		10,000		
Co-58	1,000		30,000		
Co-60	300		10,000		
Zn-65	300		20,000		
Zr-Nb-95	400				
I-131	2	0.9		3	100
Cs-134	30	10	1,000	60	1,000
Cs-137	50	20	2,000	70	2,000
Ba-La-140	200			300	

* For drinking water samples. This is 40CFR Part 141 value. If no drinking water pathway exists, a value of 30,000 pCi/l may be used.

**TITLE: RELOCATED TECHNICAL SPECIFICATIONS PER
NRC GENERIC LETTER 89-01 (TAC NO 75060)**

Table E-3

Detection Capabilities for Environmental Sample Analysis^a

Lower Limit of Detection (LLD)^{bc}

Analysis	Water (pCi/l)	Airborne Particulates or Gases (pCi/m³)	Fish (pCi/kg, Wet)	Milk (pCi/l)	Food Products (pCi/kg, Wet)	Sediment (pCi/kg, Dry)
Gross Beta	4	0.01				
H-3	2,000*					
Mn-54	15		130			
Fe-59	30		260			
Co-58, 60	15		130			
Zn-65	30		260			
Zr-Nb-95	15					
I-131	1 ^d	0.07		1	60	
Cs-134	15	0.05	130	15	80	150
Cs-137	18	0.06	150	18	80	180
Ba-La-140	15			15		

* If no drinking water pathway exists, a value of 3,000 pCi/l may be used.

**TITLE: RELOCATED TECHNICAL SPECIFICATIONS PER
NRC GENERIC LETTER 89-01 (TAC NO 75060)**

Table E-3 (Cont'd)
TABLE NOTATION

- a** This list does not mean that only these nuclides are to be considered. Other peaks that are identifiable, together with those of the above nuclides, shall also be analyzed and reported in the Annual Radiological Environmental Operating Report.
- b** Required detection capabilities for thermoluminescent dosimeters used for environmental measurements are given in Regulatory Guide 4.13.
- c** The LLD is defined as the smallest concentration of radioactive material in a sample that will yield a net count, above system background, that will be detected with 95% probability with only 5% probability of falsely concluding that a blank observation represents a "real" signal.

For a particular measurement system, which may include radiochemical separation:

$$LLD = \frac{4.66 s_b}{E \cdot V \cdot 2.22 \cdot Y \cdot \text{Exp}(-\lambda \Delta t)}$$

Where:

LLD is the "a priori" lower limit of detection as defined above, as picocuries per unit mass or volume.

s_b is the standard deviation of the background counting rate or of the counting rate of a blank sample as appropriate, as counts per minute.

E is the counting efficiency, as counts per disintegration.

V is the sample size in units of mass or volume.

2.22 is the number of disintegrations per minute per picocurie.

Y is the fractional radiochemical yield, when applicable.

λ is the radioactive decay constant for the particular radionuclide.

Δt for environmental samples is the elapsed time between sample collection, or end of the sample collection period, and time of counting.

Typical values of E, V, Y, and Δt should be used in the calculation.

**TITLE: RELOCATED TECHNICAL SPECIFICATIONS PER
NRC GENERIC LETTER 89-01 (TAC NO 75060)**

Table E-3 (Cont'd)
Table Notation

It should be recognized that the LLD is defined as an "a priori" (before the fact) limit representing the capability of a measurement system and not as an "a posteriori" (after the fact) limit for a particular measurement. Analyses shall be performed in such a manner that the stated LLDs will be achieved under routine conditions. Occasionally background fluctuations, unavoidable small sample sizes, the presence of interfering nuclides, or other uncontrollable circumstances may render these LLDs unachievable. In such cases, the contributing factors shall be identified and described in the Annual Radiological Environmental Operating Report.

- d** LLD for drinking water samples. If no drinking water pathway exists, the LLD of gamma isotopic analysis may be used.

**TITLE: RELOCATED TECHNICAL SPECIFICATIONS PER
NRC GENERIC LETTER 89-01 (TAC NO 75060)**

K. SIRW or Temporary Liquid Storage Tank

1. Requirement:

The concentration of radioactive material contained in the SIRW tank or any unprotected outside temporary tank* shall be limited such that the mixture radionuclides do not exceed 1,000 times the effluent concentration (EC) as listed in 10CFR Part 20, Appendix B, Table 2, Column 2.

$$\frac{C_a}{EC_a} + \frac{C_b}{EC_b} \dots + \frac{C_i}{EC_i} = < 1000$$

2. Action:

With the quantity of radioactive material in any of the above listed tanks exceeding the above concentration, immediately suspend all additions of radioactive material to the tank, within 48 hours reduce the tank contents to within the limit, and describe the events leading to this condition in the next Radiological Effluent Release Report.

3. Surveillance Requirement:

The concentration of radioactive material contained in each of the above listed tanks shall be determined to be within the above limit by analyzing a representative sample of the tank's contents at least once per 7 days when radioactive materials are being added to the tank.

or

A calculational methodology performed prior to the material being transferred may be used to show compliance with the requirement of this section if a representative sample cannot be obtained at least once per seven days. A representative sample of the radioactive material to be added to the SIRW or Temporary Liquid Storage Tank shall be analyzed and a calculation performed to show compliance with the 1000 EC limit.

**TITLE: RELOCATED TECHNICAL SPECIFICATIONS PER
NRC GENERIC LETTER 89-01 (TAC NO 75060)**

4. Bases:

This requirement will provide reasonable assurance that in the event of an uncontrolled release of the tanks' contents, the resulting concentrations would be less than the limits of 10CFR Part 20, Appendix B, Table 2, Column 2, at the nearest potable water supply and the nearest surface water supply in an Unrestricted Area. (The dilution between Palisades and the South Haven drinking water supply has been established as 1000).

*Tanks included in this specification are those outdoor tanks that are not surrounded by liners, dikes, or walls capable of holding the tank contents and that do not have tank overflows and surrounding area drains connected to the liquid radwaste treatment system.

NOTE: The limit for the SIRW Tank may be exceeded for operational flexibility if the conditions of this section are met.

L. Surveillance Requirement Time Intervals

1. Requirement:

Each Surveillance Requirement shall be performed within the specified surveillance interval with a maximum allowable extension not to exceed 25 percent of the specified surveillance interval.

2. Action:

Failure to perform a Surveillance Requirement within the allowed surveillance interval shall constitute noncompliance with the operability requirements. The time limits of the action requirements are applicable at the time it is identified that a Surveillance Requirement has not been performed. The action requirements may be delayed for up to 24 hours to permit the completion of the surveillance when the allowed outage time limits of the action requirements are less than 24 hours. Surveillance Requirements do not have to be performed on inoperable equipment.

**TITLE: RELOCATED TECHNICAL SPECIFICATIONS PER
NRC GENERIC LETTER 89-01 (TAC NO 75060)**

3. Surveillance Requirements:

The applicable surveillance interval frequencies are specified in Tables A-2 and C-2. The applicable sampling and/or analysis frequencies are specified in Tables A-1, B-1, C-1, D-1, and E-1. Extendable surveillance requirements are limited to channel checks, source checks, channel calibrations, channel functional checks, sampling frequencies and/or analysis frequencies.

4. Bases:

The maximum allowable extension for a surveillance interval is consistent with the surveillance requirements specified in the Technical Specifications, Section 4.0. Until relocated in the ODCM, all of the effluent surveillances were subject to these same requirements.

M. Sealed Source Contamination

1. Requirement:

Each sealed source containing radioactive material either in excess of 100 microcuries of beta and/or gamma emitting material or 5 microcuries of alpha emitting material shall be free of greater than or equal to 0.005 microcuries of removable contamination.

2. Action:

- a. With a sealed source having removable contamination in excess of 0.005 microcuries, immediately withdraw the sealed source from use and either:
 - (1) Decontaminate and repair the sealed source, or
 - (2) Dispose of the sealed source in accordance with applicable regulations.

**TITLE: RELOCATED TECHNICAL SPECIFICATIONS PER
NRC GENERIC LETTER 89-01 (TAC NO 75060)**

- b. A report shall be prepared and submitted to the Commission on an annual basis if sealed source leakage tests reveal the presence of greater than or equal to 0.005 microcuries of removable contamination.
- 3. Surveillance Requirements:
 - a. Each category of sealed sources as described in the requirement with a half-life greater than 30 days (excluding Hydrogen-3), and in any other form than gas, shall be tested for leakage and/or contamination at intervals not to exceed 6 months.
 - b. The test shall be performed by the licensee or by other persons specifically authorized by the Commission or an Agreement State. The test method shall have a detection sensitivity of at least 0.005 microcuries per test sample.
 - c. The test sample shall be taken from the sealed source or, in the case of permanently mounted sources, from the surfaces of the mounting device on which contamination would be expected to accumulate.
 - d. The periodic leak test does not apply to sealed sources that are stored and not being used. These sources shall be tested prior to use or transfer to another licensee, unless tested within the previous 6 months. Sealed sources which are continuously enclosed within a shielded mechanism (ie, sealed sources within radiation monitoring or boron measuring devices) are considered to be stored and need not be tested unless they are removed from the shielded mechanism.
 - e. Sealed sources transferred without a certificate indicating the last test date shall be tested prior to being placed in use.

**TITLE: RELOCATED TECHNICAL SPECIFICATIONS PER
NRC GENERIC LETTER 89-01 (TAC NO 75060)**

4. Bases:

The requirement, actions, and surveillance requirements are the same as contained in the Technical Specification 6.21 prior to relocation to the ODCM and will provide assurance that sealed sources are tested to demonstrate that source integrity is being maintained.

IV. REPORTING REQUIREMENTS

A. Radiological Effluent Release Report

The Radioactive Effluent Release Report shall be submitted in accordance with 10CFR 50.36a by March 31 of each year. The report shall include a summary of the quantities of radioactive liquid and gaseous effluents and solid waste released from the unit. The material provided shall be (1) consistent with the objectives outlined in the ODCM and Process Control Program and (2) in conformance with 10CFR 50.36a and Section IV.B.1 of Appendix I to 10CFR 50.

The report shall include an estimate of the uncertainty associated with the measurement of radioactive effluents. This error term is included to provide an estimate of the uncertainty and is not to be considered the absolute error associated with the measurements or to be used in determining compliance with these requirements.

These estimates will be based on a statistical analysis of a series of sample results (weighed appropriately for counting statistics) taken once a year from a minimum of one typical gaseous waste tank and from a minimum of one typical liquid waste tank. For noble gases released to the atmosphere from other than the waste gas system the error term will be estimated (and weight-averaged with the waste gas tank error) based on a statistical analysis of a series of sample results taken once a year (or the stack gas monitor counting statistics taken over one release per year) from each source contributing more than 10% of the total annual release.

The error term for iodine and particulates released to the atmosphere will be based on the counting statistics for one stack gas sample taken during the year.

**TITLE: RELOCATED TECHNICAL SPECIFICATIONS PER
NRC GENERIC LETTER 89-01 (TAC NO 75060)**

The report shall include an estimate of the lower level of detection (in $\mu\text{Ci/ml}$) if the unidentified portion of the release exceeds 10% of the total annual releases. This estimate of the lower level of detection will be made for those gamma emitting isotopes listed in Appendix B of Regulatory Guide 1.21 (June 1974) and will be provided based on a typical background gamma spectrum.

The report shall provide the following specific terms:

1. Supplemental Information

a. Batch Releases:

The report should provide information relating to batch releases of liquid and gaseous effluents which are discharged to the environment. This information should include the number of releases, total time period for batch releases, and the maximum, mean, and minimum time period of release.

b. Abnormal Releases

The number of abnormal releases of radioactive material to the environment should be reported. The total curies of radioactive materials released as a result of abnormal releases should be included.

2. Gaseous Effluents

a. Gases

- (1) Total curies of fission and activation gases releases.
- (2) Average release rates ($\mu\text{Ci/s}$) of fission and activation gases for the quarterly periods covered by the report.
- (3) Percent of limit for releases of fission and activation gases.

**TITLE: RELOCATED TECHNICAL SPECIFICATIONS PER
NRC GENERIC LETTER 89-01 (TAC NO 75060)**

- (4) Quarterly sums of total curies for each of the radionuclides determined to be released, based on analyses of fission and activation gases.

b. Iodines

- (1) Total curies of each of the isotopes, Iodine-131, Iodine-133 and Iodine-135 determined to be released.
- (2) Average release rate ($\mu\text{Ci/s}$) of Iodine-131/133.
- (3) Percent of limit for Iodine-131/133.

c. Particulates

- (1) Total curies of radioactive material in particulate form with half-lives greater than 8 days determined to be released.
- (2) Average release rate ($\mu\text{Ci/s}$) of radioactive material in particulate form with half-lives greater than 8 days.
- (3) Percent of limit for radioactive material in particulate form with half-lives greater than 8 days.
- (4) Total curies for each of the radionuclides in particulate form determined to be released based on analyses performed.
- (5) Total curies of gross alpha radioactivity determined to be released.

d. Tritium

- (1) Total curies of tritium determined to be released in gaseous effluents.
- (2) Average release rate ($\mu\text{Ci/s}$) of tritium.
- (3) Percent of applicable limits for tritium.

**TITLE: RELOCATED TECHNICAL SPECIFICATIONS PER
NRC GENERIC LETTER 89-01 (TAC NO 75060)**

3. Liquid Effluents

a. Mixed Fission and Activation Products

- (1) Total curies of radioactive material determined to be released in liquid effluents (not including tritium, dissolved and/or entrained gases, and alpha-emitting material).
- (2) Average concentrations ($\mu\text{Ci/ml}$) of mixed fission and activation products released to unrestricted areas, averaged over the quarterly periods covered by the report.
- (3) Percent of applicable limit of average concentrations released to unrestricted areas.
- (4) Quarterly sums of total curies for each of the radionuclides determined to be released in liquid effluents based on analyses performed.

b. Tritium

- (1) Total curies of tritium determined to be released in liquid effluents.
- (2) Average concentrations ($\mu\text{Ci/ml}$) of tritium released in liquid effluents to unrestricted areas, averaged over the quarterly periods covered by the report.
- (3) Percent of applicable limit of average concentrations released to unrestricted areas.

c. Dissolved and/or Entrained Gases

- (1) Total curies of gaseous radioactive material determined to be released in liquid effluents.
- (2) Average concentrations ($\mu\text{Ci/ml}$) of dissolved and/or entrained gaseous radioactive material released to unrestricted areas, averaged over the quarterly periods covered by the report.

**TITLE: RELOCATED TECHNICAL SPECIFICATIONS PER
NRC GENERIC LETTER 89-01 (TAC NO 75060)**

- (3) Percent of applicable limit of average concentrations released to unrestricted areas.
- (4) Total curies for each of the radionuclides determined to be released as dissolved and/or entrained gases in liquid effluents.

d. Alpha Radioactivity

Total curies of gross alpha-emitting material determined to be released in liquid effluents.

e. Volumes

- (1) Total measured volume (liters), prior to dilution, of liquid effluent released.
- (2) Total determined volume, in liters, of dilution water used during the period of the report.

4. Radiological Impact on Man:

The Radioactive Effluent Release Report shall include potential doses to individuals and populations calculated using measured effluent and averaged meteorological data in accordance with the methodologies in the ODCM.

- a. Total body and significant organ doses (greater than 1 millirem to individuals in unrestricted areas from receiving water-related exposure pathways.
- b. The maximum offsite air doses (greater than 1 millirad) due to beta and gamma radiation at locations near ground level from gaseous effluents.
- c. Organ doses (greater than 1 millirem) to individuals in unrestricted areas from radioactive iodine and radioactive material in particulate form from the major pathways of exposure.

**TITLE: RELOCATED TECHNICAL SPECIFICATIONS PER
NRC GENERIC LETTER 89-01 (TAC NO 75060)**

- d. Total body doses (greater than 1 manrem) to the population and average doses (greater than 1 millirem) to individuals in the population from receiving water-related pathways to a distance of 50 miles from the site.
- e. Total body doses (greater than 1 manrem) to the population and average doses (greater than 1 millirem) to individuals in the population from gaseous effluents to a distance of 50 miles from the site.

5. ODCM Changes:

The Radiological Effluent Release Report shall include any changes made during the reporting period to the Offsite Dose Calculation Manual (ODCM), as well as a listing of new locations for dose calculations and/or environmental monitoring identified by the land use census pursuant to III.J.3.c.

B. Radiological Environmental Operating Report

The Radiological Environmental Operating Report covering the operation of the unit during the previous calendar year shall be submitted before May 1 of each year. The report shall include summaries, interpretations, and analysis of trends of the results of the Radiological Environmental Monitoring Program for the reporting period. The material provided shall be consistent with the objectives outlined in; (1) the ODCM, and (2) Sections IV.B.2, IV.B.3, and IV.C of Appendix 1 to 10CFR50.

The Annual Radiological Environmental Operating Reports shall include summaries, interpretation and statistical evaluation of the results of the radiological environmental surveillance activities for the report period, including a comparison with preoperational studies, operational controls (as appropriate), and previous environmental surveillance reports and an assessment of the observed impacts of the Plant operation on the environment. The reports shall also include the results of land use census pursuant to III.J.3.c.

**TITLE: RELOCATED TECHNICAL SPECIFICATIONS PER
NRC GENERIC LETTER 89-01 (TAC NO 75060)**

The Annual Radiological Environmental Operating Reports shall include summarized and tabulated results in the format of Table F-1 of all radiological environmental samples taken during the report period. In the event that some results are not available for inclusion with the report, the report shall be submitted noting and explaining the reasons for the missing results. The missing data shall be submitted as soon as possible in a supplementary report.

The reports shall also include the following; a summary description of the radiological environmental monitoring program, including sampling methods for each sample type, a map of all sampling locations keyed to a table giving distances and directions from the reactor and the results of land use census required by III.J.3.c and results of the Interlaboratory Comparison Program required by III.J.3.e.

C. Nonroutine Reports

A report shall be submitted to the NRC in the event that; 1) the Radiological Environmental Monitoring Programs are not substantially conducted as described in Section III.J, or 2) an unusual or important event occurs from Plant operation that causes a significant environmental impact or affects a potential environmental impact. Reports shall be submitted within 30 days.

PALISADES NUCLEAR PLANT
OFFSITE DOSE CALCULATION MANUAL

ODCM
Appendix A
Revision 10
Page 58 of 60

**TITLE: RELOCATED TECHNICAL SPECIFICATIONS PER
NRC GENERIC LETTER 89-01 (TAC NO 75060)**

Table F-1
Environmental Radiological Monitoring Program Summary

Name of Facility _____ Docket No _____
Location of Facility _____ Reporting Period _____
(County, State)

Medium or Pathway Sampled (Unit of Measure)	Type/Total Number of Analyses Performed	Lower Limit of Detection ^a (LLD)	All Indicator Locations ^b Mean (f) Range ^b	Name Distance & Direction	Mean (f) ^b Range ^b	Control Locations Mean(f) ^b Range ^b	Number of REPORTABLE OCCURRENCES
Air Particulates (pCi/m ³)	Gross β 416	0.003	0.08 (200/312) (0.05-2.0)	Middletown 5 miles 340°	0.10 (5/52) (0.08-2.0)	0.08 (8/104)- (0.05-1.40)	1
	γ-Spec 32						
	Cs-137	0.003	0.05 (4/24) (0.03-0.13)	Smithville 2.5 miles 160°	0.08 (2/4) (0.03-0.13)	<LLD	4
	Ba-140	0.003	0.03 (2/24) (0.01-0.08)	Podunk 4 miles 270°	0.05 (2/4) (0.01-0.08)	0.02 (1/8)	1
	Sr-89 40	0.002	<LLD	--	--	<LLD	0
	Sr-90 40	0.0003	<LLD	--	--	<LLD	0
Fish pCi/kg (dry weight)	γ-Spec 8						
	Cs-137	80	<LLD	--	<LLD	90 (1/4)	0
	Cs-134	80	<LLD	--	<LLD	<LLD	0
	Co-60	80	120 (3/4) (90-200)	River Mile 35 Podunk River	See Column 4	<LLD	0

^a Nominal Lower Limit of Detection (LLD) as defined in table notation c of Table E-3.

^b Mean and range based upon detectable measurements only. Fraction of detectable measurements at specific locations is indicated in parentheses (f).

^d **NOTE:** The example data are provided for illustrative purposes only.

**TITLE: RELOCATED TECHNICAL SPECIFICATIONS PER
NRC GENERIC LETTER 89-01 (TAC NO 75060)**

**V. MAJOR MODIFICATIONS TO RADIOACTIVE LIQUID AND GASEOUS
WASTE TREATMENT SYSTEMS**

A. Licensee Modifications

Licensee initiated major modifications to the radioactive liquid and gaseous waste systems.

1. Shall be reported to the NRC pursuant to 10CFR 50.59. The discussion of each modification shall contain:
 - a. A summary of the evaluation that led to the determination that the modification could be made in accordance with 10CFR Part 50.59.
 - b. A description of the equipment, components and processes involved, and the interfaces with other Plant systems.
 - c. Documentation of the fact that the modification was reviewed and found acceptable by the PRC.
2. Shall become effective upon review and acceptance by the Plant General Manager.

B. Definition of Major Radwaste System Modification

1. Purpose:

The purpose of this definition is to assure that this requirement will be satisfied under clearly identifiable circumstances, and with the objective that current radwaste system capabilities are not jeopardized.

**TITLE: RELOCATED TECHNICAL SPECIFICATIONS PER
NRC GENERIC LETTER 89-01 (TAC NO 75060)**

2. Definition:

A major radwaste system modification is a modification which would remove (either by bypassing for greater than 7 days or physical removal) or replace with less efficient equipment, any components of the radwaste system:

- a. Letdown filters or demineralizers.
- b. Vacuum degassifier (not applicable when the reactor is in cold shutdown and depressurized).
- c. Miscellaneous or clean waste evaporators.
- d. The present waste gas compressor/decay tank system.
- e. Fuel Pool filters/demineralizers.
- f. Radwaste polishing demineralizers.
- g. Radwaste Solidification system.

Improvements or additions to improve efficiency will not be considered major modifications unless a complete substitution of equipment or systems is made with equipment of unrelated design. Examples would be; 1) replacement of mechanical degassifier with steam, jet degassifier, 2) replacement of waste gas system with cryogenic system, 3) replacement of asphalt solidification with cement system, and 4) change from deep bead resins to Powdex, etc.