


Docket No. 50-220

December 24, 1981

Mr. Donald P. Dise
Vice President - Engineering
c/o Miss Catherine R. Seibert
Niagara Mohawk Power Corporation
300 Erie Boulevard West
Syracuse, New York 13202



Dear Mr. Dise:

The Commission has issued the enclosed Amendment No. 47 to Facility Operating License No. DPR-63 for the Nine Mile Point Nuclear Station Unit No. 1. The amendment is in response to your request dated October 26, 1981 and it revises Maximum Average Planar Linear Heat Generation Rate (MAPLHGR) Technical Specifications.

Copies of the Safety Evaluation and Notice of Issuance are also enclosed.

Sincerely,

ORIGINAL SIGNED BY

Philip J. Polk, Project Manager
Operating Reactors Branch #2
Division of Licensing

Enclosures:

1. Amendment No. 47 to DPR-63
2. Safety Evaluation
3. Notice

cc: w/enclosures
See next page

Distribution:

✓ Docket File	D. Brinkman
NRC PDR	ACRS (10)
Local PDR	Clare Miles
ORB#2 Reading	R. Diggs
D. Eisenhut	NSIC
S. Norris	TERA
P. Polk	ASLAB
OELD	Gray File
IE (4)	
T. Barnhart (4)	
L. Schneider	

*OELD concurrence of
is AS TO Form and
notice and
amendment only
as requested*

OFFICE	ORB#2	ORB#2	ORB#2	AD:OR	OELD	
SURNAME	SNorris	PPolk:pbe	TIPolite	TNovak	BBordenick	
	12/ /81	12/ /81	12/ /81	12/ /81	12/ /81	

8201150047 811224
PDR ADDCK 05000220
P PDR

OFFICIAL RECORD COPY

Mr. Donald P. Dise
Niagara Mohawk Power Corporation

cc:

Leonard M. Trosten, Esq.
LeBoeuf, Lamb, Leiby & MacRae
1333 New Hampshire Avenue, N. W.
Suite 1100
Washington, D. C. 20036

Carl D. Hobelman, Esq.
LeBoeuf, Lamb, Leiby & MacRae
1333 New Hampshire Avenue, N.W.
Suite 1100
Washington, D.C. 20036

T. K. BeBoer, Director
Technological Development Programs
State of New York
Energy Office
Swan Street Building
CORE 1 - Second Floor
Empire State Plaza
Albany, New York 12223

Mr. Robert P. Jones, Supervisor
Town of Scriba
R. D. #4
Oswego, New York 13126

Niagara Mohawk Power Corporation
ATTN: Mr. Thomas Perkins
Plant Superintendent
Nine Mile Point Nuclear Station
P.O. Box 32
Lycoming, New York 13093

U.S. Environmental Protection Agency
Region II Office
Regional Radiation Representative
26 Federal Plaza
New York, New York 10007

State University at Oswego
Penfield Library - Documents
Oswego, New York 13126

Resident Inspector
c/o U.S. NRC
P. O. Box 126
Lycoming, New York 13093



UNITED STATES
NUCLEAR REGULATORY COMMISSION
WASHINGTON, D. C. 20555

NIAGARA MOHAWK POWER CORPORATION

DOCKET NO. 50-220

NINE MILE POINT NUCLEAR STATION, UNIT NO. 1

AMENDMENT TO FACILITY OPERATING LICENSE

Amendment No. 47
License No. DPR-63


1. The Nuclear Regulatory Commission (the Commission) has found that:
 - A. The application for amendment by Niagara Mohawk Power Corporation (the licensee) dated October 26, 1981 complies with the standards and requirements of the Atomic Energy Act of 1954, as amended (the Act) and the Commission's rules and regulations set forth in 10 CFR Chapter I;
 - B. The facility will operate in conformity with the application, the provisions of the Act, and the rules and regulations of the Commission;
 - C. There is reasonable assurance (i) that the activities authorized by this amendment can be conducted without endangering the health and safety of the public, and (ii) that such activities will be conducted in compliance with the Commission's regulations;
 - D. The issuance of this amendment will not be inimical to the common defense and security or to the health and safety of the public; and
 - E. The issuance of this amendment is in accordance with 10 CFR Part 51 of the Commission's regulations and all applicable requirements have been satisfied.
2. Accordingly, the license is amended by changes to the Technical Specifications as indicated in the attachment to this license amendment and paragraph 2.C.(2) of Facility License No. DPR-63 is hereby amended to read as follows:

(2) Technical Specifications

The Technical Specifications contained in Appendices A and B, as revised through Amendment No. 47, are hereby incorporated in the license. The licensee shall operate the facility in accordance with the Technical Specifications.

3. This license amendment is effective as of the date of its issuance.

FOR THE NUCLEAR REGULATORY COMMISSION


Thomas A. Ippolito, Chief
Operating Reactors Branch #2
Division of Licensing

Attachment:
Changes to the Technical
Specifications

Date of Issuance: December 24, 1981

ATTACHMENT TO LICENSE AMENDMENT NO. 47

FACILITY OPERATING LICENSE NO. DPR-63

DOCKET NO. 50-220

Revise Appendix A pages as follows:

<u>Remove</u>	<u>Insert</u>
64b	64b
64c	64c
65	65
66	66
67	67
68	68
70	70
70b	70b
70d	70d

LIMITING CONDITION FOR OPERATION

SURVEILLANCE REQUIREMENT

If at any time during power operation it is determined by normal surveillance that the limiting value for the power/flow relationship is being exceeded, action shall be initiated within 15 minutes to restore operation to within the prescribed limits. If the power/flow relationship is not returned to within the prescribed limits within two (2) hours, reactor power reductions shall be initiated at a rate not less than 10% per hour until the power/flow relationship is within the prescribed limits.

e. Partial Loop Operation

During power operation, partial loop operation is permitted provided the following conditions are met.

When operating with four recirculation loops in operation and the remaining loop unisolated, the reactor may operate at 100 percent of full licensed power level in accordance with Figure 3.1.7aa and an APLHGR not to exceed 98 percent of the limiting values shown in Figures 3.1.7a, 3.1.7b, 3.1.7c, 3.1.7d, and 3.1.7e.

When operating with four recirculation loops in operation and one loop isolated, the reactor may operate at 100 percent of full licensed power in accordance with Figure 3.1.7aa and an APLHGR not to exceed 98 percent of the limiting values shown in Figures 3.1.7a, 3.1.7b, 3.1.7c, 3.1.7d, and 3.1.7e, provided the following conditions are met for the isolated loop.

1. Suction valve, discharge valve and discharge bypass valve in the isolated loop shall be in the closed position and the associated motor breakers shall be locked in the open position.

LIMITING CONDITION FOR OPERATION

2. Associated pump motor circuit breaker shall be opened and the breaker removed.

If these conditions are not met, core power shall be restricted to 90.5 percent of full licensed power.

When operating with three recirculation loops in operation and the two remaining loops isolated or unisolated, the reactor may operate at 90 percent of full licensed power in accordance with Figure 3.1.7aa and an APLHGR not to exceed 96 percent of the limiting values shown in Figures 3.1.7a, 3.1.7b, 3.1.7c, 3.1.7d, and 3.1.7e.

During 3 loop operation, the limiting MCPR shall be increased by 0.01.

Power operation is not permitted with less than three recirculation loops in operation.

If at any time during power operation it is determined by normal surveillance that the limiting value for APLHGR under one and two isolated loop operation is being exceeded at any node in the core, action shall be initiated within 15 minutes to restore operation to within the prescribed limits. If the APLHGR at all nodes in the core is not returned to within the prescribed limits for one and two isolated loop operation within two (2) hours, reactor power reduction shall be initiated at a rate not less than 10 percent per hour until APLHGR at all nodes is within the prescribed limits.

SURVEILLANCE REQUIREMENT

MAXIMUM AVERAGE PLANAR LHGR (KW/FT)

NINE MILE POINT UNIT 1

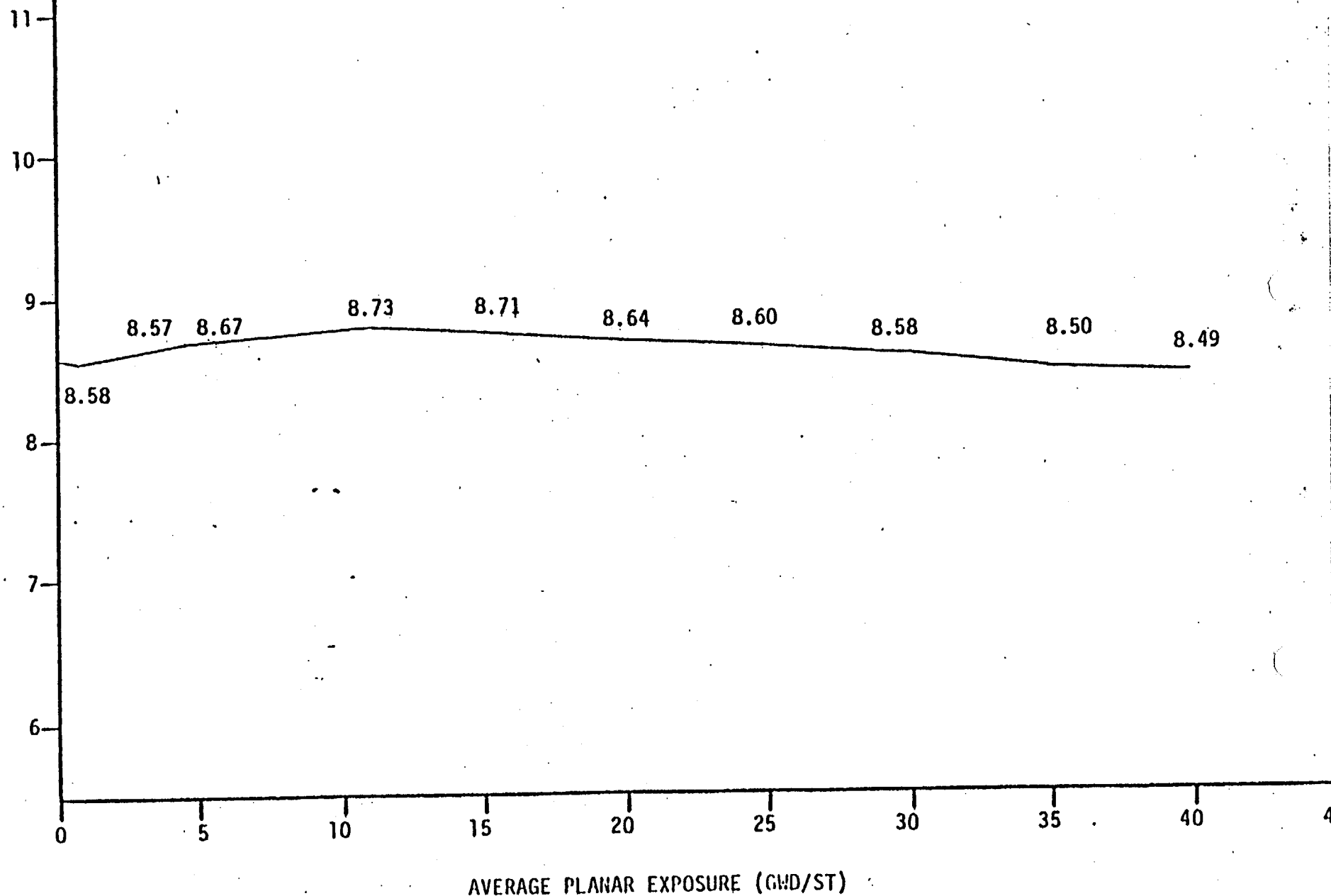


Figure 3.1.7a MAXIMUM ALLOWABLE AVERAGE PLANAR LHGR APPLICABLE TO 8DB250 FUEL AS DESCRIBED IN REFERENCE 8.

Amendment No. 31, 41 47

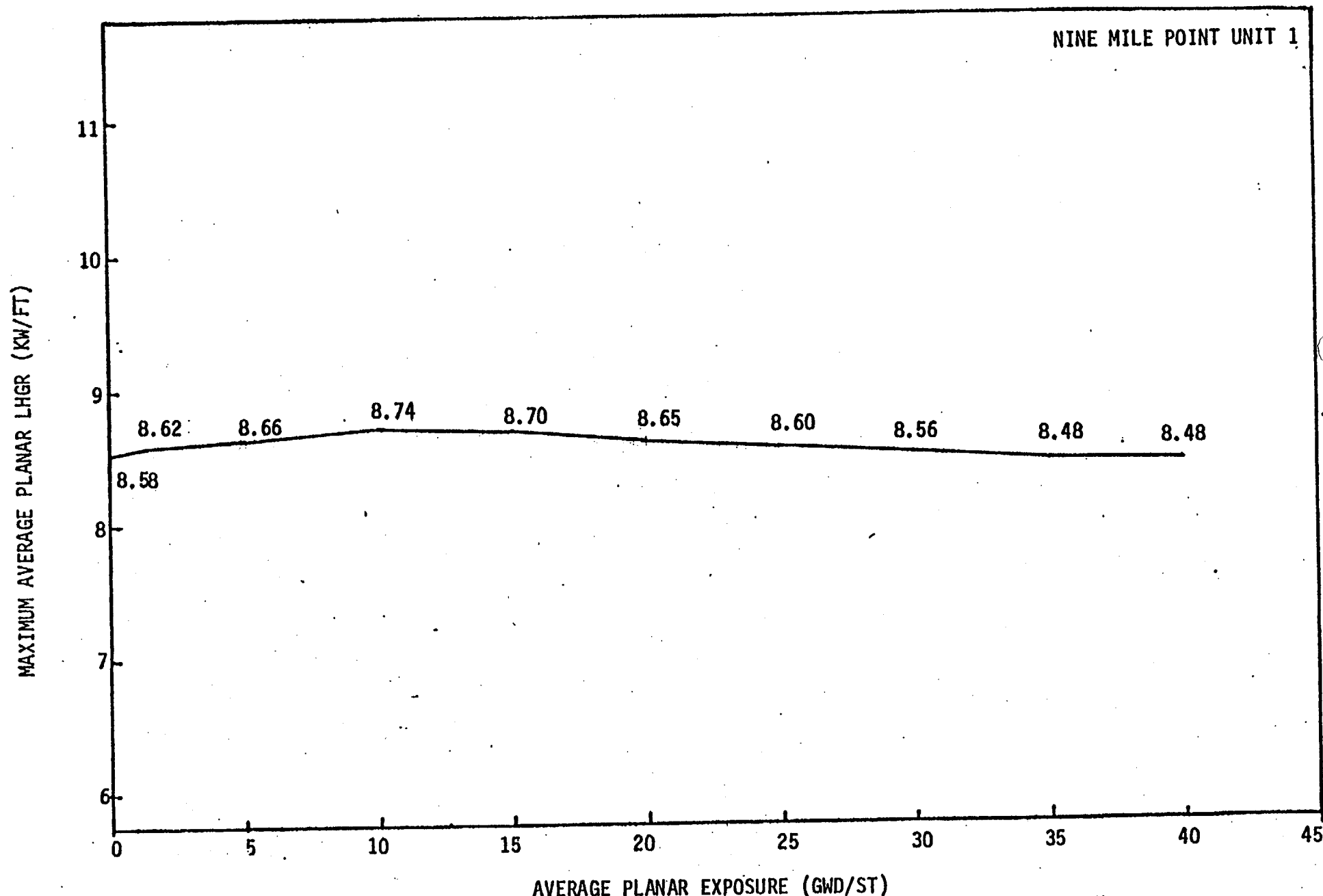


Figure 3.1.7b Maximum Allowable Average Planar LHGR Applicable to 8DB274L and 8DB274H Fuel as described in Reference 8.

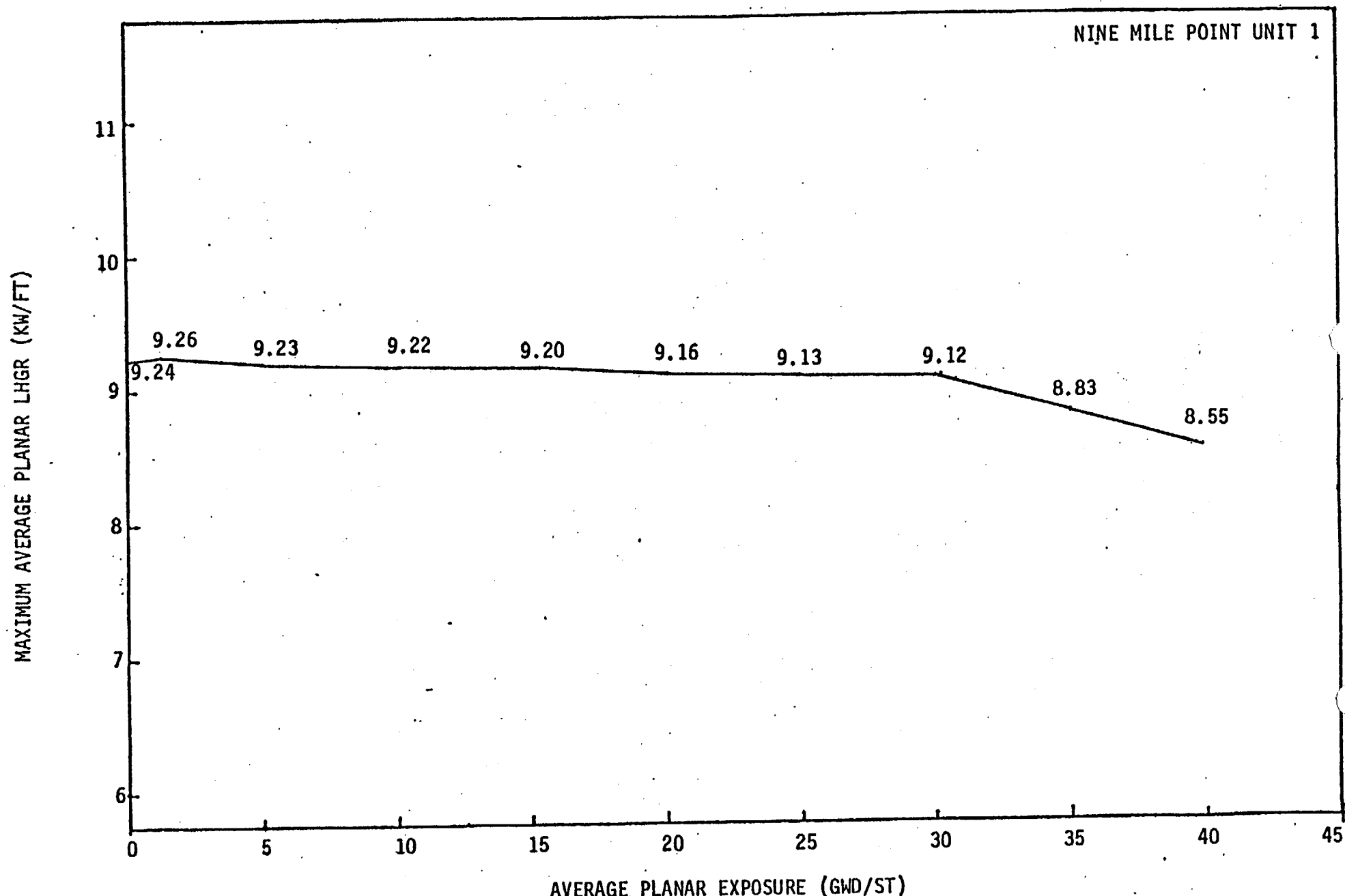


Figure 3.1.7c Maximum Allowable Average Planar LHGR Applicable to 8DNB277
Fuel as described in Reference 8.

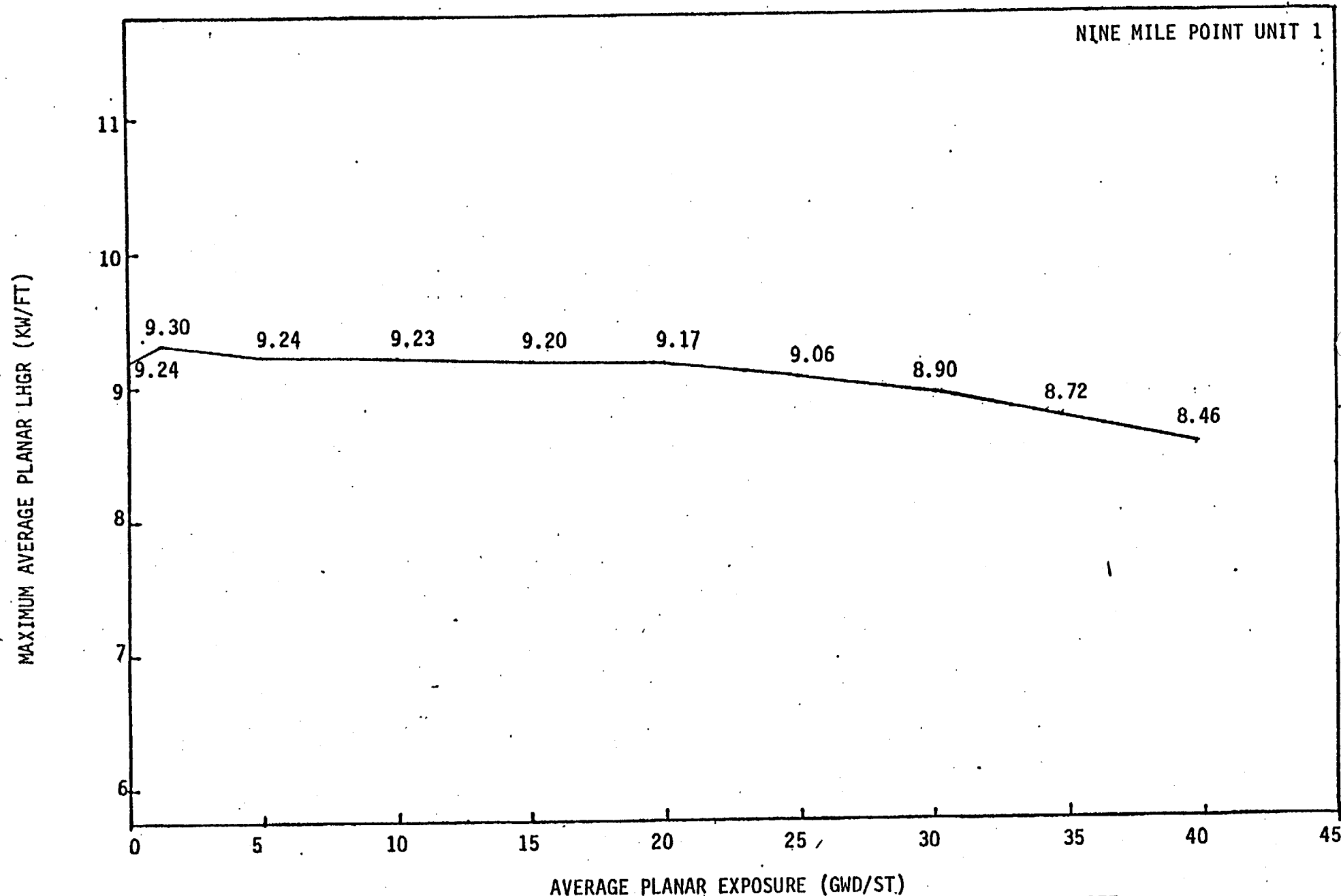


Figure 3.1.7d Maximum Allowable Average Planar LHGR Applicable to P8DNB277 and Future Reload Fuel as described in Reference 8.

BASES FOR 3.1.7 AND 4.1.7 FUEL RODS

Average Planar Linear Heat Generation Rate (APLHGR)

This specification assures that the peak cladding temperature and the peak local cladding oxidation following the postulated design basis loss-of-coolant accident will not exceed the limits specified in 10CFR50, Appendix K.

The peak cladding temperature following a postulated loss-of-coolant accident is primarily a function of the average heat generation rate of all the rods of a fuel assembly at any axial location and is only dependent secondarily on the rod-to-rod power distribution within an assembly. Since expected local variations in power distribution within a fuel assembly affect the calculated peak clad temperature by less than + 20 F relative to the peak temperature for a typical fuel design, the limit on the average linear heat generation rate is sufficient to assure that calculated temperatures are within the 10CFR50, Appendix K limit. The limiting value for APLHGR is shown in Figure 3.1.7. These curves are based on calculations using the models described in References 1, 2, 3, 5, 6 and 13.

The Reference 13 LOCA analysis is sensitive to minimum critical power ratio (MCPR). In that analysis MCPR values of 1.30 for 5 loop operation and 1.36 for 4 and 3 loop operation, were assumed. If future transient analyses should yield a MCPR limit below either of these values the Reference 13 LOCA analysis MCPR value would become limiting. The current MCPR limit is 1.38.

Linear Heat Generation Rate (LHGR)

This specification assures that the linear heat generation rate in any rod is less than the design linear heat generation even if fuel pellet densification is postulated (Reference 12). The LHGR shall be checked daily during reactor operation at $\geq 25\%$ power to determine if fuel burnup or control rod movement has caused changes in power distribution.

Minimum Critical Power Ratio (MCPR)

At core thermal power levels less than or equal to 25%, the reactor will be operating at a minimum recirculation pump speed and the moderator void content will be very small. For all designated control rod patterns which may be employed at this point, operating plant experience and thermal-hydraulic analysis indicated that the resulting MCPR value is in excess of requirements by a considerable margin. With this low void content, any inadvertent core flow increase would only place operation in a more conservative mode relative to MCPR. During initial startup testing

Partial Loop Operation

The requirements of Specification 3.1.7e for partial loop operation in which the idle loop is isolated precludes the inadvertent startup of a recirculation pump with a cold leg. However, if these conditions cannot be met, power level is restricted to 90.5 percent power based on current transient analysis (Reference 9). For three loop operation power level is restricted to 90 percent power based on the Reference 13 LOCA analysis.

The results of the ECCS calculation are affected by one or more recirculation loops being unisolated and out of service. This is due to the fact that credit is taken for extended nucleate boiling caused by flow coastdown in the unbroken loops. The reduced core flow coastdown following the break results in higher peak clad temperature due to an earlier boiling transition time. The results of the ECCS calculations are also affected by one or more recirculation loops being isolated and out of service. The mass of water in the isolated loops unavailable during blowdown results in a earlier uncover time for the hot node. This results in an increase in the peak clad temperature.

To assure peak clad temperatures remain below 2200°F, analysis has shown that the limiting average planar linear heat generation rate for each fuel type shall be reduced 2 percent and 4 percent for 4 and 3 loop operation respectively (Reference 13).

Partial loop operation and its effect on lower plenum flow distribution is summarized in Reference 11. Since the lower plenum hydraulic design in a non-jet pump reactor is virtually identical to a jet pump reactor, application of these results is justified. Additionally, non-jet pump plants contain a cylindrical baffle plate which surrounds the guide tubes and distributes the impinging water jet and forces flow in a circumferential direction around the outside of the baffle.

Recirculation Loops

Requiring the suction and discharge for at least two (2) recirculation loops to be full open assures that an adequate flow path exists from the annular region between the pressure vessel wall and the core shroud, to the core region. This provides for communication between those areas thus assuring that reactor water level instrument readings are indicative of the water level in the core region.

When the reactor vessel is flooded to the level of the main steam line nozzle, communication between the core region and annulus exists above the core to ensure that indicative water level monitoring in the core region exists. When the steam separators and dryer are removed, safety limit 2.1.1d and e requires water level to be higher than 9 feet below minimum normal water level (Elevation 302'9"). This level is above the core shroud elevation which would ensure communication between the core region and annulus thus ensuring indicative water level monitoring in the core region. Therefore, maintaining a recirculation loop in the full open position in these two instances are not necessary to ensure indicative water level monitoring.

REFERENCES FOR BASES 3.1.7 AND 4.1.7 FUEL RODS

- (1) "Fuel Densification Effects on General Electric Boiling Water Reactor Fuel", Supplements 6, 7 and 8, NEDM-10735, August 1973.
- (2) Supplement 1 to Technical Report on Densifications of General Electric Reactor Fuels, December 14, 1974 (USAEC Regulatory Staff).
- (3) Communication: V.A. Moore to I.S. Mitchell, "Modified GE Model for Fuel Densification", Docket 50-321, March 27, 1974.
- (4) "General Electric Boiling Water Reactor Generic Reload Application for 8 x 8 Fuel", NEDO-20360, Supplement 1 to Revision 1, December 1974.
- (5) "General Electric Company Analytical Model for Loss of Coolant Analysis in Accordance with 10CFR50 Appendix K", NEDO-20566.
- (6) General Electric Refill Reflood Calculation (Supplement to SAFE Code Description) transmitted to the USAEC by letter, G.L. Gyorey to Victor Stello Jr., dated December 20, 1974.
- (7) "Nine Mile Point Nuclear Power Station Unit 1, Load Line Limit Analysis", NEDO-24012.
- (8) Licensing Topical Report General Electric Boiling Water Reactor Generic Reload Fuel Application, NEDE-24011-P-A, August, 1978.
- (9) Final Safety Analysis Report, Nine Mile Point Nuclear Station, Niagara Mohawk Power Corporation, June 1967.
- (10) NRC Safety Evaluation, Amendment No. 24 to DPR-63 contained in a letter from George Lear, NRC, to D.P. Dise dated May 15, 1978.
- (11) "Core Flow Distribution in a General Electric Boiling Water Reactor as Measured in Quad Cities Unit 1", NEDO-10722A.
- (12) Nine Mile Point Nuclear Power Station Unit 1, Extended Load Line Limit Analysis, License Amendment Submittal (Cycle 6), NEDO-24185, April 1979.
- (13) Loss of Coolant Accident Analysis Report for Nine Mile Point Unit One Nuclear Power Station, NEDO-24348, August 1981.



UNITED STATES
NUCLEAR REGULATORY COMMISSION
WASHINGTON, D. C. 20555

SAFETY EVALUATION BY THE OFFICE OF NUCLEAR REACTOR REGULATION
SUPPORTING AMENDMENT NO.47 TO FACILITY OPERATING LICENSE NO. DPR-63

NIAGARA MOHAWK POWER CORPORATION

NINE MILE POINT NUCLEAR STATION, UNIT NO. 1

DOCKET NO. 50-220

1.0 Introduction

In References 1 and 2, General Electric Company requested that credit for calculated peak cladding temperature margin as well as credit for recently approved, but unapplied, ECCS evaluation model changes be used to offset any operating penalties due to high burnup fission gas release. This proposal was found acceptable (Ref. 3) provided the generic analysis was found to be applicable to each plant citing the GE position. In Attachment B of Reference 4 Niagara Mohawk Power Corporation stated that the generic analysis is applicable to Nine Mile Point Unit 1. On this basis we find the proposed Technical Specification changes (MAPLHGR limits) given in Attachment A of Reference 4 acceptable.

2.0 Environmental Considerations

We have determined that this amendment does not authorize a change in effluent types or total amounts nor an increase in power level and will not result in any significant environmental impact. Having made this determination, we have further concluded that this amendment involves an action which is insignificant from the standpoint of environmental impact, and pursuant to 10 CFR §51.5(d)(4), that an environmental impact statement or negative declaration and environmental impact appraisal need not be prepared in connection with the issuance of this amendment.

3.0 Conclusion

We have concluded based on the considerations discussed above that:
(1) because the amendment does not involve a significant increase in the probability or consequences of accidents previously considered and does not involve a significant decrease in a safety margin, the amendment does not involve a significant hazards consideration, (2) there is reasonable assurance that the health and safety of the public will not be endangered by operation in the proposed manner, and (3) such activities will be conducted in compliance with the Commission's regulations and the issuance of this amendment will not be inimical to the common defense and security or to the health and safety of the public.

Dated: December 24, 1981

References

1. R. E. Engel (GE) letter to T. A. Ippolito (NRC) dated May 6, 1981
2. R. E. Engel (GE) letter to T. A. Ippolito (NRC) dated May 28, 1981
3. L. S. Rubenstein (NRC) memorandum for T. M. Novak (NRC) on "Extension of General Electric Emergency Core Cooling Systems Performance Limits" dated June 25, 1981
4. H. H. Voigt (Niagara Mohawk) letter to H. R. Denton (NRC) dated October 26, 1981

UNITED STATES NUCLEAR REGULATORY COMMISSIONDOCKET NO. 50-220NIAGARA MOHAWK POWER CORPORATIONNOTICE OF ISSUANCE OF AMENDMENT TO FACILITY
OPERATING LICENSE

The U.S. Nuclear Regulatory Commission (the Commission) has issued Amendment No. 47 to Facility Operating License No. DPR-63 to Niagara Mohawk Power Corporation (the licensee) which revised the Technical Specifications for operation of the Nine Mile Point Nuclear Station, Unit No. 1 (the facility) located in Oswego County, New York. The amendment is effective as of its date of issuance.

The amendment revises the Technical Specifications to modify the Maximum Average Planar Linear Heat Generation Rate.

The application for the amendment complies with the standards and requirements of the Atomic Energy Act of 1954, as amended (the Act), and the Commission's rules and regulations. The Commission has made appropriate findings as required by the Act and the Commission's rules and regulations in 10 CFR Chapter I which are set forth in the license amendment. Prior public notice of this amendment was not required since the amendment does not involve a significant hazards consideration.


The Commission has determined that the issuance of this amendment will not result in any significant environmental impact and that pursuant to 10 CFR §51.5(d)(4) an environmental impact statement or negative declaration and environmental impact appraisal need not be prepared in connection with issuance of this amendment.

For further details with respect to this action, see (1) the application for amendment dated October 26, 1981, (2) Amendment No. 47 to License No. DPR-63, and (3) the Commission's related Safety Evaluation. All of these

items are available for public inspection at the Commission's Public Document Room, 1717 H Street, N.W., Washington, D.C. and at the Oswego County Office Building, 46 E. Bridge Street, Oswego, New York 13126. A copy of items (2) and (3) may be obtained upon request addressed to the U.S. Nuclear Regulatory Commission, Washington, D.C. 20555, Attention: Director, Division of Licensing.

Dated at Bethesda, Maryland, this 24th day of December 1981.

FOR THE NUCLEAR REGULATORY COMMISSION


Thomas A. Ippolito, Chief
Operating Reactors Branch #2
Division of Licensing