

217-563

MHI-5075 Rev. 5		
ASME SECTION XI REPAIR/REPLACEMENT PROGRAM		
D. C. Cook Unit 1	Section XI Repair/Replacement Plan	Page 1 of 2

1. JOB ORDER # C51584 DATE: 11/23/99
2. COMPONENT OR SUPPORT: Containment Spray Piping (Class B-14)
3. ISI CODE CLASS: 2 MATERIAL CLASS: 2
4. REASON/FLAW: Temporarily remove piping to accommodate SGR replacement
5. MATERIAL FLAW DISCOVERY: N/A
6. CAUSE OF FAILURE: N/A
7. WORK DESCRIPTION: Portions of the Containment Spray Piping shall be temporarily removed to avoid interfering with steam generator replacement lifting activities. The piping shall be reinstalled in accordance with a later edition of the original Construction Code.
8. FLAW REMOVAL METHOD: Piping shall be mechanically cut
9. CAVITY MEASUREMENT METHOD: N/A
10. DIMENSIONAL REFERENCE POINTS: N/A
11. MATERIALS:
 - PIPE: SA-312 TP 304
 - ELBOW: SA-403 WP 304, SA-182 Gr. F304
 - FLANGE: N/A
 - BOLTS: N/A
 - NUT: N/A
 - FILLER MATERIALS: E-308L and ER-308L
12. SECTION XI: 1989 Edition, No Addenda
 DCC SPEC NO: N/A
 EXISTING DESIGN CODE/YEAR: ANSI-B31.1-1967 supplemented by DCCPM 103 QCN
 EXISTING INSTALLATION CODE/YEAR: ANSI-B31.1-1967 supplemented by DCCPM 103 QCN
 NEW DESIGN CODE/YEAR: ANSI-B31.1-1967 supplemented by DCCPM 103 QCN
 NEW INSTALLATION CODE/YEAR: ANSI B31.1-1983 (welds), ASME III 1989 (NDE) and the additional requirements of QHI-5051
 CODE CASES TO BE USED: None
 WELD PROCEDURE NO: See attached Welding and NDE Matrix and sketch

218-563

MHI-5075 Rev. 5		JO # C51584
ASME SECTION XI REPAIR/REPLACEMENT PROGRAM		
D. C. Cook Unit 1	Section XI Repair/Replacement Plan	Page 2 of 2

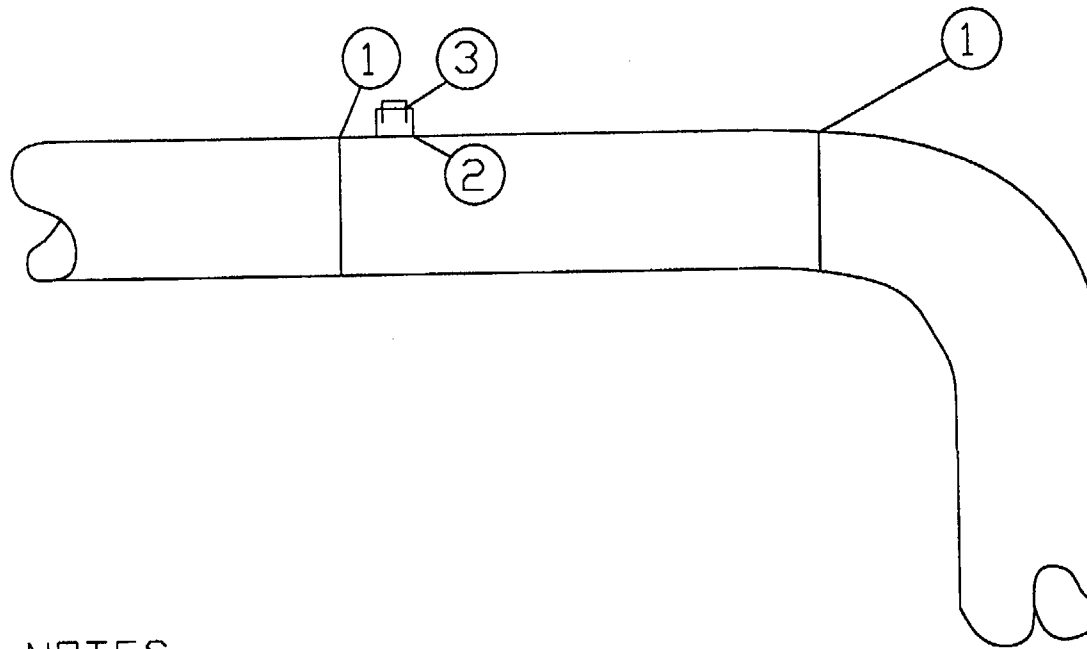
13. SPECIAL REQUIREMENTS: N/A14. MAINTENANCE PLANNER: Ra Goueli 11/23/99

15. SUITABILITY EVALUATION

PLANT ENGINEERING/PROGRAMS APPROVAL: ☒ YES ☐ NOJ.O. GALLIE Still 11/25/9916. PRESERVICE NDE REQUIRED: ☐ YES ☒ NOPLANT ENGINEERING/PROGRAMS APPROVAL ☒ YES ☐ NOKRWORTHINGTON KRWORTHINGTON 11/29/9917. WELDING NDE REQUIREMENTS: See attached Matrix and SPM Welding and NDE proceduresPA-PV APPROVAL: ☒ YES ☐ NO R.T. Griffiths, PE R.T. Griffiths, PE 11/21/9918. NON-WELDED REPAIR/REPLACEMENT NDE REQUIREMENTS N/APLANT ENGINEERING APPROVAL: ☐ YES ☐ NO19. LEAKAGE TEST REQUIREMENTS: As specified by Section XI, this is open ended piping for which a demonstration of an open flow path test will be performed in lieu of a system pressure test.PA-PV APPROVAL: ☒ YES ☐ NO R.T. Griffiths, PE R.T. Griffiths, PE 11/29/99

20. REMARKS

21. PLANT ENGINEERING CONCURRENCE: ☒ YES ☐ NO KRWORTHINGTON 11/29/9922. ANI CONCURRENCE: ☒ YES ☐ NO MT 11/29/9923. NIS-2 ☒ YES ☐ NO:



NOTES:

1. WELD NUMBERS CORRESPOND TO THE NUMBERS ON THE ATTACHED MATRIX.
2. WELD NO. 1 IS TYPICAL OF THE PIPING REINSTALLATION WELDS FOR TEMPORARILY REMOVED SECTIONS OF CTS PIPING.
3. WELD NOS. 2 AND 3 ARE TYPICAL OF THE BRANCH CONNECTIONS INSTALLED AS NEEDED TO PROVIDE ACCESS FOR PURGE DAMS AND WELDING PURGE GAS.

ASME SECTION XI REPAIR/REPLACEMENT
PLAN FOR JO # C51584

219-563

Weld Item No.	J Description Component	Code	Material		Nominal Pipe Size Inches	Wa Thick. Sch or Inches	Preheat °F (Min)	Field Welding Specification Procedure	Nondestructive Examination (NDE)		PWHT °F		ASME NDE		Notes
			P-No	Type					Type	%	Temp. Range	Time	UT/ RT	PT/ MT	


MISCELLANEOUS PIPING (INTERFERENCE REMOVAL AND REROUTE)

1	CTS Piping -Pipe to Pipe -Pipe to Fittings	ANSI B31.1- 1983	8	SA-312 TP 304 to itself or SA-403 WP 304	6 or 8	Sch. 10s or 40s	50	P8-AT-Ag-1 P8-T-Ag-1	PT RT	100 100	NA	NA	NA	NA	
2	CTS Piping Branch Connections	ANSI B31.1- 1983	8	SA-312 TP 304 to SA- 182 Gr. F304	2	3000#	50	P8-T-1	PT	100	NA	NA	NA	NA	
3	CTS Piping Branch Connection Pipe Plugs (Tack Welds)	ANSI B31.1- 1983	8	SA-182 Gr. F304 to itself	2	3000#	50	P8-T-1	VT	100	NA	NA	NA	NA	

This matrix is to be used in conjunction with the Repair/Replacement Plan document to which it is attached. It identifies the system or component to which each line item applies, provides the installation code and date of the item being installed/repared, describes the material specification and ASME Section IX P-Number of the materials involved, the diameter and thickness of the materials to be welded, as applicable, the welding procedure to be used, the preheat and post weld heat treatment to be performed, the installation NDE to be performed in accordance with the installation code and applicable Owner's requirements and the Section XI required preservice/in-service NDE to be performed by the Owner. Where more than one temperature is listed in the welding preheat column, it is intended that the higher temperatures be applied to the heavier thickness welds in accordance with the installation code and Owner's requirements. The actual procedures for the activities described in the Matrix are contained in the D. C. Cook Unit 1 Steam Generator Replacement Project Special Processes Manual (SPM).

Materials described above are either ASME material (SA-XXX) or, where allowed, ASTM material (AXXX) which have been reconciled to the construction code date indicated in the Owner's Specification. When required, reconciliation documents are prepared and filed separately from this Repair/Replacement Plan.

220 - 563

	DONALD C. COOK NUCLEAR PLANT UNIT 1 STEAM GENERATOR REPLACEMENT PROJECT		
	REPAIR/REPLACEMENT PLAN MATRIX FOR JOB 23733		
	MATRIX OF CODES, MATERIALS, PREHEAT, WELDING PROCEDURES, PWHT AND NDE FOR JOB ORDER C 51584		Sheet 1 of 1

221-563

MHI-5075 Rev. 5		
ASME SECTION XI REPAIR/REPLACEMENT PROGRAM		
D. C. Cook Unit 1	Section XI Repair/Replacement Plan	Page 1 of 2

1. JOB ORDER # C53315/C52694 DATE: 11/23/99
2. COMPONENT OR SUPPORT: Steam Generator 1-OME-3-1; Nat. Bd. #68-31
3. ISI CODE CLASS: 1 & 2 (See cont. pages) MATERIAL CLASS: 1 & 2 (See cont. pages)
4. REASON/FLAW: Replacement of Steam Generator tube bundle as a result of tube degradation
5. MATERIAL FLAW DISCOVERY: Routine eddy current examinations
6. CAUSE OF FAILURE: Due to degradation of the SG tubes, steam generator replacement has been deemed necessary. This replacement will repair the SG and allow the unit to operate at its design capacity. Tube degradation was due to primary water stress corrosion cracking and secondary side outside diameter stress corrosion cracking.
7. WORK DESCRIPTION: See continuation pages
8. FLAW REMOVAL METHOD: Steam Generator Lower Assembly to be thermally cut from the steam dome. All piping connections mechanically cut. SG flaw removal will be done by complete replacement of the existing alloy 600MA tube bundle with a more corrosion resistant tube bundle manufactured from alloy 690TT.
9. CAVITY MEASUREMENT METHOD: N/A
10. DIMENSIONAL REFERENCE POINTS: N/A
11. MATERIALS:
 - PIPE: See attached matrix
 - ELBOW: See attached matrix
 - FLANGE: See attached matrix
 - BOLTS: S/G Foot Bolts-A574 Gr. 4340
Secondary Manway Bolts-SA-193 Gr. B7
 - NUT: N/A
 - FILLER MATERIALS: See SPM WPSs and WM procedures
12. SECTION XI: 1989 Edition, No Addenda
 DCC SPEC NO: N/A
 EXISTING DESIGN CODE/YEAR: All piping-B31.1-1967 as supplemented by DCCPM-103 QCN, Steam Generator-ASME III, 1965 Edition with W66 Addenda.
 EXISTING INSTALLATION CODE/YEAR: All piping-B31.1-1967 as supplemented by DCCPM-103 QCN, Steam Generator-ASME III, 1965 Edition with W66 Addenda.
 NEW DESIGN CODE/YEAR: See attached matrix
 NEW INSTALLATION CODE/YEAR: In accordance with attached matrix and QHI-5051
 CODE CASES TO BE USED: 2142-1 & 2143-1 for welding material, N-416-1
 WELD PROCEDURE NO: See attached Welding and NDE Matrix and sketch

222-563

MHI-5075 Rev. 5		JO # C53315/C52694
ASME SECTION XI REPAIR/REPLACEMENT PROGRAM		
D. C. Cook Unit 1	Section XI Repair/Replacement Plan	Page 2 of 2

13. SPECIAL REQUIREMENTS: N/A
14. MAINTENANCE PLANNER: Ra Yoneli 11/23/99
15. SUITABILITY EVALUATION
PLANT ENGINEERING/PROGRAMS APPROVAL: ☒ YES ☐ NO
J.O. CALLA 11/29/99
16. PRESERVICE NDE REQUIRED: ☒ YES ☐ NO See attached matrix
PLANT ENGINEERING/PROGRAMS APPROVAL ☒ YES ☐ NO
KRUORTHINGTON 11/29/99
17. WELDING NDE REQUIREMENTS: See attached matrix and welding and NDE procedures
PA-PV APPROVAL: ☒ YES ☐ NO R.T. Griffith Sr. PE. 11/29/99
18. NON-WELDED REPAIR/REPLACEMENT NDE REQUIREMENTS N/A

PLANT ENGINEERING APPROVAL: ☐ YES ☐ NO
19. LEAKAGE TEST REQUIREMENTS: Final leak test in accordance with Code Case N416-1

PA-PV APPROVAL: ☒ YES ☐ NO R.T. Griffith Sr. PE. 11/29/99
20. REMARKS:
21. PLANT ENGINEERING CONCURRENCE: ☒ YES ☐ NO KRUORTHINGTON 11/29/99
22. ANI CONCURRENCE: ☒ YES ☐ NO M. Montenegro 11/29/99
23. NIS-2 ☒ YES ☐ NO:

**CONTINUATION SHEETS TO REPAIR/REPLACEMENT PLAN FOR JOB ORDER C53315/C52694
on Steam Generator 1-OME-3-1**

Block 3. (Continued from sheet 1 of 2)

3. ISI CODE CLASS/MATERIAL CLASS

Class 1 & 2 is specified to identify the applicable code class for both the steam generator (SG) and the associated piping. Class 1 applies to the entire SG vessel, vessel attachments, RCS piping, the feedwater nozzle transition ring, and the feedwater elbow/reducer. Class 2 applies to the balance of the Section XI work including: main steam piping, the feedwater reducer to pipe weld, blowdown piping, and feedwater header welding inside the SG.

Block 7. (Continued from sheet 1 of 2)

7. WORK DESCRIPTION

The following is a summarization of the Repair/Replacement activities to be performed on steam generator 1-OME-3-1, otherwise numbered National Board #68-31:

- a) removal of the old steam generators (OSGs), installation of the replacement steam generators (RSGs),
- b) severing and reconnecting the secondary system piping from the SG nozzles,
- c) removal and reinstallation of the upper and lower lateral supports to the steam generators,
- d) severing and reconnecting of reactor coolant loop piping,
- e) removal and reinstallation of sections of the main steam and feedwater system piping,
- f) removal and reinstallation of main steam pipe whip restraints,
- g) modification of the steam generator feedwater nozzles,
- h) replacement of feedwater elbows,
- i) performing the vessel girth cutting and welding,
- j) steam dome refurbishment,
- k) installation of shield covers and plugs for all nozzles and openings in the old steam generator lower assemblies (OSGLAs),
- l) vessel preparatory work for the replacement steam generator lower assemblies (RSGGLAs)

The four old steam generators ("old steam generators" refers to the original steam generators) are to be replaced as a direct result of tube degradation. Because of the scope and complexity of the Section XI Repair/Replacement activities that are to be performed, these activities have been broken down into separate work scopes as described in detail in the following Design Change Packages (DCPs):

01-DCP-300, Steam Generator Replacement

This package provides the necessary design change information to document replacement of the old steam generator lower assemblies with replacement lower assemblies and refurbishment of the steam domes, including all required NSSS analyses or evaluations.

01-DCP-305, Steam Generator Vessel and Large Bore Secondary Piping

The scope of work includes the removal of the old steam generators (OSGs), installation of the replacement steam generators (RSGs), severing secondary system piping from the SG nozzles, removal and reinstallation of sections of the main steam and feedwater system piping, removal and reinstallation of main steam pipe whip restraints, and modification of the steam generator feedwater nozzles and replacement of feedwater elbows. Work includes performing the vessel girth cutting and welding, steam dome refurbishment, and removal and reinstallation of thermocouples and accelerometers. This package also includes the work associated with installation of shield covers and plugs for all nozzles and openings in the old steam generator lower assemblies (OSGLAs) and vessel preparatory work for the replacement steam generator lower assemblies (RSGGLAs), excluding RCS and small bore nozzle preparatory work.

224-563

**CONTINUATION SHEETS TO REPAIR/REPLACEMENT PLAN FOR JOB ORDER C53315/C52694
on Steam Generator 1-OME-3-1**

01-DCP-306, Steam Generator Supports, Reactor Coolant System Supports, and RCS Piping

This package addresses SG supports (dead weight, upper lateral and lower lateral supports, SG snubbers, temporary support of the SGs for rigging), RCS piping templating, cutting, machining, welding and temporary supports; RCS pipe end decontamination; RCS cold and hot gap measurement program, and cut lines for severing RCS piping from the OSG at the OSG nozzle.

01-DCP-307, Small Bore Secondary Piping

This package addresses removal and reinstallation of the steam generator instrumentation piping, tubing, and supports; Blowdown system piping and supports; any associated instrument or root valve changes; and other attached small bore secondary piping/tubing and supports. Reference to this package is only for the purpose of describing Blowdown activities, since instrumentation is 1 inch and smaller, and exempt from the requirement to be addressed on a Repair/Replacement plan.

Old Steam Generator Cutting/Removing

The existing steam generator (1-OME-3-1) will be removed in two pieces. The steam dome will be removed after performing a girth cut of the vessel. The steam domes will be refurbished and reinstalled on the RSGLAs.

SG Vessel Girth Cutting

The girth cut will be made in the transition cone region and will be accomplished by flame cutting. Two cuts will be made approximately 2½" apart to allow access to cut the internal wrapper plate. Sufficient material (tabs) will be left in four areas around the circumference to support the steam dome. The wrapper plate will be cut from outside the SG after supporting the primary moisture separator inside the SG. After the steam dome is rigged to the Temporary Lifting Device, the final girth cut to sever the tabs can be completed and the dome will be removed with the moisture separator equipment inside it.

Steam Dome Refurbishment and Reinstallation

The existing steam dome internals (moisture separators, feedwater header, etc.) will be removed and disposed of per plant procedures. Removal of the existing internals will prepare the steam dome for installation of new internals.

The existing steam dome shell (pressure boundary) will be re-used with new internals as follows:

Main Steam Flow Restrictor

A flow restrictor will be installed in the main steam nozzle of each SG as part of the steam dome refurbishment.

Moisture Separator Equipment

New moisture separator equipment will be installed in the steam dome and welded to the existing attachment points at the top of the steam dome. The welds to install the moisture separator modules will not attach directly to the vessel pressure boundary. Installation of the moisture separator modules has been evaluated and determined not to impact the pressure boundary integrity.

Feedwater Nozzle

The FW nozzle profile will be machined to accept a new transition ring which will serve as a nozzle safe end. A new thermal sleeve will also be installed inside the FW nozzle, connecting the ID of the transition ring to the internal feedwater header/gooseneck assembly.

**CONTINUATION SHEETS TO REPAIR/REPLACEMENT PLAN FOR JOB ORDER C53315/C52694
on Steam Generator 1-OME-3-1**

Feedwater Header and Gooseneck

A new feedwater header with J-tubes and a feedwater gooseneck will be installed inside the steam dome and welded to the thermal sleeve of the feedwater nozzle transition ring. Existing feedwater header support attachments inside the steam dome will be cut back and abandoned in place. This work will not impact the pressure boundary integrity.

Vessel Preparation

The steam dome shell will be trimmed to its final length and the girth weld edge will be prepared for a full penetration butt weld.

Secondary Manways

The seating surfaces of both the manway covers and the manway openings for the two 16" steam drum manways will be remachined, if required, to recondition the gasket sealing areas.

Girth Welding, PWHT, and NDE

The initial SG girth cut to remove the steam dome will be accomplished by flame cutting. The final weld prep of the steam dome girth weld will be performed by machining. The requirements of IWA-4321 will therefore be satisfied.

After the RSGLA is in place and RCS welding is partially completed, the steam dome will be reinstalled and girth welding of the vessel shell will be performed. Final NDE will consist of 100% radiography and 100% MT or PT. PWHT will be performed in accordance with the Special Processes Manual (SPM). Girth welding, including PWHT and final NDE, shall be completed prior to refueling. The heat generated from welding and PWHT activities will be removed by a combination of existing plant ventilation and temporary coolers installed in containment.

ASME Code Rating Plate

The ASME code rating plate for the RSGLA is mounted on a bracket on the SG channel head. The bracket will be modified to avoid interference with the installation of replacement thermal insulation. The mounting plate portion of the bracket will be enlarged to accommodate both the code rating plate for the RSGLA and the code rating plate from the OSG.

Secondary Manways

Following completion of internal assembly, secondary manway covers shall be reinstalled using new manway bolts.

Primary Manways

Should a primary manway bolt be inadvertently damaged, replacement bolting material shall be ultrasonically examined to meet preservice NDE requirements.

Primary Piping Severing and Reconnection

Reactor Coolant Loop Piping

The RCS piping will be severed from the existing generators for the steam generators to be removed. At this time, it will also be necessary to temporarily support the hot leg and crossover leg piping to prevent the piping system from becoming over-stressed, and also to facilitate fit-up to the new generator nozzles. The cuts for the elbows are planned in two alternatives described as the two-cut method (severing the SG at the primary nozzle to piping welds) and the three-cut method (replacement of a crossover leg elbow). The three-cut method will be used only in the event that proper RCS fit-up cannot be attained for any or all of the steam generators. The

**CONTINUATION SHEETS TO REPAIR/REPLACEMENT PLAN FOR JOB ORDER C53315/C52694
on Steam Generator 1-OME-3-1**

objective is to ensure proper fit-up for welding of reactor coolant loop, and to ensure the weld joint geometry meets preservice inspection requirements. This task includes templating, pipe cutting, machining, and rewelding to the RSG. The pipe machining is based on templating data from the existing reactor coolant loop piping and replacement steam generator templating in conjunction with CAD modeling.

Secondary Piping Removal and Reinstallation

Main Steam

Prior to cutting the main steam pipe, temporary piping supports shall be installed. Main steam piping will be cut and reinstalled at the SG nozzle and at the piping-to-elbow weld at the inlet to the second elbow. Prior to performing reinstallation welds for the main steam piping, SG girth welding shall be partially completed such that thermal movement due to welding is minimized. The main steam piping will be reinstalled per the existing design configuration.

The main steam whip restraint attached to the enclosure roof will be cut, removed, and reinstalled.

Feedwater

Prior to cutting the feedwater pipe, temporary piping supports shall be installed. Feedwater piping will be cut and reinstalled at the SG nozzle and at the reducer-to-piping weld on the bottom of the reducer. The cut at the FW nozzle will sever both the pipe and the existing elbow liner. The elbow and reducer will be replaced with an unlined Chrome-Molybdenum (SA234 WP22) elbow and reducer, which provide increased resistance to flow accelerated corrosion when compared to carbon steel pipe material. Prior to performing reinstallation welds for the feedwater piping, SG girth welding shall be partially completed such that thermal movement due to welding is minimized.

Steam Generator Blowdown

The steam generator blowdown piping is a socket welded, small diameter, plain carbon steel system. The piping will be disconnected from the OSGs, modified, and reinstalled when the RSGs are in place. The total work scope includes the effort to sever the blowdown piping attached to the OSGs, install the blowdown piping, including the rerouted piping and connect to the RSGs.

The blowdown nozzles on the RSG are on the same azimuth but lowered to 3 1/8 inches below the existing OSG locations. The shell drain nozzles are eliminated on the RSG. The affected sections of the existing blowdown piping are modified to accommodate these changes on the RSG. In addition a 2x2x2 inch straight tee to a piping spool piece will be added to each loop. The spool piece consists of a short piping run to a globe valve followed by another short piping run to a flange/blind flange combination.

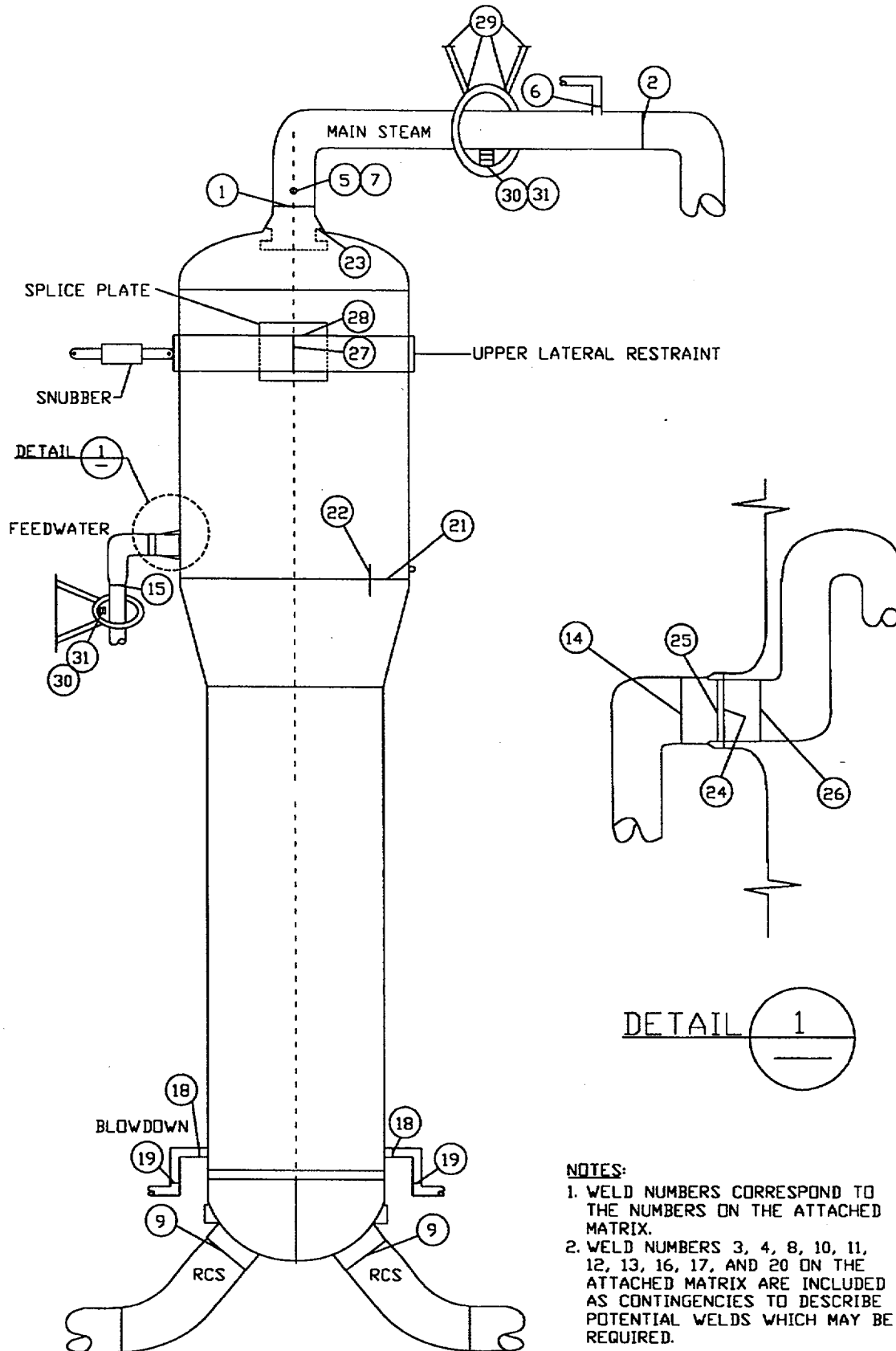
Materials

All replacement piping materials are of the same ASME or ASTM material specifications and grade as the materials they replace except for the feedwater elbows and reducers. These items, which were originally plain carbon steel (A/SA-105 and A/SA-106 Gr. B; P1 materials), are being replaced with materials of alloy steel (SA-234 WP22; P5 material). The alloy piping materials are more resistant to degradation due to flow assisted corrosion.

Installation Pressure Testing

In lieu of performing a system hydrostatic test, all systems and components affected by this Repair/Replacement activity shall be pressure tested after installation in accordance with Code Case N-416-1. The procedures specified for the construction code NDE have been reviewed and found to be in compliance with the methods and acceptance criteria of the applicable Subsection of ASME Section III, 1992 Edition, no addenda, as required by Code Case N-416-1. Prior to, or immediately upon return to service, a visual examination (VT-2) shall be performed in conjunction with the system leakage test (at the nominal operating pressure and temperature) in accordance with IWA-5000 of ASME Section XI, 1992 Edition, no addenda.

227-563



NOTES:

1. WELD NUMBERS CORRESPOND TO THE NUMBERS ON THE ATTACHED MATRIX.
2. WELD NUMBERS 3, 4, 8, 10, 11, 12, 13, 16, 17, AND 20 ON THE ATTACHED MATRIX ARE INCLUDED AS CONTINGENCIES TO DESCRIBE POTENTIAL WELDS WHICH MAY BE REQUIRED.


ASME SECTION XI REPAIR/REPLACEMENT PLAN FOR JO # C53315/C52694

Weld Item No.	Component Description	Inst. Code Date	Material		Nominal Pipe Size Inches	Thick. Sch or Inches	Preheat °F (Min)	Field Welding Specification Procedure	Nondestructive Examination (NDE)		PWHT °F		ASME XI NDE	
			P-No	Type					Type	%	Temp. Range	Time	UT/ RT	PT/ MT

MAIN STEAM SYSTEM (MS)														
1	MS Nozzle to MS Fitting	ASME III NC-1989, no Addenda	3 to 1	SA-508 CL 2 to SA-234 WPB/WPC	32 OD	1.125 Wall	175	P3(G3),P1(G2)-AT- Lh (CVN +40)	MT RT	100 100	1100- 1150	1-1/4 hr.	UT	MT
2	MS Fitting to MS Pipe	ANSI B31.1- 1983	1	SA-234 WPB/WPC to SA-106 Gr C	32 OD	1.125 Wall	50 or 175	P1-AT-Lh	MT RT	100 100	1125- 1200	1-1/4 hr.	UT	MT
3	MS Pipe to MS Pipe	ANSI B31.1- 1983	1	SA-106 Gr C to itself	32 OD	1.125 Wall	50 or 175	P1-AT-Lh	MT RT	100 100	1125- 1200	1-1/4 hr.	UT	MT
4	MS Pipe to MS Pipe	ANSI B31.1- 1983	1	SA-106 Gr C to itself	30 OD	1.0 Wall	50 or 175	P1-AT-Lh	MT RT	100 100	1125- 1200	1 hr.	UT	MT
5	MS Fittings / Pipe- Branch Connections	ANSI B31.1- 1983	1	SA-234 WPB/WPC or SA-106 Gr C to SA-105	2 & <	6000#	50	P1-AT-Lh or P1-T	MT	100	NA	NA	NA	NA
6	Vents & Sample Taps Pipe to Fitting (Socket Welds)	ANSI B31.1- 1983	1	SA -105 to SA -106 Gr B	2 & <	All	50	P1-A-Lh or P1-T	PT	100	NA	NA	NA	NA
7	Gamma Port Plugs	ANSI B31.1- 1983	1	SA-105	2 & <	3000#	50 or 200	P1-A-Lh or P1-T	PT	100	NA	NA	NA	NA
8	Attachment Welds	ANSI B31.1- 1983	1	All	All	All	50 or 200	P1-A-Lh	MT	100	NA	NA	NA	MT

This matrix is to be used in conjunction with the Repair/Replacement Plan document to which it is attached. It identifies the system or component to which each line item applies, provides the installation code and date of the item being installed/repared, describes the material specification and ASME Section IX P-Number of the materials involved, the diameter and thickness of the materials to be welded, as applicable, the welding procedure to be used, the preheat and post weld heat treatment to be performed, the installation NDE to be performed in accordance with the installation code and applicable Owner's requirements and the Section XI required preservice/in-service NDE to be performed by the Owner. Where more than one temperature is listed in the welding preheat column, it is intended that the higher temperatures be applied to the heavier thickness welds in accordance with the installation code and Owner's requirements. The actual procedures for the activities described in the Matrix are contained in the D. C. Cook Unit 1 Steam Generator Replacement Project Special Processes Manual (SPM).

Materials described above are either ASME material (SA-XXX) or, where allowed, ASTM material (AXXX) which have been reconciled to the construction code date indicated in the Owner's Specification. When required, reconciliation documents are prepared and filed separately from this Repair/Replacement Plan.


	DONALD C. COOK NUCLEAR PLANT UNIT 1 STEAM GENERATOR REPLACEMENT PROJECT												
	REPAIR/REPLACEMENT PLAN MATRIX FOR JOB 23733												
	MATRIX OF CODES, MATERIALS, PREHEAT, WELDING PROCEDURES, PWHT AND NDE FOR JOB ORDER C 53315/C2694												Sheet 1 of 4

228-563

Weld Item No.	Int Description Component	Inst. Code Date	Material		Nominal Pipe Size Inches	Thick. Sch or Inches	Preheat °F (Min)	Field Welding Specification Procedure	Nondestructive Examination (NDE)		PWHT °F		ASME XI NDE	
											Temp. Range	Time	UT/ RT	PT/ MT
			P-No	Type					Type	%				

SG BLOWDOWN SYSTEM (BD)														
18	SG Blowdown Nozzle to Pipe Socket Weld	ASME III NC-1989, no Addenda	1	SA-508 CL 3a with A No. 2 buildup to SA-106 Gr. B	2	SW	50	P1-AT-Lh or P1-T	MT	100	NA	NA	NA	NA
19	Fitting to Pipe Socket Welds	ANSI B31.1- 1983	1	SA-105 to SA-106 Gr. B	2	SW	50	P1-A-Lh or P1-T	MT	100	NA	NA	NA	NA
20	Attachment Welds	ANSI B31.1- 1983	1	All	All	All	50 or 200	P1-A-Lh or P1-T	MT	100	NA	NA	NA	NA
STEAM GENERATOR VESSEL & INTERNALS														
21	Replacement Steam Generator Girth Weld	ASME III NB-1989, no Addenda	3	SA-508 CL 3a to SA-533 Gr. A CL 1	NA	4.0 Nom.	175	P3(G3)-A-Lh (CVN +60)	RT MT	100 100	1100- 1150	2.5 hrs	UT	MT
22	Steam Generator Temp. Fitup Attachments	ASME III NB-1989, no Addenda	1 to 3	SA-516 Gr. 70 to SA-533 Gr. A CL 1 or SA-508 CL 3a	NA	≤ 1/2	175	P3(G3), P1(G2)-A- Lh (CVN+40)	VT	100	Note 1	Note 1	NA	NA
23	Main Steam Flow Restrictor Lugs to Main Steam Nozzle ID	ASME III NB-1989, no Addenda	1 to 3	SA-516 Gr. 70 to SA-508 CL 2	NA	1.125 Nom.	175	P3(G3), P1(G2)-A- Lh (CVN+40)	MT	100	1100- 1150	1-1/4 hr.	NA	NA
24	FW Nozzle to FW Transition Ring	ASME III NB-1989, no Addenda	3 to 43	SA-508 CL 2 to SB-166 UNS N06690	18.75	1.188	175	P43,P3(G3)-AT-Ag (CVN +40)	RT PT	100 100	1100- 1150	1-1/4 hr	UT	PT
25	FW Transition Ring to Thermal Sleeve Spool Piece	ANSI B31.1-1983	43	SB-166 UNS N06690 to itself	14	0.75	50	P43-T-o (690)	PT RT	100 100	NA	NA	NA	NA
26	FW Thermal Sleeve to FW Header (Gooseneck)	ANSI B31.1-1983	43	SB-166 UNS N06690 to itself	14	0.75	50	P43-T-o (690)	PT	100	NA	NA	NA	NA

Note 1: After removal of the attachments, a PWHT of the attachment removal areas will be performed at the same time and temperature as for the PWHT of the steam generator girth weld.

	DONALD C. COOK NUCLEAR PLANT UNIT 1 STEAM GENERATOR REPLACEMENT PROJECT											
	REPAIR/REPLACEMENT PLAN MATRIX FOR JOB 23733											
	MATRIX OF CODES, MATERIALS, PREHEAT, WELDING PROCEDURES, PWHT AND NDE FOR JOB ORDER C 53315/C2694											
												Sheet 3 of 4

230-563

232 - 563

MHI-5075 Rev. 5		
ASME SECTION XI REPAIR/REPLACEMENT PROGRAM		
D. C. Cook Unit 1	Section XI Repair/Replacement Plan	Page 1 of 2

1. JOB ORDER # C53316/C52695 DATE: 11/23/99
2. COMPONENT OR SUPPORT: Steam Generator 1-OME-3-2; Nat. Bd. #68-32
3. ISI CODE CLASS: 1 & 2 (See cont. pages) MATERIAL CLASS: 1 & 2 (See cont. pages)
4. REASON/FLAW: Replacement of Steam Generator tube bundle as a result of tube degradation
5. MATERIAL FLAW DISCOVERY: Routine eddy current examinations
6. CAUSE OF FAILURE: Due to degradation of the SG tubes, steam generator replacement has been deemed necessary. This replacement will repair the SG and allow the unit to operate at its design capacity. Tube degradation was due to primary water stress corrosion cracking and secondary side outside diameter stress corrosion cracking.
7. WORK DESCRIPTION: See continuation pages
8. FLAW REMOVAL METHOD: Steam Generator Lower Assembly to be thermally cut from the steam dome. All piping connections mechanically cut. SG flaw removal will be done by complete replacement of the existing alloy 600MA tube bundle with a more corrosion resistant tube bundle manufactured from alloy 690TT.
9. CAVITY MEASUREMENT METHOD: N/A
10. DIMENSIONAL REFERENCE POINTS: N/A
11. MATERIALS:
 - PIPE: See attached matrix
 - ELBOW: See attached matrix
 - FLANGE: See attached matrix
 - BOLTS: S/G Foot Bolts-A574 Gr. 4340
Secondary Manway Bolts-SA-193 Gr. B7
 - NUT: N/A
 - FILLER MATERIALS: See SPM WPSs and WM procedures
12. SECTION XI: 1989 Edition, No Addenda
 DCC SPEC NO: N/A
 EXISTING DESIGN CODE/YEAR: All piping-B31.1-1967 as supplemented by DCCPM-103 QCN, Steam Generator-ASME III, 1965 Edition with W66 Addenda.
 EXISTING INSTALLATION CODE/YEAR: All piping-B31.1-1967 as supplemented by DCCPM-103 QCN, Steam Generator-ASME III, 1965 Edition with W66 Addenda.
 NEW DESIGN CODE/YEAR: See attached matrix
 NEW INSTALLATION CODE/YEAR: In accordance with attached matrix and QHI 5051
 CODE CASES TO BE USED: 2142-1 & 2143-1 for welding material, N-416-1
 WELD PROCEDURE NO: See attached Welding and NDE Matrix and sketch

MHI-5075 Rev. 5		JO # C53316/52695
ASME SECTION XI REPAIR/REPLACEMENT PROGRAM		
D. C. Cook Unit 1	Section XI Repair/Replacement Plan	Page 2 of 2

13. SPECIAL REQUIREMENTS: N/A
14. MAINTENANCE PLANNER: Ra Yoneli 11/23/99
15. SUITABILITY EVALUATION
PLANT ENGINEERING/PROGRAMS APPROVAL: ☒ YES ☐ NO
J.O. CALLE 11/29/99
16. PRESERVICE NDE REQUIRED: ☒ YES ☐ NO See attached matrix
PLANT ENGINEERING/PROGRAMS APPROVAL ☒ YES ☐ NO
KRWORTHINGTON 11/29/99
17. WELDING NDE REQUIREMENTS: See attached matrix and welding and NDE procedures
PA-PV APPROVAL: ☒ YES ☐ NO R.T. Griffin, Sr. PE 11/29/99
18. NON-WELDED REPAIR/REPLACEMENT NDE REQUIREMENTS N/A

PLANT ENGINEERING APPROVAL: ☐ YES ☐ NO
19. LEAKAGE TEST REQUIREMENTS: Final leak test in accordance with Code Case N416-1

PA-PV APPROVAL: ☒ YES ☐ NO R.T. Griffin, Sr. PE 11/29/99
20. REMARKS
21. PLANT ENGINEERING CONCURRENCE: ☐ YES ☐ NO 11/29/99
22. ANI CONCURRENCE: ☒ YES ☐ NO 11/29/99
23. NIS-2 ☒ YES ☐ NO:

**CONTINUATION SHEETS TO REPAIR/REPLACEMENT PLAN FOR JOB ORDER C53316/C52695
on Steam Generator 1-OME-3-2**

Block 3. (Continued from sheet 1 of 2)

3. ISI CODE CLASS/MATERIAL CLASS

Class 1 & 2 is specified to identify the applicable code class for both the steam generator (SG) and the associated piping. Class 1 applies to the entire SG vessel, vessel attachments, RCS piping, the feedwater nozzle transition ring, and the feedwater elbow/reducer. Class 2 applies to the balance of the Section XI work including: main steam piping, the feedwater reducer to pipe weld, blowdown piping, and feedwater header welding inside the SG.

Block 7. (Continued from sheet 1 of 2)

7. WORK DESCRIPTION

The following is a summarization of the Repair/Replacement activities to be performed on steam generator 1-OME-3-2, otherwise numbered National Board #68-32:

- a) removal of the old steam generators (OSGs), installation of the replacement steam generators (RSGs),
- b) severing and reconnecting the secondary system piping from the SG nozzles,
- c) removal and reinstallation of the upper and lower lateral supports to the steam generators,
- d) severing and reconnecting of reactor coolant loop piping,
- e) removal and reinstallation of sections of the main steam and feedwater system piping,
- f) removal and reinstallation of main steam pipe whip restraints,
- g) modification of the steam generator feedwater nozzles,
- h) replacement of feedwater elbows,
- i) performing the vessel girth cutting and welding,
- j) steam dome refurbishment,
- k) installation of shield covers and plugs for all nozzles and openings in the old steam generator lower assemblies (OSGLAs),
- l) vessel preparatory work for the replacement steam generator lower assemblies (RSGGLAs)

The four old steam generators ("old steam generators" refers to the original steam generators) are to be replaced as a direct result of tube degradation. Because of the scope and complexity of the Section XI Repair/Replacement activities that are to be performed, these activities have been broken down into separate work scopes as described in detail in the following Design Change Packages (DCPs):

01-DCP-300, Steam Generator Replacement

This package provides the necessary design change information to document replacement of the old steam generator lower assemblies with replacement lower assemblies and refurbishment of the steam domes, including all required NSSS analyses or evaluations.

01-DCP-305, Steam Generator Vessel and Large Bore Secondary Piping

The scope of work includes the removal of the old steam generators (OSGs), installation of the replacement steam generators (RSGs), severing secondary system piping from the SG nozzles, removal and reinstallation of sections of the main steam and feedwater system piping, removal and reinstallation of main steam pipe whip restraints, and modification of the steam generator feedwater nozzles and replacement of feedwater elbows. Work includes performing the vessel girth cutting and welding, steam dome refurbishment, and removal and reinstallation of thermocouples and accelerometers. This package also includes the work associated with installation of shield covers and plugs for all nozzles and openings in the old steam generator lower assemblies (OSGLAs) and vessel preparatory work for the replacement steam generator lower assemblies (RSGGLAs), excluding RCS and small bore nozzle preparatory work.

**CONTINUATION SHEETS TO REPAIR/REPLACEMENT PLAN FOR JOB ORDER C53316/C52695
on Steam Generator 1-OME-3-2**

01-DCP-306, Steam Generator Supports, Reactor Coolant System Supports, and RCS Piping

This package addresses SG supports (dead weight, upper lateral and lower lateral supports, SG snubbers, temporary support of the SGs for rigging), RCS piping templating, cutting, machining, welding and temporary supports; RCS pipe end decontamination; RCS cold and hot gap measurement program, and cut lines for severing RCS piping from the OSG at the OSG nozzle.

01-DCP-307, Small Bore Secondary Piping

This package addresses removal and reinstallation of the steam generator instrumentation piping, tubing, and supports; Blowdown system piping and supports; any associated instrument or root valve changes; and other attached small bore secondary piping/tubing and supports. Reference to this package is only for the purpose of describing Blowdown activities, since instrumentation is 1 inch and smaller, and exempt from the requirement to be addressed on a Repair/Replacement plan.

Old Steam Generator Cutting/Removing

The existing steam generator (1-OME-3-2) will be removed in two pieces. The steam dome will be removed after performing a girth cut of the vessel. The steam domes will be refurbished and reinstalled on the RSGLAs.

SG Vessel Girth Cutting

The girth cut will be made in the transition cone region and will be accomplished by flame cutting. Two cuts will be made approximately 2½" apart to allow access to cut the internal wrapper plate. Sufficient material (tabs) will be left in four areas around the circumference to support the steam dome. The wrapper plate will be cut from outside the SG after supporting the primary moisture separator inside the SG. After the steam dome is rigged to the Temporary Lifting Device, the final girth cut to sever the tabs can be completed and the dome will be removed with the moisture separator equipment inside it.

Steam Dome Refurbishment and Reinstallation

The existing steam dome internals (moisture separators, feedwater header, etc.) will be removed and disposed of per plant procedures. Removal of the existing internals will prepare the steam dome for installation of new internals.

The existing steam dome shell (pressure boundary) will be re-used with new internals as follows:

Main Steam Flow Restrictor

A flow restrictor will be installed in the main steam nozzle of each SG as part of the steam dome refurbishment.

Moisture Separator Equipment

New moisture separator equipment will be installed in the steam dome and welded to the existing attachment points at the top of the steam dome. The welds to install the moisture separator modules will not attach directly to the vessel pressure boundary. Installation of the moisture separator modules has been evaluated and determined not to impact the pressure boundary integrity.

Feedwater Nozzle

The FW nozzle profile will be machined to accept a new transition ring which will serve as a nozzle safe end. A new thermal sleeve will also be installed inside the FW nozzle, connecting the ID of the transition ring to the internal feedwater header/gooseneck assembly.

**CONTINUATION SHEETS TO REPAIR/REPLACEMENT PLAN FOR JOB ORDER C53316/C52695
on Steam Generator 1-OME-3-2**

Feedwater Header and Gooseneck

A new feedwater header with J-tubes and a feedwater gooseneck will be installed inside the steam dome and welded to the thermal sleeve of the feedwater nozzle transition ring. Existing feedwater header support attachments inside the steam dome will be cut back and abandoned in place. This work will not impact the pressure boundary integrity.

Vessel Preparation

The steam dome shell will be trimmed to its final length and the girth weld edge will be prepared for a full penetration butt weld.

Secondary Manways

The seating surfaces of both the manway covers and the manway openings for the two 16" steam drum manways will be remachined, if required, to recondition the gasket sealing areas.

Girth Welding, PWHT, and NDE

The initial SG girth cut to remove the steam dome will be accomplished by flame cutting. The final weld prep of the steam dome girth weld will be performed by machining. The requirements of IWA-4321 will therefore be satisfied.

After the RSGLA is in place and RCS welding is partially completed, the steam dome will be reinstalled and girth welding of the vessel shell will be performed. Final NDE will consist of 100% radiography and 100% MT or PT. PWHT will be performed in accordance with the Special Processes Manual (SPM). Girth welding, including PWHT and final NDE, shall be completed prior to refueling. The heat generated from welding and PWHT activities will be removed by a combination of existing plant ventilation and temporary coolers installed in containment.

ASME Code Rating Plate

The ASME code rating plate for the RSGLA is mounted on a bracket on the SG channel head. The bracket will be modified to avoid interference with the installation of replacement thermal insulation. The mounting plate portion of the bracket will be enlarged to accommodate both the code rating plate for the RSGLA and the code rating plate from the OSG.

Secondary Manways

Following completion of internal assembly, secondary manway covers shall be reinstalled using new manway bolts.

Primary Manways

Should a primary manway bolt be inadvertently damaged, replacement bolting material shall be ultrasonically examined to meet preservice NDE requirements.

Primary Piping Severing and Reconnection

Reactor Coolant Loop Piping

The RCS piping will be severed from the existing generators for the steam generators to be removed. At this time, it will also be necessary to temporarily support the hot leg and crossover leg piping to prevent the piping system from becoming over-stressed, and also to facilitate fit-up to the new generator nozzles. The cuts for the elbows are planned in two alternatives described as the two-cut method (severing the SG at the primary nozzle to piping welds) and the three-cut method (replacement of a crossover leg elbow). The three-cut method will be used only in the event that proper RCS fit-up cannot be attained for any or all of the steam generators. The

**CONTINUATION SHEETS TO REPAIR/REPLACEMENT PLAN FOR JOB ORDER C53316/C52695
on Steam Generator 1-OME-3-2**

objective is to ensure proper fit-up for welding of reactor coolant loop, and to ensure the weld joint geometry meets preservice inspection requirements. This task includes templating, pipe cutting, machining, and rewelding to the RSG. The pipe machining is based on templating data from the existing reactor coolant loop piping and replacement steam generator templating in conjunction with CAD modeling.

Secondary Piping Removal and Reinstallation

Main Steam

Prior to cutting the main steam pipe, temporary piping supports shall be installed. Main steam piping will be cut and reinstalled at the SG nozzle and at the piping-to-elbow weld at the inlet to the second elbow. Prior to performing reinstallation welds for the main steam piping, SG girth welding shall be partially completed such that thermal movement due to welding is minimized. The main steam piping will be reinstalled per the existing design configuration.

The main steam whip restraint attached to the enclosure roof will be cut, removed, and reinstalled.

Feedwater

Prior to cutting the feedwater pipe, temporary piping supports shall be installed. Feedwater piping will be cut and reinstalled at the SG nozzle and at the reducer-to-piping weld on the bottom of the reducer. The cut at the FW nozzle will sever both the pipe and the existing elbow liner. The elbow and reducer will be replaced with an unlined Chrome-Molybdenum (SA234 WP22) elbow and reducer, which provide increased resistance to flow accelerated corrosion when compared to carbon steel pipe material. Prior to performing reinstallation welds for the feedwater piping, SG girth welding shall be partially completed such that thermal movement due to welding is minimized.

Steam Generator Blowdown

The steam generator blowdown piping is a socket welded, small diameter, plain carbon steel system. The piping will be disconnected from the OSGs, modified, and reinstalled when the RSGs are in place. The total work scope includes the effort to sever the blowdown piping attached to the OSGs, install the blowdown piping, including the rerouted piping and connect to the RSGs.

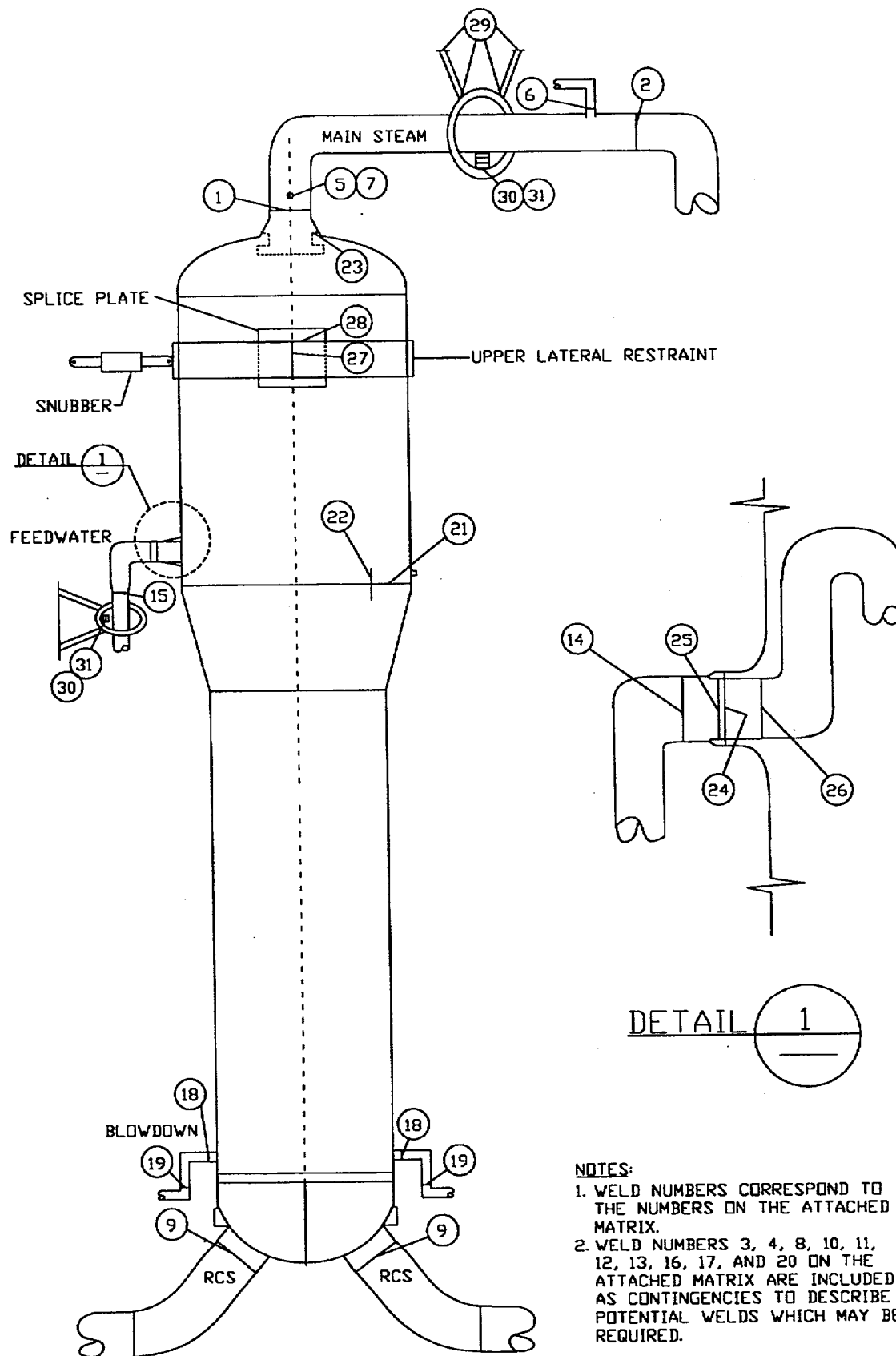
The blowdown nozzles on the RSG are on the same azimuth but lowered to 3 1/8 inches below the existing OSG locations. The shell drain nozzles are eliminated on the RSG. The affected sections of the existing blowdown piping are modified to accommodate these changes on the RSG. In addition a 2x2x2 inch straight tee to a piping spool piece will be added to each loop. The spool piece consists of a short piping run to a globe valve followed by another short piping run to a flange/blind flange combination.

Materials

All replacement piping materials are of the same ASME or ASTM material specifications and grade as the materials they replace except for the feedwater elbows and reducers. These items, which were originally plain carbon steel (A/SA-105 and A/SA-106 Gr. B; P1 materials), are being replaced with materials of alloy steel (SA-234 WP22; P5 material). The alloy piping materials are more resistant to degradation due to flow assisted corrosion.

Installation Pressure Testing

In lieu of performing a system hydrostatic test, all systems and components affected by this Repair/Replacement activity shall be pressure tested after installation in accordance with Code Case N-416-1. The procedures specified for the construction code NDE have been reviewed and found to be in compliance with the methods and acceptance criteria of the applicable Subsection of ASME Section III, 1992 Edition, no addenda, as required by Code Case N-416-1. Prior to, or immediately upon return to service, a visual examination (VT-2) shall be performed in conjunction with the system leakage test (at the nominal operating pressure and temperature) in accordance with IWA-5000 of ASME Section XI, 1992 Edition, no addenda.




ASME SECTION XI REPAIR/REPLACEMENT PLAN FOR JO # C53316/C52695

Weld Item No.	Int Description Component	Inst. Code Date	Material		Nominal Pipe Size Inches	Thick. Sch or Inches	Preheat °F (Min)	Field Welding Specification Procedure	Nondestructive Examination (NDE)		PWHT °F		SE XI NDE	
											Temp. Range	Time	UT/ RT	PT/ MT
			P-No	Type					Type	%				

MAIN STEAM SYSTEM (MS)														
1	MS Nozzle to MS Fitting	ASME III NC-1989, no Addenda	3 to 1	SA-508 CL 2 to SA-234 WPB/WPC	32 OD	1.125 Wall	175	P3(G3),P1(G2)-AT- Lh (CVN +40)	MT RT	100 100	1100- 1150	1-1/4 hr.	UT	MT
2	MS Fitting to MS Pipe	ANSI B31.1- 1983	1	SA-234 WPB/WPC to SA-106 Gr C	32 OD	1.125 Wall	50 or 175	P1-AT-Lh	MT RT	100 100	1125- 1200	1-1/4 hr.	UT	MT
3	MS Pipe to MS Pipe	ANSI B31.1- 1983	1	SA-106 Gr C to itself	32 OD	1.125 Wall	50 or 175	P1-AT-Lh	MT RT	100 100	1125- 1200	1-1/4 hr.	UT	MT
4	MS Pipe to MS Pipe	ANSI B31.1- 1983	1	SA-106 Gr C to itself	30 OD	1.0 Wall	50 or 175	P1-AT-Lh	MT RT	100 100	1125- 1200	1 hr.	UT	MT
5	MS Fittings / Pipe- Branch Connections	ANSI B31.1- 1983	1	SA-234 WPB/WPC or SA-106 Gr C to SA-105	2 & <	6000#	50	P1-AT-Lh or P1-T	MT	100	NA	NA	NA	NA
6	Vents & Sample Taps Pipe to Fitting (Socket Welds)	ANSI B31.1- 1983	1	SA -105 to SA -106 Gr B	2 & <	All	50	P1-A-Lh or P1-T	PT	100	NA	NA	NA	NA
7	Gamma Port Plugs	ANSI B31.1- 1983	1	SA-105	2 & <	3000#	50 or 200	P1-A-Lh or P1-T	PT	100	NA	NA	NA	NA
8	Attachment Welds	ANSI B31.1- 1983	1	All	All	All	50 or 200	P1-A-Lh	MT	100	NA	NA	NA	MT

This matrix is to be used in conjunction with the Repair/Replacement Plan document to which it is attached. It identifies the system or component to which each line item applies, provides the installation code and date of the item being installed/repared, describes the material specification and ASME Section IX P-Number of the materials involved, the diameter and thickness of the materials to be welded, as applicable, the welding procedure to be used, the preheat and post weld heat treatment to be performed, the installation NDE to be performed in accordance with the installation code and applicable Owner's requirements and the Section XI required preservice/in-service NDE to be performed by the Owner. Where more than one temperature is listed in the welding preheat column, it is intended that the higher temperatures be applied to the heavier thickness welds in accordance with the installation code and Owner's requirements. The actual procedures for the activities described in the Matrix are contained in the D. C. Cook Unit 1 Steam Generator Replacement Project Special Processes Manual (SPM).


Materials described above are either ASME material (SA-XXX) or, where allowed, ASTM material (A-XXX) which have been reconciled to the construction code date indicated in the Owner's Specification. When required, reconciliation documents are prepared and filed separately from this Repair/Replacement Plan.

	DONALD C. COOK NUCLEAR PLANT UNIT 1 STEAM GENERATOR REPLACEMENT PROJECT												
	REPAIR/REPLACEMENT PLAN MATRIX FOR JOB 23733												
	MATRIX OF CODES, MATERIALS, PREHEAT, WELDING PROCEDURES, PWHT AND NDE FOR JOB ORDER C 53316/C2695												Sheet 1 of 4

239 - 563

Weld Item No.	Int Description Component	Inst. Code Date	Material		Nominal Pipe Size Inches	Thick. Sch or Inches	Preheat °F (Min)	Field Welding Specification Procedure	Nondestructive Examination (NDE)		PWHT °F		ASME XI NDE	
			P-No	Type					Type	%	Temp. Range	Time	UT/ RT	PT/ MT

REACTOR COOLANT SYSTEM (RCS)														
9	RC Nozzle Safe End to Elbow Hot / Crossover Leg	ASME III NB-1989, no Addenda	8	SA-336 F316N/LN to SA-351 CF8M	31 ID	2.88	50	P8-T (RA) P8-T-Ag-1	PT RT	100 100	NA	NA	UT	PT
10	RC Elbow to Pipe Hot Leg	ASME III NB-1989, no Addenda	8	SA-351 CF8M to itself	29 ID	2.7	50	P8-T (RA) P8-T-Ag-1	PT RT	100 100	NA	NA	UT	PT
11	RC Elbow to Pipe Crossover Leg	ASME III NB-1989, no Addenda	8	SA-351 CF8M to itself	31 ID	2.88	50	P8-T (RA) P8-T-Ag-1	PT RT	100 100	NA	NA	UT	PT
12	Attachment Welds	ASME III NB-1989, no Addenda	8	All	All	All	50	P8-T-1	PT	100	NA	NA	NA	PT
13	RC Nozzle Weld Repairs	ASME III NB-1989, no Addenda	43 to 8	F43 Weldmetal to SA-336 F316N/LN	31 ID	All	50	P43,P8-A	PT RT	100 100	NA	NA	UT	PT
MAIN FEEDWATER SYSTEM (FW)														
14	S/G FW Nozzle Transition Ring to Elbow	ASME III NB-1989, no Addenda	43	SB-166 NO6690 to SA-234 WP22 (Buttered with UNS W86152)	16	0.844	50	P43-AT-Ag (52/152)	PT RT	100 100	NA	NA	UT	PT
15	FW Reducer To FW Pipe	ANSI B31.1- 1983	1	SA-234 WP22 (Buttered with E7018) to SA-106 Gr B	14	0.75	50	P1-AT-Lh	MT RT	100 100	NA	NA	UT	MT
16	Feedwater Pipe to Pipe	ANSI B31.1- 1983	1	SA-106 Gr. B To Itself	14	0.75	50	P1-AT-Lh	MT RT	100 100	NA	NA	UT	MT
17	Attachment Welds	ANSI B31.1- 1983	1	All	All	< 1	50	P1-A-Lh	MT	100	NA	NA	NA	MT

	DONALD C. COOK NUCLEAR PLANT UNIT 1 STEAM GENERATOR REPLACEMENT PROJECT												
	REPAIR/REPLACEMENT PLAN MATRIX FOR JOB 23733												
	MATRIX OF CODES, MATERIALS, PREHEAT, WELDING PROCEDURES, PWHT AND NDE FOR JOB ORDER C 53316/C2695												Sheet 2 of 4

240-563

243-563

MHI-5075 Rev. 5		
ASME SECTION XI REPAIR/REPLACEMENT PROGRAM		
D. C. Cook Unit 1	Section XI Repair/Replacement Plan	Page 1 of 2

1. JOB ORDER # C53317/C52696 DATE: 11/23/99
2. COMPONENT OR SUPPORT: Steam Generator 1-OME-3-3; Nat. Bd. #68-33
3. ISI CODE CLASS: 1 & 2 (See cont. pages) MATERIAL CLASS: 1 & 2 (See cont. pages)
4. REASON/FLAW: Replacement of Steam Generator tube bundle as a result of tube degradation
5. MATERIAL FLAW DISCOVERY: Routine eddy current examinations
6. CAUSE OF FAILURE: Due to degradation of the SG tubes, steam generator replacement has been deemed necessary. This replacement will repair the SG and allow the unit to operate at its design capacity. Tube degradation was due to primary water stress corrosion cracking and secondary side outside diameter stress corrosion cracking.
7. WORK DESCRIPTION: See continuation pages
8. FLAW REMOVAL METHOD: Steam Generator Lower Assembly to be thermally cut from the steam dome. All piping connections mechanically cut. SG flaw removal will be done by complete replacement of the existing alloy 600MA tube bundle with a more corrosion resistant tube bundle manufactured from alloy 690TT.
9. CAVITY MEASUREMENT METHOD: N/A
10. DIMENSIONAL REFERENCE POINTS: N/A
11. MATERIALS:
 - PIPE: See attached matrix
 - ELBOW: See attached matrix
 - FLANGE: See attached matrix
 - BOLTS: S/G Foot Bolts-A574 Gr. 4340
Secondary Manway Bolts-SA-193 Gr. B7
 - NUT: N/A
 - FILLER MATERIALS: See SPM WPSs and WM procedures
12. SECTION XI: 1989 Edition, No Addenda
 DCC SPEC NO: N/A
 EXISTING DESIGN CODE/YEAR: All piping-B31.1-1967 as supplemented by DCCPM-103 QCN, Steam Generator-ASME III, 1965 Edition with W66 Addenda.
 EXISTING INSTALLATION CODE/YEAR: All piping-B31.1-1967 as supplemented by DCCPM-103 QCN, Steam Generator-ASME III, 1965 Edition with W66 Addenda.
 NEW DESIGN CODE/YEAR: See attached matrix
 NEW INSTALLATION CODE/YEAR: In accordance with attached matrix and QHI 5051
 CODE CASES TO BE USED: 2142-1 & 2143-1 for welding material, N-416-1
 WELD PROCEDURE NO: See attached Welding and NDE Matrix and sketch

244-563

MHI-5075 Rev. 5		JO # C53317/C52696
ASME SECTION XI REPAIR/REPLACEMENT PROGRAM		
D. C. Cook Unit 1	Section XI Repair/Replacement Plan	Page 2 of 2

13. SPECIAL REQUIREMENTS: N/A
14. MAINTENANCE PLANNER: Ra Youen 11/23/99
15. SUITABILITY EVALUATION
PLANT ENGINEERING/PROGRAMS APPROVAL: ☒ YES ☐ NO
JO. CALLE 11/29/99
16. PRESERVICE NDE REQUIRED: ☒ YES ☐ NO See attached matrix
PLANT ENGINEERING/PROGRAMS APPROVAL ☒ YES ☐ NO
KRUBORTHINGTON 11/29/99
17. WELDING NDE REQUIREMENTS: See attached matrix and welding and NDE procedures
PA-PV APPROVAL: ☒ YES ☐ NO R.T. Griffith Sr PE 11/24/99
18. NON-WELDED REPAIR/REPLACEMENT NDE REQUIREMENTS N/A

PLANT ENGINEERING APPROVAL: ☐ YES ☐ NO
19. LEAKAGE TEST REQUIREMENTS: Final leak test in accordance with Code Case N416-1

PA-PV APPROVAL: ☒ YES ☐ NO R.T. Griffith Sr PE 11/24/99
20. REMARKS:
21. PLANT ENGINEERING CONCURRENCE: ☒ YES ☐ NO 11/29/99
22. ANI CONCURRENCE: ☒ YES ☐ NO 11/29/99
23. NIS-2 ☒ YES ☐ NO:

**CONTINUATION SHEETS TO REPAIR/REPLACEMENT PLAN FOR JOB ORDER C53317/C52696
on Steam Generator 1-OME-3-3**

Block 3. (Continued from sheet 1 of 2)

3. ISI CODE CLASS/MATERIAL CLASS

Class 1 & 2 is specified to identify the applicable code class for both the steam generator (SG) and the associated piping. Class 1 applies to the entire SG vessel, vessel attachments, RCS piping, the feedwater nozzle transition ring, and the feedwater elbow/reducer. Class 2 applies to the balance of the Section XI work including: main steam piping, the feedwater reducer to pipe weld, blowdown piping, and feedwater header welding inside the SG.

Block 7. (Continued from sheet 1 of 2)

7. WORK DESCRIPTION

The following is a summarization of the Repair/Replacement activities to be performed on steam generator 1-OME-3-3, otherwise numbered National Board #68-33:

- a) removal of the old steam generators (OSGs), installation of the replacement steam generators (RSGs),
- b) severing and reconnecting the secondary system piping from the SG nozzles,
- c) removal and reinstallation of the upper and lower lateral supports to the steam generators,
- d) severing and reconnecting of reactor coolant loop piping,
- e) removal and reinstallation of sections of the main steam and feedwater system piping,
- f) removal and reinstallation of main steam pipe whip restraints,
- g) modification of the steam generator feedwater nozzles,
- h) replacement of feedwater elbows,
- i) performing the vessel girth cutting and welding,
- j) steam dome refurbishment,
- k) installation of shield covers and plugs for all nozzles and openings in the old steam generator lower assemblies (OSGLAs),
- l) vessel preparatory work for the replacement steam generator lower assemblies (RSGLAs)

The four old steam generators ("old steam generators" refers to the original steam generators) are to be replaced as a direct result of tube degradation. Because of the scope and complexity of the Section XI Repair/Replacement activities that are to be performed, these activities have been broken down into separate work scopes as described in detail in the following Design Change Packages (DCPs):

01-DCP-300, Steam Generator Replacement

This package provides the necessary design change information to document replacement of the old steam generator lower assemblies with replacement lower assemblies and refurbishment of the steam domes, including all required NSSS analyses or evaluations.

01-DCP-305, Steam Generator Vessel and Large Bore Secondary Piping

The scope of work includes the removal of the old steam generators (OSGs), installation of the replacement steam generators (RSGs), severing secondary system piping from the SG nozzles, removal and reinstallation of sections of the main steam and feedwater system piping, removal and reinstallation of main steam pipe whip restraints, and modification of the steam generator feedwater nozzles and replacement of feedwater elbows. Work includes performing the vessel girth cutting and welding, steam dome refurbishment, and removal and reinstallation of thermocouples and accelerometers. This package also includes the work associated with installation of shield covers and plugs for all nozzles and openings in the old steam generator lower assemblies (OSGLAs) and vessel preparatory work for the replacement steam generator lower assemblies (RSGLAs), excluding RCS and small bore nozzle preparatory work.

**CONTINUATION SHEETS TO REPAIR/REPLACEMENT PLAN FOR JOB ORDER C53317/C52696
on Steam Generator 1-OME-3-3**

01-DCP-306, Steam Generator Supports, Reactor Coolant System Supports, and RCS Piping

This package addresses SG supports (dead weight, upper lateral and lower lateral supports, SG snubbers, temporary support of the SGs for rigging), RCS piping templating, cutting, machining, welding and temporary supports; RCS pipe end decontamination; RCS cold and hot gap measurement program, and cut lines for severing RCS piping from the OSG at the OSG nozzle.

01-DCP-307, Small Bore Secondary Piping

This package addresses removal and reinstallation of the steam generator instrumentation piping, tubing, and supports; Blowdown system piping and supports; any associated instrument or root valve changes; and other attached small bore secondary piping/tubing and supports. Reference to this package is only for the purpose of describing Blowdown activities, since instrumentation is 1 inch and smaller, and exempt from the requirement to be addressed on a Repair/Replacement plan.

Old Steam Generator Cutting/Removing

The existing steam generator (1-OME-3-3) will be removed in two pieces. The steam dome will be removed after performing a girth cut of the vessel. The steam domes will be refurbished and reinstalled on the RSGLAs.

SG Vessel Girth Cutting

The girth cut will be made in the transition cone region and will be accomplished by flame cutting. Two cuts will be made approximately 2½" apart to allow access to cut the internal wrapper plate. Sufficient material (tabs) will be left in four areas around the circumference to support the steam dome. The wrapper plate will be cut from outside the SG after supporting the primary moisture separator inside the SG. After the steam dome is rigged to the Temporary Lifting Device, the final girth cut to sever the tabs can be completed and the dome will be removed with the moisture separator equipment inside it.

Steam Dome Refurbishment and Reinstallation

The existing steam dome internals (moisture separators, feedwater header, etc.) will be removed and disposed of per plant procedures. Removal of the existing internals will prepare the steam dome for installation of new internals.

The existing steam dome shell (pressure boundary) will be re-used with new internals as follows:

Main Steam Flow Restrictor

A flow restrictor will be installed in the main steam nozzle of each SG as part of the steam dome refurbishment.

Moisture Separator Equipment

New moisture separator equipment will be installed in the steam dome and welded to the existing attachment points at the top of the steam dome. The welds to install the moisture separator modules will not attach directly to the vessel pressure boundary. Installation of the moisture separator modules has been evaluated and determined not to impact the pressure boundary integrity.

Feedwater Nozzle

The FW nozzle profile will be machined to accept a new transition ring which will serve as a nozzle safe end. A new thermal sleeve will also be installed inside the FW nozzle, connecting the ID of the transition ring to the internal feedwater header/gooseneck assembly.

**CONTINUATION SHEETS TO REPAIR/REPLACEMENT PLAN FOR JOB ORDER C53317/C52696
on Steam Generator 1-OME-3-3**

Feedwater Header and Gooseneck

A new feedwater header with J-tubes and a feedwater gooseneck will be installed inside the steam dome and welded to the thermal sleeve of the feedwater nozzle transition ring. Existing feedwater header support attachments inside the steam dome will be cut back and abandoned in place. This work will not impact the pressure boundary integrity.

Vessel Preparation

The steam dome shell will be trimmed to its final length and the girth weld edge will be prepared for a full penetration butt weld.

Secondary Manways

The seating surfaces of both the manway covers and the manway openings for the two 16" steam drum manways will be remachined, if required, to recondition the gasket sealing areas.

Girth Welding, PWHT, and NDE

The initial SG girth cut to remove the steam dome will be accomplished by flame cutting. The final weld prep of the steam dome girth weld will be performed by machining. The requirements of IWA-4321 will therefore be satisfied.

After the RSGLA is in place and RCS welding is partially completed, the steam dome will be reinstalled and girth welding of the vessel shell will be performed. Final NDE will consist of 100% radiography and 100% MT or PT. PWHT will be performed in accordance with the Special Processes Manual (SPM). Girth welding, including PWHT and final NDE, shall be completed prior to refueling. The heat generated from welding and PWHT activities will be removed by a combination of existing plant ventilation and temporary coolers installed in containment.

ASME Code Rating Plate

The ASME code rating plate for the RSGLA is mounted on a bracket on the SG channel head. The bracket will be modified to avoid interference with the installation of replacement thermal insulation. The mounting plate portion of the bracket will be enlarged to accommodate both the code rating plate for the RSGLA and the code rating plate from the OSG.

Secondary Manways

Following completion of internal assembly, secondary manway covers shall be reinstalled using new manway bolts.

Primary Manways

Should a primary manway bolt be inadvertently damaged, replacement bolting material shall be ultrasonically examined to meet preservice NDE requirements.

Primary Piping Severing and Reconnection

Reactor Coolant Loop Piping

The RCS piping will be severed from the existing generators for the steam generators to be removed. At this time, it will also be necessary to temporarily support the hot leg and crossover leg piping to prevent the piping system from becoming over-stressed, and also to facilitate fit-up to the new generator nozzles. The cuts for the elbows are planned in two alternatives described as the two-cut method (severing the SG at the primary nozzle to piping welds) and the three-cut method (replacement of a crossover leg elbow). The three-cut method will be used only in the event that proper RCS fit-up cannot be attained for any or all of the steam generators. The

**CONTINUATION SHEETS TO REPAIR/REPLACEMENT PLAN FOR JOB ORDER C53317/C52696
on Steam Generator 1-OME-3-3**

objective is to ensure proper fit-up for welding of reactor coolant loop, and to ensure the weld joint geometry meets preservice inspection requirements. This task includes templating, pipe cutting, machining, and rewelding to the RSG. The pipe machining is based on templating data from the existing reactor coolant loop piping and replacement steam generator templating in conjunction with CAD modeling.

Secondary Piping Removal and Reinstallation

Main Steam

Prior to cutting the main steam pipe, temporary piping supports shall be installed. Main steam piping will be cut and reinstalled at the SG nozzle and at the piping-to-elbow weld at the inlet to the second elbow. Prior to performing reinstallation welds for the main steam piping, SG girth welding shall be partially completed such that thermal movement due to welding is minimized. The main steam piping will be reinstalled per the existing design configuration.

The main steam whip restraint attached to the enclosure roof will be cut, removed, and reinstalled.

Feedwater

Prior to cutting the feedwater pipe, temporary piping supports shall be installed. Feedwater piping will be cut and reinstalled at the SG nozzle and at the reducer-to-piping weld on the bottom of the reducer. The cut at the FW nozzle will sever both the pipe and the existing elbow liner. The elbow and reducer will be replaced with an unlined Chrome-Molybdenum (SA234 WP22) elbow and reducer, which provide increased resistance to flow accelerated corrosion when compared to carbon steel pipe material. Prior to performing reinstallation welds for the feedwater piping, SG girth welding shall be partially completed such that thermal movement due to welding is minimized.

Steam Generator Blowdown

The steam generator blowdown piping is a socket welded, small diameter, plain carbon steel system. The piping will be disconnected from the OSGs, modified, and reinstalled when the RSGs are in place. The total work scope includes the effort to sever the blowdown piping attached to the OSGs, install the blowdown piping, including the rerouted piping and connect to the RSGs.

The blowdown nozzles on the RSG are on the same azimuth but lowered to 3 1/8 inches below the existing OSG locations. The shell drain nozzles are eliminated on the RSG. The affected sections of the existing blowdown piping are modified to accommodate these changes on the RSG. In addition a 2x2x2 inch straight tee to a piping spool piece will be added to each loop. The spool piece consists of a short piping run to a globe valve followed by another short piping run to a flange/blind flange combination.

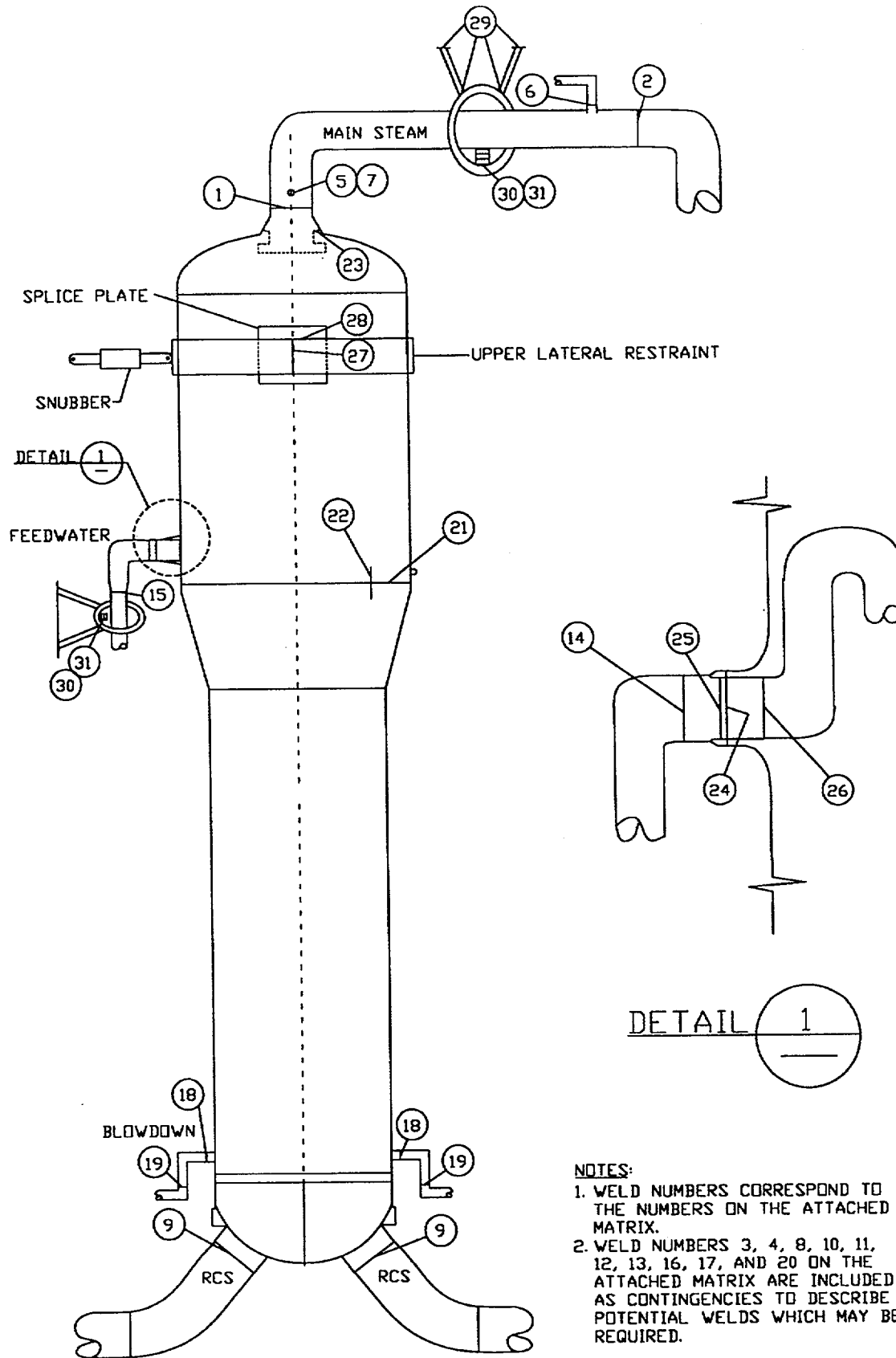
Materials

All replacement piping materials are of the same ASME or ASTM material specifications and grade as the materials they replace except for the feedwater elbows and reducers. These items, which were originally plain carbon steel (A/SA-105 and A/SA-106 Gr. B; P1 materials), are being replaced with materials of alloy steel (SA-234 WP22; P5 material). The alloy piping materials are more resistant to degradation due to flow assisted corrosion.

Installation Pressure Testing

In lieu of performing a system hydrostatic test, all systems and components affected by this Repair/Replacement activity shall be pressure tested after installation in accordance with Code Case N-416-1. The procedures specified for the construction code NDE have been reviewed and found to be in compliance with the methods and acceptance criteria of the applicable Subsection of ASME Section III, 1992 Edition, no addenda, as required by Code Case N-416-1. Prior to, or immediately upon return to service, a visual examination (VT-2) shall be performed in conjunction with the system leakage test (at the nominal operating pressure and temperature) in accordance with IWA-5000 of ASME Section XI, 1992 Edition, no addenda.

249-563



NOTES:

1. WELD NUMBERS CORRESPOND TO THE NUMBERS ON THE ATTACHED MATRIX.
2. WELD NUMBERS 3, 4, 8, 10, 11, 12, 13, 16, 17, AND 20 ON THE ATTACHED MATRIX ARE INCLUDED AS CONTINGENCIES TO DESCRIBE POTENTIAL WELDS WHICH MAY BE REQUIRED.


ASME SECTION XI REPAIR/REPLACEMENT PLAN FOR JD # C53317/C52696

Weld Item No.	Joint Description Component	Inst. Code Date	Material		Nominal Pipe Size Inches	Thick. Sch or Inches	Preheat °F (Min)	Field Welding Specification Procedure	Nondestructive Examination		PWHT °F		Section XI NDE	
			P-No	Type					(NDE)		Temp. Range	Time	UT/ RT	PT/ MT
									Type	%				

MAIN STEAM SYSTEM (MS)														
1	MS Nozzle to MS Fitting	ASME III NC-1989, no Addenda	3 to 1	SA-508 CL 2 to SA-234 WPB/WPC	32 OD	1.125 Wall	175	P3(G3), P1(G2)-AT- Lh (CVN +40)	MT RT	100 100	1100- 1150	1-1/4 hr.	UT	MT
2	MS Fitting to MS Pipe	ANSI B31.1- 1983	1	SA-234 WPB/WPC to SA-106 Gr C	32 OD	1.125 Wall	50 or 175	P1-AT-Lh	MT RT	100 100	1125- 1200	1-1/4 hr.	UT	MT
3	MS Pipe to MS Pipe	ANSI B31.1- 1983	1	SA-106 Gr C to itself	32 OD	1.125 Wall	50 or 175	P1-AT-Lh	MT RT	100 100	1125- 1200	1-1/4 hr.	UT	MT
4	MS Pipe to MS Pipe	ANSI B31.1- 1983	1	SA-106 Gr C to itself	30 OD	1.0 Wall	50 or 175	P1-AT-Lh	MT RT	100 100	1125- 1200	1 hr.	UT	MT
5	MS Fittings / Pipe- Branch Connections	ANSI B31.1- 1983	1	SA-234 WPB/WPC or SA-106 Gr C to SA-105	2 & <	6000#	50	P1-AT-Lh or P1-T	MT	100	NA	NA	NA	NA
6	Vents & Sample Taps Pipe to Fitting (Socket Welds)	ANSI B31.1- 1983	1	SA -105 to SA -106 Gr B	2 & <	All	50	P1-A-Lh or P1-T	PT	100	NA	NA	NA	NA
7	Gamma Port Plugs	ANSI B31.1- 1983	1	SA-105	2 & <	3000#	50 or 200	P1-A-Lh or P1-T	PT	100	NA	NA	NA	NA
8	Attachment Welds	ANSI B31.1- 1983	1	All	All	All	50 or 200	P1-A-Lh	MT	100	NA	NA	NA	MT

This matrix is to be used in conjunction with the Repair/Replacement Plan document to which it is attached. It identifies the system or component to which each line item applies, provides the installation code and date of the item being installed/repared, describes the material specification and ASME Section IX P-Number of the materials involved, the diameter and thickness of the materials to be welded, as applicable, the welding procedure to be used, the preheat and post weld heat treatment to be performed, the installation NDE to be performed in accordance with the installation code and applicable Owner's requirements and the Section XI required preservice/in-service NDE to be performed by the Owner. Where more than one temperature is listed in the welding preheat column, it is intended that the higher temperatures be applied to the heavier thickness welds in accordance with the installation code and Owner's requirements. The actual procedures for the activities described in the Matrix are contained in the D. C. Cook Unit 1 Steam Generator Replacement Project Special Processes Manual (SPM).


Materials described above are either ASME material (SA-XXX) or, where allowed, ASTM material (AXXX) which have been reconciled to the construction code date indicated in the Owner's Specification. When required, reconciliation documents are prepared and filed separately from this Repair/Replacement Plan.

	DONALD C. COOK NUCLEAR PLANT UNIT 1 STEAM GENERATOR REPLACEMENT PROJECT											
	REPAIR/REPLACEMENT PLAN MATRIX FOR JOB 23733											
	MATRIX OF CODES, MATERIALS, PREHEAT, WELDING PROCEDURES, PWHT AND NDE FOR JOB ORDER C 53317/C2696											
												Sheet 1 of 4

250-563

Weld Item No.	Int Description Component	Inst. Code Date	Material		Nominal Pipe Size Inches	Thick. Sch or Inches	Preheat °F (Min)	Field Welding Specification Procedure	Nondestructive Examination (NDE)		PWHT °F		NDE	
			P-No	Type					Type	%	Temp. Range	Time	UT/ RT	PT/ MT

REACTOR COOLANT SYSTEM (RCS)														
9	RC Nozzle Safe End to Elbow Hot / Crossover Leg	ASME III NB-1989, no Addenda	8	SA-336 F316N/LN to SA-351 CF8M	31 ID	2.88	50	P8-T (RA) P8-T-Ag-1	PT RT	100 100	NA	NA	UT	PT
10	RC Elbow to Pipe Hot Leg	ASME III NB-1989, no Addenda	8	SA-351 CF8M to itself	29 ID	2.7	50	P8-T (RA) P8-T-Ag-1	PT RT	100 100	NA	NA	UT	PT
11	RC Elbow to Pipe Crossover Leg	ASME III NB-1989, no Addenda	8	SA-351 CF8M to itself	31 ID	2.88	50	P8-T (RA) P8-T-Ag-1	PT RT	100 100	NA	NA	UT	PT
12	Attachment Welds	ASME III NB-1989, no Addenda	8	All	All	All	50	P8-T-1	PT	100	NA	NA	NA	PT
13	RC Nozzle Weld Repairs	ASME III NB-1989, no Addenda	43 to 8	F43 Weldmetal to SA-336 F316N/LN	31 ID	All	50	P43,P8-A	PT RT	100 100	NA	NA	UT	PT
MAIN FEEDWATER SYSTEM (FW)														
14	S/G FW Nozzle Transition Ring to Elbow	ASME III NB-1989, no Addenda	43	SB-166 NO6690 to SA-234 WP22 (Buttered with UNS W86152)	16	0.844	50	P43-AT-Ag (52/152)	PT RT	100 100	NA	NA	UT	PT
15	FW Reducer To FW Pipe	ANSI B31.1-1983	1	SA-234 WP22 (Buttered with E7018) to SA-106 Gr B	14	0.75	50	P1-AT-Lh	MT RT	100 100	NA	NA	UT	MT
16	Feedwater Pipe to Pipe	ANSI B31.1-1983	1	SA-106 Gr. B To Itself	14	0.75	50	P1-AT-Lh	MT RT	100 100	NA	NA	UT	MT
17	Attachment Welds	ANSI B31.1-1983	1	All	All	< 1	50	P1-A-Lh	MT	100	NA	NA	NA	MT


	DONALD C. COOK NUCLEAR PLANT UNIT 1 STEAM GENERATOR REPLACEMENT PROJECT											
	REPAIR/REPLACEMENT PLAN MATRIX FOR JOB 23733											
	MATRIX OF CODES, MATERIALS, PREHEAT, WELDING PROCEDURES, PWHT AND NDE FOR JOB ORDER C 53317/C2696											
												Sheet 2 of 4

251-563

Weld Item No.	Int Description Component	Inst. Code Date	Material		Nominal Pipe Size Inches	Thick. Sch or Inches	Preheat °F (Min)	Field Welding Specification Procedure	Nondestructive Examination (NDE)		PWHT °F		E XI NDE	
			P-No	Type					Type	%	Temp. Range	Time	UT/ RT	PT/ MT

SG BLOWDOWN SYSTEM (BD)														
18	SG Blowdown Nozzle to Pipe Socket Weld	ASME III NC-1989, no Addenda	1	SA-508 CL 3a with A No. 2 buildup to SA-106 Gr. B	2	SW	50	P1-AT-Lh or P1-T	MT	100	NA	NA	NA	NA
19	Fitting to Pipe Socket Welds	ANSI B31.1- 1983	1	SA-105 to SA-106 Gr. B	2	SW	50	P1-A-Lh or P1-T	MT	100	NA	NA	NA	NA
20	Attachment Welds	ANSI B31.1- 1983	1	All	All	All	50 or 200	P1-A-Lh or P1-T	MT	100	NA	NA	NA	NA
STEAM GENERATOR VESSEL & INTERNALS														
21	Replacement Steam Generator Girth Weld	ASME III NB-1989, no Addenda	3	SA-508 CL 3a to SA-533 Gr. A CL 1	NA	4.0 Nom.	175	P3(G3)-A-Lh (CVN +60)	RT MT	100 100	1100- 1150	2.5 hrs	UT	MT
22	Steam Generator Temp. Fitup Attachments	ASME III NB-1989, no Addenda	1 to 3	SA-516 Gr. 70 to SA-533 Gr. A CL 1 or SA-508 CL 3a	NA	≤ 1/2	175	P3(G3), P1(G2)-A- Lh (CVN+40)	VT	100	Note1	Note 1	NA	NA
23	Main Steam Flow Restrictor Lugs to Main Steam Nozzle ID	ASME III NB-1989, no Addenda	1 to 3	SA-516 Gr. 70 to SA-508 CL 2	NA	1.125 Nom.	175	P3(G3), P1(G2)-A- Lh (CVN+40)	MT	100	1100- 1150	1-1/4 hr.	NA	NA
24	FW Nozzle to FW Transition Ring	ASME III NB-1989, no Addenda	3 to 43	SA-508 CL 2 to SB-166 UNS N06690	18.75	1.188	175	P43,P3(G3)-AT-Ag (CVN +40)	RT PT	100 100	1100- 1150	1-1/4 hr	UT	PT
25	FW Transition Ring to Thermal Sleeve Spool Piece	ANSI B31.1-1983	43	SB-166 UNS N06690 to itself	14	0.75	50	P43-T-o (690)	PT RT	100 100	NA	NA	NA	NA
26	FW Thermal Sleeve to FW Header (Gooseneck)	ANSI B31.1-1983	43	SB-166 UNS N06690 to itself	14	0.75	50	P43-T-o (690)	PT	100	NA	NA	NA	NA

Note 1: After removal of the attachments, a PWHT of the attachment removal areas will be performed at the same time and temperature as for the PWHT of the steam generator girth weld.

	DONALD C. COOK NUCLEAR PLANT UNIT 1 STEAM GENERATOR REPLACEMENT PROJECT											
	REPAIR/REPLACEMENT PLAN MATRIX FOR JOB 23733											
	MATRIX OF CODES, MATERIALS, PREHEAT, WELDING PROCEDURES, PWHT AND NDE FOR JOB ORDER C 53317/C2696											
												Sheet 3 of 4

252-563

254-563

MHI-5075 Rev. 5		
ASME SECTION XI REPAIR/REPLACEMENT PROGRAM		
D. C. Cook Unit 1	Section XI Repair/Replacement Plan	Page 1 of 2

1. JOB ORDER # C53318/C52697 DATE: 11/23/99
2. COMPONENT OR SUPPORT: Steam Generator 1-OME-3-4; Nat. Bd. #68-34
3. ISI CODE CLASS: 1 & 2 (See cont. pages) MATERIAL CLASS: 1 & 2 (See cont. pages)
4. REASON/FLAW: Replacement of Steam Generator tube bundle as a result of tube degradation
5. MATERIAL FLAW DISCOVERY: Routine eddy current examinations
6. CAUSE OF FAILURE: Due to degradation of the SG tubes, steam generator replacement has been deemed necessary. This replacement will repair the SG and allow the unit to operate at its design capacity. Tube degradation was due to primary water stress corrosion cracking and secondary side outside diameter stress corrosion cracking.
7. WORK DESCRIPTION: See continuation pages
8. FLAW REMOVAL METHOD: Steam Generator Lower Assembly to be thermally cut from the steam dome. All piping connections mechanically cut. SG flaw removal will be done by complete replacement of the existing alloy 600MA tube bundle with a more corrosion resistant tube bundle manufactured from alloy 690TT.
9. CAVITY MEASUREMENT METHOD: N/A
10. DIMENSIONAL REFERENCE POINTS: N/A
11. MATERIALS:
 - PIPE: See attached matrix
 - ELBOW: See attached matrix
 - FLANGE: See attached matrix
 - BOLTS: S/G Foot Bolts-A574 Gr. 4340
Secondary Manway Bolts-SA-193 Gr. B7
 - NUT: N/A
 - FILLER MATERIALS: See SPM WPSs and WM procedures
12. SECTION XI: 1989 Edition, No Addenda
 DCC SPEC NO: N/A
 EXISTING DESIGN CODE/YEAR: All piping-B31.1-1967 as supplemented by DCCPM-103 QCN, Steam Generator-ASME III, 1965 Edition with W66 Addenda.
 EXISTING INSTALLATION CODE/YEAR: All piping-B31.1-1967 as supplemented by DCCPM-103 QCN, Steam Generator-ASME III, 1965 Edition with W66 Addenda.
 NEW DESIGN CODE/YEAR: See attached matrix
 NEW INSTALLATION CODE/YEAR: In accordance with attached matrix and QHI 5051
 CODE CASES TO BE USED: 2142-1 & 2143-1 for welding material, N-416-1
 WELD PROCEDURE NO: See attached Welding and NDE Matrix and sketch

MHI-5075 Rev. 5			JO # C53318/C52697
ASME SECTION XI REPAIR/REPLACEMENT PROGRAM			
D. C. Cook Unit 1	Section XI Repair/Replacement Plan		Page 2 of 2

13. SPECIAL REQUIREMENTS: N/A
14. MAINTENANCE PLANNER: Da Youner 11/23/99
15. SUITABILITY EVALUATION
PLANT ENGINEERING/PROGRAMS APPROVAL: ☒ YES ☐ NO
J.O. CALLE 11/29/99
16. PRESERVICE NDE REQUIRED: ☒ YES ☐ NO See attached matrix
PLANT ENGINEERING/PROGRAMS APPROVAL ☒ YES ☐ NO
KR WORTHINGTON 11/29/99
17. WELDING NDE REQUIREMENTS: See attached matrix and welding and NDE procedures
PA-PV APPROVAL: ☒ YES ☐ NO R.T. GRIFFIN, Sr. PE 11/29/99
18. NON-WELDED REPAIR/REPLACEMENT NDE REQUIREMENTS N/A
- PLANT ENGINEERING APPROVAL: ☐ YES ☐ NO
19. LEAKAGE TEST REQUIREMENTS: Final leak test in accordance with Code Case N416-1
- PA-PV APPROVAL: ☒ YES ☐ NO R.T. GRIFFIN, Sr. PE 11/29/99
20. REMARKS:
21. PLANT ENGINEERING CONCURRENCE: ☒ YES ☐ NO 11/29/99
22. ANI CONCURRENCE: ☒ YES ☐ NO 11/29/99
23. NIS-2 ☒ YES ☐ NO:

**CONTINUATION SHEETS TO REPAIR/REPLACEMENT PLAN FOR JOB ORDER C53318/C52697
on Steam Generator 1-OME-3-4**

Block 3. (Continued from sheet 1 of 2)

3. ISI CODE CLASS/MATERIAL CLASS

Class 1 & 2 is specified to identify the applicable code class for both the steam generator (SG) and the associated piping. Class 1 applies to the entire SG vessel, vessel attachments, RCS piping, the feedwater nozzle transition ring, and the feedwater elbow/reducer. Class 2 applies to the balance of the Section XI work including: main steam piping, the feedwater reducer to pipe weld, blowdown piping, and feedwater header welding inside the SG.

Block 7. (Continued from sheet 1 of 2)

7. WORK DESCRIPTION

The following is a summarization of the Repair/Replacement activities to be performed on steam generator 1-OME-3-4, otherwise numbered National Board #68-34:

- a) removal of the old steam generators (OSGs), installation of the replacement steam generators (RSGs),
- b) severing and reconnecting the secondary system piping from the SG nozzles,
- c) removal and reinstallation of the upper and lower lateral supports to the steam generators,
- d) severing and reconnecting of reactor coolant loop piping,
- e) removal and reinstallation of sections of the main steam and feedwater system piping,
- f) removal and reinstallation of main steam pipe whip restraints,
- g) modification of the steam generator feedwater nozzles,
- h) replacement of feedwater elbows,
- i) performing the vessel girth cutting and welding,
- j) steam dome refurbishment,
- k) installation of shield covers and plugs for all nozzles and openings in the old steam generator lower assemblies (OSGLAs),
- l) vessel preparatory work for the replacement steam generator lower assemblies (RSGLAs)

The four old steam generators ("old steam generators" refers to the original steam generators) are to be replaced as a direct result of tube degradation. Because of the scope and complexity of the Section XI Repair/Replacement activities that are to be performed, these activities have been broken down into separate work scopes as described in detail in the following Design Change Packages (DCPs):

01-DCP-300, Steam Generator Replacement

This package provides the necessary design change information to document replacement of the old steam generator lower assemblies with replacement lower assemblies and refurbishment of the steam domes, including all required NSSS analyses or evaluations.

01-DCP-305, Steam Generator Vessel and Large Bore Secondary Piping

The scope of work includes the removal of the old steam generators (OSGs), installation of the replacement steam generators (RSGs), severing secondary system piping from the SG nozzles, removal and reinstallation of sections of the main steam and feedwater system piping, removal and reinstallation of main steam pipe whip restraints, and modification of the steam generator feedwater nozzles and replacement of feedwater elbows. Work includes performing the vessel girth cutting and welding, steam dome refurbishment, and removal and reinstallation of thermocouples and accelerometers. This package also includes the work associated with installation of shield covers and plugs for all nozzles and openings in the old steam generator lower assemblies (OSGLAs) and vessel preparatory work for the replacement steam generator lower assemblies (RSGLAs), excluding RCS and small bore nozzle preparatory work.

**CONTINUATION SHEETS TO REPAIR/REPLACEMENT PLAN FOR JOB ORDER C53318/C52697
on Steam Generator 1-OME-3-4**

Block 3. (Continued from sheet 1 of 2)

3. ISI CODE CLASS/MATERIAL CLASS

Class 1 & 2 is specified to identify the applicable code class for both the steam generator (SG) and the associated piping. Class 1 applies to the entire SG vessel, vessel attachments, RCS piping, the feedwater nozzle transition ring, and the feedwater elbow/reducer. Class 2 applies to the balance of the Section XI work including: main steam piping, the feedwater reducer to pipe weld, blowdown piping, and feedwater header welding inside the SG.

Block 7. (Continued from sheet 1 of 2)

7. WORK DESCRIPTION

The following is a summarization of the Repair/Replacement activities to be performed on steam generator 1-OME-3-4, otherwise numbered National Board #68-34:

- a) removal of the old steam generators (OSGs), installation of the replacement steam generators (RSGs),
- b) severing and reconnecting the secondary system piping from the SG nozzles,
- c) removal and reinstallation of the upper and lower lateral supports to the steam generators,
- d) severing and reconnecting of reactor coolant loop piping,
- e) removal and reinstallation of sections of the main steam and feedwater system piping,
- f) removal and reinstallation of main steam pipe whip restraints,
- g) modification of the steam generator feedwater nozzles,
- h) replacement of feedwater elbows,
- i) performing the vessel girth cutting and welding,
- j) steam dome refurbishment,
- k) installation of shield covers and plugs for all nozzles and openings in the old steam generator lower assemblies (OSGLAs),
- l) vessel preparatory work for the replacement steam generator lower assemblies (RSGLAs)

The four old steam generators ("old steam generators" refers to the original steam generators) are to be replaced as a direct result of tube degradation. Because of the scope and complexity of the Section XI Repair/Replacement activities that are to be performed, these activities have been broken down into separate work scopes as described in detail in the following Design Change Packages (DCPs):

01-DCP-300, Steam Generator Replacement

This package provides the necessary design change information to document replacement of the old steam generator lower assemblies with replacement lower assemblies and refurbishment of the steam domes, including all required NSSS analyses or evaluations.

01-DCP-305, Steam Generator Vessel and Large Bore Secondary Piping

The scope of work includes the removal of the old steam generators (OSGs), installation of the replacement steam generators (RSGs), severing secondary system piping from the SG nozzles, removal and reinstallation of sections of the main steam and feedwater system piping, removal and reinstallation of main steam pipe whip restraints, and modification of the steam generator feedwater nozzles and replacement of feedwater elbows. Work includes performing the vessel girth cutting and welding, steam dome refurbishment, and removal and reinstallation of thermocouples and accelerometers. This package also includes the work associated with installation of shield covers and plugs for all nozzles and openings in the old steam generator lower assemblies (OSGLAs) and vessel preparatory work for the replacement steam generator lower assemblies (RSGLAs), excluding RCS and small bore nozzle preparatory work.

**CONTINUATION SHEETS TO REPAIR/REPLACEMENT PLAN FOR JOB ORDER C53318/C52697
on Steam Generator 1-OME-3-4**

01-DCP-306, Steam Generator Supports, Reactor Coolant System Supports, and RCS Piping

This package addresses SG supports (dead weight, upper lateral and lower lateral supports, SG snubbers, temporary support of the SGs for rigging), RCS piping templating, cutting, machining, welding and temporary supports; RCS pipe end decontamination; RCS cold and hot gap measurement program, and cut lines for severing RCS piping from the OSG at the OSG nozzle.

01-DCP-307, Small Bore Secondary Piping

This package addresses removal and reinstallation of the steam generator instrumentation piping, tubing, and supports; Blowdown system piping and supports; any associated instrument or root valve changes; and other attached small bore secondary piping/tubing and supports. Reference to this package is only for the purpose of describing Blowdown activities, since instrumentation is 1 inch and smaller, and exempt from the requirement to be addressed on a Repair/Replacement plan.

Old Steam Generator Cutting/Removing

The existing steam generator (1-OME-3-4) will be removed in two pieces. The steam dome will be removed after performing a girth cut of the vessel. The steam domes will be refurbished and reinstalled on the RSGLAs.

SG Vessel Girth Cutting

The girth cut will be made in the transition cone region and will be accomplished by flame cutting. Two cuts will be made approximately 2½" apart to allow access to cut the internal wrapper plate. Sufficient material (tabs) will be left in four areas around the circumference to support the steam dome. The wrapper plate will be cut from outside the SG after supporting the primary moisture separator inside the SG. After the steam dome is rigged to the Temporary Lifting Device, the final girth cut to sever the tabs can be completed and the dome will be removed with the moisture separator equipment inside it.

Steam Dome Refurbishment and Reinstallation

The existing steam dome internals (moisture separators, feedwater header, etc.) will be removed and disposed of per plant procedures. Removal of the existing internals will prepare the steam dome for installation of new internals.

The existing steam dome shell (pressure boundary) will be re-used with new internals as follows:

Main Steam Flow Restrictor

A flow restrictor will be installed in the main steam nozzle of each SG as part of the steam dome refurbishment.

Moisture Separator Equipment

New moisture separator equipment will be installed in the steam dome and welded to the existing attachment points at the top of the steam dome. The welds to install the moisture separator modules will not attach directly to the vessel pressure boundary. Installation of the moisture separator modules has been evaluated and determined not to impact the pressure boundary integrity.

Feedwater Nozzle

The FW nozzle profile will be machined to accept a new transition ring which will serve as a nozzle safe end. A new thermal sleeve will also be installed inside the FW nozzle, connecting the ID of the transition ring to the internal feedwater header/gooseneck assembly.

**CONTINUATION SHEETS TO REPAIR/REPLACEMENT PLAN FOR JOB ORDER C53318/C52697
on Steam Generator 1-OME-3-4**

Feedwater Header and Gooseneck

A new feedwater header with J-tubes and a feedwater gooseneck will be installed inside the steam dome and welded to the thermal sleeve of the feedwater nozzle transition ring. Existing feedwater header support attachments inside the steam dome will be cut back and abandoned in place. This work will not impact the pressure boundary integrity.

Vessel Preparation

The steam dome shell will be trimmed to its final length and the girth weld edge will be prepared for a full penetration butt weld.

Secondary Manways

The seating surfaces of both the manway covers and the manway openings for the two 16" steam drum manways will be remachined, if required, to recondition the gasket sealing areas.

Girth Welding, PWHT, and NDE

The initial SG girth cut to remove the steam dome will be accomplished by flame cutting. The final weld prep of the steam dome girth weld will be performed by machining. The requirements of IWA-4321 will therefore be satisfied.

After the RSGLA is in place and RCS welding is partially completed, the steam dome will be reinstalled and girth welding of the vessel shell will be performed. Final NDE will consist of 100% radiography and 100% MT or PT. PWHT will be performed in accordance with the Special Processes Manual (SPM). Girth welding, including PWHT and final NDE, shall be completed prior to refueling. The heat generated from welding and PWHT activities will be removed by a combination of existing plant ventilation and temporary coolers installed in containment.

ASME Code Rating Plate

The ASME code rating plate for the RSGLA is mounted on a bracket on the SG channel head. The bracket will be modified to avoid interference with the installation of replacement thermal insulation. The mounting plate portion of the bracket will be enlarged to accommodate both the code rating plate for the RSGLA and the code rating plate from the OSG.

Secondary Manways

Following completion of internal assembly, secondary manway covers shall be reinstalled using new manway bolts.

Primary Manways

Should a primary manway bolt be inadvertently damaged, replacement bolting material shall be ultrasonically examined to meet preservice NDE requirements.

Primary Piping Severing and Reconnection

Reactor Coolant Loop Piping

The RCS piping will be severed from the existing generators for the steam generators to be removed. At this time, it will also be necessary to temporarily support the hot leg and crossover leg piping to prevent the piping system from becoming over-stressed, and also to facilitate fit-up to the new generator nozzles. The cuts for the elbows are planned in two alternatives described as the two-cut method (severing the SG at the primary nozzle to piping welds) and the three-cut method (replacement of a crossover leg elbow). The three-cut method will be used only in the event that proper RCS fit-up cannot be attained for any or all of the steam generators. The

**CONTINUATION SHEETS TO REPAIR/REPLACEMENT PLAN FOR JOB ORDER C53318/C52697
on Steam Generator 1-OME-3-4**

objective is to ensure proper fit-up for welding of reactor coolant loop, and to ensure the weld joint geometry meets preservice inspection requirements. This task includes templating, pipe cutting, machining, and rewelding to the RSG. The pipe machining is based on templating data from the existing reactor coolant loop piping and replacement steam generator templating in conjunction with CAD modeling.

Secondary Piping Removal and Reinstallation

Main Steam

Prior to cutting the main steam pipe, temporary piping supports shall be installed. Main steam piping will be cut and reinstalled at the SG nozzle and at the piping-to-elbow weld at the inlet to the second elbow. Prior to performing reinstallation welds for the main steam piping, SG girth welding shall be partially completed such that thermal movement due to welding is minimized. The main steam piping will be reinstalled per the existing design configuration.

The main steam whip restraint attached to the enclosure roof will be cut, removed, and reinstalled.

Feedwater

Prior to cutting the feedwater pipe, temporary piping supports shall be installed. Feedwater piping will be cut and reinstalled at the SG nozzle and at the reducer-to-piping weld on the bottom of the reducer. The cut at the FW nozzle will sever both the pipe and the existing elbow liner. The elbow and reducer will be replaced with an unlined Chrome-Molybdenum (SA234 WP22) elbow and reducer, which provide increased resistance to flow accelerated corrosion when compared to carbon steel pipe material. Prior to performing reinstallation welds for the feedwater piping, SG girth welding shall be partially completed such that thermal movement due to welding is minimized.

Steam Generator Blowdown

The steam generator blowdown piping is a socket welded, small diameter, plain carbon steel system. The piping will be disconnected from the OSGs, modified, and reinstalled when the RSGs are in place. The total work scope includes the effort to sever the blowdown piping attached to the OSGs, install the blowdown piping, including the rerouted piping and connect to the RSGs.

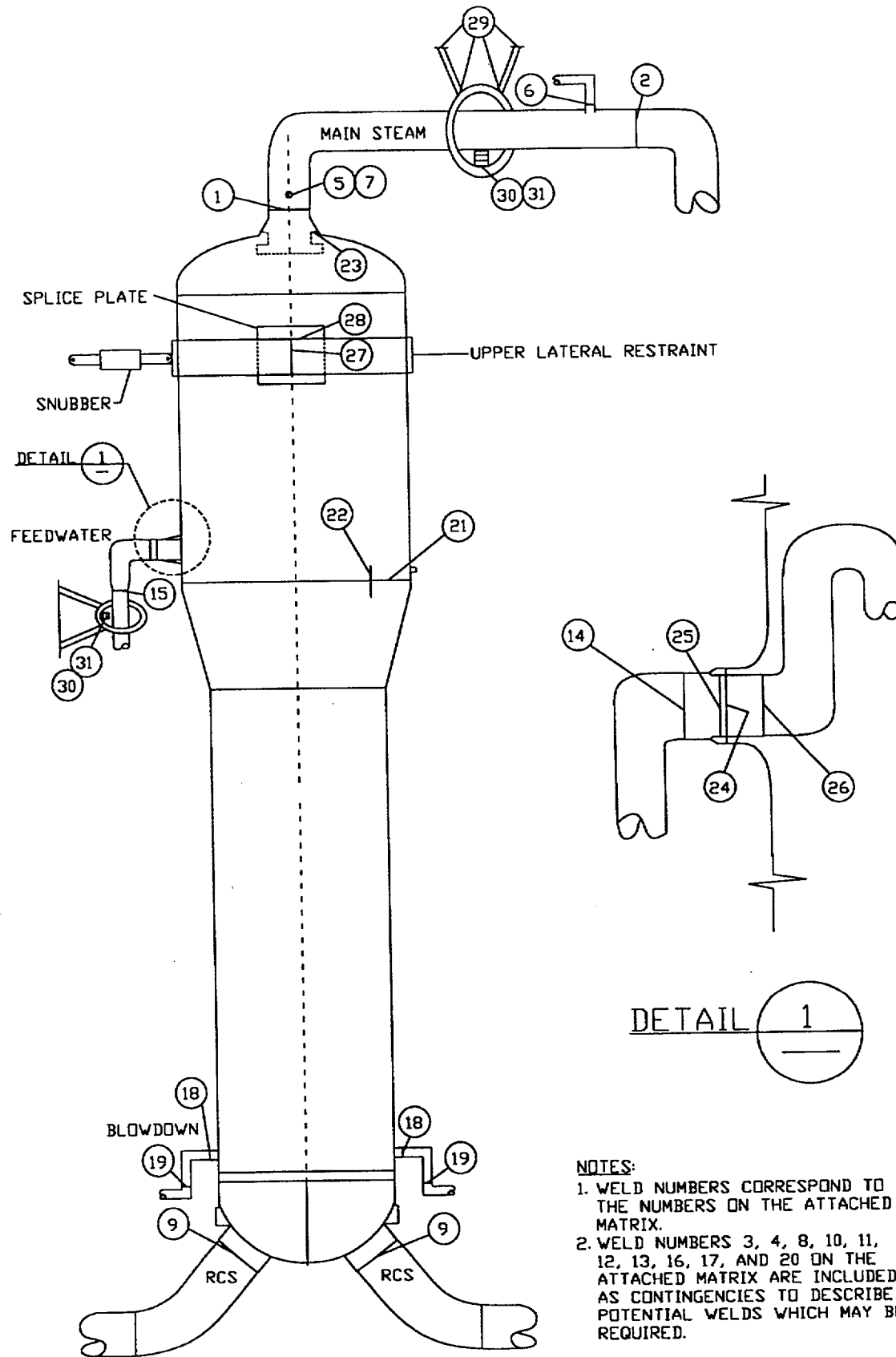
The blowdown nozzles on the RSG are on the same azimuth but lowered to 3 1/8 inches below the existing OSG locations. The shell drain nozzles are eliminated on the RSG. The affected sections of the existing blowdown piping are modified to accommodate these changes on the RSG. In addition a 2x2x2 inch straight tee to a piping spool piece will be added to each loop. The spool piece consists of a short piping run to a globe valve followed by another short piping run to a flange/blind flange combination.

Materials

All replacement piping materials are of the same ASME or ASTM material specifications and grade as the materials they replace except for the feedwater elbows and reducers. These items, which were originally plain carbon steel (A/SA-105 and A/SA-106 Gr. B; P1 materials), are being replaced with materials of alloy steel (SA-234 WP22; P5 material). The alloy piping materials are more resistant to degradation due to flow assisted corrosion.

Installation Pressure Testing

In lieu of performing a system hydrostatic test, all systems and components affected by this Repair/Replacement activity shall be pressure tested after installation in accordance with Code Case N-416-1. The procedures specified for the construction code NDE have been reviewed and found to be in compliance with the methods and acceptance criteria of the applicable Subsection of ASME Section III, 1992 Edition, no addenda, as required by Code Case N-416-1. Prior to, or immediately upon return to service, a visual examination (VT-2) shall be performed in conjunction with the system leakage test (at the nominal operating pressure and temperature) in accordance with IWA-5000 of ASME Section XI, 1992 Edition, no addenda.



NOTES:


1. WELD NUMBERS CORRESPOND TO THE NUMBERS ON THE ATTACHED MATRIX.
2. WELD NUMBERS 3, 4, 8, 10, 11, 12, 13, 16, 17, AND 20 ON THE ATTACHED MATRIX ARE INCLUDED AS CONTINGENCIES TO DESCRIBE POTENTIAL WELDS WHICH MAY BE REQUIRED.

Weld Item No.	Int Description Component	Inst. Code Date	Material		Nominal Pipe Size Inches	Thick. Sch or Inches	Preheat °F (Min)	Field Welding Specification Procedure	Nondestructive Examination		PWHT °F		Section XI NDE	
			P-No	Type					(NDE)		Temp. Range	Time	UT/ RT	PT/ MT
									Type	%				

MAIN STEAM SYSTEM (MS)														
1	MS Nozzle to MS Fitting	ASME III NC-1989, no Addenda	3 to 1	SA-508 CL 2 to SA-234 WPB/WPC	32 OD	1.125 Wall	175	P3(G3),P1(G2)-AT- Lh (CVN +40)	MT RT	100 100	1100- 1150	1-1/4 hr.	UT	MT
2	MS Fitting to MS Pipe	ANSI B31.1- 1983	1	SA-234 WPB/WPC to SA-106 Gr C	32 OD	1.125 Wall	50 or 175	P1-AT-Lh	MT RT	100 100	1125- 1200	1-1/4 hr.	UT	MT
3	MS Pipe to MS Pipe	ANSI B31.1- 1983	1	SA-106 Gr C to itself	32 OD	1.125 Wall	50 or 175	P1-AT-Lh	MT RT	100 100	1125- 1200	1-1/4 hr.	UT	MT
4	MS Pipe to MS Pipe	ANSI B31.1- 1983	1	SA-106 Gr C to itself	30 OD	1.0 Wall	50 or 175	P1-AT-Lh	MT RT	100 100	1125- 1200	1 hr.	UT	MT
5	MS Fittings / Pipe- Branch Connections	ANSI B31.1- 1983	1	SA-234 WPB/WPC or SA-106 Gr C to SA-105	2 & <	6000#	50	P1-AT-Lh or P1-T	MT	100	NA	NA	NA	NA
6	Vents & Sample Taps Pipe to Fitting (Socket Welds)	ANSI B31.1- 1983	1	SA -105 to SA -106 Gr B	2 & <	All	50	P1-A-Lh or P1-T	PT	100	NA	NA	NA	NA
7	Gamma Port Plugs	ANSI B31.1- 1983	1	SA-105	2 & <	3000#	50 or 200	P1-A-Lh or P1-T	PT	100	NA	NA	NA	NA
8	Attachment Welds	ANSI B31.1- 1983	1	All	All	All	50 or 200	P1-A-Lh	MT	100	NA	NA	NA	MT

This matrix is to be used in conjunction with the Repair/Replacement Plan document to which it is attached. It identifies the system or component to which each line item applies, provides the installation code and date of the item being installed/repaired, describes the material specification and ASME Section IX P-Number of the materials involved, the diameter and thickness of the materials to be welded, as applicable, the welding procedure to be used, the preheat and post weld heat treatment to be performed, the installation NDE to be performed in accordance with the installation code and applicable Owner's requirements and the Section XI required preservice/in-service NDE to be performed by the Owner. Where more than one temperature is listed in the welding preheat column, it is intended that the higher temperatures be applied to the heavier thickness welds in accordance with the installation code and Owner's requirements. The actual procedures for the activities described in the Matrix are contained in the D. C. Cook Unit 1 Steam Generator Replacement Project Special Processes Manual (SPM).

Materials described above are either ASME material (SA-XXX) or, where allowed, ASTM material (AXXX) which have been reconciled to the construction code date indicated in the Owner's Specification. When required, reconciliation documents are prepared and filed separately from this Repair/Replacement Plan.

	DONALD C. COOK NUCLEAR PLANT UNIT 1 STEAM GENERATOR REPLACEMENT PROJECT												
	REPAIR/REPLACEMENT PLAN MATRIX FOR JOB 23733												
	MATRIX OF CODES, MATERIALS, PREHEAT, WELDING PROCEDURES, PWHT AND NDE FOR JOB ORDER C 53318/C2697												Sheet 1 of 4

262-563

266-563

Information	MHI-5075	Rev. 5	
ASME SECTION XI REPAIR/REPLACEMENT PROGRAM			
Unit 1	Section XI Repair/Replacement Plan		Page 1 of 2

1. JOB ORDER # 0052554 DATE: 12/10/99
2. COMPONENT OR SUPPORT: Main steam Piping for Generator #1
3. ISI CODE CLASS: _____ MATERIAL CLASS: _____
4. REASON/FLAW: Existing rejectable linear indication in MS elbow (2nd elbow downstream from nozzle) NCR-00-038 and WP&IR P-MS1-301
5. MATERIAL FLAW DISCOVERY: During performance of surface exam in preparation for reinstallation of spool piece
6. CAUSE OF FAILURE: Unknown
7. WORK DESCRIPTION: Grind, surface exam, taper to 3:1 verify minimum wall; repair weld if necessary to restore minimum wall, RT if excavation exceeds 3/8" or 10% of wall
8. FLAW REMOVAL METHOD: Grinding
9. CAVITY MEASUREMENT METHOD: Pit gauge or UT thickness
10. DIMENSIONAL REFERENCE POINTS: N/A
11. MATERIALS:
 - PIPE: N/A
 - ELBOW: SA-234 WPB or WPC
 - FLANGE: N/A
 - BOLTS: N/A
 - NUT: N/A
 - FILLER MATERIALS: ER70S-2, E7018
12. SECTION XI: 1989 Edition, No Addenda
 DCC SPEC NO: _____
 EXISTING DESIGN CODE/YEAR: _____
 EXISTING INSTALLATION CODE/YEAR: _____
 NEW DESIGN CODE/YEAR: ASME Section III, 1989 Edition, No Addenda
 NEW INSTALLATION CODE/YEAR: ASME Section III, 1989 Edition, No Addenda
 CODE CASES TO BE USED: None
 WELD PROCEDURE NO: P1-AT-Lh rev. 3

267-563

Information	MHI-5075	Rev. 5	
ASME SECTION XI REPAIR/REPLACEMENT PROGRAM			
Unit 1	Section XI Repair/Replacement Plan		Page 2 of 2

13. SPECIAL REQUIREMENTS: None
14. MAINTENANCE PLANNER: Ra Yau 6/9/00
15. SUITABILITY EVALUATION
 PLANT ENGINEERING/PROGRAMS APPROVAL: ☒ YES ☐ NO
J.O. CALLE 7/7/00
16. PRESERVICE NDE REQUIRED: ☒ YES ☐ NO SEE SPM.
 PLANT ENGINEERING/PROGRAMS APPROVAL ☒ YES ☐ NO
J.O. CALLE 7/7/00
17. WELDING NDE REQUIREMENTS: SEE SPM WELDING AND NDE PROCEDURES
 PA-PV APPROVAL: ☒ YES ☐ NO Stephen R. Vargo 7/7/00
18. NON-WELDED REPAIR/REPLACEMENT NDE REQUIREMENTS N/A
- PLANT ENGINEERING APPROVAL: ☐ YES ☐ NO
19. LEAKAGE TEST REQUIREMENTS: FINAL LEAKAGE TEST IN ACCORDANCE WITH CODE CASE N-416-1.
 PA-PV APPROVAL: ☒ YES ☐ NO Stephen R. Vargo 7/7/00
20. REMARKS:
21. PLANT ENGINEERING CONCURRENCE: ☒ YES ☐ NO J.O. CALLE 7/7/00
22. ANI CONCURRENCE: ☒ YES ☐ NO M/R Muterzough 7/7/00
23. NIS-2 ☒ YES ☐ NO:

268-563

Information	MHI-5075	Rev. 5	
ASME SECTION XI REPAIR/REPLACEMENT PROGRAM			
Unit 1	Section XI Repair/Replacement Plan		Page 1 of 2

1. JOB ORDER # C0052554, C0052555, C0052556 DATE: 12/10/99
C0052557
2. COMPONENT OR SUPPORT: Steam Generator 1-OME-3-2; Nat. Bd. #68-32
3. ISI CODE CLASS: 1 & 2 MATERIAL CLASS: 1 & 2
4. REASON/FLAW: Rejectable linear indication ~1" above SG girth weld prep. Indication extends nearly all around the girth. NCR-00-35, WP&IR P-MS1-301, P-MS2-302, P-MS3-303 and P-MS4-304
5. MATERIAL FLAW DISCOVERY: During preparation for reinstallation prior to completion of SGR
6. CAUSE OF FAILURE: Unknown
7. WORK DESCRIPTION: Grind all identified indications. Weld repair NDE before and after Welding, per SPM. Measure and record (L x W x depth) all repair areas.
8. FLAW REMOVAL METHOD: Grinding
9. CAVITY MEASUREMENT METHOD: Pit gauge
10. DIMENSIONAL REFERENCE POINTS: N/A
11. MATERIALS: PIPE: N/A
ELBOW: N/A
FLANGE: N/A
BOLTS: N/A
NUT: N/A
OTHER: SA-533 Gr. A Cl.1
FILLER MATERIALS: E8018-NM1
12. SECTION XI: 1989 Edition, No Addenda
DCC SPEC NO: DCCPV-12-EG001 Rev. 0
EXISTING DESIGN CODE/YEAR: ASME Section III, 1965 Edition, with W66 Addenda
EXISTING INSTALLATION CODE/YEAR: ASME Section III, 1965 Edition, with W66 Addenda
NEW DESIGN CODE/YEAR: ASME Section III, 1989 Edition, no Addenda
NEW INSTALLATION CODE/YEAR: ASME Section III, 1989 Edition, no Addenda
CODE CASES TO BE USED: None
WELD PROCEDURE NO: P3(G3)-A-Lh (CVN +60) rev. 2

269-563

Information	MHI-5075	Rev. 5	
ASME SECTION XI REPAIR/REPLACEMENT PROGRAM			
Unit 1	Section XI Repair/Replacement Plan		Page 2 of 2

13. SPECIAL REQUIREMENTS: None
14. MAINTENANCE PLANNER: Ra Gaudin 6/19/00
15. SUITABILITY EVALUATION
 PLANT ENGINEERING/PROGRAMS APPROVAL: ☒ YES ☐ NO
J.O. CALLE J. O. Calle 6/19/00
16. PRESERVICE NDE REQUIRED: ☒ YES ☐ NO SEE SPM
 PLANT ENGINEERING/PROGRAMS APPROVAL ☒ YES ☐ NO
J.O. CALLE J. O. Calle 6/19/00
17. WELDING NDE REQUIREMENTS: SEE SPM WELDING AND NDE PROCEDURES
 PA-PV APPROVAL: ☒ YES ☐ NO Stephen R. Vargo 7/7/00
18. NON-WELDED REPAIR/REPLACEMENT NDE REQUIREMENTS N/A
- PLANT ENGINEERING APPROVAL: ☐ YES ☐ NO
19. LEAKAGE TEST REQUIREMENTS: FINAL LEAK TEST IN ACCORDANCE WITH CODE CASE N-416-1.
 PA-PV APPROVAL: ☒ YES ☐ NO Stephen R. Vargo 7/7/00
20. REMARKS:
21. PLANT ENGINEERING CONCURRENCE: ☒ YES ☐ NO J.O. CALLE J. O. Calle 7/7/00
22. ANI CONCURRENCE: ☒ YES ☐ NO M. R. Minter 7/7/00
23. NIS-2 ☒ YES ☐ NO:

270-563

Information	MHI-5075	Rev. 5	
ASME SECTION XI REPAIR/REPLACEMENT PROGRAM			
Unit 1	Section XI Repair/Replacement Plan		Page 1 of 2

1. JOB ORDER # C052551 DATE: 12/2/99
2. COMPONENT OR SUPPORT: Steam Generator 1-OME-3-2; Nat. Bd. #68-32
3. ISI CODE CLASS: 1 & 2 MATERIAL CLASS: 1 & 2
4. REASON/FLAW: Numerous repairs on the feedwater nozzle to transition piece weld have resulted in the existing wall thickness less than design requirement.
5. MATERIAL FLAW DISCOVERY: During performance of minimum wall UT thickness verification following surface repair
6. CAUSE OF FAILURE: Excessive surface repair/surface conditioning
7. WORK DESCRIPTION: Perform weld buildup of nozzle and transition piece. Verify that Minimum wall thickness has been restored. See NCR 00-114 disposition.
8. FLAW REMOVAL METHOD: N/A
9. CAVITY MEASUREMENT METHOD: Pit gauge, UT thickness measurement equipment
10. DIMENSIONAL REFERENCE POINTS: See NCR 00-114 disposition
11. MATERIALS:
 - PIPE: N/A
 - ELBOW: N/A
 - FLANGE: N/A
 - BOLTS: N/A
 - NUT: N/A
 - OTHER: SA-533 Gr. A Cl.1
 - FILLER MATERIALS: E8018-NM1, ERNiCrFe-7 and/or ENiCrFe-7
12. SECTION XI: 1989 Edition, No Addenda
 DCC SPEC NO: DCCPV-12-EG001 Rev. 0
 EXISTING DESIGN CODE/YEAR: ASME Section III, 1965 Edition, with W66 Addenda
 EXISTING INSTALLATION CODE/YEAR: ASME Section III, 1965 Edition, with W66 Addenda
 NEW DESIGN CODE/YEAR: ASME Section III, 1989 Edition, no Addenda
 NEW INSTALLATION CODE/YEAR: ASME Section III, 1989 Edition, no Addenda
 CODE CASES TO BE USED: None
 WELD PROCEDURE NO: P3(G3)-A-Lh (CVN +60) rev. 4 and P43,P3(G3)-AT-Ag (CVN +40) Rev. 2

Information	MHI-5075	Rev. 5	
ASME SECTION XI REPAIR/REPLACEMENT PROGRAM			
Unit 1	Section XI Repair/Replacement Plan		Page 2 of 2

13. SPECIAL REQUIREMENTS: None. See Bechtel NCR #00-114
14. MAINTENANCE PLANNER: Ra Youeln 4/8/00
15. SUITABILITY EVALUATION
 PLANT ENGINEERING/PROGRAMS APPROVAL: ☒ YES ☐ NO
J.O. CALLE J. O. Calle 4/19/00
16. PRESERVICE NDE REQUIRED: ☒ YES ☐ NO SEE SPM
 PLANT ENGINEERING/PROGRAMS APPROVAL ☒ YES ☐ NO
J.O. CALLE J. O. Calle 4/19/00
17. WELDING NDE REQUIREMENTS: SEE SPM WELDING AND NDE PROCEDURES.
 PA-PV APPROVAL: ☒ YES ☐ NO Stephen R. Vargo 7/7/00
18. NON-WELDED REPAIR/REPLACEMENT NDE REQUIREMENTS N/A
 PLANT ENGINEERING APPROVAL: ☐ YES ☐ NO
19. LEAKAGE TEST REQUIREMENTS: FINAL LEAK TEST IN ACCORDANCE WITH CODE CASE N-416-1
 PA-PV APPROVAL: ☒ YES ☐ NO Stephen R. Vargo 7/7/00
20. REMARKS:
21. PLANT ENGINEERING CONCURRENCE: ☒ YES ☐ NO J.O. CALLE J. O. Calle 7/7/00
22. ANI CONCURRENCE: ☒ YES ☐ NO M.E. Minterbaugh 7/7/00
23. NIS-2 ☒ YES ☐ NO:

Information	MHI-5075	Rev. 5	
ASME SECTION XI REPAIR/REPLACEMENT PROGRAM			
Unit 1	Section XI Repair/Replacement Plan	Page 1 of 2	

1. JOB ORDER # C0055051 DATE: 2/24/00
2. COMPONENT OR SUPPORT: Main Steam Isokinetic Sample Probes
3. ISI CODE CLASS: _____ MATERIAL CLASS: _____
4. REASON/FLAW: AEP design modification has made sample probes unnecessary to the operation of the Main Steam system.
5. MATERIAL FLAW DISCOVERY: During Main Steam piping removal in preparation for the SG replacement, it was found that some of the sample probes had become disconnected from their installed locations.
6. CAUSE OF FAILURE: _____
7. WORK DESCRIPTION: Remove sample probes, install 2" sockolet, reducing insert and Sch. 80 pipe. See 1-DCP-4540 & DCP-307 for valves and other modifications.
8. FLAW REMOVAL METHOD: None
9. CAVITY MEASUREMENT METHOD: N/A
10. DIMENSIONAL REFERENCE POINTS: N/A
11. MATERIALS:
 - PIPE: 3/4" sch. 80 SA-106 Gr. B
 - ELBOW: SA-234 WPB/WPC
 - FLANGE: N/A
 - BOLTS: N/A
 - NUT: N/A
 - OTHER: Sockolet and reducing insert-SA-105
 - FILLER MATERIALS: E7018
12. SECTION XI: 1989 Edition, No Addenda
 DCC SPEC NO: ES-Pipe-1013-QCN
 EXISTING DESIGN CODE/YEAR: B31.1-1967 supplemented by DCCPM-103 QCN
 EXISTING INSTALLATION CODE/YEAR: B31.1-1967 supplemented by DCCPM-103 QCN
 NEW DESIGN CODE/YEAR: ASME Section III, 1989 Edition, No Addenda
 NEW INSTALLATION CODE/YEAR: ASME Section III, 1989 Edition, No Addenda
 CODE CASES TO BE USED: None
 WELD PROCEDURE NO: P1-T rev. 3 or P1-AT-Lh rev. 3 (Bechtel WPS numbers)

Information	MHI-5075	Rev. 5	
ASME SECTION XI REPAIR/REPLACEMENT PROGRAM			
Unit 1	Section XI Repair/Replacement Plan		Page 2 of 2

13. SPECIAL REQUIREMENTS: See Bechtel NCRs 99-025 and 00-035
14. MAINTENANCE PLANNER: Ra Goven 6/9/00
15. SUITABILITY EVALUATION _____
 PLANT ENGINEERING/PROGRAMS APPROVAL: ☒ YES ☐ NO
J.O. CALLE J. O. Calle 4/19/00
16. PRESERVICE NDE REQUIRED: ☒ YES ☒ NO SEE SPM
 PLANT ENGINEERING/PROGRAMS APPROVAL: ☒ YES ☐ NO
J.O. CALLE J. O. Calle 4/19/00
17. WELDING NDE REQUIREMENTS: SEE SPM WELDING AND NDE PROCEDURES.
 PA-PV APPROVAL: ☒ YES ☐ NO Stephen R. Vary 7/7/00
18. NON-WELDED REPAIR/REPLACEMENT NDE REQUIREMENTS N/A
- PLANT ENGINEERING APPROVAL: ☐ YES ☐ NO _____
19. LEAKAGE TEST REQUIREMENTS: FINAL LEAK TEST IN ACCORDANCE WITH CODE CASE N-416-1
 PA-PV APPROVAL: ☒ YES ☐ NO Stephen R. Vary 7/7/00
20. REMARKS: _____
21. PLANT ENGINEERING CONCURRENCE: ☒ YES ☐ NO J.O. CALLE J. O. Calle 7/7/00
22. ANI CONCURRENCE: ☒ YES ☐ NO MR. Minterpaugh 7/7/00
23. NIS-2 ☒ YES ☐ NO:

FORM NIS-2 OWNER'S REPORT FOR REPAIRS OR REPLACEMENTS
As Required by the Provisions for the ASME Code Section XI

1. Owner: AMERICAN ELECTRIC POWER Date Performed: 05-16-00
P.O. Box 60 Fort Wayne IN 46801 Unit# 1
2. Plant: D.C.Cook Nuclear Power Plant Job Order# C0051830-08
One Cook Place, Bridgman, MI 49106 Component# 1-GRC-S566
3. Work Performed by: AEP/D.C. COOK Maintenance Department
4. Identification of System: PIPING SUPPORT
5. (a) Applicable Construction Code: ANSI B31.1, 1983 Ed. NO Add., Code Case: N/A
 (b) Applicable Edition of Section XI Utilized for Repairs or Replacements: 1989, No Addenda
6. Identification of Components Repaired or Replaced and Replacement Components

Name of Component	ASME,ASTM or AISI designation:	Name of Manufacture	Material Identification: M&E# ASP# P.O.#	Year built	Repaired Or Replaced	ASME Code Stamped Yes/No
I-GRC-S566						
TAPER PIN	Grinnell Figure 312	GRINNELL	M&E# 30-024977 ASP# 15148	N/A	REPLACED	NO

7. Hydrostatic NA Pneumatic NA Nominal Operating Pressure N/A NDE: N/A

Pressure: psi Test Temperature F.

Job Order/File: C0051830-08 ISI CLASS 1

We certify that the statements made in the report are correct and this repair and/or replacement conforms to the rules of the ASME Code, Section XI repair or replacement.

Certificate of Authorization No. NA Expiration Date NA

CERTIFICATE OF INSERVICE INSPECTION

have inspected the components described in this Owner's Report during the period 04-10-00 to 02-15-01, and state that to the best of my knowledge and belief, the Owner has performed examinations and taken corrective measures described in this Owner's Report in accordance with the requirements of the ASME Code, Section XI

Inspector's Signature Commissions Mich 0055, END NEI
National Board, State, Province, Endorsements

Date: Feb 15 19 2001

FORM NIS-2 OWNER'S REPORT FOR REPAIRS OR REPLACEMENTS
As Required by the Provisions for the ASME Code Section XI

1. Owner: AMERICAN ELECTRIC POWER Date Performed: 02-15-00
P.O. Box 60 Fort Wayne IN 46801 Unit# 1
2. Plant: D.C.Cook Nuclear Power Plant Job Order# C0052690-02
One Cook Place, Bridgman, MI 49106 Component# 1-OME-3-1
3. Work Performed by: AEP/D.C. COOK Maintenance Department
4. Identification of System: STEAM GENERATOR
5. (a) Applicable Construction Code: ANSI B31.1, 1983 Ed. NO Add. Code Case:
 (b) Applicable Edition of Section XI Utilized for Repairs or Replacements: 1989, No Addenda
6. **Identification of Components Repaired or Replaced and Replacement Components**

Name of Component	ASME,ASTM or AISI designation:	Name of Manufacture	Material Identification: M&E# ASP# P.O.#	Year built	Repaired Or Replaced	ASME Code Stamped Yes/No
1-OME-3-1	N/A	N/A	EXISTING	N/A	REPAIRED	NO

7. Hydrostatic NA Pneumatic NA Nomial Operating Pressure N/ANDE: PT
 Pressure: psi Test Temperature F.

277-563

Description of Work: The manway covers were machined. QC preformed a final PT on the finall surface area.

Job Order/File: C0052690-02 **ISI CLASS** 2

CERTIFICATE OF COMPLIANCE

We certify that the statements made in the report are correct and this repair and/or replacement conforms to the rules of the ASME Code, Section XI repair or replacement.

Type Code Symbol Stamp NA

Certificate of Authorization No. NA Expiration Date NA

Signed: Dwayne Timmons Maint. Welding Supervisor Date 1-15-01
Owner or Owner's Designee, Title

CERTIFICATE OF INSERVICE INSPECTION

I, the undersigned, holding a valid commission issued by the National Board of Boiler Pressure Vessel Inspectors and the State or Providence of Michigan and employed by FMIC OF JOHNSTON RI.

have inspected the components described in this Owner's Report during the period 2-8-00 to 1-16-01, and state that to the best of my knowledge and belief, the Owner has performed examinations and taken corrective measures described in this Owner's Report in accordance with the requirements of the ASME Code, Section XI

By signing this certificate neither the Inspector nor his employer makes any warranty, expressed or implied, concerning the examinations and corrective measures described in this Owner's Report. Furthermore, neither the Inspector nor his employer shall be liable in any manner for any personal injury or property damage or of loss of any kind arising from or connected with this inspection.

M. H. Winterman Commissions Mich 0055, END N.E.I.
Inspector's Signature National Board, State, Province, Endorsements

Date: JAN 16 19 2001

FORM NIS-2 OWNER'S REPORT FOR REPAIRS OR REPLACEMENTS

As Required by the Provisions of the ASME Code Section XI

278-563

- Owner AMERICAN ELECTRIC POWER COMPANY Date February 9, 2001
P.O. Box 60 Fort Wayne, IN 46801 Sheet 1 of 2
Address Unit # 1
 2. Plant D.C. COOK NUCLEAR POWER PLANT C52693-02
One Cook Place, Bridgman, MI 49106 Repair Org. P.O. No., Job No., etc
Address Type Code Symbol Stamp N/A
 3. Work Performed by Installation Services Authorization No. N/A
Same as #2 Expiration Date N/A
Address
 4. Identification of System Steam Generator ASME CODE CLASS 2
 5. (a) Applicable Const. Code ANSI B31.1 19 83Ed. N/A Add. N/A Code Case
 (b) Applicable Edition of Section XI Utilized for Repairs or Replacements 1989
 6. Identification of Components Repaired or Replaced and Replacement Components

Name of Component	Name of Manufacturer	Manuf. Serial No.	Nat. Board No.	Other Identification	Year Built	Repaired Replaced or Replacement	ASME Code Stamped (Yes or No)
1-OME-3-4 Steam Generator Secondary Side Manway "B" Cover	Westinghouse	1124	6834	State ID M96767M	N/A	Repaired	No

7. Description of work Machine Gasket Seating Surface in accordance with DIT-SGRP-00005-00. After Machining the Manway "B" was examined by PT.

8. Test Conducted: Hydrostatic ☐ Pneumatic ☐ Nominal Operating Pressure ☐
 N/A ☒ Other ☐ Pressure N/A psi Test Temp. N/A °F

NOTE: Supplemental sheets in form of lists, sketches, or drawings may be used, provided (1) size is 8-1/2 in. x 11 in., (2) information in items 1 through 6 on this report is included on each sheet, and (3) each sheet is numbered and the number of sheets is recorded at the top of this form.

FORM NIS-2 (Back)

9. Remarks

PT

Applicable Manufacturer's Data Reports to be attached

Ref. JO: C52693-02

Design Change: 1-DCP-305

Repair/Replacement Plan: C52693-02

ISI Class: 2

CERTIFICATE OF COMPLIANCE

We certify that the statements made in the report are correct and this
REPLACEMENT conforms to the rules of the ASME Code, Section XI.
 Repair or replacement

Type Code Symbol Stamp N/ACertificate of Authorization No. N/A Expiration Date N/A

Signed *Devinne Thomas* Date 2-20-, 20 01
Devinne Thomas MAINT. Supv. Welding
 Owner or Owner's Designee, Title

CERTIFICATE OF INSERVICE INSPECTION

I, the undersigned, holding a valid commission issued by the National Board of Boiler And Pressure Vessel Inspectors and the State or Province of Michigan and employed by FACTORY MUTUAL INSURANCE Co. of Johnston, R.I. 02919 Have inspected the components described in this Owner's Report during the period 02-03-00 to 02-20-01, and state that to the best of my knowledge and belief, the Owner has performed examinations and taken corrective measures described in this Owner's Report in accordance with the requirements of the ASME Code, Section XI.

By signing this certificate neither the Inspector nor his employer makes any Warranty, expressed or implied, concerning the examinations and corrective measures Described in this Owner's Report. Furthermore, neither the Inspector nor his Employer shall be liable in any manner for any personal injury or property damage or a loss of any kind arising from or connected with this inspection.

Devinne Thomas Commissions Mich 0055, EN D N I
 Inspector's Signature National Board, State, Province, Endorsements

Date Feb 20 20 01

FORM NIS-2 OWNER'S REPORT FOR REPAIRS OR REPLACEMENTS
As Required by the Provisions for the ASME Code Section XI

1. Owner: AMERICAN ELECTRIC POWER Date Performed: 10-13-00
P.O. Box 60 Fort Wayne IN 46801 Unit# 1
2. Plant: D.C. Cook Nuclear Power Plant Job Order# C0052696-08
One Cook Place, Bridgman, MI 49106 Component# 1-OME-3-3
3. Work Performed by: AEP/D.C. COOK Maintenance Department
4. Identification of System: STEAM GENERATOR
5. (a) Applicable Construction Code: ASME III CLASS 1 NB 1989 No Add., Code Case:
 (b) Applicable Edition of Section XI Utilized for Repairs or Replacements: 1989, No Addenda
6. Identification of Components Repaired or Replaced and Replacement Components

Name of Component	ASME, ASTM or AISI designation:	Name of Manufacture	Material Identification: M&E# ASP# P.O.#	Year built	Repaired Or Replaced	ASME Code Stamped Yes/No
1-OME-3-3	N/A	N/A	EXISTING	N/A	REPAIRED	NO

7. Hydrostatic NA Pneumatic NA Nomial Operating Pressure N/A DE: PT

Pressure: psi Test Temperature F.

281-563

Description of Work: The studs on 1-OME-3-3 were machined, and QC performed a PT on all machined surfaces.

Job Order/File: C0052696-08 ISI CLASS 2

CERTIFICATE OF COMPLIANCE

We certify that the statements made in the report are correct and this repair and/or replacement conforms to the rules of the ASME Code, Section XI repair or replacement.

Type Code Symbol Stamp NA

Certificate of Authorization No. NA Expiration Date NA

Signed: Dewayne Timmons Maint. Welding Supervisor Date 12-11-00
Owner or Owner's Designee, Title

CERTIFICATE OF INSERVICE INSPECTION

I, the undersigned, holding a valid commission issued by the National Board of Boiler Pressure Vessel Inspectors and the State of Providence of Michigan and employed by FMIC OF JOHNSTON RI.

have inspected the components described in this Owner's Report during the period 10-23-00 to 12-13-00, and state that to the best of my knowledge and belief, the Owner has performed examinations and taken corrective measures described in this Owner's Report in accordance with the requirements of the ASME Code, Section XI

By signing this certificate neither the Inspector nor his employer makes any warranty, expressed or implied, concerning the examinations and corrective measures described in this Owner's Report. Furthermore, neither the Inspector nor his employer shall be liable in any manner for any personal injury or property damage or of loss of any kind arising from or connected with this inspection.

M. J. Muterpaugh Commissions Mich 0055, ENR N & I
Inspector's Signature National Board, State, Province, Endorsements

Date: December 13 19 2000

282-563

FORM NIS-2 OWNER'S REPORT FOR REPAIRS OR REPLACEMENTS
As Required by the Provisions for the ASME Code Section XI

1. Owner: AMERICAN ELECTRIC POWER Date Performed: 8-25-00
P.O. Box 60 Fort Wayne IN 46801 Unit# 1
 2. Plant: D.C. Cook Nuclear Power Plant Job Order# C0054335-05
One Cook Place, Bridgman, MI 49106 Component# 1-PP-35E
 3. Work Performed by: AEP/D.C. COOK Maintenance Department
 4. Identification of System: RESIDUAL HEAT REMOVAL
 5. (a) Applicable Construction Code: ANSI-B31.1-1983 Ed. NO Add., Code Case: N/A
 (b) Applicable Edition of Section XI Utilized for Repairs or Replacements: 1989; No Addenda
 6. **Identification of Components Repaired or Replaced and Replacement Components**

Name of Component	ASME, ASTM or AISI designation:	Name of Manufacture	Material Identification: M&E# ASP# P.O.#	Year built	Repaired Or Replaced	ASME Code Stamped Yes/No
1-PP-35E						NO
1/2" X 13 BOLT HEAVY HEX	ASME SA 193 GR-B7		M&E # 30-211250 ASP # 15215		REPLACED	NO
1/2" X 13 NUT HEAVY HEX	ASME SA 194 GR-2H		M&E # 30-211860 ASP # 23190		REPLACED	NO
WASHER- IMPELLER	N/A		M&E # 30-014932 ASP # 16145		REPLACED	NO

7. Hydrostatic N/A Pneumatic N/A Nominal Operating Pressure N/A
 NDE: N/A Pressure: psi N/A Test Temperature F.

Description of work: Disassembled pump to support motor work

283-563

Job Order/File: C0054335-05

ISI Class

2
RE#
3/13/01**CERTIFICATE OF COMPLIANCE**

We certify that the statements made in the report are correct and this repair and/or replacement conforms to the rules of the ASME Code, Section XI repair or replacement.

Type Code Symbol Stamp NACertificate of Authorization No. NA Expiration Date NA

Signed: Dewayne Timmons, welding supervisor Date 1-22-00
Owner or Owner's Designee, Title

CERTIFICATE OF INSERVICE INSPECTION

I, the undersigned, holding a valid commission issued by the National Board of Boiler Pressure Vessel Inspectors and the State or Providence of Michigan and employed by FMIC of Johnston R I.

have inspected the components described in this Owner's Report during the period 7-2-00 to 1-24-1, and state that to the best of my knowledge and belief, the Owner has performed examinations and taken corrective measures described in this Owner's Report in accordance with the requirements of the ASME Code, Section XI

By signing this certificate neither the Inspector nor his employer makes any warranty, expressed or implied, concerning the examinations and corrective measures described in this Owner's Report. Furthermore, neither the Inspector nor his employer shall be liable in any manner for any personal injury or property damage or of loss of any kind arising from or connected with this inspection.

Michael J. Michaels Commissions Mich 055, ENR NEI
Inspector's Signature National Board, State, Province, Endorsements

Date: Jan 24 19 2001

284-563

FORM NIS-2 OWNER'S REPORT FOR REPAIRS OR REPLACEMENTS
As Required by the Provisions for the ASME Code Section XI

1. Owner: AMERICAN ELECTRIC POWER Date Performed: 08-24-00
P.O. Box 60 Fort Wayne IN 46801 Unit# 1
2. Plant: D.C.Cook Nuclear Power Plant Job Order# C0054335-05(B)
ONE COOK Place, Bridgman, MI 49106 Component# 1-PP-35E
3. Work Performed by: AEP/D.C. COOK Maintenance Department
4. Identification of System: RESIDUAL HEAT REMOVAL
5. (a) Applicable Construction Code: ANSI-B31.1-1983 Ed. NO Add. Code Case: N/A
 (b) Applicable Edition of Section XI Utilized for Repairs or Replacements: 1989, No Addenda
6. **Identification of Components Repaired or Replaced and Replacement Components**

Name of Component	ASME,ASTM or AISI designation:	Name of Manufacture	Material Identification: M&E# ASP# P.O.#	Year built	Repaired Or Replaced	ASME Code Stamped Yes/No
1-PP-35E						NO
½"X2-1/2" 13 UNC SCREW HEAVY HEX	ASME SA-193 GR B7	N/A	M&E # 30-211250 ASP # 15215		REPLACED	NO
½"X 13 UNC NUT HEAVY HEX	ASME SA-194 GR-2H	N/A	M&E # 30-211860 ASP # 23190		REPLACED	NO

7. Hydrostatic N/A Pneumatic N/A Nominal Operating Pressure N/A
 NDE: N/A Pressure: psi N/A Test Temperature F.

Description of work: Disassemble pump 1-PP-35E to support motor refurb, reinstall

285-563

Job Order/File: C0054335-05

ISI Class

2 MM 3/13/01
REH 3/13/01**CERTIFICATE OF COMPLIANCE**

We certify that the statements made in the report are correct and this repair and/or replacement conforms to the rules of the ASME Code, Section XI repair or replacement.

Type Code Symbol Stamp NACertificate of Authorization No. NA Expiration Date NA

Signed: Dewayne Timmons welding supervisor Date 2-12-01
Owner or Owner's Designee, Title

CERTIFICATE OF INSERVICE INSPECTION

I, the undersigned, holding a valid commission issued by the National Board of Boiler Pressure Vessel Inspectors and the State or Providence of Michigan and employed by FMIC of Johnston R I.

have inspected the components described in this Owner's Report during the period 7/2/00 to 2-13-01, and state that to the best of my knowledge and belief, the Owner has performed examinations and taken corrective measures described in this Owner's Report in accordance with the requirements of the ASME Code, Section XI

By signing this certificate neither the Inspector nor his employer makes any warranty, expressed or implied, concerning the examinations and corrective measures described in this Owner's Report. Furthermore, neither the Inspector nor his employer shall be liable in any manner for any personal injury or property damage or of loss of any kind arising from or connected with this inspection.

MR Montempangh Commissions MICH 0055, ENR N5I
Inspector's Signature National Board, State, Province, Endorsements

Date: Feb 13 19 2001

286-563

FORM NIS-2 OWNER'S REPORT FOR REPAIRS OR REPLACEMENTS
As Required by the Provisions for the ASME Code Section XI

1. Owner: AMERICAN ELECTRIC POWER Date Performed: 02-10-00
P.O. Box 60 Fort Wayne IN 46801 Unit# 1
2. Plant: D.C.Cook Nuclear Power Plant Job Order# C0054654-01
One Cook Place, Bridgman, MI 49106 Component# 1-OME-3-2
3. Work Performed by: AEP/D.C. COOK Maintenance Department
4. Identification of System: STEAM GENERATOR
5. (a) Applicable Construction Code: ANSI B31.1, 1983 Ed. NO Add., Code Case: ____
(b) Applicable Edition of Section XI Utilized for Repairs or Replacements: 1989, No Addenda
6. **Identification of Components Repaired or Replaced and Replacement Components**

Name of Component	ASME,ASTM or AISI designation:	Name of Manufacture	Material Identification: M&E# ASP# P.O.#	Year built	Repaired Or Replaced	ASME Code Stamped Yes/No
1-OME-3-2	N/A	N/A	EXISTING	N/A	REPAIRED	NO

7. Hydrostatic NA Pneumatic NA Nomial Operating Pressure N/ANDE: MT
Pressure: psi _____ Test Temperature F.

287-563

Description of Work: The manway covers were repaired by machining them. QC signed off on the MT exam.

Job Order/File: C0054654-01 **ISI CLASS** 2

CERTIFICATE OF COMPLIANCE

We certify that the statements made in the report are correct and this repair and/or replacement conforms to the rules of the ASME Code, Section XI repair or replacement.

Type Code Symbol Stamp NA

Certificate of Authorization No. NA Expiration Date NA

Signed: Dewayne Jimmons Maint. Welding Supervisor Date 1-16-01
Owner or Owner's Designee, Title

CERTIFICATE OF INSERVICE INSPECTION

I, the undersigned, holding a valid commission issued by the National Board of Boiler Pressure Vessel Inspectors and the State of Michigan and employed by FMIC OF JOHNSTON RI.

have inspected the components described in this Owner's Report during the period 2-5-00 to 01-22-01, and state that to the best of my knowledge and belief, the Owner has performed examinations and taken corrective measures described in this Owner's Report in accordance with the requirements of the ASME Code, Section XI

By signing this certificate neither the Inspector nor his employer makes any warranty, expressed or implied, concerning the examinations and corrective measures described in this Owner's Report. Furthermore, neither the Inspector nor his employer shall be liable in any manner for any personal injury or property damage or of loss of any kind arising from or connected with this inspection.

M R Minter Commissions MICH 0055, END N ET
Inspector's Signature National Board, State, Province, Endorsements

Date: JAN 22 16 2001

288-563

FORM NIS-2 OWNER'S REPORT FOR REPAIRS OR REPLACEMENTS
As Required by the Provisions for the ASME Code Section XI

1. Owner: AMERICAN ELECTRIC POWER Date Performed: 02-16-00
P.O. Box 60 Fort Wayne IN 46801 Unit# 1
2. Plant: D.C. Cook Nuclear Power Plant Job Order# C0054655-01
One Cook Place, Bridgman, MI 49106 Component# 1-OME-3-3
3. Work Performed by: AEP/D.C. COOK Maintenance Department
4. Identification of System: BLOWDOWN
5. (a) Applicable Construction Code: ASME SECTION III I965 ED. NO Add. Code Case:
(b) Applicable Edition of Section XI Utilized for Repairs or Replacements: 1989, No Addenda
6. **Identification of Components Repaired or Replaced and Replacement Components**

Name of Component	ASME,ASTM or AISI designation:	Name of Manufacture	Material Identification: M&E# ASP# P.O.#	Year built	Repaired Or Replaced	ASME Code Stamped Yes/No
1-OME-3-3						
MANWAYS A & B	ASME# SA-516 GR-70	N/A	EXISTING	N/A	REPAIRED	NO

7. Hydrostatic NA Pneumatic NA Nomial Operating Pressure N/ANDE: MT
Pressure: psi _____ Test Temperature F.

289-563

Description of Work: Both manway covers were repaired by machining them. QC
performed a MT.

Job Order/File: C0054655-01 ISI CLASS 2

CERTIFICATE OF COMPLIANCE

We certify that the statements made in the report are correct and this repair and/or replacement conforms to the rules of the ASME Code, Section XI repair or replacement.

Type Code Symbol Stamp NA

Certificate of Authorization No. NA Expiration Date NA

Signed: Dewayne Timmons Maint. Welding Supervisor Date 1-15-01
 Owner or Owner's Designee, Title

CERTIFICATE OF INSERVICE INSPECTION

I, the undersigned, holding a valid commission issued by the National Board of Boiler Pressure Vessel Inspectors and the State or Providence of Michigan and employed by FMIC OF JOHNSTON RI.

have inspected the components described in this Owner's Report during the period 2-8-00 to 01-16-01, and state that to the best of my knowledge and belief, the Owner has performed examinations and taken corrective measures described in this Owner's Report in accordance with the requirements of the ASME Code, Section XI

By signing this certificate neither the Inspector nor his employer makes any warranty, expressed or implied, concerning the examinations and corrective measures described in this Owner's Report. Furthermore, neither the Inspector nor his employer shall be liable in any manner for any personal injury or property damage or of loss of any kind arising from or connected with this inspection.

M. H. Minton Commissions ME 0055, END NFI
 Inspector's Signature National Board, State, Province, Endorsements

Date: Jan 16 19 2001

290 - 563

FORM NIS-2 OWNER'S REPORT FOR REPAIRS OR REPLACEMENTS
As Required by the Provisions for the ASME Code Section XI

1. Owner: AMERICAN ELECTRIC POWER Date Performed: 11-05-00
P.O. Box 60 Fort Wayne IN 46801 Unit# 1
2. Plant: D.C.Cook Nuclear Power Plant Job Order# C0055997-01
One Cook Place, Bridgman, MI 49106 Component# 1-ICM-260
3. Work Performed by: AEP/D.C. COOK Maintenance Department
4. Identification of System: SAFETY INJECTION
5. (a) Applicable Construction Code: ANSI B31.1, 1983 Ed. NO Add., Code Case: _____
 (b) Applicable Edition of Section XI Utilized for Repairs or Replacements: 1989, No Addenda
6. **Identification of Components Repaired or Replaced and Replacement Components**

Name of Component	ASME,ASTM or AISI designation:	Name of Manufacture	Material Identification: M&E# ASP# P.O.#	Year built	Repaired Or Replaced	ASME Code Stamped Yes/No
1-ICM-260						
(2) SCREWS 3/4	ASME# SA-193 GR-B7 HEAVY	N/A	M&E# 30-211345 ASP# 15684	N/A	REPLACED	NO
(2) SCREWS 5/8	ASME# SA-193 GR-B7 HEAVY	N/A	M&E# 30-211310 ASP# 17242	N/A	REPLACED	NO
(2) NUTS 5/8	ASME# SA-194 GR-2H HEAVY	N/A	M&E# 30-211880 ASP# 20841	N/A	REPLACED	NO
(2) NUTS 3/4	ASME# SA-194 GR-2H HEAVY	N/A	M&E# 30-211890 ASP# 23986	N/A	REPLACED	NO

7. Hydrostatic NA Pneumatic NA Nomial Operating Pressure N/ANDE----

Pressure: psi Test Temperature F.

291-563

Description of Work: All the existing fasteners were removed and replaced with new screws and nuts. A VT-3 exam was also preformed.

Job Order/File: C0055997-01 ISI CLASS 2

CERTIFICATE OF COMPLIANCE

We certify that the statements made in the report are correct and this repair and/or replacement conforms to the rules of the ASME Code, Section XI repair or replacement.

Type Code Symbol Stamp NA

Certificate of Authorization No. NA Expiration Date NA

Signed: Dewayne Timmons Maint. Welding Supervisor Date 1-15-01
Owner or Owner's Designee, Title

CERTIFICATE OF INSERVICE INSPECTION

I, the undersigned, holding a valid commission issued by the National Board of Boiler Pressure Vessel Inspectors and the State or Providence of Michigan and employed by FMIC OF JOHNSTON RI ✓

have inspected the components described in this Owner's Report during the period 12-26-00 to 01-16-01, and state that to the best of my knowledge and belief, the Owner has performed examinations and taken corrective measures described in this Owner's Report in accordance with the requirements of the ASME Code, Section XI

By signing this certificate neither the Inspector nor his employer makes any warranty, expressed or implied, concerning the examinations and corrective measures described in this Owner's Report. Furthermore, neither the Inspector nor his employer shall be liable in any manner for any personal injury or property damage or of loss of any kind arising from or connected with this inspection.

James R. Montague Commissions Mich 0055, EN & N & I
Inspector's Signature National Board, State, Province, Endorsements

Date: Jan 16 19 2001

22-563

FORM NIS-2 OWNER'S REPORT FOR REPAIRS OR REPLACEMENTS
As Required by the Provisions for the ASME Code Section XI

1. Owner: AMERICAN ELECTRIC POWER Date Performed: 10-04-00
P.O. Box 60 Fort Wayne IN 46801 Unit# 1
2. Plant: D.C. Cook Nuclear Power Plant Job Order# C0056078-01
One Cook Place, Bridgman, MI 49106 Component# 1-GSI-R-69
3. Work Performed by: AEP/D.C. COOK Maintenance Department
4. Identification of System: ~~DIESEL COMBUSTION AIR~~ SAFETY INJECTION
REK 3/13/01
5. (a) Applicable Construction Code: ANSI B31.1, 1983 Ed. NO Add., Code Case: N/A
 (b) Applicable Edition of Section XI Utilized for Repairs or Replacements: 1989, No Addenda
6. **Identification of Components Repaired or Replaced and Replacement Components**

Name of Component	ASME,ASTM or AISI designation:	Name of Manufacture	Material Identification: M&E# ASP# P.O.#	Year built	Repaired Or Replaced	ASME Code Stamped Yes/No
1-GSI-R-69	SA307 Grade A	N/A	Temp M&E# 00-023187	N/A	REPAIRED	NO
1-1/4 x 5 Hex Bolts			ASP# 24488			
1-1/4 Hex Nut	SA563 Grade A	N/A	Temp M&E# 00-023187	N/A	REPAIRED	NO
			ASP# 24488			

7. Hydrostatic NA Pneumatic NA Nominal Operating Pressure N/A NDE: VT-3

Pressure: psi Test Temperature F.

293-563

Description of Work: The fastener with less than flush thread engagement was removed and replaced. A VT-3 exam was performed.

Job Order/File: C0056078-01 **ISI CLASS** 2

CERTIFICATE OF COMPLIANCE

We certify that the statements made in the report are correct and this repair and/or replacement conforms to the rules of the ASME Code, Section XI repair or replacement.

Type Code Symbol Stamp NA

Certificate of Authorization No. NA Expiration Date NA

Signed: Bewayne Timmons Maint. Welding Supervisor Date 2-19-01
Owner or Owner's Designee, Title

CERTIFICATE OF INSERVICE INSPECTION

I, the undersigned, holding a valid commission issued by the National Board of Boiler Pressure Vessel Inspectors and the State of Michigan and employed by FMIC OF JOHNSTON RI.

have inspected the components described in this Owner's Report during the period 8-4-00 to 2-19-01, and state that to the best of my knowledge and belief, the Owner has performed examinations and taken corrective measures described in this Owner's Report in accordance with the requirements of the ASME Code, Section XI

By signing this certificate neither the Inspector nor his employer makes any warranty, expressed or implied, concerning the examinations and corrective measures described in this Owner's Report. Furthermore, neither the Inspector nor his employer shall be liable in any manner for any personal injury or property damage or of loss of any kind arising from or connected with this inspection.

MR M. M. M. M. M. Commissions MIC 20055, END NIT
Inspector's Signature National Board, State, Province, Endorsements

Date: Feb 19 19 2001

FORM NIS-2 OWNER'S REPORT FOR REPAIRS OR REPLACEMENTS
As Required by the Provisions for the ASME Code Section XI

1. Owner: AMERICAN ELECTRIC POWER Date Performed: 07-13-00
P.O. Box 60 Fort Wayne IN 46801 Unit# 1
2. Plant: D.C.Cook Nuclear Power Plant Job Order# C0056271-01
One Cook Place, Bridgman, MI 49106 Component# 1-STN-36N
3. Work Performed by: AEP/D.C. COOK Maintenance Department
4. Identification of System: SAFETY INJECTION
5. (a) Applicable Construction Code: ANSI B31.1, 1983 Ed. NO Add., Code Case:
 (b) Applicable Edition of Section XI Utilized for Repairs or Replacements: 1989, No Addenda
6. Identification of Components Repaired or Replaced and Replacement Components

Name of Component	ASME, ASTM or AISI designation:	Name of Manufacture	Material Identification: M&E# ASP# P.O.#	Year built	Repaired Or Replaced	ASME Code Stamped Yes/No
1-STN-36N						
ROD	ASME# SA-453	N/A	M&E# 30-212295 ASP# 19160	N/A	REPLACED	NO
NUT	ASME# SA-194	N/A	M&E# 30-212100 ASP# 21871	N/A	REPLACED	NO

7. Hydrostatic NA Pneumatic NA Nomial Operating Pressure: NDE:

Pressure: psi Test Temperature E.

295-563

Description of Work: The valve was reassembled using new studs and bolts.

Job Order/File: C0056271-01ISI CLASS 2

CERTIFICATE OF COMPLIANCE

We certify that the statements made in the report are correct and this repair and/or replacement conforms to the rules of the ASME Code, Section XI repair or replacement.

Type Code Symbol Stamp NACertificate of Authorization No. NA Expiration Date NA

Signed: Dewayne Timmons Maint. Welding Supervisor Date 1-02-01
Owner or Owner's Designee, Title

CERTIFICATE OF INSERVICE INSPECTION

I, the undersigned, holding a valid commission issued by the National Board of Boiler Pressure Vessel Inspectors and the State or Providence of Michigan and employed by FMIC OF JOHNSTON RI.

have inspected the components described in this Owner's Report during the period 07-13-00 to 01-03-01, and state that to the best of my knowledge and belief, the Owner has performed examinations and taken corrective measures described in this Owner's Report in accordance with the requirements of the ASME Code, Section XI

By signing this certificate neither the Inspector nor his employer makes any warranty, expressed or implied, concerning the examinations and corrective measures described in this Owner's Report. Furthermore, neither the Inspector nor his employer shall be liable in any manner for any personal injury or property damage or of loss of any kind arising from or connected with this inspection.

MR. Masters Commissions Mich 0055, ENR NFI
Inspector's Signature National Board, State, Province, Endorsements

Date: 01-03 19 2001

296-563

FORM NIS-2 OWNER'S REPORT FOR REPAIRS OR REPLACEMENTS
As Required by the Provisions for the ASME Code Section XI

1. Owner: AMERICAN ELECTRIC POWER Date Performed: 09-07-00
P.O. Box 60 Fort Wayne IN 46801 Unit# 1
2. Plant: D.C.Cook Nuclear Power Plant Job Order# C0056340-02
One Cook Place, Bridgman, MI 49106 Component# 1-IRV-300
3. Work Performed by: AEP/D.C. COOK Maintenance Department
4. Identification of System: RESIDUAL HEAT REMOVAL
5. (a) Applicable Construction Code: ANSI B31.1, 1983 Ed. NO Add., Code Case: _____
 (b) Applicable Edition of Section XI Utilized for Repairs or Replacements: 1989, No Addenda
6. **Identification of Components Repaired or Replaced and Replacement Components**

Name of Component	ASME,ASTM or AISI designation:	Name of Manufacture	Material Identification: M&E# ASP# P.O.#	Year built	Repaired Or Replaced	ASME Code Stamped Yes/No
1-IRV-300						
TRIM ASSY	A-276 TP 316 COND B	N/A	M&E# 30-036086 ASP# 13191	N/A	REPLACED	NO
CAP SCREW	ASME# SA-193 GR-B7	N/A	M&E# 30-211165 ASP# 23213	N/A	REPLACED	NO
NUTS	ASME# SA-194 GR-2H	N/A	M&E# 30-211840 ASP# 23823	N/A	REPLACED	NO
ADJUSTMENT NUT	ASTM# A-536-84	N/A	M&E# 30-035971 ASP# 18809	N/A	REPLACED	NO
ADJUSTMENT SCREW	ASTM# A-536-8	N/A	M&E# 30-035992 ASP# 24254	N/A	REPLACED	NO

7. Hydrostatic NA Pneumatic NA Nomial Operating Pressure N/ANDE:Pressure: psi _____ Test Temperature F.

Description of Work: The valve was repaired using a new trim assembly & adjusting screw and nuts

Job Order/File: C0056340-02 **ISI CLASS** 2

CERTIFICATE OF COMPLIANCE

We certify that the statements made in the report are correct and this repair and/or replacement conforms to the rules of the ASME Code, Section XI repair or replacement.

Type Code Symbol Stamp NA

Certificate of Authorization No. NA Expiration Date NA

Signed: Dewayne Timmons Maint. Welding Supervisor Date 1-16-01
Owner or Owner's Designee, Title

CERTIFICATE OF INSERVICE INSPECTION

I, the undersigned, holding a valid commission issued by the National Board of Boiler Pressure Vessel Inspectors and the State or Providence of Michigan and employed by FMIC OF JOHNSTON RI.

have inspected the components described in this Owner's Report during the period 7-7-00 to 7-22-01, and state that to the best of my knowledge and belief, the Owner has performed examinations and taken corrective measures described in this Owner's Report in accordance with the requirements of the ASME Code, Section XI

By signing this certificate neither the Inspector nor his employer makes any warranty, expressed or implied, concerning the examinations and corrective measures described in this Owner's Report. Furthermore, neither the Inspector nor his employer shall be liable in any manner for any personal injury or property damage or of loss of any kind arising from or connected with this inspection.

M. M. Montague Commissions MICHOSS ENR NIT
Inspector's Signature National Board, State, Province, Endorsements

Date: JAN 22 2001

FORM NIS-2 OWNER'S REPORT FOR REPAIRS OR REPLACEMENTS
As Required by the Provisions for the ASME Code Section XI

1. Owner: AMERICAN ELECTRIC POWER Date Performed: 09-20-00
P.O. Box 60 Fort Wayne IN 46801 Unit# 1
2. Plant: D.C.Cook Nuclear Power Plant Job Order# C0056397-01
One Cook Place, Bridgman, MI 49106 Component# 1-CS-577
3. Work Performed by: AEP/D.C. COOK Maintenance Department
4. Identification of System: LETDOWN
5. (a) Applicable Construction Code: ANSI B31.1, 1983 Ed. NO Add. Code Case:
 (b) Applicable Edition of Section XI Utilized for Repairs or Replacements: 1989, No Addenda
6. **Identification of Components Repaired or Replaced and Replacement Components**

Name of Component	ASME,ASTM or AISI designation:	Name of Manufacture	Material Identification: M&E# ASP# P.O.#	Year built	Repaired Or Replaced	ASME Code Stamped Yes/No
1-CS-577						
BONNET ASSEMBLY	ASME# SA-351	N/A	M&E# 30-040526 ASP# 23909	N/A	REPLACED	NO

7. Hydrostatic NA Pneumatic NA Nomial Operating Pressure N/ANDE:

Pressure: psi Test Temperature F.

299-563

Description of Work: The old bonnet assembly was removed and the new one was installed. A VT-2 test was performed.

Job Order/File: C0056397-01ISI CLASS 2**CERTIFICATE OF COMPLIANCE**

We certify that the statements made in the report are correct and this repair and/or replacement conforms to the rules of the ASME Code, Section XI repair or replacement.

Type Code Symbol Stamp NACertificate of Authorization No. NA Expiration Date NA

Signed: Dewayne Timmons Maint. Welding Supervisor Date 1-16-01
Owner or Owner's Designee, Title

CERTIFICATE OF INSERVICE INSPECTION

I, the undersigned, holding a valid commission issued by the National Board of Boiler Pressure Vessel Inspectors and the State or Province of Michigan and employed by FMIC OF JOHNSTON RI.

have inspected the components described in this Owner's Report during the period 9-20-00 to 01-22-01, and state that to the best of my knowledge and belief, the Owner has performed examinations and taken corrective measures described in this Owner's Report in accordance with the requirements of the ASME Code, Section XI

By signing this certificate neither the Inspector nor his employer makes any warranty, expressed or implied, concerning the examinations and corrective measures described in this Owner's Report. Furthermore, neither the Inspector nor his employer shall be liable in any manner for any personal injury or property damage or of loss of any kind arising from or connected with this inspection.

M.A. Winterpough Commissions Mich 0055, ENR N&I
Inspector's Signature National Board, State, Province, Endorsements

Date: JAN 22 19 2001

300-563

FORM NIS-2 OWNER'S REPORT FOR REPAIRS OR REPLACEMENTS
As Required by the Provisions for the ASME Code Section XI

1. Owner: AMERICAN ELECTRIC POWER Date Performed: 08-19-00
P.O. Box 60 Fort Wayne IN 46801 Unit# 1
2. Plant: D.C. Cook Nuclear Power Plant Job Order# C0056549-01
One Cook Place, Bridgman, MI 49106 Component# 1-STN-37E
3. Work Performed by: AEP/D.C. COOK Maintenance Department
4. Identification of System: CHARGING (CVCS)
5. (a) Applicable Construction Code: ANSI B31.1, 1983 Ed. NO Add., Code Case: _____
 (b) Applicable Edition of Section XI Utilized for Repairs or Replacements: 1989, No Addenda
6. Identification of Components Repaired or Replaced and Replacement Components

Name of Component	ASME, ASTM or AISI designation:	Name of Manufacture	Material Identification: M&E# ASP# P.O.#	Year built	Repaired Or Replaced	ASME Code Stamped Yes/No
<i>KW</i> 1-STN-37E						
ROD	ASME# SA-453 <i>GR 660</i>	N/A	M&E# 30-212295 ASP# 19160	N/A	REPLACED	NO
NUTS	ASME# SA-194 <i>GR B F</i>	N/A	M&E# 30-212100 ASP# 21871	N/A	REPLACED	NO

7. Hydrostatic NA Pneumatic NA Nomial Operating Pressure N/ANDE:

Pressure: psi Test Temperature F.

Description of Work: The flange was repaired using new rod and nuts.

Job Order/File: C0056549-01

ISI CLASS

2

CERTIFICATE OF COMPLIANCE

We certify that the statements made in the report are correct and this repair and/or replacement conforms to the rules of the ASME Code, Section XI repair or replacement.

Type Code Symbol Stamp NA

Certificate of Authorization No. NA Expiration Date NA

Signed: Dewayne Timmons Maint. Welding Supervisor Date 12-8-00
Owner or Owner's Designee, Title

CERTIFICATE OF INSERVICE INSPECTION

I, the undersigned, holding a valid commission issued by the National Board of Boiler Pressure Vessel Inspectors and the State of Providence of Michigan and employed by FMIC OF JOHNSTON RI.

have inspected the components described in this Owner's Report during the period 7-13-00 to 12-11-00, and state that to the best of my knowledge and belief, the Owner has performed examinations and taken corrective measures described in this Owner's Report in accordance with the requirements of the ASME Code, Section XI

By signing this certificate neither the Inspector nor his employer makes any warranty, expressed or implied, concerning the examinations and corrective measures described in this Owner's Report. Furthermore, neither the Inspector nor his employer shall be liable in any manner for any personal injury or property damage or of loss of any kind arising from or connected with this inspection.

Mike Minterpaugh Commissions Michigan 55, ENR NFI
Inspector's Signature National Board, State, Province, Endorsements

Date: December 11 10 2000

FORM NIS-2 OWNER'S REPORT FOR REPAIRS OR REPLACEMENTS
As Required by the Provisions for the ASME Code Section XI

1. Owner: AMERICAN ELECTRIC POWER Date Performed: 10-16-00
P.O. Box 60 Fort Wayne IN 46801 Unit# 1
2. Plant: D.C.Cook Nuclear Power Plant Job Order# C0056556-01
One Cook Place, Bridgman, MI 49106 Component# 1-AFW-S4027
3. Work Performed by: AEP/D.C. COOK Maintenance Department
4. Identification of System: Feedwater
5. (a) Applicable Construction Code: ANSI B31.1, 1983 Ed. NO Add., Code Case: N/A
 (b) Applicable Edition of Section XI Utilized for Repairs or Replacements: 1989, No Addenda
6. Identification of Components Repaired or Replaced and Replacement Components

Name of Component	ASME,ASTM or AISI designation:	Name of Manufacture	Material Identification: M&E# ASP# P.O.#	Year built	Repaired Or Replaced	ASME Code Stamped Yes/No
1-AFW-S4027						
"A" KIT	Grinnell Fig 200/201	GRINNELL	M&E# 30-040551 ASP# 23787	N/A	REPLACED	NO

7. Hydrostatic NA Pneumatic NA Nominal Operating Pressure N/A NDE: N/A

Pressure: psi Test Temperature F.

303 - 563

Description of Work: The existing snubber was removed and the repaired snubber was installed. The repaired snubber has a new "A" Kit. A VT-3 exam was done also.

Job Order/File: C0056556-01 ISI CLASS 1

CERTIFICATE OF COMPLIANCE

We certify that the statements made in the report are correct and this repair and/or replacement conforms to the rules of the ASME Code, Section XI repair or replacement.

Type Code Symbol Stamp NA

Certificate of Authorization No. NA Expiration Date NA

Signed: Dewayne Timmons Maint. Welding Supervisor Date 2-16-01
Owner or Owner's Designee, Title

CERTIFICATE OF INSERVICE INSPECTION

I, the undersigned, holding a valid commission issued by the National Board of Boiler Pressure Vessel Inspectors and the State or Province of Michigan and employed by FMIC OF JOHNSTON RI.

have inspected the components described in this Owner's Report during the period 7-7-00 to 2-19-01, and state that to the best of my knowledge and belief, the Owner has performed examinations and taken corrective measures described in this Owner's Report in accordance with the requirements of the ASME Code, Section XI

By signing this certificate neither the Inspector nor his employer makes any warranty, expressed or implied, concerning the examinations and corrective measures described in this Owner's Report. Furthermore, neither the Inspector nor his employer shall be liable in any manner for any personal injury or property damage or of loss of any kind arising from or connected with this inspection.

MTX McIntyre Commissions MICH 0055, ENR NET
Inspector's Signature National Board, State, Province, Endorsements

Date: FEB 19 19 2001

304-563

FORM NIS-2 OWNER'S REPORT FOR REPAIRS OR REPLACEMENTS
As Required by the Provisions for the ASME Code Section XI

1. Owner: AMERICAN ELECTRIC POWER Date Performed: 08-21-00
P.O. Box 60 Fort Wayne IN 46801 Unit# 1
2. Plant: D.C.Cook Nuclear Power Plant Job Order# C0056600-01
One Cook Place, Bridgman, MI 49106 Component# 1-CTS-19
3. Work Performed by: AEP/D.C. COOK Maintenance Department
4. Identification of System: CTS
5. (a) Applicable Construction Code: ANSI B31.1, 1983 Ed. NO Add. Code Case:
 (b) Applicable Edition of Section XI Utilized for Repairs or Replacements: 1989, No Addenda
6. **Identification of Components Repaired or Replaced and Replacement Components**

Name of Component	ASME,ASTM or AISI designation:	Name of Manufacture	Material Identification: M&E# ASP# P.O.#	Year built	Repaired Or Replaced	ASME Code Stamped Yes/No
1-CTS-19	N/A	N/A	EXISTING	N/A	REPAIRED	NO
FILLER MATERIAL	ASME# SFA-5.9	N/A	M&E# 30-044988 ASP# 19186	N/A	REPAIRED	NO

7. Hydrostatic NA Pneumatic NA Nomial Operating Pressure N/ANDE:

Pressure: psi Test Temperature F.

305-563

Description of Work: The pipe was prepped and work was performed to 8. ITS , ER308 filler rod was used. A VT prior to welding and final, plus final PT was performed.

Job Order/File: C0056600-01 **ISI CLASS** 2

CERTIFICATE OF COMPLIANCE

We certify that the statements made in the report are correct and this repair and/or replacement conforms to the rules of the ASME Code, Section XI repair or replacement.

Type Code Symbol Stamp NA

Certificate of Authorization No. NA Expiration Date NA

Signed: Dewayne Timmons Maint. Welding Supervisor Date 12-8-00
Owner or Owner's Designee, Title

CERTIFICATE OF INSERVICE INSPECTION

I, the undersigned, holding a valid commission issued by the National Board of Boiler Pressure Vessel Inspectors and the State of Providence of Michigan and employed by FMIC OF JOHNSTON RI.

have inspected the components described in this Owner's Report during the period 8-9-00 to 12-11-00, and state that to the best of my knowledge and belief, the Owner has performed examinations and taken corrective measures described in this Owner's Report in accordance with the requirements of the ASME Code, Section XI

By signing this certificate neither the Inspector nor his employer makes any warranty, expressed or implied, concerning the examinations and corrective measures described in this Owner's Report. Furthermore, neither the Inspector nor his employer shall be liable in any manner for any personal injury or property damage or of loss of any kind arising from or connected with this inspection.

M.R. Hartenbaugh Commissions ME-20055 END NEI
Inspector's Signature National Board, State, Province, Endorsements

Date: M.R. Hartenbaugh 19 2000

306-563

FORM NIS-2 OWNER'S REPORT FOR REPAIRS OR REPLACEMENTS
As Required by the Provisions for the ASME Code Section XI

1. Owner: AMERICAN ELECTRIC POWER Date Performed: 10-17-00
P.O. Box 60 Fort Wayne IN 46801 Unit# 1
2. Plant: D.C.Cook Nuclear Power Plant Job Order# C0056606-01
One Cook Place, Bridgman, MI 49106 Component# 1-GCTS-V-524
3. Work Performed by: AEP/D.C. COOK Maintenance Department
4. Identification of System: PIPING SUPPORT
5. (a) Applicable Construction Code: ANSI B31.1, 1983 Ed. NO Add. Code Case: NA
 (b) Applicable Edition of Section XI Utilized for Repairs or Replacements: 1989, No Addenda
6. Identification of Components Repaired or Replaced and Replacement Components

Name of Component	ASME,ASTM or AISI designation:	Name of Manufacture	Material Identification: M&E# ASP# P.O.#	Year built	Repaired Or Replaced	ASME Code Stamped Yes/No
1-GCTS-V-524						
NUTS	ASME# SA-194 GR-2H HEAVY	N/A	M&E# 30-211890 ASP# 23986	N/A	REPLACED	NO
BOLTS	ASME# SA-307 GR-B-HEAVY	N/A	M&E# 30-212228 ASP# 23456	N/A	REPLACED	NO

7. Hydrostatic NA Pneumatic NA Nomial Operating Pressure N/ANDE:

Pressure: psi Test Temperature F.

Description of Work: The thread engagement issue on the clamp was taken care of by using new bolts and and nuts. A VT-3 exam was done also. Reference AR # 1061026 for the failure to perform the VT-3.

Job Order/File: C0056606-01 ISI CLASS 2

CERTIFICATE OF COMPLIANCE

We certify that the statements made in the report are correct and this repair and/or replacement conforms to the rules of the ASME Code, Section XI repair or replacement.

Type Code Symbol Stamp NA

Certificate of Authorization No. NA Expiration Date NA

Signed: Dewayne Timmons Maint. Welding Supervisor Date 3-2-01
Owner or Owner's Designee, Title

CERTIFICATE OF INSERVICE INSPECTION

I, the undersigned, holding a valid commission issued by the National Board of Boiler Pressure Vessel Inspectors and the State of Providence of Michigan and employed by FMIC OF JOHNSTON RI.

have inspected the components described in this Owner's Report during the period 12-16-00 to 03-05-01, and state that to the best of my knowledge and belief, the Owner has performed examinations and taken corrective measures described in this Owner's Report in accordance with the requirements of the ASME Code, Section XI

By signing this certificate neither the Inspector nor his employer makes any warranty, expressed or implied, concerning the examinations and corrective measures described in this Owner's Report. Furthermore, neither the Inspector nor his employer shall be liable in any manner for any personal injury or property damage or of loss of any kind arising from or connected with this inspection.

[Signature] Commissions Mich 0055, ENDRS
Inspector's Signature National Board, State, Province, Endorsements

Date: March 5 19 2001

FORM NIS-2 OWNER'S REPORT FOR REPAIRS OR REPLACEMENTS
As Required by the Provisions for the ASME Code Section XI

1. Owner: AMERICAN ELECTRIC POWER Date Performed: 07-21-00
P.O. Box 60 Fort Wayne IN 46801 Unit# 1
2. Plant: D.C.Cook Nuclear Power Plant Job Order# C0057197-03
One Cook Place, Bridgman, MI 49106 Component# 1-ICM-321
3. Work Performed by: AEP/D.C. COOK Maintenance Department
4. Identification of System: RESIDUAL HEAT REMOVAL
5. (a) Applicable Construction Code: ANSI B31.1, 1983 Ed. NO Add. Code Case: _____
 (b) Applicable Edition of Section XI Utilized for Repairs or Replacements: 1989, No Addenda
6. Identification of Components Repaired or Replaced and Replacement Components

Name of Component	ASME,ASTM or AISI designation:	Name of Manufacture	Material Identification: M&E# ASP# P.O.#	Year built	Repaired Or Replaced	ASME Code Stamped Yes/No
1-ICM-321			Existing		Repaired	No

7. Hydrostatic NA Pneumatic NA Nomial Operating Pressure N/A NDE: PT
 Pressure: psi Test Temperature F.

309-563

Description of Work: The valve had the disk guide bottom edge machined and the scratches on the disk and guide were polished. PT test of stem "T" area, backseat area and Disc "T" area.

Job Order/File: C0057197-03 ISI CLASS 2

CERTIFICATE OF COMPLIANCE

We certify that the statements made in the report are correct and this repair and/or replacement conforms to the rules of the ASME Code, Section XI repair or replacement.

Type Code Symbol Stamp NA

Certificate of Authorization No. NA Expiration Date NA

Signed: Dewayne Timmons Maint. Welding Supervisor Date 2-21-01
Owner or Owner's Designee, Title

CERTIFICATE OF INSERVICE INSPECTION

I, the undersigned, holding a valid commission issued by the National Board of Boiler Pressure Vessel Inspectors and the State or Providence of Michigan and employed by FMIC OF JOHNSTON RI.

have inspected the components described in this Owner's Report during the period 7-17-00 to 2-22-01, and state that to the best of my knowledge and belief, the Owner has performed examinations and taken corrective measures described in this Owner's Report in accordance with the requirements of the ASME Code, Section XI

By signing this certificate neither the Inspector nor his employer makes any warranty, expressed or implied, concerning the examinations and corrective measures described in this Owner's Report. Furthermore, neither the Inspector nor his employer shall be liable in any manner for any personal injury or property damage or of loss of any kind arising from or connected with this inspection.

M. R. Matras Commissions MIC 0055, END NET
Inspector's Signature National Board, State, Province, Endorsements

Date: Feb 22 19 2001

310-563

FORM NIS-2 OWNER'S REPORT FOR REPAIRS OR REPLACEMENTS
As Required by the Provisions for the ASME Code Section XI

1. Owner: AMERICAN ELECTRIC POWER Date Performed: 09-15-00
P.O. Box 60 Fort Wayne IN 46801 Unit# 1
2. Plant: D.C. Cook Nuclear Power Plant Job Order# C0057214-03
One Cook Place, Bridgman, MI 49106 Component# 1-IMO-256
3. Work Performed by: AEP/D.C. COOK Maintenance Department
4. Identification of System: BORON INJECTION
5. (a) Applicable Construction Code: ANSI B31.1, 1983 Ed. NO Add., Code Case: N/A
 (b) Applicable Edition of Section XI Utilized for Repairs or Replacements: 1989, No Addenda
6. Identification of Components Repaired or Replaced and Replacement Components

Name of Component	ASME, ASTM or AISI designation:	Name of Manufacture	Material Identification: M&E# ASP# P.O.#	Year built	Repaired Or Replaced	ASME Code Stamped Yes/No
1-IMO-256						
STEM	ASTM A564	N/A	M&E# 30-034084 ASP# 24370	N/A	REPLACED	NO
DISK	ASME: SA-182-F316	N/A	M&E# 30-034023 ASP# 13767	N/A	REPLACED	NO
WEDGE PIN	ASTM# A-276 T-316	N/A	M&E# 30-034200 ASP# 24414	N/A	REPLACED	NO

311-563

7. Hydrostatic NA Pneumatic NA Nominal Operating Pressure N/A NDE: N/APressure: psi _____ Test Temperature F.

Description of Work: Disassembled and inspected valve. Reinstalled valve using a new stem, disc, and wedge pin.

Job Order/File: C0057214-03ISI CLASS 2**CERTIFICATE OF COMPLIANCE**

We certify that the statements made in the report are correct and this repair and/or replacement conforms to the rules of the ASME Code, Section XI repair or replacement.

Type Code Symbol Stamp NACertificate of Authorization No. NA Expiration Date NA

Signed: Dewayne Timmons Maint. Welding Supervisor Date 2-20-01
Owner or Owner's Designee, Title

CERTIFICATE OF INSERVICE INSPECTION

I, the undersigned, holding a valid commission issued by the National Board of Boiler Pressure Vessel Inspectors and the State of Michigan and employed by FMIC OF JOHNSTON RI.

have inspected the components described in this Owner's Report during the period 9-15-00 to 02-20-01, and state that to the best of my knowledge and belief, the Owner has performed examinations and taken corrective measures described in this Owner's Report in accordance with the requirements of the ASME Code, Section XI

By signing this certificate neither the Inspector nor his employer makes any warranty, expressed or implied, concerning the examinations and corrective measures described in this Owner's Report. Furthermore, neither the Inspector nor his employer shall be liable in any manner for any personal injury or property damage or of loss of any kind arising from or connected with this inspection.

M R Montemagno Commissions Mich 0055, ENDORSE
Inspector's Signature National Board, State, Province, Endorsements

Date: Feb 20 19 2001

312-563

FORM NIS-2 OWNER'S REPORT FOR REPAIRS OR REPLACEMENTS
As Required by the Provisions for the ASME Code Section XI

1. Owner: AMERICAN ELECTRIC POWER Date Performed 08-17-00
P.O. Box 60 Fort Wayne IN 46801 Unit# 1
2. Plant: D.C.Cook Nuclear Power Plant Job Order# C0057231-03
One Cook Place, Bridgman, MI 49106 Component# 1-IMO-331
3. Work Performed by: AEP/D.C. COOK Maintenance Department
4. Identification of System: RESIDUAL HEAT REMOVAL
5. (a) Applicable Construction Code: ANSI B31.1, 1983 Ed. NO Add., Code Case: N/A
 (b) Applicable Edition of Section XI Utilized for Repairs or Replacements: 1989, No Addenda
6. Identification of Components Repaired or Replaced and Replacement Components

Name of Component	ASME,ASTM or AISI designation:	Name of Manufacture	Material Identification: M&E# ASP# P.O.#	Year built	Repaired Or Replaced	ASME Code Stamped Yes/No
1-IMO-331						
DISC	ASTM# A-351 CF8M	CRANE	M&E# 30-033708 ASP# 13878	N/A	REPLACED	NO

7. Hydrostatic NA Pneumatic NA Nomial Operating Pressure N/ANDE:

Pressure: psi Test Temperature F.

313-563

Description of Work: The valve was repaired using a new disc.

Job Order/File: C0057231-03

ISI CLASS

2

CERTIFICATE OF COMPLIANCE

We certify that the statements made in the report are correct and this repair and/or replacement conforms to the rules of the ASME Code, Section XI repair or replacement.

Type Code Symbol Stamp NA

Certificate of Authorization No. NA Expiration Date NA

Signed: Dewayne Timmons Maint. Welding Supervisor Date 2-23-01
Owner or Owner's Designee, Title

CERTIFICATE OF INSERVICE INSPECTION

I, the undersigned, holding a valid commission issued by the National Board of Boiler Pressure Vessel Inspectors and the State or Province of Michigan and employed by FMIC OF JOHNSTON RI.

have inspected the components described in this Owner's Report during the period 8/22/00 to 2/27/01, and state that to the best of my knowledge and belief, the Owner has performed examinations and taken corrective measures described in this Owner's Report in accordance with the requirements of the ASME Code, Section XI

By signing this certificate neither the Inspector nor his employer makes any warranty, expressed or implied, concerning the examinations and corrective measures described in this Owner's Report. Furthermore, neither the Inspector nor his employer shall be liable in any manner for any personal injury or property damage or of loss of any kind arising from or connected with this inspection.

M. B. Matusz Commissions Mich 0055, END NFE
Inspector's Signature National Board, State, Province, Endorsements

Date: Feb 27 19 2001

FORM NIS-2 OWNER'S REPORT FOR REPAIRS OR REPLACEMENTS
As Required by the Provisions for the ASME Code Section XI

1. Owner: AMERICAN ELECTRIC POWER Date Performed: 09-14-00
P.O. Box 60 Fort Wayne IN 46801 Unit# 1
2. Plant: D.C.Cook Nuclear Power Plant Job Order# C0057232-03
One Cook Place, Bridgman, MI 49106 Component# 1-IMO-340
3. Work Performed by: AEP/D.C. COOK Maintenance Department
4. Identification of System: RHR
5. (a) Applicable Construction Code: ANSI B31.1, 1983 Ed. NO Add., Code Case:
 (b) Applicable Edition of Section XI Utilized for Repairs or Replacements: 1989, No Addenda
6. **Identification of Components Repaired or Replaced and Replacement Components**

Name of Component	ASME,ASTM or AISI designation:	Name of Manufacture	Material Identification: M&E# ASP# P.O.#	Year built	Repaired Or Replaced	ASME Code Stamped Yes/No
1-IMO-340						
NUTS	ASME# SA-194 GR 8F	N/A	M&E# 30-212110 ASP# 19704	N/A	REPLACED	NO

7. Hydrostatic NA Pneumatic NA Nomial Operating Pressure N/ANDE:
 Pressure: psi Test Temperature F.

Description of Work: The valve was disassembled and reassembled using new nuts.

315-563

Job Order/File: C057232-03

ISI CLASS 2

CERTIFICATE OF COMPLIANCE

We certify that the statements made in the report are correct and this repair and/or replacement conforms to the rules of the ASME Code, Section XI repair or replacement.

Type Code Symbol Stamp NACertificate of Authorization No. NA Expiration Date NA

Signed: Dewayne Timmons Maint. Welding Supervisor Date 12-11-00
 Owner or Owner's Designee, Title

CERTIFICATE OF INSERVICE INSPECTION

I, the undersigned, holding a valid commission issued by the National Board of Boiler Pressure Vessel Inspectors and the State or Province of Michigan and employed by FMIC OF JOHNSTON RI.

have inspected the components described in this Owner's Report during the period 9-18-00 to 12-13-00, and state that to the best of my knowledge and belief, the Owner has performed examinations and taken corrective measures described in this Owner's Report in accordance with the requirements of the ASME Code, Section XI

By signing this certificate neither the Inspector nor his employer makes any warranty, expressed or implied, concerning the examinations and corrective measures described in this Owner's Report. Furthermore, neither the Inspector nor his employer shall be liable in any manner for any personal injury or property damage or of loss of any kind arising from or connected with this inspection.

MR Martin Commissions MICH 0055, END N&I
 Inspector's Signature National Board, State, Province, Endorsements

Date: December 13 19 2000

316-563

FORM NIS-2 OWNER'S REPORT FOR REPAIRS OR REPLACEMENTS
As Required by the Provisions for the ASME Code Section XI

1. Owner: AMERICAN ELECTRIC POWER Date Performed: 9-21-00
P.O. Box 60 Fort Wayne IN 46801 Unit# 1
2. Plant: D.C.Cook Nuclear Power Plant Job Order# C0130577-01
One Cook Place, Bridgman, MI 49106 Component# 1-FFI-240
3. Work Performed by: AEP/D.C. COOK Maintenance Department
4. Identification of System: AUX. FEEDWATER
5. (a) Applicable Construction Code: ANSI-B31.1-1983 Ed. NO Add., Code Case: NA
 (b) Applicable Edition of Section XI Utilized for Repairs or Replacements: 1989, No Addenda
6. **Identification of Components Repaired or Replaced and Replacement Components**

Name of Component	ASME,ASTM or AISI designation:	Name of Manufacture	Material Identification: M&E# ASP# P.O.#	Year built	Repaired Or Replaced	ASME Code Stamped Yes/No
STEEL ANGLE	ASTM A36 1990	NA	M&E 30-153012 ASP 21892	NA	REPLACED	NO
HILTI BOLT	HKB II	NA	M&E 30-046271 ASP 22890	NA	REPLACED	NO
U BOLT	FIG. 137S-N	NA	M&E 30-024090 ASP 21629	NA	REPLACED	NO
STEEL BAR	ASTM A-36-93A	NA	M&E 30-153138 ASP 12509	NA	REPLACED	NO
STEEL BAR	ASTM A-36-93A	NA	M&E 30-153127 ASP 23372	NA	REPLACED	NO
STEEL BAR	ASTM A-36 1991	NA	M&E 30-153133 ASP 23052	NA	REPLACED	NO

317-563

STEEL	ASTM A500	NA	M&E 30-153269	NA	REPLACED	NO
TUBING	1993		ASP 22281			
SCREW CAP	ASME SA-193	NA	M&E 30-211055	NA	REPLACED	NO
	GR B7		ASP 20906			
WASHERS	ASTM F-436-93	NA	M&E 30-212660	NA	REPLACED	NO
			ASP 19173			
			ASP 24217			
STEEL BAR	ASTM A-36-93A	NA	M&E 30-153127	NA	REPLACED	NO
			ASP 20970			

7. Hydrostatic NA Pneumatic N/A Nominal Operating Pressure _____
 NDE: MT Pressure: psi Test Temperature _____ F.

Description of work: **INSTALLED HANGER AND HAD MT PERFORMED**

Job Order/File: C0130577-01 ISI Class 2

CERTIFICATE OF COMPLIANCE

We certify that the statements made in the report are correct and this repair and/or replacement conforms to the rules of the ASME Code, Section XI repair or replacement.

Type Code Symbol Stamp NA

Certificate of Authorization No. NA Expiration Date NA

Signed: Dewayne Timmons, welding supervisor 1-30-01 Date _____
 Owner or Owner's Designee, Title

CERTIFICATE OF INSERVICE INSPECTION

I, the undersigned, holding a valid commission issued by the National Board of Boiler Pressure Vessel Inspectors and the State or Province of Michigan and employed by FMIC of Johnston R I.

have inspected the components described in this Owner's Report during the period 7-13-00 to 01-31-01, and state that to the best of my knowledge and belief, the Owner has performed examinations and taken corrective measures described in this Owner's Report in accordance with the requirements of the ASME Code, Section XI

By signing this certificate neither the Inspector nor his employer makes any warranty, expressed or implied, concerning the examinations and corrective measures described in this Owner's Report. Furthermore, neither the Inspector nor his employer shall be liable in any manner for any personal injury or property damage or of loss of any kind arising from or connected with this inspection.

MR M. Antropakis Commissions *Mich 0055, ENB N&I*
Inspector's Signature National Board, State, Province, Endorsements

Date: JUN 31 th 19 2001

319 - 563

FORM NIS-2 OWNER'S REPORT FOR REPAIRS OR REPLACEMENTS
As Required by the Provisions for the ASME Code Section XI

1. Owner: AMERICAN ELECTRIC POWER Date Performed: 11-09-00
P.O. Box 60 Fort Wayne IN 46801 Unit# 1
2. Plant: D.C.Cook Nuclear Power Plant Job Order# C0184356-01
One Cook Place, Bridgman, MI 49106 Component# 1-QRV-251
3. Work Performed by: AEP/D.C. COOK Maintenance Department
4. Identification of System: CHRGN
5. (a) Applicable Construction Code: ANSI B31.1, 1983 Ed. NO Add., Code Case:
 (b) Applicable Edition of Section XI Utilized for Repairs or Replacements: 1989, No Addenda
6. **Identification of Components Repaired or Replaced and Replacement Components**

Name of Component	ASME,ASTM or AISI designation:	Name of Manufacture	Material Identification: M&E# ASP# P.O.#	Year built	Repaired Or Replaced	ASME Code Stamped Yes/No
1-QRV-251						
TRIM ASSY	PLUG and CAGE ASTM- A276 TP 316L	COPEs/ VULCAN	30-036160 ASP 22033	N/A	REPLACED	NO

7. Hydrostatic NA Pneumatic NA Nomial Operating Pressure N/ANDE:
 Pressure: psi Test Temperature F.

320 - 563

Description of Work: 1-QRV-251 was repaired and new trim assy was installed.

Job Order/File: C0184356-01

ISI CLASS 2

CERTIFICATE OF COMPLIANCE

We certify that the statements made in the report are correct and this repair and/or replacement conforms to the rules of the ASME Code, Section XI repair or replacement.

Type Code Symbol Stamp NA

Certificate of Authorization No. NA Expiration Date NA

Signed: Dewayne Timmons Maint. Welding Supervisor Date 1-16-01
Owner or Owner's Designee, Title

CERTIFICATE OF INSERVICE INSPECTION

I, the undersigned, holding a valid commission issued by the National Board of Boiler Pressure Vessel Inspectors and the State of Providence of Michigan and employed by FMIC OF JOHNSTON RI.

have inspected the components described in this Owner's Report during the period 11-16-00 to 01-22-01, and state that to the best of my knowledge and belief, the Owner has performed examinations and taken corrective measures described in this Owner's Report in accordance with the requirements of the ASME Code, Section XI

By signing this certificate neither the Inspector nor his employer makes any warranty, expressed or implied, concerning the examinations and corrective measures described in this Owner's Report. Furthermore, neither the Inspector nor his employer shall be liable in any manner for any personal injury or property damage or of loss of any kind arising from or connected with this inspection.

M. A. McIntosh Commissions MICH 0055, ENR NFI
Inspector's Signature National Board, State, Province, Endorsements

Date: JAN 22 10 2001

321-563

FORM NIS-2 OWNER'S REPORT FOR REPAIRS OR REPLACEMENTS
As Required by the Provisions for the ASME Code Section XI

1. Owner: AMERICAN ELECTRIC POWER Date Performed: 11-24-00
P.O. Box 60 Fort Wayne IN 46801 Unit# 1
2. Plant: D.C.Cook Nuclear Power Plant Job Order# C0203301-02
One Cook Place, Bridgman, MI 49106 Component# 1-TK-85
3. Work Performed by: AEP/D.C. COOK Maintenance Department
4. Identification of System: LDES
5. (a) Applicable Construction Code: ANSI B31.1, 1983 Ed. NO Add., Code Case:
 (b) Applicable Edition of Section XI Utilized for Repairs or Replacements: 1989, No Addenda
6. **Identification of Components Repaired or Replaced and Replacement Components**

Name of Component	ASME,ASTM or AISI designation:	Name of Manufacture	Material Identification: M&E# ASP# P.O.#	Year built	Repaired Or Replaced	ASME Code Stamped Yes/No
1-TK-85						
BOLTS (12)	ASME: SA-193 GR B7	N/A	TEMP M&E# 00-022115 ASP# 25070 P.O# 10560	N/A	REPLACED	NO
WASHER (12)	ASTM# F-436-93	N/A	M&E# 30-212690 ASP# 20515	N/A	REPLACED	NO
NUT (12)	ASME# SA-194 GR-2H	N/A	M&E# 30-211880 ASP# 20841	N/A	REPLACED	NO

7. Hydrostatic NA Pneumatic NA Nomial Operating Pressure N/ANDE:

Pressure: psi Test Temperature F.

322-563

Description of Work: The manway cover was removed and new bolts, nuts and washers were installed..

Job Order/File: C0203301-02 **ISI CLASS** 2

CERTIFICATE OF COMPLIANCE

We certify that the statements made in the report are correct and this repair and/or replacement conforms to the rules of the ASME Code, Section XI repair or replacement.

Type Code Symbol Stamp NA

Certificate of Authorization No. NA Expiration Date NA

Signed: Dewayne Timmons Maint. Welding Supervisor Date 1-02-01
Owner or Owner's Designee, Title

CERTIFICATE OF INSERVICE INSPECTION

I, the undersigned, holding a valid commission issued by the National Board of Boiler Pressure Vessel Inspectors and the State of Providence of Michigan and employed by FMIC OF JOHNSTON RI.

have inspected the components described in this Owner's Report during the period 12/30/00 to 1-03-01, and state that to the best of my knowledge and belief, the Owner has performed examinations and taken corrective measures described in this Owner's Report in accordance with the requirements of the ASME Code, Section XI

By signing this certificate neither the Inspector nor his employer makes any warranty, expressed or implied, concerning the examinations and corrective measures described in this Owner's Report. Furthermore, neither the Inspector nor his employer shall be liable in any manner for any personal injury or property damage or of loss of any kind arising from or connected with this inspection.

M.P. Mulvaney Commissions Michigan, EOD, NBI
Inspector's Signature National Board, State, Province, Endorsements

Date: Jan 3 10 2001

323-563

FORM NIS-2 OWNER'S REPORT FOR REPAIRS OR REPLACEMENTS
As Required by the Provisions of the ASME Code Section XI

- Owner AMERICAN ELECTRIC POWER COMPANY
Name
P.O. Box 60 Fort Wayne, IN 46801
Address
2. Plant D.C. COOK NUCLEAR POWER PLANT
Name
One Cook Place, Bridgman, MI 49106
Address
3. Work Performed by Installation Services
Name
Same as #2
Address
- Date January 16, 2001
Sheet 1 of 3
Unit # 1
C203602-13
Repair Org. P.O. No., Job No., etc
Type Code Symbol Stamp N/A
Authorization No. N/A
Expiration Date N/A
4. Identification of System Boron Injection ASME CODE CLASS 1
5. (a) Applicable Const. Code ANSI B31.1 19 83Ed., N/A Add. N416-1 Code Case
(b) Applicable Edition of Section XI Utilized for Repairs or Replacements 1989
6. Identification of Components Repaired or Replaced and Replacement Components

Name of Component	Name of Manufacturer	Manuf. Serial No.	Nat. Board No.	Other Identification	Year Built	Repaired Replaced or Replacement	ASME Code Stamped (Yes or No)
1-SI-141-L1 1-1/2 6000# Coupling SW	M&E# 30-017244	ASP# 21714	N/A	SA182 Grade F304	N/A	Replace- ment	No
1-1/2 Globe Valve 1500# SW	Temp M&E# 00-021427	ASP# 24036	N/A	SA182 Grade F316	N/A	Replace- ment	No
1-1/2 Sch 160 Pipe	M&E# 30-016811	ASP# 2985	N/A	SA376 Grade TP304	N/A	Replace- ment	No
1/2 Sch 160 Pipe	M&E# 30-016807	ASP# 21866	N/A	SA376 Grade TP304	N/A	Replace- ment	No
1/2 6000# Pipe Cap	M&E# 30-017230	ASP# 1127	N/A	SA182 Grade F304	N/A	Replace- ment	No
1-1/2 Orifice Flange	Temp M&E# 00-022082	ASP# 24348	N/A	A182-98A Grade F316	N/A	Replace- ment	No
1/2 Pipe Plug SW	M&E# 30-017304	ASP# 11461	N/A	SA182 Grade F304	N/A	Replace- ment	No
1" All Thread Rod	M&E# 30-212309	ASP# 20987	N/A	SA453 Grade 660	N/A	Replace- ment	No
1" Heavy Hex Nut	M&E# 30-212120	ASP# 17651	N/A	SA194 Grade 8F	N/A	Replace- ment	No
1-1/2 x 1/4 Orifice Plate	Temp M&E# 00-022089	ASP# 24010	N/A	A240-99A Grade T316	N/A	Replace- ment	No

7. Description of work Install Valve 1-SI-141-L1, Piping, Orifice Flange and Orifice per 1-DCP-535

8. Test Conducted: Hydrostatic ☐ Pneumatic ☐ Nominal Operating Pressure ☒
N/A ☐ Other ☐ Pressure N/A psi Test Temp. N/A °F

NOTE: Supplemental sheets in form of lists, sketches, or drawings may be used, provided (1) size is 8-1/2 in. x 11 in., (2) information in items 1 through 6 on this report is included on each sheet, and (3) each sheet is numbered and the number of sheets is recorded at the top of this form.

324-563

FORM NIS-2 OWNER'S REPORT FOR REPAIRS OR REPLACEMENTS

As Required by the Provisions of the ASME Code Section XI

Owner AMERICAN ELECTRIC POWER COMPANY
NameP.O. Box 60 Fort Wayne, IN 46801
AddressDate January 16, 2001Sheet 2 of 32. Plant D.C. COOK NUCLEAR POWER PLANT
NameOne Cook Place, Bridgman, MI 49106
AddressUnit # 1C203602-133. Work Performed by Installation Services
NameSame as #2

Repair Org. P.O. No., Job No., etc

Type Code Symbol Stamp N/AAuthorization No. N/AExpiration Date N/A

Address

4. Identification of System Boron Injection ASME CODE CLASS 1
5. (a) Applicable Const. Code ANSI B31.1 19 83Ed., N/A Add. N416-1 Code Case
- (b) Applicable Edition of Section XI Utilized for Repairs or Replacements 1989
6. Identification of Components Repaired or Replaced and Replacement Components

Name of Component	Name of Manufacturer	Manuf. Serial No.	Nat. Board No.	Other Identification	Year Built	Repaired Replaced or Replacement	ASME Code Stamped (Yes or No)
Restricting Orifice 2" SW	Temp M&E# 00-022057	ASP# 24304	N/A	SA 479 Grade TP316	N/A	Replacement	No

325-563

FORM NIS-2 OWNER'S REPORT FOR REPAIRS OR REPLACEMENTS

As Required by the Provisions of the ASME Code Section XI

9. Remarks

Fit Up and Final VT and Final PT

Applicable Manufacturer's Data Reports to be attached

Ref. JO: C203602-13

Design Change: 1-DCP-535


Repair/Replacement Plan: C203602-13 ISI Class 1

CERTIFICATE OF COMPLIANCE

We certify that the statements made in the report are correct and this
REPLACEMENT conforms to the rules of the ASME Code, Section XI.
 Repair or replacement

Type Code Symbol Stamp N/ACertificate of Authorization No. N/A Expiration Date N/A

Signed



Owner or Owner's Designee, Title

Date 1-23-01, 20 01

CERTIFICATE OF INSERVICE INSPECTION

I, the undersigned, holding a valid commission issued by the National Board of Boiler And Pressure Vessel Inspectors and the State or Province of Michigan and employed by FACTORY MUTUAL INSURANCE Co. of Johnston, R.I. 02919 Have inspected the components described in this Owner's Report during the period 9-12-00 to 1-23-01, and state that to the best of my knowledge and belief, the Owner has performed examinations and taken corrective measures described in this Owner's Report in accordance with the requirements of the ASME Code, Section XI.

By signing this certificate neither the Inspector nor his employer makes any Warranty, expressed or implied, concerning the examinations and corrective measures Described in this Owner's Report. Furthermore, neither the Inspector nor his Employer shall be liable in any manner for any personal injury or property damage or a loss of any kind arising from or connected with this inspection.



Inspector's Signature

Commissions

MICHIGAN, ENDNFI

National Board, State, Province, Endorsements

Date JAN 23 20 01

326-563

FORM NIS-2 OWNER'S REPORT FOR REPAIRS OR REPLACEMENTS

As Required by the Provisions of the ASME Code Section XI

Owner AMERICAN ELECTRIC POWER COMPANYDate January 16, 2001

Name

P.O. Box 60 Fort Wayne, IN 46801Sheet 1 of 2

Address

2. Plant D.C. COOK NUCLEAR POWER PLANTUnit # 1

Name

One Cook Place, Bridgman, MI 49106C203602-14

Address

Repair Org. P.O. No., Job No., etc

Type Code Symbol Stamp N/A3. Work Performed by Installation ServicesAuthorization No. N/A

Name

Same as #2Expiration Date N/A

Address

4. Identification of System Boron InjectionASME CODE CLASS 15. (a) Applicable Const. Code ANSI B31.1 19 83Ed., N/A Add. N416-1 Code Case(b) Applicable Edition of Section XI Utilized for Repairs or Replacements 1989

6. Identification of Components Repaired or Replaced and Replacement Components

Name of Component	Name of Manufacturer	Manuf. Serial No.	Nat. Board No.	Other Identification	Year Built	Repaired Replaced or Replacement	ASME Code Stamped (Yes or No)
1-SI-141-L2 1-1/2 6000# Coupling SW	M&E# 30-017244	ASP# 21714	N/A	SA182 Grade F304	N/A	Replace- ment	No
1-1/2 Globe Valve 1500# SW	Temp M&E# 00-021427	ASP# 24036	N/A	SA182 Grade F316	N/A	Replace- ment	No
1-1/2 Sch 160 Pipe	M&E# 30-016811	ASP# 2985	N/A	SA376 Grade TP304	N/A	Replace- ment	No
1/2 Sch 160 Pipe	M&E# 30-016807	ASP# 21866	N/A	SA376 Grade TP304	N/A	Replace- ment	No
1/2 6000# Pipe Cap	M&E# 30-017230	ASP# 1127	N/A	SA182 Grade F304	N/A	Replace- ment	No
1-1/2 Orifice Flange	Temp M&E# 00-022082	ASP# 24348	N/A	A182-98A Grade F316	N/A	Replace- ment	No
1/2 Pipe Plug SW	M&E# 30-017304	ASP# 11461	N/A	SA182 Grade F304	N/A	Replace- ment	No
1" All Thread Rod	M&E# 30-212309	ASP# 20987	N/A	SA453 Grade 660	N/A	Replace- ment	No
1" Heavy Hex Nut	M&E# 30-212120	ASP# 17651	N/A	SA194 Grade 8F	N/A	Replace- ment	No
1" Heavy Hex Nut	M&E# 30-212120	ASP# 22655	N/A	SA194 Grade 8F	N/A	Replace- ment	No

7. Description of work Install Valve 1-SI-141-L2, Piping, Orifice Flange and Orifice per 1-DCP-5358. Test Conducted: Hydrostatic ☐ Pneumatic ☐ Nominal Operating Pressure ☒
N/A ☐ Other ☐ Pressure N/A psi Test Temp. N/A °F

NOTE: Supplemental sheets in form of lists, sketches, or drawings may be used, provided (1) size is 8-1/2 in. x 11 in., (2) information in items 1 through 6 on this report is included on each sheet, and (3) each sheet is numbered and the number of sheets is recorded at the top of this form.

FORM NIS-2 OWNER'S REPORT FOR REPAIRS OR REPLACEMENTS
As Required by the Provisions of the ASME Code Section XI

327-563

FORM NIS-2 (Back)

Page 2 of 2

9. Remarks Fit Up and Final VT and Final PT VT-2
Applicable Manufacturer's Data Reports to be attached

Ref. JO: C203602-14 Design Change: 1-DCP-535

Repair/Replacement Plan: C203602-14 ISI Class 1

CERTIFICATE OF COMPLIANCE

We certify that the statements made in the report are correct and this
REPLACEMENT conforms to the rules of the ASME Code, Section XI.
Repair or replacement

Type Code Symbol Stamp N/A

Certificate of Authorization No. N/A Expiration Date N/A

Signed *Douglas Thomas* Date 1-24-01, 20 01
Owner or Owner's Designee, Title

CERTIFICATE OF INSERVICE INSPECTION

I, the undersigned, holding a valid commission issued by the National Board of Boiler And Pressure Vessel Inspectors and the State or Province of Michigan and employed by FACTORY MUTUAL INSURANCE Co. of Johnston, R.I. 02919 Have inspected the components described in this Owner's Report during the period 7-12-00 to 1-26-01, and state that to the best of my knowledge and belief, the Owner has performed examinations and taken corrective measures described in this Owner's Report in accordance with the requirements of the ASME Code, Section XI.

By signing this certificate neither the Inspector nor his employer makes any Warranty, expressed or implied, concerning the examinations and corrective measures Described in this Owner's Report. Furthermore, neither the Inspector nor his Employer shall be liable in any manner for any personal injury or property damage or a loss of any kind arising from or connected with this inspection.

MR Montemayor Commissions Mich 0055, END N.E.I
Inspector's Signature National Board, State, Province, Endorsements

Date Jan 26 20 01

FORM NIS-2 OWNER'S REPORT FOR REPAIRS OR REPLACEMENTS

As Required by the Provisions of the ASME Code Section XI

328-563

Owner AMERICAN ELECTRIC POWER COMPANY
Name

P.O. Box 60 Fort Wayne, IN 46801
Address

Date January 16, 2001

Sheet 1 of 3

2. Plant D.C. COOK NUCLEAR POWER PLANT
Name

One Cook Place, Bridgman, MI 49106
Address

Unit # 1

C203602-15

3. Work Performed by Installation Services
Name

Same as #2

Repair Org. P.O. No., Job No., etc

Type Code Symbol Stamp N/A

Authorization No. N/A

Expiration Date N/A

4. Identification of System Boron Injection

ASME CODE CLASS 1

5. (a) Applicable Const. Code ANSI B31.1 19 83Ed., N/A Add. N416-1 Code Case

(b) Applicable Edition of Section XI Utilized for Repairs or Replacements 1989

6. Identification of Components Repaired or Replaced and Replacement Components

Name of Component	Name of Manufacturer	Manuf. Serial No.	Nat. Board No.	Other Identification	Year Built	Repaired Replaced or Replacement	ASME Code Stamped (Yes or No)
1-SI-141-L3 1-1/2 6000# Elbow 90 Deg SW	M&E# 30-017263	ASP# 23818	N/A	SA182 Grade F304	N/A	Replace- ment	No
1-1/2 Globe Valve 1500# 3W	Temp M&E# 00-021427	ASP# 24036	N/A	SA182 Grade F316	N/A	Replace- ment	No
1-1/2 Sch 160 Pipe	M&E# 30-016811	ASP# 2985	N/A	SA376 Grade TP304	N/A	Replace- ment	No
1/2 6000# Pipe Cap	M&E# 30-017230	ASP# 1127	N/A	SA182 Grade F304	N/A	Replace- ment	No
1-1/2 Orifice Flange	Temp M&E# 00-022082	ASP# 24348	N/A	A182-98A Grade F316	N/A	Replace- ment	No
1/2 Pipe Plug SW	M&E# 30-017304	ASP# 11461	N/A	SA182 Grade F304	N/A	Replace- ment	No
1" All Thread Rod	M&E# 30-212309	ASP# 20987	N/A	SA453 Grade 660	N/A	Replace- ment	No
1" Heavy Hex Nut	M&E# 30-212120	ASP# 17651	N/A	SA194 Grade 8F	N/A	Replace- ment	No
1-1/2 x 1/4 Orifice Plate	Temp M&E# 00-022089	ASP# 24010	N/A	A240-94A Grade T316	N/A	Replace- ment	No

7. Description of work Install Valve 1-SI-141-L3, Piping, Orifice Flange and Orifice per 1-DCP-535

8. Test Conducted: Hydrostatic ☐ Pneumatic ☐ Nominal Operating Pressure ☒
N/A ☐ Other ☐ Pressure N/A psi Test Temp. N/A °F

NOTE: Supplemental sheets in form of lists, sketches, or drawings may be used, provided (1) size is 8-1/2 in. x 11 in., (2) information in items 1 through 6 on this report is included on each sheet, and (3) each sheet is numbered and the number of sheets is recorded at the top of this form.

As Required by the Provisions of the ASME Code Section XI

329-563

Date January 16, 2001

Sheet 2 of 3

Unit # 1

C203602-15

Repair Org. P.O. No., Job No., etc

Type	Code	Symbol	Stamp	N/A

Authorization No. N/A

Expiration Date N/A

Address

4. Identification of System Boron Injection ASME CODE CLASS 1

5.	(a)	Applicable Const. Code	ANSI B31.1	19	83Ed.,	N/A	Add. N416-1	Code Case
----	-----	------------------------	------------	----	--------	-----	-------------	-----------

(b) Applicable Edition of Section XI Utilized for Repairs or Replacements 1989

6. Identification of Components Repaired or Replaced and Replacement Components

[illegible]

FORM NIS-2 OWNER'S REPORT FOR REPAIRS OR REPLACEMENTS

As Required by the Provisions of the ASME Code Section XI

FORM NIS-2 (Back)

Page 3 of 3

330-563

Remarks Fit Up and Final VT and Final PT Final RT on Butt Welds
Applicable Manufacturer's Data Reports to be attached

Ref. JO: C203602-13 ^{15 Rev 3/14/01} Design Change: 1-DCP-535

Repair/Replacement Plan: C203602-13 ^{15 Rev 3/14/01} ISI Class 1

CERTIFICATE OF COMPLIANCE

We certify that the statements made in the report are correct and this
REPLACEMENT conforms to the rules of the ASME Code, Section XI.
 Repair or replacement

Type Code Symbol Stamp N/A

Certificate of Authorization No. N/A Expiration Date N/A

Signed Dwayne Timmons Date 1-24-01, 20 01
 Owner or Owner's Designee, Title

CERTIFICATE OF INSERVICE INSPECTION

I, the undersigned, holding a valid commission issued by the National Board of Boiler And Pressure Vessel Inspectors and the State or Province of Michigan and employed by FACTORY MUTUAL INSURANCE Co. of Johnston, R.I. 02919
 Have inspected the components described in this Owner's Report during the period 9/12/00 to 1/29/01, and state that to the best of my knowledge and belief, the Owner has performed examinations and taken corrective measures described in this Owner's Report in accordance with the requirements of the ASME Code, Section XI.

By signing this certificate neither the Inspector nor his employer makes any Warranty, expressed or implied, concerning the examinations and corrective measures Described in this Owner's Report. Furthermore, neither the Inspector nor his Employer shall be liable in any manner for any personal injury or property damage or a loss of any kind arising from or connected with this inspection.

[Signature] Commissions MICHOSS. ENDRIF
 Inspector's Signature National Board, State, Province, Endorsements

Date Jan 29 20 01

FORM NIS-2 OWNER'S REPORT FOR REPAIRS OR REPLACEMENTS
As Required by the Provisions for the ASME Code Section XI

331-563

1. Owner: AMERICAN ELECTRIC POWER Date Performed 02-26-00
P.O. Box 60 Fort Wayne IN 46801 Unit# 1
2. Plant: D.C. Cook Nuclear Power Plant Job Order# C0203602-16
One Cook Place, Bridgman, MI 49106 Component# 1-SI-141-L4
3. Work Performed by: AEP/D.C. COOK Maintenance Department
4. Identification of System: BORON INJECTION
5. (a) Applicable Construction Code: ANSI B31.1, 1983 Ed. NO Add. Code Case: N-416-1
 (b) Applicable Edition of Section XI Utilized for Repairs or Replacements: 1989, No Addenda
6. Identification of Components Repaired or Replaced and Replacement Components

Name of Component	ASME, ASTM or AISI designation:	Name of Manufacture	Material Identification: M&E# ASP# P.O.#	Year built	Repaired Or Replaced	ASME Code Stamped Yes/No
1-SI-141-L4						
1" NUTS	ASME# SA-194 GR-8F HEAVY	N/A	M&E# 30-212120 ASP# 17651	N/A	REPLACED	NO
1 1/2" GLOBE VALVE	ASME# SA-182 GR-F-316 Y TYPE	VOGT	TEMP#00-021427 ASP# 24036 PO#9167	N/A	REPLACED	NO
BARREL ORIFICE (160)	ASME# SA-479 GR-F-316	N/A	TEMP# 00-022056 ASP# 24304 PO#97401	N/A	REPLACED	NO
1 1/2" ORIFICE FLANGE	ASME# A-182-98 GR-F-316	N/A	TEMP# 00-022082 ASP# 24348 PO#10198	N/A	REPLACED	NO

7. Hydrostatic NA Pneumatic NA Nomial Operating Pressure N/ANDE: PT/RT

Pressure: psi VT-2 Test Temperature F.

332-563

FORM NIS-2 OWNER'S REPORT FOR REPAIRS OR REPLACEMENTS
As Required by the Provisions for the ASME Code Section XI

1. Owner: AMERICAN ELECTRIC POWER Date Performed: 02-26-00
P.O. Box 60 Fort Wayne IN 46801 Unit# 1
2. Plant: D.C.Cook Nuclear Power Plant Job Order# C0203602-16
One Cook Place, Bridgman, MI 49106 Component# 1-SI-141-L4
3. Work Performed by: AEP/D.C. COOK Maintenance Department
4. Identification of System: BORON INJECTION
5. (a) Applicable Construction Code: ANSI B31.1, 1983 Ed. NO Add., Code Case: N-416-1
(b) Applicable Edition of Section XI Utilized for Repairs or Replacements: 1989, No Addenda
6. Identification of Components Repaired or Replaced and Replacement Components

Name of Component	ASME,ASTM or AISI designation:	Name of Manufacture	Material Identification: M&E# ASP# P.O.#	Year built	Repaired Or Replaced	ASME Code Stamped Yes/No
1-SI-141-L4						
½" PIPE SCH 160	ASME # SA-376 GR-TP-304	N/A	M&E3 30-016807 ASP# 21866	N/A	REPLACED	NO
1 1/2" COUPLING	ASME# SA-182 GR—F-304	N/A	M&E# 30-017244 ASP# 21714	N/A	REPLACED	NO
PIPE CAP ½" #6000	ASME# SA-182 GR-F-304	N/A	M&E# 30-017230 ASP# 24376	N/A	REPLACED	NO
½" PLUG	ASME# SA-182 GR-F-304	N/A	M&E# 30-017304 ASP# 11461	N/A	REPLACED	NO
ROD 1"	ASME# SA-453 GR-660 CLASS A	N/A	M&E# 30-212309 ASP# 20987	N/A	REPLACED	NO

FORM NIS-2 OWNER'S REPORT FOR REPAIRS OR REPLACEMENTS
As Required by the Provisions for the ASME Code Section XI

1. Owner: AMERICAN ELECTRIC POWER Date Performed: 02-26-00
P.O. Box 60 Fort Wayne IN 46801 Unit# 1
2. Plant: D.C.Cook Nuclear Power Plant Job Order# C0203602-16
One Cook Place, Bridgman, MI 49106 Component# 1-SI-141-L4
3. Work Performed by: AEP/D.C. COOK Maintenance Department
4. Identification of System: BORON INJECTION
5. (a) Applicable Construction Code: ANSI-B31.1-1983 Ed. NO Add., Code Case: N-416-1
 (b) Applicable Edition of Section XI Utilized for Repairs or Replacements: 1989, No Addenda
6. **Identification of Components Repaired or Replaced and Replacement Components**

Name of Component	ASME,ASTM or AISI designation:	Name of Manufacture	Material Identification: M&E# ASP# P.O.#	Year built	Repaired Or Replaced	ASME Code Stamped Yes/No
1-SI-141-L4						
1/4"ORIFICE PLATE	ASME#A-240-99A GR-TP-316	N/A	TEMP#00-022089 ASP# 24010 PO#10406	N/A	REPLACED	NO
1 1/2" PIPE SCH 160	ASME# SA-182 GR- F-304	N/A	M&E# 30-016811 ASP# 2985	N/A	REPLACED	NO

7. Hydrostatic NA Pneumatic N/A Nominal Operating Pressure PT /RT
 NDE: VT-2 Pressure: psi Test Temperature F.

334-563

Description of work: A NEW VALVE ,ORIFICE,PIPE FITTINGS, STUDS AND BOLTS
WERE USED IN THE INSTALATION OF 1-SI-141-L4 .A VT-2 & PT /RT EXAM WAS
DONE .

Job Order/File C0203602-16 ISI Class 1

CERTIFICATE OF COMPLIANCE

We certify that the statements made in the report are correct and this repair and/or replacement conforms to the rules of the ASME Code, Section XI repair or replacement.

Type Code Symbol Stamp NA

Certificate of Authorization No. NA Expiration Date NA

Signed: Dewayne Timmons, welding supervisor Date 3-12-01
Owner or Owner's Designee, Title

CERTIFICATE OF INSERVICE INSPECTION

I, the undersigned, holding a valid commission issued by the National Board of Boiler Pressure Vessel Inspectors and the State of Providence of Michigan and employed by FMIC of Johnston R I.

have inspected the components described in this Owner's Report during the period 7-12-00 to 3-14-01, and state that to the best of my knowledge and belief, the Owner has performed examinations and taken corrective measures described in this Owner's Report in accordance with the requirements of the ASME Code, Section XI

By signing this certificate neither the Inspector nor his employer makes any warranty, expressed or implied, concerning the examinations and corrective measures described in this Owner's Report. Furthermore, neither the Inspector nor his employer shall be liable in any manner for any personal injury or property damage or of loss of any kind arising from or connected with this inspection.

MR. M. Timmons Commissions Mich 0055, END NFI
Inspector's Signature National Board, State, Province, Endorsements

Date: March 14 20 01

FORM NIS-2 OWNER'S REPORT FOR REPAIRS OR REPLACEMENTS

As Required by the Provisions of the ASME Code Section XI

Owner AMERICAN ELECTRIC POWER COMPANYDate January 16, 2001

Name

P.O. Box 60 Fort Wayne, IN 46801Sheet 1 of 2

Address

2. Plant D.C. COOK NUCLEAR POWER PLANTUnit # 1

Name

One Cook Place, Bridgman, MI 49106C203602-17

Address

3. Work Performed by Installation Services

Repair Org. P.O. No., Job No., etc

Type Code Symbol Stamp N/A

Name

Authorization No. N/ASame as #2Expiration Date N/A

Address

4. Identification of System Safety InjectionASME CODE CLASS 25. (a) Applicable Const. Code ANSI B31.1 19 83Ed., N/A Add. N416-1 Code Case(b) Applicable Edition of Section XI Utilized for Repairs or Replacements 1989

6. Identification of Components Repaired or Replaced and Replacement Components

Name of Component	Name of Manufacturer	Manuf. Serial No.	Nat. Board No.	Other Identification	Year Built	Repaired Replaced or Replacement	ASME Code Stamped (Yes or No)
1-SI-121N 2" Sch 160 Pipe	M&E# 30-019310	ASP# 18542	N/A	SA376 Grade TP304	N/A	Replace- ment	No
4" 90 Degree Elbow SW	M&E# 30-017265	ASP# 11597	N/A	SA182 Grade F304	N/A	Replace- ment	No
1500# Globe Valve SW	Temp M&E# 00-021427	ASP# 24036	N/A	SA182 Grade F316	N/A	Replace- ment	No
4 x 2 Concentric Reducer Sch 120 BW	Temp M&E# 00-021402	ASP# 23890	N/A	SA 403 Grade WP316	N/A	Replace- ment	No
2" Coupling 6000# SW	M&E# 30-017245	ASP# 7539	N/A	SA182 Grade F304	N/A	Replace- ment	No
Restricting Orifice 2" SW	Temp M&E# 00-022057	ASP# 24304	N/A	SA 479 Grade TP316	N/A	Replace- ment	No

7. Description of work Install Valve 1-SI-121N, Piping, and Reducing Orifice per 1-DCP-5358. Test Conducted: Hydrostatic ☐ Pneumatic ☐ Nominal Operating Pressure ☒
N/A ☐ Other ☐ Pressure N/A psi Test Temp. N/A °F

NOTE: Supplemental sheets in form of lists, sketches, or drawings may be used, provided (1) size is 8-1/2 in. x 11 in., (2) information in items 1 through 6 on this report is included on each sheet, and (3) each sheet is numbered and the number of sheets is recorded at the top of this form.

FORM NIS-2 OWNER'S REPORT FOR REPAIRS OR REPLACEMENTS

As Required by the Provisions of the ASME Code Section XI

336-563

FORM NIS-2 (Back)

Page 2 of 2

9. Remarks Fit Up and Final VT and Final PT Final RT on Butt Welds-
Applicable Manufacturer's Data Reports to be attached

Ref. JO: C203602-17

Design Change: 1-DCP-535

Repair/Replacement Plan: C203602-17 ISI Class 2

CERTIFICATE OF COMPLIANCE

We certify that the statements made in the report are correct and this
REPLACEMENT conforms to the rules of the ASME Code, Section XI.
Repair or replacement

Type Code Symbol Stamp N/A

Certificate of Authorization No. N/A Expiration Date N/A

Signed *[Signature]* Date 2-26- 20 01
Owner or Owner's Designee, Title

CERTIFICATE OF INSERVICE INSPECTION

I, the undersigned, holding a valid commission issued by the National Board of Boiler And Pressure Vessel Inspectors and the State or Province of Michigan and employed by FACTORY MUTUAL INSURANCE Co. of Johnston, R.I. 02919 Have inspected the components described in this Owner's Report during the period 9-21-00 to 2-28-01, and state that to the best of my knowledge and belief, the Owner has performed examinations and taken corrective measures described in this Owner's Report in accordance with the requirements of the ASME Code, Section XI.

By signing this certificate neither the Inspector nor his employer makes any Warranty, expressed or implied, concerning the examinations and corrective measures Described in this Owner's Report. Furthermore, neither the Inspector nor his Employer shall be liable in any manner for any personal injury or property damage or a loss of any kind arising from or connected with this inspection.

[Signature] Commissions Michigan, END NET
Inspector's Signature National Board, State, Province, Endorsements

Date Feb 28 20 01

FORM NIS-2 OWNER'S REPORT FOR REPAIRS OR REPLACEMENTS

As Required by the Provisions of the ASME Code Section XI

337-563

Owner AMERICAN ELECTRIC POWER COMPANY

Date January 16, 2001

Name

P.O. Box 60 Fort Wayne, IN 46801

Sheet 1 of 3

Address

2. Plant D.C. COOK NUCLEAR POWER PLANT

Unit # 1

Name

One Cook Place, Bridgman, MI 49106

C203602-18

Address

3. Work Performed by Installation Services

Repair Org. P.O. No., Job No., etc

Type Code Symbol Stamp N/A

Name

Authorization No. N/A

Same as #2

Expiration Date N/A

Address

4. Identification of System Safety Injection

ASME CODE CLASS 2

5. (a) Applicable Const. Code ANSI B31.1 19 83Ed., N/A Add. N416-1 Code Case

(b) Applicable Edition of Section XI Utilized for Repairs or Replacements 1989

6. Identification of Components Repaired or Replaced and Replacement Components

Name of Component	Name of Manufacturer	Manuf. Serial No.	Nat. Board No.	Other Identification	Year Built	Repaired Replaced or Replacement	ASME Code Stamped (Yes or No)
1-SI-121S 2" Sch 160 Pipe	M&E# 30-019310	ASP# 18542	N/A	SA376 Grade TP304	N/A	Replace- ment	No
4" SCH 120 Pipe	M&E# 30-019223	ASP# 1093	N/A	SA376 Grade TP316	N/A	Replace- ment	No
4" 45 Degree Elbow Sch 120 BW	M&E# 30-019439	ASP# 677	N/A	SA403 Grade WP-S-316	N/A	Replace- ment	No
4" 90 Degree Elbow Sch 120 BW	M&E# 30-019439	ASP# 677	N/A	SA403 Grade WP-S-316	N/A	Replace- ment	No
4 x 2 Concentric Reducer Sch 120 BW	Temp M&E# 00-021402	ASP# 23890	N/A	SA 403 Grade WP316	N/A	Replace- ment	No
4 x 1 Soclolet 6000#	Temp M&E# 00-021400	ASP# 23890	N/A	SA 182 Grade F304	N/A	Replace- ment	No
2" Coupling 6000# SW	M&E# 30-017245	ASP# 7539	N/A	SA182 Grade F304	N/A	Replace- ment	No
2" 1500# Globe Valve SW	Temp M&E# 00-021427	ASP# 24036	N/A	SA182 Grade F316	N/A	Replace- ment	No

7. Description of work Install Valve 1-SI-121S, Piping, and Reducing Orifice per 1-DCP-535

8. Test Conducted: Hydrostatic ☐ Pneumatic ☐ Nominal Operating Pressure ☒
N/A ☐ Other ☐ Pressure N/A psi Test Temp. N/A °F

FE: Supplemental sheets in form of lists, sketches, or drawings may be used, provided (1) size is 8-1/2 in. x 11 in., (2) information in items 1 through 6 on this report is included on each sheet, and (3) each sheet is numbered and the number of sheets is recorded at the top of this form.

As Required by the Provisions of the ASME Code Section XI

[illegible]

As Required by the Provisions of the ASME Code Section XI

339-563

Page 3 of 3

Design Change: 1-DCP-535

Repair/Replacement Plan: C203602-18 ISI Class 2

Certificate of Authorization No. N/A Expiration Date N/A

Signed DEBORAH THOMPSON, Deborah Thompson Date 1-24-01, 2001
Owner or Owner's Designer, Title

M. R. Minterbaugh Commissions Mich 0055, EN & N & I
Inspector's Signature National Board, State, Province, Endorsements

Date Feb 2 20 01

FORM NIS-2 OWNER'S REPORT FOR REPAIRS OR REPLACEMENTS

As Required by the Provisions of the ASME Code Section XI

340-563

1. Owner AMERICAN ELECTRIC POWER COMPANY
Name
P.O. Box 60 Fort Wayne, IN 46801
Address
2. Plant D.C. COOK NUCLEAR POWER PLANT
Name
One Cook Place, Bridgman, MI 49106
Address
3. Work Performed by Installation Services
Name
Same as #2
Address

Date January 26, 2001
Sheet 1 of 3
Unit # 1
C203602-30
Repair Org. P.O. No., Job No., etc
Type Code Symbol Stamp N/A
Authorization No. N/A
Expiration Date N/A

4. Identification of System Safety Injection ASME CODE CLASS 1
5. (a) Applicable Const. Code B31.1 19 83Ed., N/A Add. N/A Code Case
(b) Applicable Edition of Section XI Utilized for Repairs or Replacements 1989
6. Identification of Components Repaired or Replaced and Replacement Components

Name of Component	Name of Manufacturer	Manuf. Serial No.	Nat. Board No.	Other Identification	Year Built	Repaired Replaced or Replacement	ASME Code Stamped (Yes or No)
1-ASI-R-5314 3 x 3 x 1/4 Angle	M&E# 30-153016	ASP# 20766	N/A	A 36 1991	N/A	Replace- ment	No
3/8 Plate	M&E# 30-153204	ASP# 22442	N/A	A 36 1991	N/A	Replace- ment	No
1-ASI-R-5316 x 2 x 1/4 Tube Steel	Temp M&E# 00-020833	ASP# 23225	N/A		N/A	Replace- ment	No
3 x 3 x 1/4 Tube Steel	M&E# 30-150169	ASP# 22500	N/A	A500 Grade B 1990	N/A	Replace- ment	No
1/2 Plate	M&E# 30-153206	ASP# 23162	N/A	A 36 1990	N/A	Replace- ment	No
3/8 Plate	M&E# 30-153204	ASP# 22442	N/A	A 36 1991	N/A	Replace- ment	No
2 x 2 x 3/8 Angle	M&E# 30-153030	ASP# 22845	N/A	A 36 1990	N/A	Replace- ment	No
1/4 x 4 Flat Bar	M&E# 30-153162	ASP# 23052	N/A	A470 1990 Grade 304	N/A	Replace- ment	No
Hilti Bolt 1/2 x 7	M&E# 30-046271	ASP# 23916	N/A	KBII 12-7	N/A	Replace- ment	No
1/4 x 2-1/2 Flat Bar	M&E# 30-153128	ASP# 23348	N/A	A36 1990	N/A	Replace- ment	No

7. Description of work Install Piping Supports in accordance with 1-DCP-535
8. Test Conducted: Hydrostatic ☐ Pneumatic ☐ Nominal Operating Pressure ☐
N/A ☒ Other ☐ Pressure N/A psi Test Temp. N/A °F

NOTE: Supplemental sheets in form of lists, sketches, or drawings may be used, provided (1) size is 8-1/2 in. x 11 in., (2) information in items 1 through 6 on this report is included on each sheet, and (3) each sheet is numbered and the number of sheets is recorded at the top of this form.

FORM NIS-2 OWNER'S REPORT FOR REPAIRS OR REPLACEMENTS

As Required by the Provisions of the ASME Code Section XI

341-563

1. Owner AMERICAN ELECTRIC POWER COMPANY
Name

P.O. Box 60 Fort Wayne, IN 46801
Address

2. Plant D.C. COOK NUCLEAR POWER PLANT
Name

One Cook Place, Bridgman, MI 49106
Address

3. Work Performed by Installation Services
Name

Same as #2
Address

Date January 26, 2001

Sheet 2 of 3

Unit # 1

C203602-30

Repair Org. P.O. No., Job No., etc

Type Code Symbol Stamp N/A

Authorization No. N/A

Expiration Date N/A

4. Identification of System Safety Injection

ASME CODE CLASS 1

5. (a) Applicable Const. Code B31.1 19 83Ed., N/A Add. N/A Code Case

(b) Applicable Edition of Section XI Utilized for Repairs or Replacements 1989

6. Identification of Components Repaired or Replaced and Replacement Components

Name of Component	Name of Manufacturer	Manuf. Serial No.	Nat. Board No.	Other Identification	Year Built	Repaired Replaced or Replacement	ASME Code Stamped (Yes or No)
1-ASI-R-5317 3 x 3 x 1/4 Tube Steel	M&E# 30-150169	ASP# 22500	N/A	A500 Grade B 1990	N/A	Replace- ment	No
2 x 2 x 3/8 gle	M&E# 30-153030	ASP# 22845	N/A	A 36 1990	N/A	Replace- ment	No
1/2 Plate	M&E# 30-153206	ASP# 23162	N/A	A 36 1990	N/A	Replace- ment	No
1/4 x 4 Flat Bar	M&E# 30-153162	ASP# 23052	N/A	A470 1990 Grade 304	N/A	Replace- ment	No
Hilti Bolt 1/2 x 7	M&E# 30-046271	ASP# 23916	N/A	KBII 12-7	N/A	Replace- ment	No

FORM NIS-2 (Back)

342-563

Remarks Final VT Plus MT VT-3'
Applicable Manufacturer's Data Reports to be attached

Ref. JO: C203602-30 Design Change: 1-DCP-535

Repair/Replacement Plan: C203602-30 ISI Class 1

CERTIFICATE OF COMPLIANCE

We certify that the statements made in the report are correct and this
REPLACEMENT conforms to the rules of the ASME Code, Section XI.
Repair or replacement

Type Code Symbol Stamp N/A

Certificate of Authorization No. N/A Expiration Date N/A

Signed *William Timmons* MAINT Supv. Welding Date 2-23-01, 20 01
 Owner or Owner's Designee, Title

CERTIFICATE OF INSERVICE INSPECTION

I, the undersigned, holding a valid commission issued by the National Board of Boiler And Pressure Vessel Inspectors and the State or Province of Michigan and employed by FACTORY MUTUAL INSURANCE Co. of Johnston, R.I. 02919 Have inspected the components described in this Owner's Report during the period 10-3-00 to 3-2-01, and state that to the best of my knowledge and belief, the Owner has performed examinations and taken corrective measures described in this Owner's Report in accordance with the requirements of the ASME Code, Section XI.

By signing this certificate neither the Inspector nor his employer makes any Warranty, expressed or implied, concerning the examinations and corrective measures Described in this Owner's Report. Furthermore, neither the Inspector nor his Employer shall be liable in any manner for any personal injury or property damage or a loss of any kind arising from or connected with this inspection.

Mike Martyniuk Commissions Mich 0055, ENR N&I
 Inspector's Signature National Board, State, Province, Endorsements

Date March 2 20 01

FORM NIS-2 OWNER'S REPORT FOR REPAIRS OR REPLACEMENTS

As Required by the Provisions of the ASME Code Section XI

343-563

1. Owner AMERICAN ELECTRIC POWER COMPANY

Date January 25, 2001

Name

P.O. Box 60 Fort Wayne, IN 46801

Sheet 1 of 2

Address

2. Plant D.C. COOK NUCLEAR POWER PLANT

Unit # 1

Name

One Cook Place, Bridgman, MI 49106

C203602-36

Address

3. Work Performed by Installation Services

Repair Org. P.O. No., Job No., etc

Type Code Symbol Stamp N/A

Name

Authorization No. N/A

Same as #2

Expiration Date N/A

Address

4. Identification of System Safety Injection

ASME CODE CLASS 2

5. (a) Applicable Const. Code B31.1 19 83Ed., N/A Add. N416-1

Code Case

(b) Applicable Edition of Section XI Utilized for Repairs or Replacements 1989

6. Identification of Components Repaired or Replaced and Replacement Components

Name of Component	Name of Manufacturer	Manuf. Serial No.	Nat. Board No.	Other Identification	Year Built	Repaired Replaced or Replacement	ASME Code Stamped (Yes or No)
Trimming Orifice for 1-IFI-260							
4" Orifice Plate	Temp M&E# 00-022086	ASP# 24010	N/A	SA240 Grade TP316	N/A	Replacement	No
1-1/4 All Thread Rod	M&E# 30-212315	ASP# 18021	N/A	SA 453 Grade 660	N/A	Replacement	No
1-1/4 Heavy Hex Nut	M&E# 30-212142	ASP# 24328	N/A	SA 194 Grade 8F	N/A	Replacement	No

7. Description of work Install Trimming Orifice for 1-IFI-260 in accordance with 1-DCP-535

8. Test Conducted: Hydrostatic ☐ Pneumatic ☐ Nominal Operating Pressure ☒
N/A ☐ Other ☐ Pressure N/A psi Test Temp. N/A °F

NOTE: Supplemental sheets in form of lists, sketches, or drawings may be used, provided (1) size is 8-1/2 in. x 11 in., (2) information in items 1 through 6 on this report is included on each sheet, and (3) each sheet is numbered and the number of sheets is recorded at the top of this form.

344-563

FORM NIS-2 (Back)

Remarks

VT-2

Applicable Manufacturer's Data Reports to be attached

Ref. JO: C203602-36

Design Change: 1-DCP-535

Repair/Replacement Plan: C203602-36 ISI Class 2

CERTIFICATE OF COMPLIANCE

We certify that the statements made in the report are correct and this
REPLACEMENT conforms to the rules of the ASME Code, Section XI.
 Repair or replacement

Type Code Symbol Stamp N/ACertificate of Authorization No. N/A Expiration Date N/A

Signed

Devinne Thomas
Devinne Thomas *man. Supr. welding*
 Owner or Owner's Designee, Title

Date 2-3-, 20 01

CERTIFICATE OF INSERVICE INSPECTION

I, the undersigned, holding a valid commission issued by the National Board of Boiler And Pressure Vessel Inspectors and the State or Province of Michigan and employed by FACTORY MUTUAL INSURANCE Co. of Johnston, R.I. 02919 Have inspected the components described in this Owner's Report during the period 10-2-00 to 2-5-01, and state that to the best of my knowledge and belief, the Owner has performed examinations and taken corrective measures described in this Owner's Report in accordance with the requirements of the ASME Code, Section XI.

By signing this certificate neither the Inspector nor his employer makes any Warranty, expressed or implied, concerning the examinations and corrective measures Described in this Owner's Report. Furthermore, neither the Inspector nor his Employer shall be liable in any manner for any personal injury or property damage or a loss of any kind arising from or connected with this inspection.

Inspector's Signature

Commissions

MA Montanapaul Mich 0055, EN & NIT
 National Board, State, Province, Endorsements

Date Feb. 5 20 01

FORM NIS-2 OWNER'S REPORT FOR REPAIRS OR REPLACEMENTS

As Required by the Provisions of the ASME Code Section XI

345-563

- Owner AMERICAN ELECTRIC POWER COMPANY Date January 25, 2001
Name
P.O. Box 60 Fort Wayne, IN 46801 Sheet 1 of 2
Address
 2. Plant D.C. COOK NUCLEAR POWER PLANT Unit # 1
Name
One Cook Place, Bridgman, MI 49106 C203602-37
Address Repair Org. P.O. No., Job No., etc
 3. Work Performed by Installation Services Type Code Symbol Stamp N/A
Name Authorization No. N/A
Same as #2 Expiration Date N/A
Address
 4. Identification of System Safety Injection ASME CODE CLASS 2
 5. (a) Applicable Const. Code B31.1 19 83Ed., N/A Add. N416-1
Code Case
 (b) Applicable Edition of Section XI Utilized for Repairs or Replacements 1989
 6. Identification of Components Repaired or Replaced and Replacement Components

Name of Component	Name of Manufacturer	Manuf. Serial No.	Nat. Board No.	Other Identification	Year Built	Repaired Replaced or Replacement	ASME Code Stamped (Yes or No)
Trimming Orifice for 1-IFI-266							
4" Orifice Plate	Temp M&E# 00-022086	ASP# 24010	N/A	SA240 Grade TP316	N/A	Replacement	No
1-1/4 All Thread Rod	M&E# 30-212315	ASP# 18021	N/A	SA 453 Grade 660	N/A	Replacement	No
1-1/4 Heavy Hex Nut	M&E# 30-212142	ASP# 24328	N/A	SA 194 Grade 8F	N/A	Replacement	No

7. Description of work Install Trimming Orifice for 1-IFI-266 in accordance with 1-DCP-535

8. Test Conducted: Hydrostatic ☐ Pneumatic ☐ Nominal Operating Pressure ☒
 N/A ☐ Other ☐ Pressure N/A psi Test Temp. N/A °F

NOTE: Supplemental sheets in form of lists, sketches, or drawings may be used, provided (1) size is 8-1/2 in. x 11 in., (2) information in items 1 through 6 on this report is included on each sheet, and (3) each sheet is numbered and the number of sheets is recorded at the top of this form.

346-563

FORM NIS-2 (Back)

Remarks

VT-2

Applicable Manufacturer's Data Reports to be attached

Ref. JO: C203602-37

Design Change: 1-DCP-535

Repair/Replacement Plan: C203602-37 ISI Class 2

CERTIFICATE OF COMPLIANCE

We certify that the statements made in the report are correct and this
REPLACEMENT conforms to the rules of the ASME Code, Section XI.
 Repair or replacement

Type Code Symbol Stamp N/ACertificate of Authorization No. N/A Expiration Date N/A

Signed

DEBRA J. TIMMONS *man. vt. Supv welding*
 Owner or Owner's Designee, Title

Date

1-30-

, 20 01

CERTIFICATE OF INSERVICE INSPECTION

I, the undersigned, holding a valid commission issued by the National Board of Boiler And Pressure Vessel Inspectors and the State or Province of Michigan and employed by FACTORY MUTUAL INSURANCE Co. of Johnston, R.I. 02919 Have inspected the components described in this Owner's Report during the period 10-2-00 to 1-31-01, and state that to the best of my knowledge and belief, the Owner has performed examinations and taken corrective measures described in this Owner's Report in accordance with the requirements of the ASME Code, Section XI.

By signing this certificate neither the Inspector nor his employer makes any Warranty, expressed or implied, concerning the examinations and corrective measures Described in this Owner's Report. Furthermore, neither the Inspector nor his Employer shall be liable in any manner for any personal injury or property damage or a loss of any kind arising from or connected with this inspection.

Inspector's Signature

Commissions

MICH 0055, END N&I
 National Board, State, Province, Endorsements

Date

Jan 31

20 01

FORM NIS-2 OWNER'S REPORT FOR REPAIRS OR REPLACEMENTS

As Required by the Provisions of the ASME Code Section XI

347-563

- Owner AMERICAN ELECTRIC POWER COMPANY
Name
P.O. Box 60 Fort Wayne, IN 46801
Address
2. Plant D.C. COOK NUCLEAR POWER PLANT
Name
One Cook Place, Bridgman, MI 49106
Address
3. Work Performed by Installation Services
Name
Same as #2
Address
- Date January 25, 2001
Sheet 1 of 2
Unit # 1
C203602-38
Repair Org. P.O. No., Job No., etc
Type Code Symbol Stamp N/A
Authorization No. N/A
Expiration Date N/A
4. Identification of System Safety Injection ASME CODE CLASS 2
5. (a) Applicable Const. Code B31.1 19 83Ed., N/A Add. N/A
Code Case
- (b) Applicable Edition of Section XI Utilized for Repairs or Replacements 1989
6. Identification of Components Repaired or Replaced and Replacement Components

Name of Component	Name of Manufacturer	Manuf. Serial No.	Nat. Board No.	Other Identification	Year Built	Repaired Replaced or Replacement	ASME Code Stamped (Yes or No)
Support Channel for 1-IFI-260							
C6 x 10.5 Channel Iron	Temp M&E# 00-022083	ASP# 23863	N/A	A36-97a	N/A	Replacement	No

7. Description of work Install Channel Support for 1-IFI-260 in accordance with 1-DCP-535

8. Test Conducted: Hydrostatic ☐ Pneumatic ☐ Nominal Operating Pressure ☐
N/A ☒ Other ☐ Pressure N/A psi Test Temp. N/A °F

NOTE: Supplemental sheets in form of lists, sketches, or drawings may be used, provided (1) size is 8-1/2 in. x 11 in., (2) information in items 1 through 6 on this report is included on each sheet, and (3) each sheet is numbered and the number of sheets is recorded at the top of this form.

348-563

FORM NIS-2 (Back)

9. Remarks

Final VT Plus MT

Applicable Manufacturer's Data Reports to be attached

Ref. JO: C203602-38

Design Change: 1-DCP-535

Repair/Replacement Plan: C203602-38

ISI Class 2

CERTIFICATE OF COMPLIANCE

We certify that the statements made in the report are correct and this
REPLACEMENT conforms to the rules of the ASME Code/ Section XI.
 Repair or replacement

Type Code Symbol Stamp N/ACertificate of Authorization No. N/A Expiration Date N/A

Signed *Debra N. Timmons* Date 2-12-, 20 01
 Owner or Owner's Designee, Title

CERTIFICATE OF INSERVICE INSPECTION

I, the undersigned, holding a valid commission issued by the National Board of Boiler And Pressure Vessel Inspectors and the State or Province of Michigan and employed by FACTORY MUTUAL INSURANCE Co. of Johnston, R.I. 02919 Have inspected the components described in this Owner's Report during the period 9/26/00 to 2-13-01, and state that to the best of my knowledge and belief, the Owner has performed examinations and taken corrective measures described in this Owner's Report in accordance with the requirements of the ASME Code, Section XI.

By signing this certificate neither the Inspector nor his employer makes any Warranty, expressed or implied, concerning the examinations and corrective measures Described in this Owner's Report. Furthermore, neither the Inspector nor his Employer shall be liable in any manner for any personal injury or property damage or a loss of any kind arising from or connected with this inspection.

MR. M. T. T. T.
 Inspector's Signature

Commissions Mich 0055, ENR N&I
 National Board, State, Province, Endorsements

Date Feb 13 20 01

FORM NIS-2 OWNER'S REPORT FOR REPAIRS OR REPLACEMENTS

As Required by the Provisions of the ASME Code Section XI

349-563

Owner AMERICAN ELECTRIC POWER COMPANY

Date January 25, 2001

Name

P.O. Box 60 Fort Wayne, IN 46801

Sheet 1 of 2

Address

2. Plant D.C. COOK NUCLEAR POWER PLANT

Unit # 1

Name

One Cook Place, Bridgman, MI 49106

C203602-39

Address

3. Work Performed by Installation Services

Repair Org. P.O. No., Job No., etc

Type Code Symbol Stamp N/A

Name

Same as #2

Authorization No. N/A

Expiration Date N/A

Address

4. Identification of System Safety Injection

ASME CODE CLASS 2

5. (a) Applicable Const. Code B31.1 19 83Ed., N/A Add. N/A
Code Case

(b) Applicable Edition of Section XI Utilized for Repairs or Replacements 1989

6. Identification of Components Repaired or Replaced and Replacement Components

Name of Component	Name of Manufacturer	Manuf. Serial No.	Nat. Board No.	Other Identification	Year Built	Repaired Replaced or Replacement	ASME Code Stamped (Yes or No)
Support Channel for 1-IFI-266							
C6 x 10.5 Channel Iron	Temp M&E# 00-022083	ASP# 23863	N/A	A36-97a	N/A	Replacement	No

7. Description of work Install Channel Support for 1-IFI-266 in accordance with 1-DCP-535

8. Test Conducted: Hydrostatic ☐ Pneumatic ☐ Nominal Operating Pressure ☐
N/A ☒ Other ☐ Pressure N/A psi Test Temp. N/A °F

NOTE: Supplemental sheets in form of lists, sketches, or drawings may be used, provided (1) size is 8-1/2 in. x 11 in., (2) information in items 1 through 6 on this report is included on each sheet, and (3) each sheet is numbered and the number of sheets is recorded at the top of this form.

350-563

FORM NIS-2 (Back)

Remarks

Final VT Plus MT

Applicable Manufacturer's Data Reports to be attached

Ref. JO: C203602-39

Design Change: 1-DCP-535

Repair/Replacement Plan: C203602-39 ISI Class 2

CERTIFICATE OF COMPLIANCE

We certify that the statements made in the report are correct and this
REPLACEMENT conforms to the rules of the ASME Code/ Section XI.
 Repair or replacement

Type Code Symbol Stamp N/ACertificate of Authorization No. N/A Expiration Date N/A

Signed

DeWayne Timmons
DeWayne Timmons Weld Supv. MAINT
 Owner or Owner's Designee, Title

Date

2-12-01, 20 01

CERTIFICATE OF INSERVICE INSPECTION

I, the undersigned, holding a valid commission issued by the National Board of Boiler And Pressure Vessel Inspectors and the State or Province of Michigan and employed by FACTORY MUTUAL INSURANCE Co. of Johnston, R.I. 02919
 Have inspected the components described in this Owner's Report during the period 7/26/00 to 2-13-01, and state that to the best of my knowledge and belief, the Owner has performed examinations and taken corrective measures described in this Owner's Report in accordance with the requirements of the ASME Code, Section XI.

By signing this certificate neither the Inspector nor his employer makes any Warranty, expressed or implied, concerning the examinations and corrective measures Described in this Owner's Report. Furthermore, neither the Inspector nor his Employer shall be liable in any manner for any personal injury or property damage or a loss of any kind arising from or connected with this inspection.

Inspector's Signature

Max Minterbaugh

Commissions

Mich 0055, ENCL NIT
National Board, State, Province, EndorsementsDate Feb 13 20 01

351-563

FORM NIS-2 OWNER'S REPORT FOR REPAIRS OR REPLACEMENTS
As Required by the Provisions for the ASME Code Section XI

1. Owner: AMERICAN ELECTRIC POWER Date Performed: 08-19-00
P.O. Box 60 Fort Wayne IN 46801 Unit# 1
2. Plant: D.C.Cook Nuclear Power Plant Job Order# C0204675-03
One Cook Place, Bridgman, MI 49106 Component# 1-TK-33
3. Work Performed by: AEP/D.C. COOK Maintenance Department
4. Identification of System: REFUELING WATER STORAGE TANK
5. (a) Applicable Construction Code: ANSI B31.1, 1983 Ed. NO Add., Code Case: N/A
 (b) Applicable Edition of Section XI Utilized for Repairs or Replacements: 1989, No Addenda
6. Identification of Components Repaired or Replaced and Replacement Components

Name of Component	ASME,ASTM or AISI designation:	Name of Manufacture	Material Identification: M&E# ASP# P.O.#	Year built	Repaired Or Replaced	ASME Code Stamped Yes/No
1-TK-33						
(4) ELBOWS SCH 10S	ASME# SA-403 GR- WP-304	N/A	TEMP# 00-21421 ASP# 23734 PO# 8932	N/A	REPLACED	NO
20" SEAMLESS SCH 10S	ASME# SA—312 GR- TP-304	N/A	ASP# 23734	N/A	REPLACED	NO
(2) 45,s SCH 10S	ASME# 403 GR- WP-304	N/A	ASP# 23734	N/A	REPLACED	NO
2" SCH 10S	ASME# SA-312 GR – TP-304	N/A	TEMP# 00-22108 ASP# 24039 PO# 10432	N/A	REPLACED	NO

7. Hydrostatic NA Pneumatic NA Nomial Operating Pressure NDE: VT,PT

Pressure: psi Test Temperature F.

Description of Work: The old pipe was removed and the new pipe was installed..

352-563

7. Hydrostatic NA Pneumatic NA Nomial Operating Pressure NDE:Pressure: psi _____ Test Temperature F.**Description of Work:** The old pipe was removed and the new pipe was installed..Job Order/File: C0204675-03ISI CLASS2**CERTIFICATE OF COMPLIANCE**

We certify that the statements made in the report are correct and this repair and/or replacement conforms to the rules of the ASME Code, Section XI repair or replacement.

Type Code Symbol Stamp NACertificate of Authorization No. NA Expiration Date NA

Signed: Dewayne Timmons Maint. Welding Supervisor Date 2-26-01
 Owner or Owner's Designee, Title

CERTIFICATE OF INSERVICE INSPECTION

I, the undersigned, holding a valid commission issued by the National Board of Boiler Pressure Vessel Inspectors and the State or Providence of Michigan and employed by FMIC OF JOHNSTON RI.

have inspected the components described in this Owner's Report during the period 8-1-00 to 2-28-01, and state that to the best of my knowledge and belief, the Owner has performed examinations and taken corrective measures described in this Owner's Report in accordance with the requirements of the ASME Code, Section XI

By signing this certificate neither the Inspector nor his employer makes any warranty, expressed or implied, concerning the examinations and corrective measures described in this Owner's Report. Furthermore, neither the Inspector nor his employer shall be liable in any manner for any personal injury or property damage or of loss of any kind arising from or connected with this inspection.

Michael M. Winterspugh Commissions Michigan, End NBE
 Inspector's Signature National Board, State, Province, Endorsements

Date: Feb 28 19 2001

As Required by the Provisions of the ASME Code Section XI

353-563

Date January 30, 2001

Name

P.O. Box 60 Fort Wayne, IN 46801

Sheet 1 of 2

Address

2. Plant D.C. COOK NUCLEAR POWER PLANT

Unit # 1

Name

One Cook Place, Bridgman, MI 49106

C204675-04

Address

3. Work Performed by Installation Services

Repair Org. P.O. No., Job No., etc

Type Code Symbol Stamp N/A

Name

Authorization No. N/A

Same as #2

Expiration Date N/A

Address

4. Identification of System Refueling Water Storage Tank ASME CODE CLASS *B1*

5. (a) Applicable Const. Code VIII 19 83Ed., N/A Add. N/A Code Case 3/13/01

(b) Applicable Edition of Section XI Utilized for Repairs or Replacements 1989

6. Identification of Components Repaired or Replaced and Replacement Components

[illegible]

7. Description of work Install Reinforcement Plate For RWST Tank Overflow Nozzle in
accordance with 1-DCP-678

8. Test Conducted: Hydrostatic ☐ Pneumatic ☐ Nominal Operating Pressure ☐
N/A ☒ Other ☐ Pressure N/A psi Test Temp. N/A °F

NOTE: Supplemental sheets in form of lists, sketches, or drawings may be used, provided (1) size is 8-1/2 in. x 11 in., (2) information in items 1 through 6 on this report is included on each sheet, and (3) each sheet is numbered and the number of sheets is recorded at the top of this form.

FORM NIS-2 (Back)

9. Remarks Fit Up and Final VT Plus PT
Applicable Manufacturer's Data Reports to be attached

Ref. JO: C204675-04 Design Change: 1-DCP-678

Repair/Replacement Plan: C204675-04 ISI Class 2

CERTIFICATE OF COMPLIANCE

We certify that the statements made in the report are correct and this
REPLACEMENT conforms to the rules of the ASME Code, Section XI.
 Repair or replacement

Type Code Symbol Stamp N/A

Certificate of Authorization No. N/A Expiration Date N/A

Signed *Devin Timmon's* Date 2-5-, 20 01
 Owner or Owner's Designee, Title

CERTIFICATE OF INSERVICE INSPECTION

I, the undersigned, holding a valid commission issued by the National Board of Boiler And Pressure Vessel Inspectors and the State or Province of Michigan and employed by FACTORY MUTUAL INSURANCE Co. of Johnston, R.I. 02919 Have inspected the components described in this Owner's Report during the period 8-1-00 to 2-6-01, and state that to the best of my knowledge and belief, the Owner has performed examinations and taken corrective measures described in this Owner's Report in accordance with the requirements of the ASME Code, Section XI.

By signing this certificate neither the Inspector nor his employer makes any Warranty, expressed or implied, concerning the examinations and corrective measures Described in this Owner's Report. Furthermore, neither the Inspector nor his Employer shall be liable in any manner for any personal injury or property damage or a loss of any kind arising from or connected with this inspection.

MT Muterspaugh Commissions Mich 0055, END NBI
 Inspector's Signature National Board, State, Province, Endorsements

Date Feb 6 20 01

FORM NIS-2 OWNER'S REPORT FOR REPAIRS OR REPLACEMENTS

As Required by the Provisions of the ASME Code Section XI

355-563

Owner AMERICAN ELECTRIC POWER COMPANY

Name

P.O. Box 60 Fort Wayne, IN 46801

Address

Date January 30, 2001

Sheet 1 of 2

2. Plant D.C. COOK NUCLEAR POWER PLANT

Name

One Cook Place, Bridgman, MI 49106

Address

Unit # 1

C204675-05

3. Work Performed by Installation Services

Name

Same as #2

Address

Repair Org. P.O. No., Job No., etc

Type Code Symbol Stamp N/A

Authorization No. N/A

Expiration Date N/A

4. Identification of System Safety Injection

ASME CODE CLASS 3/13/01

5. (a) Applicable Const. Code B31.1 19 83Ed., N/A Add. N/A Code Case

(b) Applicable Edition of Section XI Utilized for Repairs or Replacements 1989

6. Identification of Components Repaired or Replaced and Replacement Components

Name of Component	Name of Manufacturer	Manuf. Serial No.	Nat. Board No.	Other Identification	Year Built	Repaired Replaced or Replacement	ASME Code Stamped (Yes or No)
1-ASI-R-4006 3 x 3 x 1/4 Tube Steel	Temp M&E# 00-021390	ASP# 023689	N/A	A554-98 Grade 304	N/A	Replace- ment	No
3 x 3 x 3/8 Angle	Temp M&E# 00-021387	ASP# 023689	N/A	A479-99 Grade 304	N/A	Replace- ment	No
1 x 4 x 3/8 Angle	Temp M&E# 00-021388	ASP# 023689	N/A	A479-99 Grade 304	N/A	Replace- ment	No
5/8 Plate	M&E# 30-153220	ASP# 12375	N/A	SA240-88 Type 304	N/A	Replace- ment	No
1-ASI-R-4007 3 x 3 x 1/4 Tube Steel	Temp M&E# 00-021390	ASP# 023689	N/A	A554-98 Grade 304	N/A	Replace- ment	No
3 x 3 x 3/8 Angle	Temp M&E# 00-021387	ASP# 023689	N/A	A479-99 Grade 304	N/A	Replace- ment	No
4 x 4 x 3/8 Angle	Temp M&E# 00-021388	ASP# 023689	N/A	A479-99 Grade 304	N/A	Replace- ment	No
5/8 Plate	M&E# 30-153220	ASP# 12375	N/A	SA240-88 Type 304	N/A	Replace- ment	No
1-ASI-R-4008 3 x 3 x 1/4 Tube Steel	Temp M&E# 00-021390	ASP# 023689	N/A	A554-98 Grade 304	N/A	Replace- ment	No
3 x 3 x 3/8 Angle	Temp M&E# 00-021387	ASP# 023689	N/A	A479-99 Grade 304	N/A	Replace- ment	No
4 x 4 x 3/8 Angle	Temp M&E# 00-021388	ASP# 023689	N/A	A479-99 Grade 304	N/A	Replace- ment	No
5/8 Plate	M&E# 30-153220	ASP# 12375	N/A	SA240-88 Type 304	N/A	Replace- ment	No

7. Description of work Install Piping Supports for RWST Tank Overflow Nozzle in accordance with 1-DCP 678

Test Conducted: Hydrostatic ☐ Pneumatic ☐ Nominal Operating Pressure ☐
N/A ☒ Other ☐ Pressure N/A psi Test Temp. N/A °F

NOTE: Supplemental sheets in form of lists, sketches, or drawings may be used, provided (1) size is 8-1/2 in. x 11 in., (2) information in items 1 through 6 on this report is included on each sheet, and (3) each sheet is numbered and the number of sheets is recorded at the top of this form.

FORM NIS-2 (Back)

9. Remarks

Final VT Plus PT

Applicable Manufacturer's Data Reports to be attached

Ref. JO: C204675-05

Design Change: 1-DCP-678

Repair/Replacement Plan: C204675-05 ISI Class 2

CERTIFICATE OF COMPLIANCE

We certify that the statements made in the report are correct and this
REPLACEMENT conforms to the rules of the ASME Code, Section XI.
 Repair or replacement

Type Code Symbol Stamp N/ACertificate of Authorization No. N/A Expiration Date N/A

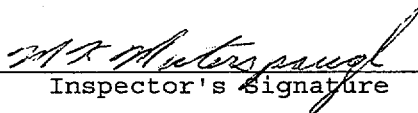
Signed


 Dennis J. Thomas, Owner or Owner's Designee, Title
Date 2-5-, 20 01

CERTIFICATE OF INSERVICE INSPECTION

I, the undersigned, holding a valid commission issued by the National Board of Boiler And Pressure Vessel Inspectors and the State or Province of Michigan and employed by FACTORY MUTUAL INSURANCE Co. of Johnston, R.I. 02919 Have inspected the components described in this Owner's Report during the period 3-1-00 to 2-6-01, and state that to the best of my knowledge and belief, the Owner has performed examinations and taken corrective measures described in this Owner's Report in accordance with the requirements of the ASME Code, Section XI.

By signing this certificate neither the Inspector nor his employer makes any Warranty, expressed or implied, concerning the examinations and corrective measures Described in this Owner's Report. Furthermore, neither the Inspector nor his Employer shall be liable in any manner for any personal injury or property damage or a loss of any kind arising from or connected with this inspection.


 Inspector's Signature

 Commissions MICH 0055, ENR N&I
 National Board, State, Province, Endorsements
Date Feb 6 20 01

357-563

FORM NIS-2 OWNER'S REPORT FOR REPAIRS OR REPLACEMENTS
As Required by the Provisions for the ASME Code Section XI

1. Owner: AMERICAN ELECTRIC POWER Date Performed: 10-10-00
P.O. Box 60 Fort Wayne IN 46801 Unit# 1
2. Plant: D.C.Cook Nuclear Power Plant Job Order# C0205318-02
One Cook Place, Bridgman, MI 49106 Component# 1-SV-1A-2
3. Work Performed by: AEP/D.C. COOK Maintenance Department
4. Identification of System: MAIN STEAM
5. (a) Applicable Construction Code: ANSI-B31.1-1983 Ed. NO Add. Code Case: N/A
 (b) Applicable Edition of Section XI Utilized for Repairs or Replacements: 1989, No Addenda
6. **Identification of Components Repaired or Replaced and Replacement Components**

Name of Component	ASME,ASTM or AISI designation:	Name of Manufacture	Material Identification: M&E# ASP# P.O.#	Year built	Repaired Or Replaced	ASME Code Stamped Yes/No
1-SV-1A-2						NO
1&3/8"-8 ALLTHREAD	ASME SA-193 GR B-7	N/A	M&E # 30-211680 ASP # 20094	N/A	REPLACED	NO

7. Hydrostatic N/A Pneumatic N/A Nominal Operating Pressure N/A
 NDE: N/A Pressure: psi N/A Test Temperature F.

Description of work: Remove valve and prep for shipment to vendor for testing, reinstall

358-563

Job Order/File: C0205318-02

ISI Class 2

CERTIFICATE OF COMPLIANCE

We certify that the statements made in the report are correct and this repair and/or replacement conforms to the rules of the ASME Code, Section XI repair or replacement.

Type Code Symbol Stamp NACertificate of Authorization No. NA Expiration Date NA

Signed: Dewayne Timmons, welding supervisor Date 1-24-01
Owner or Owner's Designee, Title

CERTIFICATE OF INSERVICE INSPECTION

I, the undersigned, holding a valid commission issued by the National Board of Boiler Pressure Vessel Inspectors and the State of Michigan and employed by FMIC of Johnston R.I.

have inspected the components described in this Owner's Report during the period 9/18/00 to 1/29/01, and state that to the best of my knowledge and belief, the Owner has performed examinations and taken corrective measures described in this Owner's Report in accordance with the requirements of the ASME Code, Section XI

By signing this certificate neither the Inspector nor his employer makes any warranty, expressed or implied, concerning the examinations and corrective measures described in this Owner's Report. Furthermore, neither the Inspector nor his employer shall be liable in any manner for any personal injury or property damage or of loss of any kind arising from or connected with this inspection.

M B Winterhagen Commissions Mich 0055, ENDSI
Inspector's Signature National Board, State, Province, Endorsements

Date: Jan 29 18 2001

FORM NIS-2 OWNER'S REPORT FOR REPAIRS OR REPLACEMENTS
As Required by the Provisions for the ASME Code Section XI

1. Owner: AMERICAN ELECTRIC POWER Date Performed: 08-23-00
P.O. Box 60 Fort Wayne IN 46801 Unit# 1
2. Plant: D.C.Cook Nuclear Power Plant Job Order# C0205328-02
One Cook Place, Bridgman, MI 49106 Component# 1-SV-1B-1
3. Work Performed by: AEP/D.C. COOK Maintenance Department
4. Identification of System: MAIN STREAM
5. (a) Applicable Construction Code: ANSI B31.1, 1983 Ed. NO Add. Code Case: _____
 (b) Applicable Edition of Section XI Utilized for Repairs or Replacements: 1989, No Addenda
6. Identification of Components Repaired or Replaced and Replacement Components

Name of Component	ASME,ASTM or AISI designation:	Name of Manufacture	Material Identification: M&E# ASP# P.O.#	Year built	Repaired Or Replaced	ASME Code Stamped Yes/No
1-SV-1B-1						
ALL THREAD	ASME# SA-193 62 B7	N/A	M&E# 30-211680 ASP# 20094	N/A	REPLACED	NO

7. Hydrostatic NA Pneumatic NA Nomial Operating Pressure N/ANDE:

Pressure: psi Test Temperature F.

Description of Work: The valve was repaired by installing new all thread .

Job Order/File: C0205328-02 **ISI CLASS** 2

CERTIFICATE OF COMPLIANCE

We certify that the statements made in the report are correct and this repair and/or replacement conforms to the rules of the ASME Code, Section XI repair or replacement.

Type Code Symbol Stamp NA

Certificate of Authorization No. NA Expiration Date NA

Signed: Dewayne Timmons Maint. Welding Supervisor Date 12-11-00
Owner or Owner's Designee, Title

CERTIFICATE OF INSERVICE INSPECTION

I, the undersigned, holding a valid commission issued by the National Board of Boiler Pressure Vessel Inspectors and the State of Providence of Michigan and employed by FMIC OF JOHNSTON RI.

have inspected the components described in this Owner's Report during the period 8-30-00 to 12-13-00, and state that to the best of my knowledge and belief, the Owner has performed examinations and taken corrective measures described in this Owner's Report in accordance with the requirements of the ASME Code, Section XI

By signing this certificate neither the Inspector nor his employer makes any warranty, expressed or implied, concerning the examinations and corrective measures described in this Owner's Report. Furthermore, neither the Inspector nor his employer shall be liable in any manner for any personal injury or property damage or of loss of any kind arising from or connected with this inspection.

M. J. Winterpauk Commissions Mich 0055, ENR N&T
Inspector's Signature National Board, State, Province, Endorsements

Date: December 13 18 2000

FORM NIS -2 OWNERR'S REPORT FOR REPAIRS OR REPLACEMENTS
As Required by the Provisions for the ASME Code Section XI

1. Owner: AMERICAN ELECTRIC POWER Date Performed 10-10-00
P.O. Box 60 Fort Wayne IN 46801 Unit# 1
2. Plant: D.C.Cook Nuclear Power Plant Job Order# C0205329-02
One Cook Place, Bridgman, MI 49106 Component# 1-SV-1B-2
3. Work Performed by: AEP/D.C. COOK Maintenance Department
4. Identification of System: MAIN STEAM
5. (a) Applicable Construction Code: ANSI-B31.1-1983 Ed. NO Add. Code Case: N/A
 (b) Applicable Edition of Section XI Utilized for Repairs or Replacements: 1989, No Addenda
6. **Identification of Components Repaired or Replaced and Replacement Components**

Name of Component	ASME,ASTM or AISI designation:	Name of Manufacture	Material Identification: M&E# ASP# P.O.#	Year built	Repaired Or Replaced	ASME Code Stamped Yes/No
1-SV-1B-2						NO
1-3/4"X 8 UNC ALLTHREAD	ASME SA-193 GR-B7		M&E # 30-211680 ASP # 20094		REPLACED	NO

7. Hydrostatic N/A Pneumatic N/A Nominal Operating Pressure N/A
 NDE: N/A Pressure: psi Test Temperature F.

Description of work: Remove valve and prep for shipment to vendor for testing, reinstall valve to system upon return

362-563

Job Order/File: C0205329-02

ISI Class 2

CERTIFICATE OF COMPLIANCE

We certify that the statements made in the report are correct and this repair and/or replacement conforms to the rules of the ASME Code, Section XI repair or replacement.

Type Code Symbol Stamp NACertificate of Authorization No. NA Expiration Date NA

Signed: Dewayne Timmons, welding supervisor Date 1-31-01
 Owner or Owner's Designee, Title

CERTIFICATE OF INSERVICE INSPECTION

I, the undersigned, holding a valid commission issued by the National Board of Boiler Pressure Vessel Inspectors and the State or Providence of Michigan and employed by FMIC of Johnston R.I.

have inspected the components described in this Owner's Report during the period 7-18-00 to 2-2-01, and state that to the best of my knowledge and belief, the Owner has performed examinations and taken corrective measures described in this Owner's Report in accordance with the requirements of the ASME Code, Section XI

By signing this certificate neither the Inspector nor his employer makes any warranty, expressed or implied, concerning the examinations and corrective measures described in this Owner's Report. Furthermore, neither the Inspector nor his employer shall be liable in any manner for any personal injury or property damage or of loss of any kind arising from or connected with this inspection.

M.R. Montemayor Commissions MICHIGAN, ENRNET
 Inspector's Signature National Board, State, Province, Endorsements

Date: FEB 2 19 2001

FORM NIS -2 OWNERR'S REPORT FOR REPAIRS OR REPLACEMENTS
As Required by the Provisions for the ASME Code Section XI

1. Owner: AMERICAN ELECTRIC POWER Date Performed 10-10-00
P.O. Box 60 Fort Wayne IN 46801 Unit# 1
2. Plant: D.C.Cook Nuclear Power Plant Job Order# C0205329-02
One Cook Place, Bridgman, MI 49106 Component# 1-SV-1B-2
3. Work Performed by: AEP/D.C. COOK Maintenance Department
4. Identification of System: MAIN STEAM, STEAM GEN. OME-3-2 SAFETY VALVE 1-B
5. (a) Applicable Construction Code: ANSI-B31.1-1983 Ed. NO Add., Code Case: N/A
 (b) Applicable Edition of Section XI Utilized for Repairs or Replacements: 1989, No Addenda
6. **Identification of Components Repaired or Replaced and Replacement Components**

Name of Component	ASME,ASTM or AISI designation:	Name of Manufacture	Material Identification: M&E# ASP# P.O.#	Year built	Repaired Or Replaced	ASME Code Stamped Yes/No
1-SV-1B-2						NO
1-3/4"X 8 UNC ALLTHREAD	ASME SA-193 GR-B7		M&E # 30-211680 ASP # 20094		REPLACED	NO

7. Hydrostatic N/A Pneumatic N/A Nominal Operating Pressure N/A
 NDE: N/A Pressure: psi Test Temperature F.

Description of work: Remove valve and prep for shipment to vendor for testing, reinstall valve to system upon return.

364-563

Job Order/File: C0205329-02

ISI Class 2

CERTIFICATE OF COMPLIANCE

We certify that the statements made in the report are correct and this repair and/or replacement conforms to the rules of the ASME Code, Section XI repair or replacement.

Type Code Symbol Stamp NACertificate of Authorization No. NA Expiration Date NA

Signed: Dewayne Timmons, welding supervisor Date 2-21-01
 Owner or Owner's Designee, Title

CERTIFICATE OF INSERVICE INSPECTION

I, the undersigned, holding a valid commission issued by the National Board of Boiler Pressure Vessel Inspectors and the State of Providence of Michigan and employed by FMIC of Johnston R I.

have inspected the components described in this Owner's Report during the period 9-18-00 to 02-22-01, and state that to the best of my knowledge and belief, the Owner has performed examinations and taken corrective measures described in this Owner's Report in accordance with the requirements of the ASME Code, Section XI

By signing this certificate neither the Inspector nor his employer makes any warranty, expressed or implied, concerning the examinations and corrective measures described in this Owner's Report. Furthermore, neither the Inspector nor his employer shall be liable in any manner for any personal injury or property damage or of loss of any kind arising from or connected with this inspection.

Michael J. Anderson Commissions Mich 055, End NBE
 Inspector's Signature National Board, State, Province, Endorsements

Date: FEB 22 19 2001

365-563

FORM NIS-2 OWNER'S REPORT FOR REPAIRS OR REPLACEMENTS
As Required by the Provisions for the ASME Code Section XI

1. Owner: AMERICAN ELECTRIC POWER Date Performed: 08-02-00
P.O. Box 60 Fort Wayne IN 46801 Unit# 1
2. Plant: D.C.Cook Nuclear Power Plant Job Order# C0205333-02
One Cook Place, Bridgman, MI 49106 Component# 1-SV-2A-1
3. Work Performed by: AEP/D.C. COOK Maintenance Department
4. Identification of System: MAIN STEAM
5. (a) Applicable Construction Code: ANSI B31.1, 1983 Ed. NO Add. Code Case: _____
 (b) Applicable Edition of Section XI Utilized for Repairs or Replacements: 1989, No Addenda
6. **Identification of Components Repaired or Replaced and Replacement Components**

Name of Component	ASME,ASTM or AISI designation:	Name of Manufacture	Material Identification: M&E# ASP# P.O.#	Year built	Repaired Or Replaced	ASME Code Stamped Yes/No
1-SV-2A-1						
ALL THREAD	ASME# SA-193 GR-B7	N/A	M&E# 30-211680 ASP# 20094	N/A	REPLACED	NO

7. Hydrostatic NA Pneumatic NA Nomial Operating Pressure N/ANDE:

Pressure: psi _____ Test Temperature F.

366-563

Description of Work: The valve was removed sent off sight for testing ,and
refurbishment. The valve was returned to sight where it was installed back in line with
new studs.

Job Order/File: C0205333-02 ISI CLASS 2

CERTIFICATE OF COMPLIANCE

We certify that the statements made in the report are correct and this repair and/or
replacement conforms to the rules of the ASME Code, Section XI repair or replacement.

Type Code Symbol Stamp NA

Certificate of Authorization No. NA Expiration Date NA

Signed: Dewayne Timmons Maint. Welding Supervisor Date 1-9-01
 Owner or Owner's Designee, Title

CERTIFICATE OF INSERVICE INSPECTION

I, the undersigned, holding a valid commission issued by the National Board of Boiler
 Pressure Vessel Inspectors and the State of Providence of Michigan and employed by
 FMIC OF JOHNSTON RI.

have inspected the components described in this Owner's Report during the period
09-27-00 to 01-12-01, and state that to the best of my knowledge and
 belief, the Owner has performed examinations and taken corrective measures described
 in this Owner's Report in accordance with the requirements of the ASME Code,
 Section XI

By signing this certificate neither the Inspector nor his employer makes any
 warranty, expressed or implied, concerning the examinations and corrective measures
 described in this Owner's Report. Furthermore, neither the Inspector nor his employer
 shall be liable in any manner for any personal injury or property damage or of loss of any
 kind arising from or connected with this inspection.

Blake
 Inspector's Signature

Commissions MI. 762
 National Board, State, Province, Endorsements

Date: Jan 12 10 2001

As Required by the Provisions of the ASME Code Section XI

NOTE: Supplemental sheets in form of lists, sketches, or drawings may be used, provided (1) size is 8-1/2 in. x 11 in., (2) information in items 1 through 6 on this report is included on each sheet, and (3) each sheet is numbered and the number of sheets is recorded at the top of this form.

FORM NIS-2 (Back)

Remarks

Applicable Manufacturer's Data Reports to be attached

Ref. JO: C205335-02

Design Change: N/A

Repair/Replacement Plan: C205335-02 ISI Class: 2

CERTIFICATE OF COMPLIANCE

We certify that the statements made in the report are correct and this
REPLACEMENT conforms to the rules of the ASME Code, Section XI.
 Repair or replacement

Type Code Symbol Stamp N/ACertificate of Authorization No. N/A Expiration Date N/A

Signed *Dwayne Thomas* Date 2-2-, 20 01
 Owner or Owner's Designee, Title

CERTIFICATE OF INSERVICE INSPECTION

I, the undersigned, holding a valid commission issued by the National Board of Boiler And Pressure Vessel Inspectors and the State or Province of Michigan and employed by FACTORY MUTUAL INSURANCE Co. of Johnston, R.I. 02919 Have inspected the components described in this Owner's Report during the period 9-7-00 to 2-2-1, and state that to the best of my knowledge and belief, the Owner has performed examinations and taken corrective measures described in this Owner's Report in accordance with the requirements of the ASME Code, Section XI.

By signing this certificate neither the Inspector nor his employer makes any Warranty, expressed or implied, concerning the examinations and corrective measures Described in this Owner's Report. Furthermore, neither the Inspector nor his Employer shall be liable in any manner for any personal injury or property damage or a loss of any kind arising from or connected with this inspection.

MR M. M. M. M. M. Commissions Mich 0055, END N&I
 Inspector's Signature National Board, State, Province, Endorsements

Date Feb 2 20 01

369-563

FORM NIS-2 OWNER'S REPORT FOR REPAIRS OR REPLACEMENTS
As Required by the Provisions for the ASME Code Section XI

1. Owner: AMERICAN ELECTRIC POWER Date Performed: 10-02-00
P.O. Box 60 Fort Wayne IN 46801 Unit# 1
2. Plant: D.C.Cook Nuclear Power Plant Job Order# C0205336-01
One Cook Place, Bridgman, MI 49106 Component# 1-CS-523-2
3. Work Performed by: AEP/D.C. COOK Maintenance Department
4. Identification of System: REACTOR COOLANT PUMP SEAL WATER
5. (a) Applicable Construction Code: ANSI B31.1, 1983 Ed. NO Add., Code Case: _____
 (b) Applicable Edition of Section XI Utilized for Repairs or Replacements: 1989, No Addenda
6. Identification of Components Repaired or Replaced and Replacement Components

Name of Component	ASME,ASTM or AISI designation:	Name of Manufacture	Material Identification: M&E# ASP# P.O.#	Year built	Repaired Or Replaced	ASME Code Stamped Yes/No
1-CS-523-2	N/A	N/A	EXISTING	N/A	REPAIRED	NO
FILLER MAT.	ASME# SFA 5.9	N/A	M&E# 30-044987 ASP# 8426	N/A	REPAIRED	NO

7. Hydrostatic NA Pneumatic NA Nomial Operating Pressure N/ANDE: _____

Pressure: psi _____ Test Temperature F.

370 - 563

Description of Work: The valve was disassembled and inspected and they had to weld the stem and nut. Using new lock wire. The valve was then put back in line.

Job Order/File: C0205336-01 ISI CLASS 3

CERTIFICATE OF COMPLIANCE

We certify that the statements made in the report are correct and this repair and/or replacement conforms to the rules of the ASME Code, Section XI repair or replacement.

Type Code Symbol Stamp NA

Certificate of Authorization No. NA Expiration Date NA

Signed: Dewayne Timmons Maint. Welding Supervisor Date 1-9-01
Owner or Owner's Designee, Title

CERTIFICATE OF INSERVICE INSPECTION

I, the undersigned, holding a valid commission issued by the National Board of Boiler Pressure Vessel Inspectors and the State of Providence of Michigan and employed by FMIC OF JOHNSTON RI.

have inspected the components described in this Owner's Report during the period 9-20-00 to 01-12-01, and state that to the best of my knowledge and belief, the Owner has performed examinations and taken corrective measures described in this Owner's Report in accordance with the requirements of the ASME Code, Section XI

By signing this certificate neither the Inspector nor his employer makes any warranty, expressed or implied, concerning the examinations and corrective measures described in this Owner's Report. Furthermore, neither the Inspector nor his employer shall be liable in any manner for any personal injury or property damage or of loss of any kind arising from or connected with this inspection.

K. Blake Commissions MI. 762
Inspector's Signature National Board, State, Province, Endorsements

Date: Jan. 12 12 2001

371-563

FORM NIS-2 OWNER'S REPORT FOR REPAIRS OR REPLACEMENTS
As Required by the Provisions for the ASME Code Section XI

1. Owner: AMERICAN ELECTRIC POWER Date Performed: 09-28-00
P.O. Box 60 Fort Wayne IN 46801 Unit# 1
2. Plant: D.C.Cook Nuclear Power Plant Job Order# C0205338-01
One Cook Place, Bridgman, MI 49106 Component# 1-CS-523-4
3. Work Performed by: AEP/D.C. COOK Maintenance Department
4. Identification of System: REACTOR COOLANT PUMP SEAL WATER
5. (a) Applicable Construction Code: ANSI B31.1, 1983 Ed. NO Add. Code Case: _____
 (b) Applicable Edition of Section XI Utilized for Repairs or Replacements: 1989, No Addenda
6. **Identification of Components Repaired or Replaced and Replacement Components**

Name of Component	ASME,ASTM or AISI designation:	Name of Manufacture	Material Identification: M&E# ASP# P.O.#	Year built	Repaired Or Replaced	
1-CS-523-4	N/A	N/A	EXISTING	N/A	REPAIRED	NO
FILLER MAT.	ASME# SFA 5.9	N/A	M&E# 30-044987 ASP# 8426	N/A	REPAIRED	NO

7. Hydrostatic NA Pneumatic NA Nomial Operating Pressure N/ANDE:

Pressure: psi _____ Test Temperature F.

372-563

Description of Work: The valve was disassembled and all parts inspected and then reassembled using new gaskets. The valve was the put back in line and rewelded. QC did a VT exam.

Job Order/File: C0205338-01 **ISI CLASS** 3

CERTIFICATE OF COMPLIANCE

We certify that the statements made in the report are correct and this repair and/or replacement conforms to the rules of the ASME Code, Section XI repair or replacement.

Type Code Symbol Stamp NA

Certificate of Authorization No. NA Expiration Date NA

Signed: Dewayne Timmons Maint. Welding Supervisor Date 1-15-01
Owner or Owner's Designee, Title

CERTIFICATE OF INSERVICE INSPECTION

I, the undersigned, holding a valid commission issued by the National Board of Boiler Pressure Vessel Inspectors and the State of Providence of Michigan and employed by FMIC OF JOHNSTON RI.

have inspected the components described in this Owner's Report during the period 7-20-00 to 01-16-01, and state that to the best of my knowledge and belief, the Owner has performed examinations and taken corrective measures described in this Owner's Report in accordance with the requirements of the ASME Code, Section XI

By signing this certificate neither the Inspector nor his employer makes any warranty, expressed or implied, concerning the examinations and corrective measures described in this Owner's Report. Furthermore, neither the Inspector nor his employer shall be liable in any manner for any personal injury or property damage or of loss of any kind arising from or connected with this inspection.

Mark Montross Commissions Michigan, Endorsement
Inspector's Signature National Board, State, Province, Endorsements

Date: Jan 16 18 2001

373-~~5~~63
RET
3/4/01

FORM NIS-2 OWNER'S REPORT FOR REPAIRS OR REPLACEMENTS
As Required by the Provisions for the ASME Code Section XI

1. Owner: AMERICAN ELECTRIC POWER Date Performed: 10-02-00
P.O. Box 60 Fort Wayne IN 46801 Unit# 1
2. Plant: D.C. Cook Nuclear Power Plant Job Order# C0205339-02
One Cook Place, Bridgman, MI 49106 Component# 1-SV-2B-1
3. Work Performed by: AEP/D.C. COOK Maintenance Department
4. Identification of System: MAIN STEAM
5. (a) Applicable Construction Code: ANSI-B31.1-1983 Ed. NO Add. Code Case: N/A
 (b) Applicable Edition of Section XI Utilized for Repairs or Replacements: 1989, No Addenda
6. **Identification of Components Repaired or Replaced and Replacement Components**

Name of Component	ASME, ASTM or AISI designation:	Name of Manufacture	Material Identification: M&E# ASP# P.O.#	Year built	Repaired Or Replaced	ASME Code Stamped Yes/No
1-SV-2B-1						NO
ALLTHREAD 1&3/8"-8 UNC	ASME SA-193 GR-B7	N/A	M&E # 30-211680 ASP # 20094	N/A	REPLACED	NO

7. Hydrostatic N/A Pneumatic N/A Nominal Operating Pressure N/A
 NDE: N/A Pressure: psi Test Temperature F.

Description of work: Remove valve in system and prep for shipment to vendor, reinstall

374-5603
RET
3/14/01

Job Order/File: c0205339-02

ISI Class 2

CERTIFICATE OF COMPLIANCE

We certify that the statements made in the report are correct and this repair and/or replacement conforms to the rules of the ASME Code, Section XI repair or replacement.

Type Code Symbol Stamp NACertificate of Authorization No. NA Expiration Date NA

Signed: Dewayne Timmons, welding supervisor Date 1-31-01
Owner or Owner's Designee, Title

CERTIFICATE OF INSERVICE INSPECTION

I, the undersigned, holding a valid commission issued by the National Board of Boiler Pressure Vessel Inspectors and the State of Michigan and employed by FMIC of Johnston R I.

have inspected the components described in this Owner's Report during the period 8-26-00 to 2-2-01, and state that to the best of my knowledge and belief, the Owner has performed examinations and taken corrective measures described in this Owner's Report in accordance with the requirements of the ASME Code, Section XI

By signing this certificate neither the Inspector nor his employer makes any warranty, expressed or implied, concerning the examinations and corrective measures described in this Owner's Report. Furthermore, neither the Inspector nor his employer shall be liable in any manner for any personal injury or property damage or of loss of any kind arising from or connected with this inspection.

MA Waterspaul Commissions Mich 0055, ENDR & I
Inspector's Signature National Board, State, Province, Endorsements

Date: Feb 2 10 2001

375-5613
RET
3/14/01

FORM NIS-2 OWNER'S REPORT FOR REPAIRS OR REPLACEMENTS
As Required by the Provisions for the ASME Code Section XI

1. Owner: AMERICAN ELECTRIC POWER Date Performed: 10-10-00
P.O. Box 60 Fort Wayne IN 46801 Unit# 1
2. Plant: D.C.Cook Nuclear Power Plant Job Order# C0205360-05
One Cook Place, Bridgman, MI 49106 Component# 1-CS-445-4
3. Work Performed by: AEP/D.C. COOK Maintenance Department
4. Identification of System: REACTOR COOLANT PUMP SEALWATER INJ. LEAKOFF
5. (a) Applicable Construction Code: ANSI-B31.1-1983 Ed. NO Add., Code Case: N416-1
 (b) Applicable Edition of Section XI Utilized for Repairs or Replacements: 1989, No Addenda
6. **Identification of Components Repaired or Replaced and Replacement Components**

Name of Component	ASME,ASTM or AISI designation:	Name of Manufacture	Material Identification: M&E# ASP# P.O.#	Year built	Repaired Or Replaced	ASME Code Stamped Yes/No
1-CS-445-4					REPLACED	NO
2" CHK VALVE 1500LB 316 S.S.	ASME SA-182 GR F-316	CONVAL	M&E # 30-035085 ASP # 19434		REPLACED	NO
PIPE 2" SCH. 160 S. S. SEAMLESS	ASME SA-376 GR TP-304	N/A	M&E # 30-019310 ASP # 14295		REPLACED	NO
2" 1-1/2" 600LB INSERT REDUCER	ASME SA-182 GR F-304	N/A	M&E # 30-017285 ASP # 17167		REPLACED	NO
2" ELBOW 600LB 45 DEGREE	ASME SA-182 GR F-304	N/A	M&E # 30-019625 ASP # 1127		REPLACED	NO
FILLER WIRE 1/8 TH BARE	ER-308 SFA-5.9	N/A	M&E # 30-044990 ASP # 22732		REPLACED	NO

7. Hydrostatic N/A Pneumatic N/A Nominal Operating Pressure VT-2
 NDE: VT/PT Pressure: psi N/A Test Temperature F.

376-5623
RET
3/14/01

Description of work: Remove old valve from system install new by welding. Perform VT-2

Job Order/File: C0205360-05

ISI Class 3

CERTIFICATE OF COMPLIANCE

We certify that the statements made in the report are correct and this repair and/or replacement conforms to the rules of the ASME Code, Section XI repair or replacement.

Type Code Symbol Stamp NACertificate of Authorization No. NA Expiration Date NA

Signed: Dewayne Timmons Date 2-15-01
Dewayne Timmons, welding supervisor
 Owner or Owner's Designee, Title

CERTIFICATE OF INSERVICE INSPECTION

I, the undersigned, holding a valid commission issued by the National Board of Boiler Pressure Vessel Inspectors and the State of Michigan and employed by FMIC of Johnston R.I.

have inspected the components described in this Owner's Report during the period 10-4-00 to 2-15-01, and state that to the best of my knowledge and belief, the Owner has performed examinations and taken corrective measures described in this Owner's Report in accordance with the requirements of the ASME Code, Section XI

By signing this certificate neither the Inspector nor his employer makes any warranty, expressed or implied, concerning the examinations and corrective measures described in this Owner's Report. Furthermore, neither the Inspector nor his employer shall be liable in any manner for any personal injury or property damage or of loss of any kind arising from or connected with this inspection.

M. J. Matusz Commissions Mich 2055, ENR, NBT
 Inspector's Signature National Board, State, Province, Endorsements

Date: Feb 15 19 2001

FORM NIS-2 OWNER'S REPORT FOR REPAIRS OR REPLACEMENTS
As Required by the Provisions for the ASME Code Section XI

1. Owner: AMERICAN ELECTRIC POWER Date Performed: 08-16-00
P.O. Box 60 Fort Wayne IN 46801 Unit# 1
2. Plant: D.C.Cook Nuclear Power Plant Job Order# C0205363-05
One Cook Place, Bridgman, MI 49106 Component# 1-CTS-106
3. Work Performed by: AEP/D.C. COOK Maintenance Department
4. Identification of System: CONTAINMENT SPRAY
5. (a) Applicable Construction Code: ANSI B31.1, 1983 Ed. NO Add., Code Case: N/A
 (b) Applicable Edition of Section XI Utilized for Repairs or Replacements: 1989, No Addenda
6. Identification of Components Repaired or Replaced and Replacement Components

Name of Component	ASME,ASTM or AISI designation:	Name of Manufacture	Material Identification: M&E# ASP# P.O.#	Year built	Repaired Or Replaced	ASME Code Stamped Yes/No
1-CTS-106						
FEMALE DISC	ASME# SA-479 TP 316 W/STELLITE #6 HF	N/A	M&E# 30-033697 ASP# 3524	N/A	REPLACED	NO
MALE DISC	ASME# SA -479 TP 316 W/STELLITE #6 HF	N/A	M&E3 30-033696 ASP# 3524	N/A	REPLACED	NO

7. Hydrostatic NA Pneumatic NA Nominal Operating Pressure N/A NDE: PT
 Pressure: psi Test Temperature F.

378 - 563

Description of Work: The new discs were installed. QC did a PT on the machined discs.

Job Order/File: C0205363-05 **ISI CLASS** 2

CERTIFICATE OF COMPLIANCE

We certify that the statements made in the report are correct and this repair and/or replacement conforms to the rules of the ASME Code, Section XI repair or replacement.

Type Code Symbol Stamp NA

Certificate of Authorization No. NA Expiration Date NA

Signed: Dewayne Timmons Maint. Welding Supervisor Date 2-12-01
Owner or Owner's Designee, Title

CERTIFICATE OF INSERVICE INSPECTION

I, the undersigned, holding a valid commission issued by the National Board of Boiler Pressure Vessel Inspectors and the State of Providence of Michigan and employed by FMIC OF JOHNSTON RI.

have inspected the components described in this Owner's Report during the period 8-17-00 to 2-13-01, and state that to the best of my knowledge and belief, the Owner has performed examinations and taken corrective measures described in this Owner's Report in accordance with the requirements of the ASME Code, Section XI

By signing this certificate neither the Inspector nor his employer makes any warranty, expressed or implied, concerning the examinations and corrective measures described in this Owner's Report. Furthermore, neither the Inspector nor his employer shall be liable in any manner for any personal injury or property damage or of loss of any kind arising from or connected with this inspection.

MR. Muterbaugh Commissions MICHIGAN, ENGINE
Inspector's Signature National Board, State, Province, Endorsements

Date: FEB 13 18 2001

379-563

FORM NIS-2 OWNER'S REPORT FOR REPAIRS OR REPLACEMENTS
As Required by the Provisions for the ASME Code Section XI

1. Owner: AMERICAN ELECTRIC POWER Date Performed: 10-09-00
P.O. Box 60 Fort Wayne IN 46801 Unit# 1
2. Plant: D.C. Cook Nuclear Power Plant Job Order# C0205381-01
One Cook Place, Bridgman, MI 49106 Component# 1-SI-110S
3. Work Performed by: AEP/D.C. COOK Maintenance Department
4. Identification of System: SAFETY INJECTION
5. (a) Applicable Construction Code: ANSI B31.1, 1983 Ed. NO Add., Code Case: _____
 (b) Applicable Edition of Section XI Utilized for Repairs or Replacements: 1989, No Addenda
6. Identification of Components Repaired or Replaced and Replacement Components

Name of Component	ASME, ASTM or AISI designation:	Name of Manufacture	Material Identification: M&E# ASP# P.O.#	Year built	Repaired Or Replaced	ASME Code Stamped Yes/No
1-SI-110S						
ALL THREAD	ASME: SA-453 GR 660	N/A	M&E# 30-212300	N/A	REPLACED	NO
NUT	ASME: SA-194 GR 8F	N/A	M&E# 30-212110	N/A	REPLACED	NO

7. Hydrostatic NA Pneumatic NA Nomial Operating Pressure: NDE:

Pressure: psi Test Temperature F.

Description of Work: The valve was disassembled and inspected by QC, the valve was then reassembled. New studs and nuts were installed.

Job Order/File: C0205381-01 **ISI CLASS** 2

CERTIFICATE OF COMPLIANCE

We certify that the statements made in the report are correct and this repair and/or replacement conforms to the rules of the ASME Code, Section XI repair or replacement.

Type Code Symbol Stamp NA

Certificate of Authorization No. NA Expiration Date NA

Signed: Dewayne Timmons Maint. Welding Supervisor Date 1-02-01
Owner or Owner's Designee, Title

CERTIFICATE OF INSERVICE INSPECTION

I, the undersigned, holding a valid commission issued by the National Board of Boiler Pressure Vessel Inspectors and the State of Michigan and employed by FMIC OF JOHNSTON RI.

have inspected the components described in this Owner's Report during the period 10-10-00 to 01-03-01, and state that to the best of my knowledge and belief, the Owner has performed examinations and taken corrective measures described in this Owner's Report in accordance with the requirements of the ASME Code, Section XI

By signing this certificate neither the Inspector nor his employer makes any warranty, expressed or implied, concerning the examinations and corrective measures described in this Owner's Report. Furthermore, neither the Inspector nor his employer shall be liable in any manner for any personal injury or property damage or of loss of any kind arising from or connected with this inspection.

Michael J. Timmons Commissions Mich 0055 ENR NBI
Inspector's Signature National Board, State, Province, Endorsements

Date: Jan 03 20 01

381-563

FORM NIS-2 OWNER'S REPORT FOR REPAIRS OR REPLACEMENTS
As Required by the Provisions for the ASME Code Section XI

1. Owner: AMERICAN ELECTRIC POWER Date Performed: 10-03-00
P.O. Box 60 Fort Wayne IN 46801 Unit# 1
2. Plant: D.C.Cook Nuclear Power Plant Job Order# C0205388-01
One Cook Place, Bridgman, MI 49106 Component# 1-CCW-142
3. Work Performed by: AEP/D.C. COOK Maintenance Department
4. Identification of System: COMPONENT COOLING WATER
5. (a) Applicable Construction Code: ANSI B31.1, 1983 Ed. NO Add., Code Case: _____
 (b) Applicable Edition of Section XI Utilized for Repairs or Replacements: 1989, No Addenda
6. Identification of Components Repaired or Replaced and Replacement Components

Name of Component	ASME,ASTM or AISI designation:	Name of Manufacture	Material Identification: M&E# ASP# P.O.#	Year built	Repaired Or Replaced	ASME Code Stamped Yes/No
1-CCW-142						
VALVE	ASTM# A-126 GR-B	CENTERLINE	M&E# 30-034576 ASP# 21849	N/A	REPLACED	NO
ROD	ASME# SA-193 GR-B7	N/A	M&E# 30-211610 ASP# 21390	N/A	REPLACED	NO
NUTS	ASME# SA-194 GR-2H HEAVY	N/A	M&E# 30-211880 ASP# 23015	N/A	REPLACED	NO

7. Hydrostatic NA Pneumatic NA Nomial Operating Pressure VT-2 NDE: _____

Pressure: psi Test Temperature F.

382-563

Description of Work: The old valve was removed and the new one was installed with new rod and nuts. A VT-2 exam was performed.

Job Order/File: C0205388-01 **ISI CLASS** 2

CERTIFICATE OF COMPLIANCE

We certify that the statements made in the report are correct and this repair and/or replacement conforms to the rules of the ASME Code, Section XI repair or replacement.

Type Code Symbol Stamp NA

Certificate of Authorization No. NA Expiration Date NA

Signed: Dewayne Jimmons Maint. Welding Supervisor Date 12-5-00
Owner or Owner's Designee, Title

CERTIFICATE OF INSERVICE INSPECTION

I, the undersigned, holding a valid commission issued by the National Board of Boiler Pressure Vessel Inspectors and the State of Providence of Michigan and employed by FMIC OF JOHNSTON RI.

have inspected the components described in this Owner's Report during the period 10-2-00 to 12-11-00, and state that to the best of my knowledge and belief, the Owner has performed examinations and taken corrective measures described in this Owner's Report in accordance with the requirements of the ASME Code, Section XI

By signing this certificate neither the Inspector nor his employer makes any warranty, expressed or implied, concerning the examinations and corrective measures described in this Owner's Report. Furthermore, neither the Inspector nor his employer shall be liable in any manner for any personal injury or property damage or of loss of any kind arising from or connected with this inspection.

M. R. McIntosh Commissions MI-60055, ENDORSE
Inspector's Signature National Board, State, Province, Endorsements

Date: December 12 10 2000

383-563

FORM NIS-2 OWNER'S REPORT FOR REPAIRS OR REPLACEMENTS
As Required by the Provisions for the ASME Code Section XI

1. Owner: AMERICAN ELECTRIC POWER Date Performed: 11-13-00
P.O. Box 60 Fort Wayne IN 46801 Unit# 1
2. Plant: D.C.Cook Nuclear Power Plant Job Order# C0205594-01
One Cook Place, Bridgman, MI 49106 Component# 1-GRC-S564
3. Work Performed by: AEP/D.C. COOK Maintenance Department
4. Identification of System: PIPING SUPPORT
5. (a) Applicable Construction Code: ANSI B31.1, 1983 Ed. NO Add., Code Case: NA
(b) Applicable Edition of Section XI Utilized for Repairs or Replacements: 1989, No Addenda
6. Identification of Components Repaired or Replaced and Replacement Components

Name of Component	ASME,ASTM or AISI designation:	Name of Manufacture	Material Identification: M&E# ASP# P.O.#	Year built	Repaired Or Replaced	ASME Code Stamped Yes/No
1-GRC-S564						
3" Pipe Clamp	SA-36	ANVIL	TEMP# OO-025319 ASP# 24988	N/A	REPLACED	NO

7. Hydrostatic NA Pneumatic NA Nominal Operating Pressure N/A NDE: VT-3

Pressure: psi

Test Temperature F.

384 - 563

Description of Work: The old clamp was removed and the new one installed. A VT-3 exam was performed.

Job Order/File: C0205594-01 **ISI CLASS** 1

CERTIFICATE OF COMPLIANCE

We certify that the statements made in the report are correct and this repair and/or replacement conforms to the rules of the ASME Code, Section XI repair or replacement.

Type Code Symbol Stamp NA

Certificate of Authorization No. NA Expiration Date NA

Signed: Dewayne Timmons Maint. Welding Supervisor Date 2-20-01
Owner or Owner's Designee, Title

CERTIFICATE OF INSERVICE INSPECTION

I, the undersigned, holding a valid commission issued by the National Board of Boiler Pressure Vessel Inspectors and the State of Michigan and employed by FMIC OF JOHNSTON RI.

have inspected the components described in this Owner's Report during the period 10-27-00 to 02-20-01, and state that to the best of my knowledge and belief, the Owner has performed examinations and taken corrective measures described in this Owner's Report in accordance with the requirements of the ASME Code, Section XI

By signing this certificate neither the Inspector nor his employer makes any warranty, expressed or implied, concerning the examinations and corrective measures described in this Owner's Report. Furthermore, neither the Inspector nor his employer shall be liable in any manner for any personal injury or property damage or of loss of any kind arising from or connected with this inspection.

MR. Michael Spang Commissions Mich 0055, EPR N.E.I.
Inspector's Signature National Board, State, Province, Endorsements

Date: Feb 20 19 2001

385-563

FORM NIS-2 OWNER'S REPORT FOR REPAIRS OR REPLACEMENTS
As Required by the Provisions for the ASME Code Section XI

1. Owner: AMERICAN ELECTRIC POWER Date Performed: 11-07-00
P.O. Box 60 Fort Wayne IN 46801 Unit# 1
2. Plant: D.C. Cook Nuclear Power Plant Job Order# C0205596-01
One Cook Place, Bridgman, MI 49106 Component# 1-GRC-S562
3. Work Performed by: AEP/D.C. COOK Maintenance Department
4. Identification of System: Reactor Coolant
5. (a) Applicable Construction Code: ANSI B31.1, 1983 Ed. NO Add., Code Case: N/A
 (b) Applicable Edition of Section XI Utilized for Repairs or Replacements: 1989, No Addenda
6. Identification of Components Repaired or Replaced and Replacement Components

Name of Component	ASME,ASTM or AISI designation:	Name of Manufacture	Material Identification: M&E# ASP# P.O.#	Year built	Repaired Or Replaced	ASME Code Stamped Yes/No
1-GRC-S562						
3" CLAMP	SA-36	N/A	TEMP# 00.025319 ASP# 24988 PO# 13194	N/A	REPLACED	NO

7. Hydrostatic NA Pneumatic NA Nominal Operating Pressure N/A NDE: N/A

Pressure: psi Test Temperature F.

386-563

Description of Work: The old clamp was replaced with a new one. A VT-3 test was performed.

Job Order/File: C0205596-01

ISI CLASS

1

CERTIFICATE OF COMPLIANCE

We certify that the statements made in the report are correct and this repair and/or replacement conforms to the rules of the ASME Code, Section XI repair or replacement.

Type Code Symbol Stamp NA

Certificate of Authorization No. NA Expiration Date NA

Signed: Dewayne Timmons Maint. Welding Supervisor Date 2-15-01
Owner or Owner's Designee, Title

CERTIFICATE OF INSERVICE INSPECTION

I, the undersigned, holding a valid commission issued by the National Board of Boiler Pressure Vessel Inspectors and the State of Michigan and employed by FMIC OF JOHNSTON RI.

have inspected the components described in this Owner's Report during the period 10-27-00 to 02-15-01, and state that to the best of my knowledge and belief, the Owner has performed examinations and taken corrective measures described in this Owner's Report in accordance with the requirements of the ASME Code, Section XI

By signing this certificate neither the Inspector nor his employer makes any warranty, expressed or implied, concerning the examinations and corrective measures described in this Owner's Report. Furthermore, neither the Inspector nor his employer shall be liable in any manner for any personal injury or property damage or of loss of any kind arising from or connected with this inspection.

M. E. Watersbaugh Commissions Mich 0055, ENR N&I
Inspector's Signature National Board, State, Province, Endorsements

Date: Feb 15 19 2001

387-563

FORM NIS-2 OWNER'S REPORT FOR REPAIRS OR REPLACEMENTS
As Required by the Provisions for the ASME Code Section XI

1. Owner: AMERICAN ELECTRIC POWER Date Performed: 8-24-00
P.O. Box 60 Fort Wayne IN 46801 Unit# 1
2. Plant: D.C.Cook Nuclear Power Plant Job Order# C0205659-01
One Cook Place, Bridgman, MI 49106 Component# 1-CCM-452
3. Work Performed by: AEP/D.C. COOK Maintenance Department
4. Identification of System: COMPONENT COOLING WATER
5. (a) Applicable Construction Code: ANSI-B31.1-1983 Ed. NO Add. Code Case: NA
 (b) Applicable Edition of Section XI Utilized for Repairs or Replacements: 1989, No Addenda
6. **Identification of Components Repaired or Replaced and Replacement Components**

Name of Component	ASME,ASTM or AISI designation:	Name of Manufacture	Material Identification: M&E# ASP# P.O.#	Year built	Repaired Or Replaced	ASME Code Stamped Yes/No
1-CCM-452						
3 /4 BOLT	ASME SA193 GR B7	NA	M&E 30-211345 ASP15684	NA	REPLACED	NO
VALVE	BODY- SA516 GR 70	PRATT	M&E 30-042965 ASP 18972	NA	REPLACED	NO

7. Hydrostatic NA Pneumatic N/A Nominal Operating Pressure _____
 NDE: VT-2 Pressure: psi Test Temperature F.

Description of work: INSTALLED NEW VALVE AND BOLTING. Performed VT-2

388 - 563

Job Order/File: C0205659-01

ISI Class 2

CERTIFICATE OF COMPLIANCE

We certify that the statements made in the report are correct and this repair and/or replacement conforms to the rules of the ASME Code, Section XI repair or replacement.

Type Code Symbol Stamp NACertificate of Authorization No. NA Expiration Date NA

Signed: Dewayne Timmons, welding supervisor Date 1-30-01
 Owner or Owner's Designee, Title

CERTIFICATE OF INSERVICE INSPECTION

I, the undersigned, holding a valid commission issued by the National Board of Boiler Pressure Vessel Inspectors and the State or Providence of Michigan and employed by FMIC of Johnston R I.

have inspected the components described in this Owner's Report during the period 3-15-00 to 1-31-1, and state that to the best of my knowledge and belief, the Owner has performed examinations and taken corrective measures described in this Owner's Report in accordance with the requirements of the ASME Code, Section XI

By signing this certificate neither the Inspector nor his employer makes any warranty, expressed or implied, concerning the examinations and corrective measures described in this Owner's Report. Furthermore, neither the Inspector nor his employer shall be liable in any manner for any personal injury or property damage or of loss of any kind arising from or connected with this inspection.

MA McIntosh Commissions Mich 0055, End N&I
 Inspector's Signature National Board, State, Province, Endorsements

Date: Jan 31 19 2001

FORM NIS-2 OWNER'S REPORT FOR REPAIRS OR REPLACEMENTS

As Required by the Provisions of the ASME Code Section XI

389-563

1. Owner AMERICAN ELECTRIC POWER COMPANY
Name

Date January 24, 2001

P.O. Box 60 Fort Wayne, IN 46801
Address

Sheet 1 of 2

2. Plant D.C. COOK NUCLEAR POWER PLANT
Name

Unit # 1

One Cook Place, Bridgman, MI 49106
Address

C205796-01

3. Work Performed by Installation Services
Name

Repair Org. P.O. No., Job No., etc

Type Code Symbol Stamp N/A

Same as #2

Name

Authorization No. N/A

Expiration Date N/A

Address

4. Identification of System Auxiliary Feedwater

ASME CODE CLASS 2

5. (a) Applicable Const. Code B31.1 19 83Ed., N/A Add. N416-1 Code Case

(b) Applicable Edition of Section XI Utilized for Repairs or Replacements 1989

6. Identification of Components Repaired or Replaced and Replacement Components

Name of Component	Name of Manufacturer	Manuf. Serial No.	Nat. Board No.	Other Identification	Year Built	Repaired Replaced or Replacement	ASME Code Stamped (Yes or No)
1-FW-261 3" 900# Globe Valve	Temp M&E# 00-017286	ASP# 23280	N/A	SA 105	N/A	Replacement	No
3" Sch 80 Pipe	M&E# 30-014983	ASP# 18219	N/A	SA 106 Grade B	N/A	Replacement	No
3" 90 Deg Elbow Sch 80 LR BW	M&E# 30-016177	ASP# 22282	N/A	SA 234 Grade WPB	N/A	Replacement	No

7. Description of work Install Manual Operated Valve 1-FW-261 in accordance with 1-DCP-425

8. Test Conducted: Hydrostatic ☐ Pneumatic ☐ Nominal Operating Pressure ☒
N/A ☐ Other ☐ Pressure N/A psi Test Temp. N/A °F

NOTE: Supplemental sheets in form of lists, sketches, or drawings may be used, provided (1) size is 8-1/2 in. x 11 in., (2) information in items 1 through 6 on this report is included on each sheet, and (3) each sheet is numbered and the number of sheets is recorded at the top of this form.

390 - 563

FORM NIS-2 (Back)

Remarks VT at Fit Up and Final Plus MT/PT and RT VT-2
Applicable Manufacturer's Data Reports to be attached

Ref. JO: C205796-01

Design Change: 1-DCP-425

Repair/Replacement Plan: C205796-01 ISI Class 2

CERTIFICATE OF COMPLIANCE

We certify that the statements made in the report are correct and this
REPLACEMENT conforms to the rules of the ASME Code, Section XI.
 Repair or replacement

Type Code Symbol Stamp N/ACertificate of Authorization No. N/A Expiration Date N/A

Signed *DeWayne Timmons* Date 2-3-, 20 01
Owner or Owner's Designee, Title

CERTIFICATE OF INSERVICE INSPECTION

I, the undersigned, holding a valid commission issued by the National Board of Boiler And Pressure Vessel Inspectors and the State or Province of Michigan and employed by FACTORY MUTUAL INSURANCE Co. of Johnston, R.I. 02919 Have inspected the components described in this Owner's Report during the period 2-3-01 to 2-5-01, and state that to the best of my knowledge and belief, the Owner has performed examinations and taken corrective measures described in this Owner's Report in accordance with the requirements of the ASME Code, Section XI.

By signing this certificate neither the Inspector nor his employer makes any Warranty, expressed or implied, concerning the examinations and corrective measures Described in this Owner's Report. Furthermore, neither the Inspector nor his Employer shall be liable in any manner for any personal injury or property damage or a loss of any kind arising from or connected with this inspection.

Mark Matropoulos Commissions Mich 0055, END NFI
Inspector's Signature National Board, State, Province, Endorsements

Date Feb 5 20 01

FORM NIS-2 OWNER'S REPORT FOR REPAIRS OR REPLACEMENTS

As Required by the Provisions of the ASME Code Section XI

391-563

1. Owner AMERICAN ELECTRIC POWER COMPANY
Name

P.O. Box 60 Fort Wayne, IN 46801
Address

Date January 24, 2001

Sheet 1 of 2

2. Plant D.C. COOK NUCLEAR POWER PLANT
Name

One Cook Place, Bridgman, MI 49106
Address

Unit # 1

C205801-01

3. Work Performed by Installation Services
Name

Same as #2
Address

Repair Org. P.O. No., Job No., etc

Type Code Symbol Stamp N/A

Authorization No. N/A

Expiration Date N/A

4. Identification of System Auxiliary Feedwater

ASME CODE CLASS 2

5. (a) Applicable Const. Code B31.1 19 83Ed., N/A Add. N416-1 Code Case

(b) Applicable Edition of Section XI Utilized for Repairs or Replacements 1989

6. Identification of Components Repaired or Replaced and Replacement Components

Name of Component	Name of Manufacturer	Manuf. Serial No.	Nat. Board No.	Other Identification	Year Built	Repaired Replaced or Replacement	ASME Code Stamped (Yes or No)
1-FW-262 3" 900# Globe Valve	Temp M&E# 00-017286	ASP# 23280	N/A	SA 105	N/A	Replace- ment	No

7. Description of work Install Manual Operated Valve 1-FW-262 in accordance with 1-DCP-425

8. Test Conducted: Hydrostatic ☐ Pneumatic ☐ Nominal Operating Pressure ☒
N/A ☐ Other ☐ Pressure N/A psi Test Temp. N/A °F

NOTE: Supplemental sheets in form of lists, sketches, or drawings may be used, provided (1) size is 8-1/2 in. x 11 in., (2) information in items 1 through 6 on this report is included on each sheet, and (3) each sheet is numbered and the number of sheets is recorded at the top of this form.

392-563

FORM NIS-2 (Back)

Remarks VT at Fit Up and Final Plus MT and RT VT-2
Applicable Manufacturer's Data Reports to be attached

Ref. JO: C205801-01 Design Change: 1-DCP-425

Repair/Replacement Plan: C205801-01 ISI Class 2

CERTIFICATE OF COMPLIANCE

We certify that the statements made in the report are correct and this
REPLACEMENT conforms to the rules of the ASME Code, Section XI.
 Repair or replacement

Type Code Symbol Stamp N/A

Certificate of Authorization No. N/A Expiration Date N/A

Signed DeWayne Timmons Maint. Super. Welding Date 1-30-, 20 01
 Owner or Owner's Designee, Title

CERTIFICATE OF INSERVICE INSPECTION

I, the undersigned, holding a valid commission issued by the National Board of Boiler And Pressure Vessel Inspectors and the State or Province of Michigan and employed by FACTORY MUTUAL INSURANCE Co. of Johnston, R.I. 02919
 Have inspected the components described in this Owner's Report during the period 8-3-00 to 1-31-1, and state that to the best of my knowledge and belief, the Owner has performed examinations and taken corrective measures described in this Owner's Report in accordance with the requirements of the ASME Code, Section XI.

By signing this certificate neither the Inspector nor his employer makes any Warranty, expressed or implied, concerning the examinations and corrective measures Described in this Owner's Report. Furthermore, neither the Inspector nor his Employer shall be liable in any manner for any personal injury or property damage or a loss of any kind arising from or connected with this inspection.

MR. McIntyre Commissions MICHIGAN, END NBT
 Inspector's Signature National Board, State, Province, Endorsements

Date JAN 31 20 01

393-563

FORM NIS-2 OWNER'S REPORT FOR REPAIRS OR REPLACEMENTS

As Required by the Provisions for the ASME Code Section XI

1. Owner: AMERICAN ELECTRIC POWER Date Performed: 10-02-00
P.O. Box 60 Fort Wayne IN 46801 Unit# 1
2. Plant: D.C.Cook Nuclear Power Plant Job Order# C0205802-01
One Cook Place, Bridgman, MI 49106 Component# 1-FW-263
3. Work Performed by: AEP/D.C. COOK Maintenance Department
4. Identification of System: AUXILLARY FEEDWATER
5. (a) Applicable Construction Code: ANSI-B31.1-1983 Ed. NO Add. Code Case: N-416
 (b) Applicable Edition of Section XI Utilized for Repairs or Replacements: 1989, No Addenda
6. Identification of Components Repaired or Replaced and Replacement Components

Name of Component	ASME,ASTM or AISI designation:	Name of Manufacture	Material Identification: M&E# ASP# P.O.#	Year built	Repaired Or Replaced	ASME Code Stamped Yes/No
1-FW-263						NO
GLOBE VALVE 3" 900 LB BW,C.S.	SA 105	N/A	TEMP. M&E # 00-017286 ASP # 23280 P.O. # 5176	N/A	REPLACED	NO

7. Hydrostatic N/A Pneumatic N/A Nominal Operating Pressure VT-2
NDE: VT-FITUP/FINAL-FINAL MT,PT,RT Press,psi -n/Test/TempN/A

Description of work: Install new Isolation valve 1-FW-263 per 1-DCP-425

394-563

Job Order/File: C0205802-01

ISI Class 2

CERTIFICATE OF COMPLIANCE

We certify that the statements made in the report are correct and this repair and/or replacement conforms to the rules of the ASME Code, Section XI repair or replacement.

Type Code Symbol Stamp NACertificate of Authorization No. NA Expiration Date NA

Signed: Dwayne Timmons, welding supervisor Date 1-31-01
 Owner or Owner's Designee, Title

CERTIFICATE OF INSERVICE INSPECTION

I, the undersigned, holding a valid commission issued by the National Board of Boiler Pressure Vessel Inspectors and the State or Province of Michigan and employed by FMIC of Johnston R I.

have inspected the components described in this Owner's Report during the period 8-4-00 to 2-6-01, and state that to the best of my knowledge and belief, the Owner has performed examinations and taken corrective measures described in this Owner's Report in accordance with the requirements of the ASME Code, Section XI

By signing this certificate neither the Inspector nor his employer makes any warranty, expressed or implied, concerning the examinations and corrective measures described in this Owner's Report. Furthermore, neither the Inspector nor his employer shall be liable in any manner for any personal injury or property damage or of loss of any kind arising from or connected with this inspection.

Mike Waterspaul Commissions Michigan, ENR N&I
 Inspector's Signature National Board, State, Province, Endorsements

Date: Feb 6 19 2001

FORM NIS-2 OWNER'S REPORT FOR REPAIRS OR REPLACEMENTS

As Required by the Provisions of the ASME Code Section XI

395-563

- Owner AMERICAN ELECTRIC POWER COMPANY
 Name
P.O. Box 60 Fort Wayne, IN 46801
 Address
2. Plant D.C. COOK NUCLEAR POWER PLANT
 Name
One Cook Place, Bridgman, MI 49106
 Address
3. Work Performed by Installation Services
 Name
Same as #2
 Address
- Date January 18, 2001
 Sheet 1 of 2
 Unit # 1
C205878-01
 Repair Org. P.O. No., Job No., etc
 Type Code Symbol Stamp N/A
 Authorization No. N/A
 Expiration Date N/A
4. Identification of System Containment Spray System ASME CODE CLASS 2
5. (a) Applicable Const. Code ANSI B31.1 19 83Ed. N/A Add. N/A Code Case
 (b) Applicable Edition of Section XI Utilized for Repairs or Replacements 1989
6. Identification of Components Repaired or Replaced and Replacement Components

Name of Component	Name of Manufacturer	Manuf. Serial No.	Nat. Board No.	Other Identification	Year Built	Repaired Replaced or Replacement	ASME Code Stamped (Yes or No)
1-ACTS-R4000 2 x 2 x 1/4 Angle	M&E# 30-153012	ASP# 21657	N/A	A36 1990	N/A	Replace- ment	No
1/2 x 3 U-Bolt	M&E# 30-024116	ASP# 16149	N/A	Grinnell Fig 137N	N/A	Replace- ment	No
3/8" x 1-1/4 Hilti Bolt	M&E# 30-046263	ASP# 23726	N/A	HKBII 38-414	N/A	Replace- ment	No

7. Description of work Modify Support 1-ACTS-R-4000 in accordance with 1-DCP-163. No welding performed

8. Test Conducted: Hydrostatic ☐ Pneumatic ☐ Nominal Operating Pressure ☐
 N/A ☒ Other ☐ Pressure N/A psi Test Temp. N/A °F

NOTE: Supplemental sheets in form of lists, sketches, or drawings may be used, provided (1) size is 8-1/2 in. x 11 in., (2) information in items 1 through 6 on this report is included on each sheet, and (3) each sheet is numbered and the number of sheets is recorded at the top of this form.

396-563

FORM NIS-2 (Back)

Remarks

Applicable Manufacturer's Data Reports to be attached

Ref. JO: C205878-01

Design Change: 1-DCP-163

Repair/Replacement Plan: C205878-01

ISI Class: 2

CERTIFICATE OF COMPLIANCE

We certify that the statements made in the report are correct and this
REPLACEMENT conforms to the rules of the ASME Code, Section XI.
 Repair or replacement

Type Code Symbol Stamp N/ACertificate of Authorization No. N/A Expiration Date N/A

Signed

Raymond Simmons
RAYMOND SIMMONS - MAINT. SUPERV.
 Owner or Owner's Designee, Title

Date

1-23-01

, 20 01

CERTIFICATE OF INSERVICE INSPECTION

I, the undersigned, holding a valid commission issued by the National Board of Boiler And Pressure Vessel Inspectors and the State or Province of Michigan and employed by FACTORY MUTUAL INSURANCE Co. of Johnston, R.I. 02919 Have inspected the components described in this Owner's Report during the period 10-10-00 to 1-26-01, and state that to the best of my knowledge and belief, the Owner has performed examinations and taken corrective measures described in this Owner's Report in accordance with the requirements of the ASME Code, Section XI.

By signing this certificate neither the Inspector nor his employer makes any Warranty, expressed or implied, concerning the examinations and corrective measures Described in this Owner's Report. Furthermore, neither the Inspector nor his Employer shall be liable in any manner for any personal injury or property damage or a loss of any kind arising from or connected with this inspection.

MR. Muterspaugh
 Inspector's Signature

Commissions

Mich 0055, END N&I

National Board, State, Province, Endorsements

Date

JAN 26

20 01

397-583

FORM NIS-2 OWNER'S REPORT FOR REPAIRS OR REPLACEMENTS
As Required by the Provisions for the ASME Code Section XI

1. Owner: AMERICAN ELECTRIC POWER Date Performed: 01-18-01
P.O. Box 60 Fort Wayne IN 46801 Unit# 1
2. Plant: D.C. Cook Nuclear Power Plant Job Order# C205878-04
One Cook Place, Bridgman, MI 49106 Component# 1-ACTS-R-4007
3. Work Performed by: AEP/D.C. COOK Maintenance Department
4. Identification of System: CONTAIMENT SPRAY SYSTEM
5. (a) Applicable Construction Code: ANSI-B31.1-1983 ED NO Add., Code Case: N/A
 (b) Applicable Edition of Section XI Utilized for Repairs or Replacements: 1989, No Addenda
6. **Identification of Components Repaired or Replaced and Replacement Components**

Name of Component	ASME, ASTM or AISI designation:	Name of Manufacture	Material Identification: M&E# ASP# P.O.#	Year built	Repaired Or Replaced	ASME Code Stamped Yes/No
1-ACTS-R-4000					REPLACE	NO
SWAY STRUT	GRINNELL FIG 211N	GRINNELL	TEMP M&E # 00-023641 ASP # 24715	N/A	REPLACE	NO
10"X 10" X 1/2" BASE PLATE	ASTM A-36-93-A CARBON STEEL	N/A	M&E # 30-153188 ASP # 22542	N/A	REPLACE	NO
1/2" X 7" HILTI BLT.	HKBII 12-7	HILTI	M&E # 30-046271 ASP # 22890	N/A	REPLACE	NO
1/2" X 5-1/2" HILTI	HKBII 12-512	HILTI	M&E # 30-046270 ASP # 22889	N/A	REPLACE	NO
2" PIPE SCH 40	SA-105 GR-B	N/A	M&E # 30-014961 ASP # 20116	N/A	REPLACE	NO

7. Hydrostatic N/A Pneumatic N/A Nominal Operating Pressure N/A

NDE: VT, MT Pressure: psi Test Temperature N/A F.

Description of work: Modify support 1-ACTS-R-4007 IAW 1-DCP-163, a VT-3 was performed.

398-563

Job Order/File: C205878-04

ISI Class 2

CERTIFICATE OF COMPLIANCE

We certify that the statements made in the report are correct and this repair and/or replacement conforms to the rules of the ASME Code, Section XI repair or replacement.

Type Code Symbol Stamp N/ACertificate of Authorization No. N/A Expiration Date N/ASigned: Dewayne Timmons, welding supervisorDate 2-28-01

Owner or Owner's Designee, Title

CERTIFICATE OF INSERVICE INSPECTION

I, the undersigned, holding a valid commission issued by the National Board of Boiler Pressure Vessel Inspectors and the State of Providence of Michigan and employed by FMIC of Johnston R.I.

have inspected the components described in this Owner's Report during the period 10-26-00 to 2-28-01, and state that to the best of my knowledge and belief, the Owner has performed examinations and taken corrective measures described in this Owner's Report in accordance with the requirements of the ASME Code, Section XI

By signing this certificate neither the Inspector nor his employer makes any warranty, expressed or implied, concerning the examinations and corrective measures described in this Owner's Report. Furthermore, neither the Inspector nor his employer shall be liable in any manner for any personal injury or property damage or of loss of any kind arising from or connected with this inspection.

M. R. Muterbaugh
Inspector's Signature

Commissions MIC 0755, END N & I
National Board, State, Province, Endorsements

Date: Feb 2819 2001

FORM NIS-2 OWNER'S REPORT FOR REPAIRS OR REPLACEMENTS

As Required by the Provisions of the ASME Code Section XI

399-563

1. Owner AMERICAN ELECTRIC POWER COMPANY Date January 18, 2001
P.O. Box 60 Fort Wayne, IN 46801 Sheet 1 of 2
Address
2. Plant D.C. COOK NUCLEAR POWER PLANT Unit # 1
One Cook Place, Bridgman, MI 49106 C205879-04
Address Repair Org. P.O. No., Job No., etc
Work Performed by Installation Services Type Code Symbol Stamp N/A
Same as #2 Name Authorization No. N/A
Address Expiration Date N/A
4. Identification of System Spent Fuel Pit Cooling ASME CODE CLASS 3 *3/13/01*
5. (a) Applicable Const. Code ANSI B31.1 19 83Ed. N/A Add. N/A Code Case 9/13/01
 (b) Applicable Edition of Section XI Utilized for Repairs or Replacements 1989
6. Identification of Components Repaired or Replaced and Replacement Components

Name of Component	Name of Manufacturer	Manuf. Serial No.	Nat. Board No.	Other Identification	Year Built	Repaired Replaced or Replacement	ASME Code Stamped (Yes or No)
1-GSF-R-17 2 x 2 x 1/4 Angle	M&E# 30-153012	ASP# 21892	N/A	A36 1990	N/A	Replacement	No
3/8 x 3 Flat Bar	M&E# 30-153142	ASP# 21834	N/A	A36 1990	N/A	Replacement	No

7. Description of work Modify Support 1-GSF-R-17 in accordance with 1-DCP-163

8. Test Conducted: Hydrostatic ☐ Pneumatic ☐ Nominal Operating Pressure ☐
 N/A ☒ Other ☐ Pressure N/A psi Test Temp. N/A °F

NOTE: Supplemental sheets in form of lists, sketches, or drawings may be used, provided (1) size is 8-1/2 in. x 11 in., (2) information in items 1 through 6 on this report is included on each sheet, and (3) each sheet is numbered and the number of sheets is recorded at the top of this form.

FORM NIS-2 (Back)

Remarks

Final Vt and Final MT/PT

Applicable Manufacturer's Data Reports to be attached

Ref. JO: C205879-04

Design Change: 1-DCP-163

Repair/Replacement Plan: C205879-04

ISI Class: 3

CERTIFICATE OF COMPLIANCE

We certify that the statements made in the report are correct and this
REPLACEMENT conforms to the rules of the ASME Code, Section XI.
 Repair or replacement

Type Code Symbol Stamp N/ACertificate of Authorization No. N/A Expiration Date N/A

Signed



 DENWAYNE A. TIMMONS
Date 1-23-01, 20 01

Owner or Owner's Designee, Title

CERTIFICATE OF INSERVICE INSPECTION

I, the undersigned, holding a valid commission issued by the National Board of Boiler And Pressure Vessel Inspectors and the State or Province of Michigan and employed by FACTORY MUTUAL INSURANCE Co. of Johnston, R.I. 02919 Have inspected the components described in this Owner's Report during the period 9/26/00 to 1-24-01, and state that to the best of my knowledge and belief, the Owner has performed examinations and taken corrective measures described in this Owner's Report in accordance with the requirements of the ASME Code, Section XI.

By signing this certificate neither the Inspector nor his employer makes any Warranty, expressed or implied, concerning the examinations and corrective measures Described in this Owner's Report. Furthermore, neither the Inspector nor his Employer shall be liable in any manner for any personal injury or property damage or a loss of any kind arising from or connected with this inspection.


 Inspector's Signature

Commissions

Mich 0055, ENDRFI
 National Board, State, Province, Endorsements
Date Jan 24 20 01

FORM NIS-2 OWNER'S REPORT FOR REPAIRS OR REPLACEMENTS

As Required by the Provisions of the ASME Code Section XI

401-563

1. Owner AMERICAN ELECTRIC POWER COMPANY
P.O. Box 60 Fort Wayne, IN 46801
 Name
 Address
2. Plant D.C. COOK NUCLEAR POWER PLANT
One Cook Place, Bridgman, MI 49106
 Name
 Address
3. Work Performed by Installation Services
Same as #2
 Name
 Address
- Date January 18, 2001
- Sheet 1 of 2
- Unit # 1
- C205879-06
 Repair Org. P.O. No., Job No., etc
 Type Code Symbol Stamp N/A
 Authorization No. N/A
 Expiration Date N/A
4. Identification of System Spent Fuel Pit Cooling ASME CODE CLASS 2 & 3 *Rev 3/13/01*
5. (a) Applicable Const. Code ANSI B31.1 19 83Ed. N/A Add. N/A Code Case
 (b) Applicable Edition of Section XI Utilized for Repairs or Replacements 1989
6. Identification of Components Repaired or Replaced and Replacement Components

Name of Component	Name of Manufacturer	Manuf. Serial No.	Nat. Board No.	Other Identification	Year Built	Repaired Replaced or Replacement	ASME Code Stamped (Yes or No)
1-GSF-R-27 3 x 3 x 3/8 Angle	M&E# 30-153032	ASP# 18722	N/A	A36 1990	N/A	Replacement	No

7. Description of work Modify Support 1-GSF-R-27 in accordance with 1-DCP-163

8. Test Conducted: Hydrostatic ☐ Pneumatic ☐ Nominal Operating Pressure ☐
 N/A ☒ Other ☐ Pressure N/A psi Test Temp. N/A °F

NOTE: Supplemental sheets in form of lists, sketches, or drawings may be used, provided (1) size is 8-1/2 in. x 11 in., (2) information in items 1 through 6 on this report is included on each sheet, and (3) each sheet is numbered and the number of sheets is recorded at the top of this form.

402-563

FORM NIS-2 (Back)

Remarks Final VT and Final MT
Applicable Manufacturer's Data Reports to be attached

Ref. JO: C205879-06 Design Change: 1-DCP-163

Repair/Replacement Plan: C205879-06 ISI Class: 3

CERTIFICATE OF COMPLIANCE

We certify that the statements made in the report are correct and this
REPLACEMENT conforms to the rules of the ASME Code, Section XI.
 Repair or replacement

Type Code Symbol Stamp N/A

Certificate of Authorization No. N/A Expiration Date N/A

Signed Dewayne Timmons Date 1-23-01, 20 01
 Owner or Owner's Designee, Title

CERTIFICATE OF INSERVICE INSPECTION

I, the undersigned, holding a valid commission issued by the National Board of Boiler And Pressure Vessel Inspectors and the State or Province of Michigan and employed by FACTORY MUTUAL INSURANCE Co. of Johnston, R.I. 02919 Have inspected the components described in this Owner's Report during the period 9-26-00 to 01-24-01, and state that to the best of my knowledge and belief, the Owner has performed examinations and taken corrective measures described in this Owner's Report in accordance with the requirements of the ASME Code, Section XI.

By signing this certificate neither the Inspector nor his employer makes any Warranty, expressed or implied, concerning the examinations and corrective measures Described in this Owner's Report. Furthermore, neither the Inspector nor his Employer shall be liable in any manner for any personal injury or property damage or a loss of any kind arising from or connected with this inspection.

MR. M. Timmons Commissions MICH 0055, END N&I
 Inspector's Signature National Board, State, Province, Endorsements

Date JAN 24 20 01

FORM NIS-2 OWNER'S REPORT FOR REPAIRS OR REPLACEMENTS

As Required by the Provisions of the ASME Code Section XI

403-563

Owner AMERICAN ELECTRIC POWER COMPANY
Name

P.O. Box 60 Fort Wayne, IN 46801
Address

2. Plant D.C. COOK NUCLEAR POWER PLANT
Name

One Cook Place, Bridgman, MI 49106
Address

3. Work Performed by Installation Services
Name

Same as #2
Address

Date January 18, 2001

Sheet 1 of 2

Unit # 1

C205879-12

Repair Org. P.O. No., Job No., etc

Type Code Symbol Stamp N/A

Authorization No. N/A

Expiration Date N/A

4. Identification of System Spent Fuel Pit Cooling ASME CODE CLASS 2 ³ _{3/3/01}

5. (a) Applicable Const. Code ANSI B31.1 19 83Ed., N/A Add. N/A Code Case REF

(b) Applicable Edition of Section XI Utilized for Repairs or Replacements 1989 _{3/3/01}

6. Identification of Components Repaired or Replaced and Replacement Components

Name of Component	Name of Manufacturer	Manuf. Serial No.	Nat. Board No.	Other Identification	Year Built	Repaired Replaced or Replacement	ASME Code Stamped (Yes or No)
1-GSF-R-19 3/8 x 4 Flat Bar	M&E# 30-153141	ASP# 21893	N/A	A36 - 90	N/A	Replacement	No
3 x 3 x 1/4 Tube Steel	M&E# 30-150169	ASP# 22500	N/A	A500 Grade B 1990	N/A	Replacement	No

7. Description of work Modify Support 1-GSF-R-19 in accordance with 1-DCP-163

8. Test Conducted: Hydrostatic ☐ Pneumatic ☐ Nominal Operating Pressure ☐
N/A ☒ Other ☐ Pressure N/A psi Test Temp. N/A °F

NOTE: Supplemental sheets in form of lists, sketches, or drawings may be used, provided (1) size is 8-1/2 in. x 11 in., (2) information in items 1 through 6 on this report is included on each sheet, and (3) each sheet is numbered and the number of sheets is recorded at the top of this form.

404-563

FORM NIS-2 (Back)

Remarks

Final VT and Final MT

Applicable Manufacturer's Data Reports to be attached

Ref. JO: C205879-12

Design Change: 1-DCP-163

Repair/Replacement Plan: C205879-12

ISI Class: 3

CERTIFICATE OF COMPLIANCE

We certify that the statements made in the report are correct and this
REPLACEMENT conforms to the rules of the ASME Code, Section XI.
 Repair or replacement

Type Code Symbol Stamp N/ACertificate of Authorization No. N/A Expiration Date N/A

Signed Debra Timmons Date 1-19-01, 20 01
 Owner or Owner's Designee, Title

CERTIFICATE OF INSERVICE INSPECTION

I, the undersigned, holding a valid commission issued by the National Board of Boiler And Pressure Vessel Inspectors and the State or Province of Michigan and employed by FACTORY MUTUAL INSURANCE Co. of Johnston, R.I. 02919 Have inspected the components described in this Owner's Report during the period 10-17-00 to 1-23-01, and state that to the best of my knowledge and belief, the Owner has performed examinations and taken corrective measures described in this Owner's Report in accordance with the requirements of the ASME Code, Section XI.

By signing this certificate neither the Inspector nor his employer makes any Warranty, expressed or implied, concerning the examinations and corrective measures Described in this Owner's Report. Furthermore, neither the Inspector nor his Employer shall be liable in any manner for any personal injury or property damage or a loss of any kind arising from or connected with this inspection.

MR Monterspaugh Commissions Mich 0055, END N&I
 Inspector's Signature National Board, State, Province, Endorsements

Date Jan 23 20 01

405-563

FORM NIS-2 OWNER'S REPORT FOR REPAIRS OR REPLACEMENTS

As Required by the Provisions for the ASME Code Section XI

1. Owner: AMERICAN ELECTRIC POWER Date Performed: 10-23-00
P.O. Box 60 Fort Wayne IN 46801 Unit# 1
2. Plant: D.C.Cook Nuclear Power Plant Job Order# C0205967-11
One Cook Place, Bridgman, MI 49106 Component# 1-ASI-R-4002
3. Work Performed by: AEP/D.C. COOK Maintenance Department
4. Identification of System: SAFETY INJECTION
5. (a) Applicable Construction Code: ANSI-B31.1-1983 Ed. NO Add. Code Case: NA
 (b) Applicable Edition of Section XI Utilized for Repairs or Replacements: 1989, No Addenda
6. **Identification of Components Repaired or Replaced and Replacement Components**

Name of Component	ASME,ASTM or AISI designation:	Name of Manufacture	Material Identification: M&E# ASP# P.O.#	Year built	Repaired Or Replaced	ASME Code Stamped Yes/No
HILTI BOLT	HKB II	NA	M&E 30-046270 ASP 22889	NA	REPLACED	NO
STEEL PLATE	ASTM A-36-93A	NA	M&E 30-153149 ASP 23198	NA	REPLACED	NO
STEEL TUBING	ASTM A500 1990	NA	M&E 30-150165 ASP 23634	NA	REPLACED	NO
STEEL PLATE	ASTM A-36-93A	NA	M&E 30-153189 ASP 22134	NA	REPLACED	NO
STEEL BAR	ASTM A-36-90	NA	M&E 30-153130 ASP 18769	NA	REPLACED	NO
STEEL TUBING	ASTM A500 1990	NA	M&E 30-150169 ASP 24282	NA	REPLACED	NO

406-563

7. Hydrostatic NA Pneumatic N/A Nominal Operating Pressure _____
 NDE: PT/VT-3 Pressure: psi Test Temperature _____ F.

Description of work: **INSTALLED HANGER AND HAD PT/VT-3 PERFORMED**

Job Order/File: C0205967-11

ISI Class 2

CERTIFICATE OF COMPLIANCE

We certify that the statements made in the report are correct and this repair and/or replacement conforms to the rules of the ASME Code, Section XI repair or replacement.

Type Code Symbol Stamp NA

Certificate of Authorization No. NA Expiration Date NA

Signed: Dewayne Timmons, welding supervisor Date 1-24-01
 Owner or Owner's Designee, Title

CERTIFICATE OF INSERVICE INSPECTION

I, the undersigned, holding a valid commission issued by the National Board of Boiler Pressure Vessel Inspectors and the State or Providence of Michigan and employed by FMIC of Johnston R I.

have inspected the components described in this Owner's Report during the period 9-20-00 to 1-26-01, and state that to the best of my knowledge and belief, the Owner has performed examinations and taken corrective measures described in this Owner's Report in accordance with the requirements of the ASME Code, Section XI

By signing this certificate neither the Inspector nor his employer makes any warranty, expressed or implied, concerning the examinations and corrective measures described in this Owner's Report. Furthermore, neither the Inspector nor his employer shall be liable in any manner for any personal injury or property damage or of loss of any kind arising from or connected with this inspection.

M. J. Matersbaugh Commissions MICHIGAN, ENDORS
 Inspector's Signature National Board, State, Province, Endorsements

Date: JAN 26 19 2001

407-563

FORM NIS-2 OWNER'S REPORT FOR REPAIRS OR REPLACEMENTS
As Required by the Provisions for the ASME Code Section XI

1. Owner: AMERICAN ELECTRIC POWER Date Performed: 10-13-00
P.O. Box 60 Fort Wayne IN 46801 Unit# 1
2. Plant: D.C. Cook Nuclear Power Plant Job Order# C0205967-12
One Cook Place, Bridgman, MI 49106 Component# 1-ASI-R-4003
3. Work Performed by: AEP/D.C. COOK Maintenance Department
4. Identification of System: SAFETY INJECTION _____
5. (a) Applicable Construction Code: ANSI-B31.1-1983 Ed. NO Add. Code Case: NA
 (b) Applicable Edition of Section XI Utilized for Repairs or Replacements: 1989, No Addenda
6. **Identification of Components Repaired or Replaced and Replacement Components**

Name of Component	ASME, ASTM or AISI designation:	Name of Manufacture	Material Identification: M&E# ASP# P.O.#	Year built	Repaired Or Replaced	ASME Code Stamped Yes/No
1-ASI-R-4003						
HILTI BOLTS	HBK II	NA	M&E 30-046271 ASP 22890	NA	REPLACED	NA
STEEL ANGLE	ASTM A-36 1991	NA	M&E 30-153031 ASP 23126	NA	REPLACED	NA
PLATE STEEL	ASTM A-36 1990	NA	M&E 30-153211 ASP 23664	NA	REPLACED	NA

7. Hydrostatic NA Pneumatic N/A Nominal Operating Pressure _____
 NDE: MT/VT-3 Pressure: psi Test Temperature _____ F.

408-583

Description of work: INSTALLED HANGER AND HAD MT/VT-3 PRFORMED

Job Order/File: C0205967-12

ISI Class 2

CERTIFICATE OF COMPLIANCE

We certify that the statements made in the report are correct and this repair and/or replacement conforms to the rules of the ASME Code, Section XI repair or replacement.

Type Code Symbol Stamp NACertificate of Authorization No. NA Expiration Date NA

Signed: Dewayne Timmons welding supervisor Date 2-26-01
 Owner or Owner's Designee, Title

CERTIFICATE OF INSERVICE INSPECTION

I, the undersigned, holding a valid commission issued by the National Board of Boiler Pressure Vessel Inspectors and the State of Providence of Michigan and employed by FMIC of Johnston R I.

have inspected the components described in this Owner's Report during the period 9-20-00 to 2-26-01, and state that to the best of my knowledge and belief, the Owner has performed examinations and taken corrective measures described in this Owner's Report in accordance with the requirements of the ASME Code, Section XI

By signing this certificate neither the Inspector nor his employer makes any warranty, expressed or implied, concerning the examinations and corrective measures described in this Owner's Report. Furthermore, neither the Inspector nor his employer shall be liable in any manner for any personal injury or property damage or of loss of any kind arising from or connected with this inspection.

MR Matusz Commissions Mich 0055, ENCL NIT
 Inspector's Signature National Board, State, Province, Endorsements

Date: Feb 26 19 2001

409 - 563

FORM NIS-2 OWNER'S REPORT FOR REPAIRS OR REPLACEMENTS
As Required by the Provisions for the ASME Code Section XI

1. Owner: AMERICAN ELECTRIC POWER Date Performed: 10-27-00
P.O. Box 60 Fort Wayne IN 46801 Unit# 1
2. Plant: D.C. Cook Nuclear Power Plant Job Order# C0205967-13
One Cook Place, Bridgman, MI 49106 Component# 1-ASI-R-4004
3. Work Performed by: AEP/D.C. COOK Maintenance Department
4. Identification of System: SAFETY INJECTION
5. (a) Applicable Construction Code: ANSI-B31.1-1983 Ed. NO Add., Code Case: NA
 (b) Applicable Edition of Section XI Utilized for Repairs or Replacements: 1989, No Addenda
6. **Identification of Components Repaired or Replaced and Replacement Components**

Name of Component	ASME, ASTM or AISI designation:	Name of Manufacture	Material Identification: M&E# ASP# P.O.#	Year built	Repaired Or Replaced	ASME Code Stamped Yes/No
1-ASI-R-4004						
STEEL PLATE	ASTM A-36-93A	NA	M&E 30-153195 ASP 22402	NA	REPLACED	NO
STEEL PLATE	ASTM A39 1991	NA	M&E 30-153217 ASP 22777	NA	REPLACED	NO
SWAY STRUT	GRINNELL FIG. 211N SIZE "C"	NA	TEMP M&E 00-009673 ASP 20875	NA	REPLACED	NO
HILTI BOLTS	HKB II	NA	M&E 30-046272 ASP 24525	NA	REPLACED	NO
HILTI BOLT	HBK II	NA	M&E 30-046273 ASP 14398	NA	REPLACED	NO

410-563

7. Hydrostatic NA Pneumatic N/A Nominal Operating Pressure _____
 NDE: MT/VT-3 Pressure: psi Test Temperature _____ F.

Description of work: **INSTALLED HANGER AND HAD MT/VT-3 PERFORMED**

Job Order/File: C0205967-13

ISI Class 2

CERTIFICATE OF COMPLIANCE

We certify that the statements made in the report are correct and this repair and/or replacement conforms to the rules of the ASME Code, Section XI repair or replacement.

Type Code Symbol Stamp NA

Certificate of Authorization No. NA Expiration Date NA

Signed: Dewayne Timmons, welding supervisor Date 1-23-01
 Owner or Owner's Designee, Title

CERTIFICATE OF INSERVICE INSPECTION

I, the undersigned, holding a valid commission issued by the National Board of Boiler Pressure Vessel Inspectors and the State or Providence of Michigan and employed by FMIC of Johnston R I.

have inspected the components described in this Owner's Report during the period 9/20/00 to 1-26-01, and state that to the best of my knowledge and belief, the Owner has performed examinations and taken corrective measures described in this Owner's Report in accordance with the requirements of the ASME Code, Section XI

By signing this certificate neither the Inspector nor his employer makes any warranty, expressed or implied, concerning the examinations and corrective measures described in this Owner's Report. Furthermore, neither the Inspector nor his employer shall be liable in any manner for any personal injury or property damage or of loss of any kind arising from or connected with this inspection.

MR. Montemayor Commissions MICH 0055, END N&I
 Inspector's Signature National Board, State, Province, Endorsements

Date: JAN 26 19 2001

411-563

FORM NIS-2 OWNER'S REPORT FOR REPAIRS OR REPLACEMENTS
As Required by the Provisions for the ASME Code Section XI

1. Owner: AMERICAN ELECTRIC POWER Date Performed: 10-29-00
P.O. Box 60 Fort Wayne IN 46801 Unit# 1
2. Plant: D.C.Cook Nuclear Power Plant Job Order# C0205967-14
One Cook Place, Bridgman, MI 49106 Component# 1-ASI-R-4005
3. Work Performed by: AEP/D.C. COOK Maintenance Department
4. Identification of System: SAFETY INJECTION SYSTEM
5. (a) Applicable Construction Code: ANSI-B31.1-1983. NO Add. Code Case: N/A
 (b) Applicable Edition of Section XI Utilized for Repairs or Replacements: 1989, No Addenda
6. **Identification of Components Repaired or Replaced and Replacement Components**

Name of Component	ASME,ASTM or AISI designation:	Name of Manufacture	Material Identification: M&E# ASP# P.O.#	Year built	Repaired Or Replaced	ASME Code Stamped Yes/No
1-ASI-R-4005						
STRUT ASSEMBLY	FIG 211N	GRINNELL	TEMP# 00-009675 ASP# 20875 PO#66199-042-8	NA	REPLACE	NO
PLATE 3/4X12X12	ASTM A36-93A	N/A	M&E# 30-153195 ASP# 22402	N/A	REPLACE	NO
1" HILTI BOLT	KBII 1-9	N/A	M&E #30-046286 ASP# 14640	N/A	REPLACE	NO
3X2X1/4 TUBE STEEL	ASTM A500 1990 CARBON STEEL	N/A	M&E #30-153277 ASP# 23162	N/A	REPLACE	NO
STRUT CLAMP	FIG 211N	GRINNELL	TEMP# 00-023159 * ASP# 24425 PO#10602	N/A	REPLACE	NO

7. Hydrostatic NA Pneumatic N/A Nominal Operating Pressure _____
 NDE: MT Pressure: psi Test Temperature _____ F.

412-563

Description of work: **THE HANGER WAS MODIFIED USING A NEW STRUT ASSEMBLY, STRUT CLAMP, HILTI'S AND TUBE STEEL. A FINAL MT WAS PERFORMED.**

Job Order/File: C0205967-14 ISI Class 2

CERTIFICATE OF COMPLIANCE

We certify that the statements made in the report are correct and this repair and/or replacement conforms to the rules of the ASME Code, Section XI repair or replacement.

Type Code Symbol Stamp NA

Certificate of Authorization No. NA Expiration Date NA

Signed: Dewayne Timmons, welding supervisor Date 3-13-01
Owner or Owner's Designee, Title

CERTIFICATE OF INSERVICE INSPECTION

I, the undersigned, holding a valid commission issued by the National Board of Boiler Pressure Vessel Inspectors and the State of Michigan and employed by FMIC of Johnston R I.

have inspected the components described in this Owner's Report during the period 9/20/00 to 3/14/01, and state that to the best of my knowledge and belief, the Owner has performed examinations and taken corrective measures described in this Owner's Report in accordance with the requirements of the ASME Code, Section XI

By signing this certificate neither the Inspector nor his employer makes any warranty, expressed or implied, concerning the examinations and corrective measures described in this Owner's Report. Furthermore, neither the Inspector nor his employer shall be liable in any manner for any personal injury or property damage or of loss of any kind arising from or connected with this inspection.

M R Minter Commissions MICHIGAN, ENR N&I
Inspector's Signature National Board, State, Province, Endorsements

Date: March 14 20 01

413-563

FORM NIS-2 OWNER'S REPORT FOR REPAIRS OR REPLACEMENTS
As Required by the Provisions for the ASME Code Section XI

1. Owner: AMERICAN ELECTRIC POWER Date Performed: 10-21-00
P.O. Box 60 Fort Wayne IN 46801 Unit# 1
2. Plant: D.C.Cook Nuclear Power Plant Job Order# C0205967-15
One Cook Place, Bridgman, MI 49106 Component# 1-GSI-R-21
3. Work Performed by: AEP/D.C. COOK Maintenance Department
4. Identification of System: SAFETY INJECTION
5. (a) Applicable Construction Code: ANSI-B31.1-1983 Ed. NO Add., Code Case: NA
 (b) Applicable Edition of Section XI Utilized for Repairs or Replacements: 1989, No Addenda
6. **Identification of Components Repaired or Replaced and Replacement Components**

Name of Component	ASME, ASTM or AISI designation:	Name of Manufacture	Material Identification: M&E# ASP# P.O.#	Year built	Repaired Or Replaced	ASME Code Stamped Yes/No
STEEL BAR	ASTM A-36-93	NA	M&E 30-153194 ASP 23756	NA	REPLACED	NO
PLATE STEEL	ASTM A-36-93A	NA	M&E 30-153191 ASP 22356	NA	REPLACED	NO
SHEET METAL	ASTM A653-94	NA	M&E 30-153228 ASP 24298	NA	REPLACED	NO
STEEL BAR	ASTM A36 1991	NA	M&E 30-153143 ASP23809	NA	REPLACED	NO
STEEL TUBING	ASTM A500 1993	NA	M&E 30-153269 ASP 22281	NA	REPLACED	NO
STEEL PLATE	ASTM A-36-93A	NA	M&E 30-153252 ASP21526	NA	REPLACED	NO

414-563

7. Hydrostatic NA Pneumatic N/A Nominal Operating Pressure _____
 NDE: MT/PT/VT-3 Pressure: psi Test Temperature _____ F.

Description of work: **INSTALLED HANGER AND HAD MT/PT/VT-3 PERFORMED**

Job Order/File: C0205967-15

ISI Class 2

CERTIFICATE OF COMPLIANCE

We certify that the statements made in the report are correct and this repair and/or replacement conforms to the rules of the ASME Code, Section XI repair or replacement.

Type Code Symbol Stamp NA

Certificate of Authorization No. NA Expiration Date NA

Signed: Dewayne Timmons, welding supervisor Date 2-26-01
 Owner or Owner's Designee, Title

CERTIFICATE OF INSERVICE INSPECTION

I, the undersigned, holding a valid commission issued by the National Board of Boiler Pressure Vessel Inspectors and the State or Province of Michigan and employed by FMIC of Johnston R I.

have inspected the components described in this Owner's Report during the period 10-2-00 to 2-26-01, and state that to the best of my knowledge and belief, the Owner has performed examinations and taken corrective measures described in this Owner's Report in accordance with the requirements of the ASME Code, Section XI

By signing this certificate neither the Inspector nor his employer makes any warranty, expressed or implied, concerning the examinations and corrective measures described in this Owner's Report. Furthermore, neither the Inspector nor his employer shall be liable in any manner for any personal injury or property damage or of loss of any kind arising from or connected with this inspection.

MA Matuszynski Commissions MICH0055, END N&T
 Inspector's Signature National Board, State, Province, Endorsements

Date: FEB 26 10 2001

415-563

FORM NIS-2 OWNER'S REPORT FOR REPAIRS OR REPLACEMENTS
As Required by the Provisions for the ASME Code Section XI

1. Owner: AMERICAN ELECTRIC POWER Date Performed: 10-17-00
P.O. Box 60 Fort Wayne IN 46801 Unit# 1
2. Plant: D.C.Cook Nuclear Power Plant Job Order# C0205967-18
One Cook Place, Bridgman, MI 49106 Component# 1-GSI-R-139
3. Work Performed by: AEP/D.C. COOK Maintenance Department
4. Identification of System: SAFETY INJECTION
5. (a) Applicable Construction Code: ANSI-B31.1-1983 Ed. NO Add. Code Case: NA
 (b) Applicable Edition of Section XI Utilized for Repairs or Replacements: 1989, No Addenda
6. **Identification of Components Repaired or Replaced and Replacement Components**

Name of Component	ASME,ASTM or AISI designation:	Name of Manufacture	Material Identification: M&E# ASP# P.O.#	Year built	Repaired Or Replaced	ASME Code Stamped Yes/No
1-GSI-R-139						
STEEL BAR	ASTM A-36 1990	NA	M&E 30-153142 ASP 23283	NA	REPLACED	NO

7. Hydrostatic NA Pneumatic N/A Nominal Operating Pressure _____
 NDE: PT/VT-3 Pressure: psi Test Temperature _____ F.

Description of work: INSTALLED HANGER AND HAD PT/VT-3 PERFORMED

416 - 563

Job Order/File: C0205967-18

ISI Class 2

CERTIFICATE OF COMPLIANCE

We certify that the statements made in the report are correct and this repair and/or replacement conforms to the rules of the ASME Code, Section XI repair or replacement.

Type Code Symbol Stamp NACertificate of Authorization No. NA Expiration Date NASigned: Dewayne Timmons, welding supervisorDate 2-26-01

Owner or Owner's Designee, Title

CERTIFICATE OF INSERVICE INSPECTION

I, the undersigned, holding a valid commission issued by the National Board of Boiler Pressure Vessel Inspectors and the State of Michigan and employed by FMIC of Johnston R.I.

have inspected the components described in this Owner's Report during the period 10-2-00 to 02-26-01, and state that to the best of my knowledge and belief, the Owner has performed examinations and taken corrective measures described in this Owner's Report in accordance with the requirements of the ASME Code, Section XI

By signing this certificate neither the Inspector nor his employer makes any warranty, expressed or implied, concerning the examinations and corrective measures described in this Owner's Report. Furthermore, neither the Inspector nor his employer shall be liable in any manner for any personal injury or property damage or of loss of any kind arising from or connected with this inspection.

M. J. Matersbaugh
Inspector's Signature

Commissions

MICH 0055, END NSI
National Board, State, Province, EndorsementsDate: Feb 26 ¹⁹ 2001

417-563

FORM NIS-2 OWNER'S REPORT FOR REPAIRS OR REPLACEMENTS

As Required by the Provisions for the ASME Code Section XI

1. Owner: AMERICAN ELECTRIC POWER Date Performed: 10-18-00
P.O. Box 60 Fort Wayne IN 46801 Unit# 1
2. Plant: D.C.Cook Nuclear Power Plant Job Order# C0205967-19
One Cook Place, Bridgman, MI 49106 Component# 1-GSI-R-42
3. Work Performed by: AEP/D.C. COOK Maintenance Department
4. Identification of System: SAFETY INJECTION
5. (a) Applicable Construction Code: ANSI-B31.1-1983 Ed. NO Add. Code Case: NA
 (b) Applicable Edition of Section XI Utilized for Repairs or Replacements: 1989, No Addenda
6. **Identification of Components Repaired or Replaced and Replacement Components**

Name of Component	ASME,ASTM or AISI designation:	Name of Manufacture	Material Identification: M&E# ASP# P.O.#	Year built	Repaired Or Replaced	ASME Code Stamped Yes/No
1-GSI-R-42						
STEEL ANGLE	ASTM A-36-90	NA	M&E 30-153015 ASP 13430	NA	REPLACED	NO

7. Hydrostatic NA Pneumatic N/A Nominal Operating Pressure _____
 NDE: MT/VT-3 Pressure: psi Test Temperature _____ F.

Description of work: **INSTALLED HANGER AND HAD MT/ VT-3 PERFORMED**

418-563

Job Order/File: C0205967-19

ISI Class 2

CERTIFICATE OF COMPLIANCE

We certify that the statements made in the report are correct and this repair and/or replacement conforms to the rules of the ASME Code, Section XI repair or replacement.

Type Code Symbol Stamp NACertificate of Authorization No. NA Expiration Date NASigned: Dewayne Timmons, welding supervisorDate 2-26-01

Owner or Owner's Designee, Title

CERTIFICATE OF INSERVICE INSPECTION

I, the undersigned, holding a valid commission issued by the National Board of Boiler Pressure Vessel Inspectors and the State of Michigan and employed by FMIC of Johnston R.I.

have inspected the components described in this Owner's Report during the period 9-26-00 to 2-26-01, and state that to the best of my knowledge and belief, the Owner has performed examinations and taken corrective measures described in this Owner's Report in accordance with the requirements of the ASME Code, Section XI

By signing this certificate neither the Inspector nor his employer makes any warranty, expressed or implied, concerning the examinations and corrective measures described in this Owner's Report. Furthermore, neither the Inspector nor his employer shall be liable in any manner for any personal injury or property damage or of loss of any kind arising from or connected with this inspection.

MR. Musterspang
Inspector's Signature

Commissions MICH 0055, ENCL N.E.I.
National Board, State, Province, Endorsements

Date: FEB 26 19 2001

FORM NIS-2 OWNER'S REPORT FOR REPAIRS OR REPLACEMENTS

As Required by the Provisions of the ASME Code Section XI

419-563

- Owner AMERICAN ELECTRIC POWER COMPANY
Name
P.O. Box 60 Fort Wayne, IN 46801
Address
2. Plant D.C. COOK NUCLEAR POWER PLANT
Name
One Cook Place, Bridgman, MI 49106
Address
3. Work Performed by Installation Services
Name
Same as #2
Address
- Date January 17, 2001
- Sheet 1 of 2
- Unit # 1
- C205967-20
 Repair Org. P.O. No., Job No., etc
 Type Code Symbol Stamp N/A
 Authorization No. N/A
 Expiration Date N/A
4. Identification of System Safety Injection ASME CODE CLASS 1
5. (a) Applicable Const. Code ANSI B31.1 19 83Ed., N/A Add. N/A Code Case
 (b) Applicable Edition of Section XI Utilized for Repairs or Replacements 1989
6. Identification of Components Repaired or Replaced and Replacement Components

Name of Component	Name of Manufacturer	Manuf. Serial No.	Nat. Board No.	Other Identification	Year Built	Repaired Replaced or Replacement	ASME Code Stamped (Yes or No)
1-GSI-R-44 3/8: Plate	M&E# 30-153224	ASP# 24372	N/A	A240-99A Grade TP304	N/A	Replace- ment	No

7. Description of work Modify Sypport 1-GSI-R-44 and add Lugs per 1-DCP-163
8. Test Conducted: Hydrostatic ☐ Pneumatic ☐ Nominal Operating Pressure ☐
N/A ☒ Other ☐ Pressure N/A psi Test Temp. N/A °F

NOTE: Supplemental sheets in form of lists, sketches, or drawings may be used, provided (1) size is 8-1/2 in. x 11 in., (2) information in items 1 through 6 on this report is included on each sheet, and (3) each sheet is numbered and the number of sheets is recorded at the top of this form.

420-53

FORM NIS-2 (Back)

Remarks Fit Up and Final VT and Final PT
Applicable Manufacturer's Data Reports to be attached

Ref. JO: C205967-20

Design Change: 1-DCP-163

Repair/Replacement Plan: C205967-20

ISI Class: 2

CERTIFICATE OF COMPLIANCE

We certify that the statements made in the report are correct and this
REPLACEMENT conforms to the rules of the ASME Code, Section XI.
 Repair or replacement

Type Code Symbol Stamp N/ACertificate of Authorization No. N/A Expiration Date N/A

Signed

Dwight H. Timmons
Dwight H. Timmons
 Owner or Owner's Designee, Title

Date

1-23-01, 20 01

CERTIFICATE OF INSERVICE INSPECTION

I, the undersigned, holding a valid commission issued by the National Board of Boiler And Pressure Vessel Inspectors and the State or Province of Michigan and employed by FACTORY MUTUAL INSURANCE Co. of Johnston, R.I. 02919
 Have inspected the components described in this Owner's Report during the period 9-26-00 to 01-31-01, and state that to the best of my knowledge and belief, the Owner has performed examinations and taken corrective measures described in this Owner's Report in accordance with the requirements of the ASME Code, Section XI.

By signing this certificate neither the Inspector nor his employer makes any Warranty, expressed or implied, concerning the examinations and corrective measures Described in this Owner's Report. Furthermore, neither the Inspector nor his Employer shall be liable in any manner for any personal injury or property damage or a loss of any kind arising from or connected with this inspection.

MR. McIntosh
Inspector's Signature

Commissions

MICH 0055, END N&T

National Board, State, Province, Endorsements

Date

1-3120 01

421-563

FORM NIS-2 OWNER'S REPORT FOR REPAIRS OR REPLACEMENTS
As Required by the Provisions for the ASME Code Section XI

1. Owner: AMERICAN ELECTRIC POWER Date Performed: 10-22-00
P.O. Box 60 Fort Wayne IN 46801 Unit# 1
2. Plant: D.C.Cook Nuclear Power Plant Job Order# C0205967-21
One Cook Place, Bridgman, MI 49106 Component# 1-GSI-R-48
3. Work Performed by: AEP/D.C. COOK Maintenance Department
4. Identification of System: SAFETY INJECTION
5. (a) Applicable Construction Code: ANSI-B31.1-1983 Ed. NO Add. Code Case: NA
 (b) Applicable Edition of Section XI Utilized for Repairs or Replacements: 1989, No Addenda
6. **Identification of Components Repaired or Replaced and Replacement Components**

Name of Component	ASME,ASTM or AISI designation:	Name of Manufacture	Material Identification: M&E# ASP# P.O.#	Year built	Repaired Or Replaced	ASME Code Stamped Yes/No
1-GSI-R-48						
STEEL TUBING	ASTM A500 -99 GR. B	NA	TEMP M&E 00-022120 ASP 24241	NA	REPLACED	NO
SHEET METAL	ASTM A653-94	NA	M&E 30-153228 ASP 24298	NA	REPLACED	NO
SHEET METAL	ASTM A653-94	NA	M&E 30-153229 ASP 23632	NA	REPLACED	NO

7. Hydrostatic NA Pneumatic N/A Nominal Operating Pressure _____
 NDE: MT/VT-3 Pressure: psi Test Temperature _____ F.

422-563

Description of work: INSTALLED HANGER AND HAD MT/VT-3 PERFORMED

Job Order/File: C0205967-21

ISI Class 2

CERTIFICATE OF COMPLIANCE

We certify that the statements made in the report are correct and this repair and/or replacement conforms to the rules of the ASME Code, Section XI repair or replacement.

Type Code Symbol Stamp NACertificate of Authorization No. NA Expiration Date NA

Signed: Dewayne Timmons, welding supervisor Date 1-30-01
 Owner or Owner's Designee, Title

CERTIFICATE OF INSERVICE INSPECTION

I, the undersigned, holding a valid commission issued by the National Board of Boiler Pressure Vessel Inspectors and the State of Providence of Michigan and employed by FMIC of Johnston R I.

have inspected the components described in this Owner's Report during the period 10-2-00 to 01-31-01, and state that to the best of my knowledge and belief, the Owner has performed examinations and taken corrective measures described in this Owner's Report in accordance with the requirements of the ASME Code, Section XI

By signing this certificate neither the Inspector nor his employer makes any warranty, expressed or implied, concerning the examinations and corrective measures described in this Owner's Report. Furthermore, neither the Inspector nor his employer shall be liable in any manner for any personal injury or property damage or of loss of any kind arising from or connected with this inspection.

MR. Waterspan Commissions Mich 0055, EN & NIT
 Inspector's Signature National Board, State, Province, Endorsements

Date: JAN 31 19 2001

423-563

FORM NIS-2 OWNER'S REPORT FOR REPAIRS OR REPLACEMENTS
As Required by the Provisions for the ASME Code Section XI

1. Owner: AMERICAN ELECTRIC POWER Date Performed: 10-26-00
P.O. Box 60 Fort Wayne IN 46801 Unit# 1
2. Plant: D.C.Cook Nuclear Power Plant Job Order# C0205967-22
One Cook Place, Bridgman, MI 49106 Component# 1-GSI-R-50
3. Work Performed by: AEP/D.C. COOK Maintenance Department
4. Identification of System: SAFETY INJECTION
5. (a) Applicable Construction Code: ANSI-B31.1-1983. NO Add. Code Case: NA
 (b) Applicable Edition of Section XI Utilized for Repairs or Replacements: 1989, No Addenda
6. **Identification of Components Repaired or Replaced and Replacement Components**

Name of Component	ASME,ASTM or AISI designation:	Name of Manufacture	Material Identification: M&E# ASP# P.O.#	Year built	Repaired Or Replaced	ASME Code Stamped Yes/No
1-GSI-R-50						
3/8X 1 1/2 X 1 1/2 STEEL PLATE	ASTM A-240 TYPE 304	NA	M&E 30-153224 ASP 24372	NA	REPLACED	NO

7. Hydrostatic NA Pneumatic N/A Nominal Operating Pressure _____
 NDE: PT/VT-3/ Pressure: psi NA Test Temperature NA F.

Description of work: **INSTALLED PLATE ON 1-GSI-R-50, FOR DCP 163. HAD PT AND VT PERFORMED.**

424-563

Job Order/File: C205967-22

ISI Class 2

CERTIFICATE OF COMPLIANCE

We certify that the statements made in the report are correct and this repair and/or replacement conforms to the rules of the ASME Code, Section XI repair or replacement.

Type Code Symbol Stamp NACertificate of Authorization No. NA Expiration Date NA

Signed: Dewayne Timmons, welding supervisor Date 1-17-01
Owner or Owner's Designee, Title

CERTIFICATE OF INSERVICE INSPECTION

I, the undersigned, holding a valid commission issued by the National Board of Boiler Pressure Vessel Inspectors and the State or Province of Michigan and employed by FMIC of Johnston R I.

have inspected the components described in this Owner's Report during the period 9-26-00 to 01-18-01, and state that to the best of my knowledge and belief, the Owner has performed examinations and taken corrective measures described in this Owner's Report in accordance with the requirements of the ASME Code, Section XI

By signing this certificate neither the Inspector nor his employer makes any warranty, expressed or implied, concerning the examinations and corrective measures described in this Owner's Report. Furthermore, neither the Inspector nor his employer shall be liable in any manner for any personal injury or property damage or of loss of any kind arising from or connected with this inspection.

[Signature] Commissions Mi. Fed. N&I
Inspector's Signature National Board, State, Province, Endorsements

Date: Jan. 18 18 2001

425-563

FORM NIS-2 OWNER'S REPORT FOR REPAIRS OR REPLACEMENTS
As Required by the Provisions for the ASME Code Section XI

1. Owner: AMERICAN ELECTRIC POWER Date Performed: 10-16-00
P.O. Box 60 Fort Wayne IN 46801 Unit# 1
2. Plant: D.C.Cook Nuclear Power Plant Job Order# C0205967-23
One Cook Place, Bridgman, MI 49106 Component# 1-GSI-R-805
3. Work Performed by: AEP/D.C. COOK Maintenance Department
4. Identification of System: SAFETY INJECTION
5. (a) Applicable Construction Code: ANSI-B31.1-1983 Ed. NO Add., Code Case: NA
 (b) Applicable Edition of Section XI Utilized for Repairs or Replacements: 1989, No Addenda
6. **Identification of Components Repaired or Replaced and Replacement Components**

Name of Component	ASME,ASTM or AISI designation:	Name of Manufacture	Material Identification: M&E# ASP# P.O.#	Year built	Repaired Or Replaced	ASME Code Stamped Yes/No
1-GSI-R-805						
STEEL PLATE	ASTM A-36	NA	M&E 30-153216 ASP22440	NA	REPLACED	NO

7. Hydrostatic NA Pneumatic N/A Nominal Operating Pressure _____
 NDE: MT/VT-3 Pressure: psi Test Temperature _____ F.

Description of work: INSTALLED HANGER AND HAD MT/VT-3 PERFORMED

426-563

Job Order/File: C0205967-23

ISI Class 2

CERTIFICATE OF COMPLIANCE

We certify that the statements made in the report are correct and this repair and/or replacement conforms to the rules of the ASME Code, Section XI repair or replacement.

Type Code Symbol Stamp NACertificate of Authorization No. NA Expiration Date NA

Signed: Dewayne Timmons, welding supervisor Date 2-26-01
 Owner or Owner's Designee, Title

CERTIFICATE OF INSERVICE INSPECTION

I, the undersigned, holding a valid commission issued by the National Board of Boiler Pressure Vessel Inspectors and the State of Providence of Michigan and employed by FMIC of Johnston R I.

have inspected the components described in this Owner's Report during the period 9-26-00 to 02-26-01, and state that to the best of my knowledge and belief, the Owner has performed examinations and taken corrective measures described in this Owner's Report in accordance with the requirements of the ASME Code, Section XI

By signing this certificate neither the Inspector nor his employer makes any warranty, expressed or implied, concerning the examinations and corrective measures described in this Owner's Report. Furthermore, neither the Inspector nor his employer shall be liable in any manner for any personal injury or property damage or of loss of any kind arising from or connected with this inspection.

Mark Winterpough Commissions Mich 0055, CND NFI
 Inspector's Signature National Board, State, Province, Endorsements

Date: Feb 26 19 2001

427-563

FORM NIS-2 OWNER'S REPORT FOR REPAIRS OR REPLACEMENTS
As Required by the Provisions for the ASME Code Section XI

1. Owner: AMERICAN ELECTRIC POWER Date Performed: 11-04-00
P.O. Box 60 Fort Wayne IN 46801 Unit# 1
2. Plant: D.C.Cook Nuclear Power Plant Job Order# C0205967-24
One Cook Place, Bridgman, MI 49106 Component# DC-1 (1-SI-1)
3. Work Performed by: AEP/D.C. COOK Maintenance Department
4. Identification of System: SAFETY INJECTION
5. (a) Applicable Construction Code: ANSI-B31.1-1983 Ed. NO Add. Code Case: N/A
 (b) Applicable Edition of Section XI Utilized for Repairs or Replacements: 1989, No Addenda
6. **Identification of Components Repaired or Replaced and Replacement Components**

Name of Component	ASME,ASTM or AISI designation:	Name of Manufacture	Material Identification: M&E# ASP# P.O.#	Year built	Repaired Or Replaced	ASME Code Stamped Yes/No
1-SI-1(DC-1)						NO
SADDLE (RUN) 1/2" PLATE	SA-240 TYPE 304	N/A	TEMP M&E # 00-022381 ASP # 24638	N/A	REPLACED	NO
SADDLE (OUTLET) 10" PIPE SCH. 140	SA-312 TYPE-304	N/A	TEMP-M&E # 00-022381 ASP # 24638	N/A	REPLACED	NO
SADDLE (RUN) 1/2" PLATE	SA-240 TYPE-304	N/A	TEMP- M&E # 00-022382 ASP # 24638	N/A	REPLACED	NO
SADDLE (OUTLET) 4"PIPE-SCH.-160	SA-312-TYPE-304	N/A	TEMP-M&E # 00-022382 ASP # 24638	N/A	REPLACED	NO

7. Hydrostatic N/A Pneumatic N/A Nominal Operating Pressure N/A
 NDE VT PT Pressure:psi N/A Temperature F
 Description of work: Install reinforcement collar on 1-SI-1

428-563

Job Order/File: C0205967-24

ISI Class 2

CERTIFICATE OF COMPLIANCE

We certify that the statements made in the report are correct and this repair and/or replacement conforms to the rules of the ASME Code, Section XI repair or replacement.

Type Code Symbol Stamp NACertificate of Authorization No. NA Expiration Date NA

Signed: Dewayne Timmons, welding supervisor Date 2-2-01
Owner or Owner's Designee, Title

CERTIFICATE OF INSERVICE INSPECTION

I, the undersigned, holding a valid commission issued by the National Board of Boiler Pressure Vessel Inspectors and the State of Michigan and employed by FMIC of Johnston R I.

have inspected the components described in this Owner's Report during the period 10-10-00 to 2-5-01, and state that to the best of my knowledge and belief, the Owner has performed examinations and taken corrective measures described in this Owner's Report in accordance with the requirements of the ASME Code, Section XI

By signing this certificate neither the Inspector nor his employer makes any warranty, expressed or implied, concerning the examinations and corrective measures described in this Owner's Report. Furthermore, neither the Inspector nor his employer shall be liable in any manner for any personal injury or property damage or of loss of any kind arising from or connected with this inspection.

MR. M. J. Minterbaugh Commissions Mich 0055, ENR N&I
Inspector's Signature National Board, State, Province, Endorsements

Date: FEB 5 10 2001

429-563

FORM NIS-2 OWNER'S REPORT FOR REPAIRS OR REPLACEMENTS
As Required by the Provisions for the ASME Code Section XI

1. Owner: AMERICAN ELECTRIC POWER Date Performed: 11-02-00
P.O. Box 60 Fort Wayne IN 46801 Unit# 1
2. Plant: D.C. Cook Nuclear Power Plant Job Order# C0205967-25
One Cook Place, Bridgman, MI 49106 Component# 1-SI-3
3. Work Performed by: AEP/D.C. COOK Maintenance Department
4. Identification of System: SAFETY INJECTION
5. (a) Applicable Construction Code: ANSI-B31.1-1983 Ed. NO Add., Code Case: NA
 (b) Applicable Edition of Section XI Utilized for Repairs or Replacements: 1989, No Addenda
6. **Identification of Components Repaired or Replaced and Replacement Components**

Name of Component	ASME,ASTM or AISI designation:	Name of Manufacture	Material Identification: M&E# ASP# P.O.#	Year built	Repaired Or Replaced	ASME Code Stamped Yes/No
1-SI-3						
TEE SADDLE	PLATE SA 240 TP 304 PIPE SA 312 TP 304 SCHD 160	NA	TEMP M&E 00-022382 ASP 24638	NA	REPLACED	NO

7. Hydrostatic NA Pneumatic N/A Nominal Operating Pressure _____
 NDE: PT Pressure: psi Test Temperature _____ F.

430 - 563

Description of work: IMSTALLED SADDLE AND HAD A PT.

Job Order/File: C0205967-25

ISI Class 2

CERTIFICATE OF COMPLIANCE

We certify that the statements made in the report are correct and this repair and/or replacement conforms to the rules of the ASME Code, Section XI repair or replacement.

Type Code Symbol Stamp NACertificate of Authorization No. NA Expiration Date NA

Signed: Dewayne Timmons, welding supervisor Date 2-26-01
 Owner or Owner's Designee, Title

CERTIFICATE OF INSERVICE INSPECTION

I, the undersigned, holding a valid commission issued by the National Board of Boiler Pressure Vessel Inspectors and the State of Providence of Michigan and employed by FMIC of Johnston R.I.

have inspected the components described in this Owner's Report during the period 10-10-00 to 2-26-01, and state that to the best of my knowledge and belief, the Owner has performed examinations and taken corrective measures described in this Owner's Report in accordance with the requirements of the ASME Code, Section XI

By signing this certificate neither the Inspector nor his employer makes any warranty, expressed or implied, concerning the examinations and corrective measures described in this Owner's Report. Furthermore, neither the Inspector nor his employer shall be liable in any manner for any personal injury or property damage or of loss of any kind arising from or connected with this inspection.

M. R. McIntosh Commissions MICH 0055, ENDR NBT
 Inspector's Signature National Board, State, Province, Endorsements

Date: FEB 26 19 2001

431-563

FORM NIS-2 OWNER'S REPORT FOR REPAIRS OR REPLACEMENTS
As Required by the Provisions for the ASME Code Section XI

1. Owner: AMERICAN ELECTRIC POWER Date Performed: 10-06-00
P.O. Box 60 Fort Wayne IN 46801 Unit# 1
2. Plant: D.C.Cook Nuclear Power Plant Job Order# C0205968-01
One Cook Place, Bridgman, MI 49106 Component# 1-ARH-R-4003
3. Work Performed by: AEP/D.C. COOK Maintenance Department
4. Identification of System: RESIDUAL HEAT REMOVAL
5. (a) Applicable Construction Code: ANSI-B31.1-1983 Ed. NO Add., Code Case: NA
(b) Applicable Edition of Section XI Utilized for Repairs or Replacements: 1989, No Addenda
6. **Identification of Components Repaired or Replaced and Replacement Components**

Name of Component	ASME,ASTM or AISI designation:	Name of Manufacture	Material Identification: M&E# ASP# P.O.#	Year built	Repaired Or Replaced	ASME Code Stamped Yes/No
1-ARH-R-4003						
PLATE STEEL	ASTM A-36 1991	NA	M&E 30-153217 ASP 22500	NA	REPLACED	NO
STEEL BAR	ASTM A-36 1990	NA	M&E 30-153131 ASP 14395	NA	REPLACED	NO
STEEL TUBING	ASTM A500 1993	NA	M&E 30-153269 ASP 22281	NA	REPLACED	NO
HILTI BOLT	HBK II	NA	M&E 30-046273 ASP 14398	NA	REPLACED	NO

7. Hydrostatic NA Pneumatic N/A Nominal Operating Pressure _____
NDE: MT/PT/VT-3 Pressure: psi Test Temperature _____ F.

432-563

Description of work: INSTALLED HANGER AND HAD PT/MT/VT-3 PERFORMED

Job Order/File: C0205968-01

ISI Class 2

CERTIFICATE OF COMPLIANCE

We certify that the statements made in the report are correct and this repair and/or replacement conforms to the rules of the ASME Code, Section XI repair or replacement.

Type Code Symbol Stamp NA

Certificate of Authorization No. NA Expiration Date NA

Signed: Dewayne Timmons, welding supervisor Date 2-3-01
Owner or Owner's Designee, Title

CERTIFICATE OF INSERVICE INSPECTION

I, the undersigned, holding a valid commission issued by the National Board of Boiler Pressure Vessel Inspectors and the State or Providence of Michigan and employed by FMIC of Johnston R I.

have inspected the components described in this Owner's Report during the period 7-6-00 to 2-5-01, and state that to the best of my knowledge and belief, the Owner has performed examinations and taken corrective measures described in this Owner's Report in accordance with the requirements of the ASME Code, Section XI

By signing this certificate neither the Inspector nor his employer makes any warranty, expressed or implied, concerning the examinations and corrective measures described in this Owner's Report. Furthermore, neither the Inspector nor his employer shall be liable in any manner for any personal injury or property damage or of loss of any kind arising from or connected with this inspection.

M R Minterpaugh Commissions MICH 0055, ENDRN&I
Inspector's Signature National Board, State, Province, Endorsements

Date: FEB 5 19 2001

433-563

FORM NIS-2 OWNER'S REPORT FOR REPAIRS OR REPLACEMENTS
As Required by the Provisions for the ASME Code Section XI

1. Owner: AMERICAN ELECTRIC POWER Date Performed: 10-09-00
P.O. Box 60 Fort Wayne IN 46801 Unit# 1
2. Plant: D.C.Cook Nuclear Power Plant Job Order# C0205968-02
One Cook Place, Bridgman, MI 49106 Component# 1-ARH-R-4004

3. Work Performed by: AEP/D.C. COOK Maintenance Department
4. Identification of System: RESIDUAL HEAT REMOVAL
5. (a) Applicable Construction Code: ANSI-B31.1-1983 Ed. NO Add., Code Case: NA
 (b) Applicable Edition of Section XI Utilized for Repairs or Replacements: 1989, No Addenda

6. Identification of Components Repaired or Replaced and Replacement Components

Name of Component	ASME,ASTM or AISI designation:	Name of Manufacture	Material Identification: M&E# ASP# P.O.#	Year built	Repaired Or Replaced	ASME Code Stamped Yes/No
1-ARH -R-4004						
SWAY STRUT	GRINNELL FIG. 211N	NA	TEMP M&E 00-009672 ASP 20875	NA	REPLACED	NO
STEEL BAR	ASTM A-36 1991	NA	M&E 30-153143 ASP 23809	NA	REPLACED	NO
HILTI BOLT	HKB II	NA	M&E 30-046265 ASP 19102	NA	REPLACED	NO
HILTI BOLT	HKB II	NA	M&E 30-046267 ASP 22890	NA	REPLACED	NO

7. Hydrostatic NA Pneumatic N/A Nominal Operating Pressure _____
 NDE: MT/VT-3 Pressure: psi Test Temperature _____ F.

434-563

Description of work: INSTALLED HANGER AND HAD MT/VT-3 PERFORMED

Job Order/File: C0205968-02

ISI Class 2

CERTIFICATE OF COMPLIANCE

We certify that the statements made in the report are correct and this repair and/or replacement conforms to the rules of the ASME Code, Section XI repair or replacement.

Type Code Symbol Stamp NACertificate of Authorization No. NA Expiration Date NA

Signed: Dewayne Timmons, welding supervisor Date 1-30-01
 Owner or Owner's Designee, Title

CERTIFICATE OF INSERVICE INSPECTION

I, the undersigned, holding a valid commission issued by the National Board of Boiler Pressure Vessel Inspectors and the State of Providence of Michigan and employed by FMIC of Johnston R I.

have inspected the components described in this Owner's Report during the period 7-6-00 to 1-31-01, and state that to the best of my knowledge and belief, the Owner has performed examinations and taken corrective measures described in this Owner's Report in accordance with the requirements of the ASME Code, Section XI

By signing this certificate neither the Inspector nor his employer makes any warranty, expressed or implied, concerning the examinations and corrective measures described in this Owner's Report. Furthermore, neither the Inspector nor his employer shall be liable in any manner for any personal injury or property damage or of loss of any kind arising from or connected with this inspection.

[Signature] Commissions Mich 0055, EN & NF
 Inspector's Signature National Board, State, Province, Endorsements

Date: Jan 31 19 2001

435-563

FORM NIS-2 OWNER'S REPORT FOR REPAIRS OR REPLACEMENTS
As Required by the Provisions for the ASME Code Section XI

1. Owner: AMERICAN ELECTRIC POWER Date Performed: 10-17-00
P.O. Box 60 Fort Wayne IN 46801 Unit# 1
2. Plant: D.C. Cook Nuclear Power Plant Job Order# C0205968-03
One Cook Place, Bridgman, MI 49106 Component# 1-ARH-R-4005
3. Work Performed by: AEP/D.C. COOK Maintenance Department
4. Identification of System: RESIDUAL HEAT REMOVAL
5. (a) Applicable Construction Code: ANSI-B31.1-1983 Ed. NO Add. Code Case: NA
 (b) Applicable Edition of Section XI Utilized for Repairs or Replacements: 1989, No Addenda
6. **Identification of Components Repaired or Replaced and Replacement Components**

Name of Component	ASME, ASTM or AISI designation:	Name of Manufacture	Material Identification: M&E# ASP# P.O.#	Year built	Repaired Or Replaced	ASME Code Stamped Yes/No
1-AHR-R-4005						
STEEL BAR	ASTM A-36-93A	NA	M&E 30-153149 ASP 23198	NA	REPLACED	NO
HILTI BOLTS	HKB II	NA	M&E 30-046270 ASP 22889	NA	REPLACED	NO
STEEL TUBING	ASTM A500 1990	NA	M&E 30-150169 ASP 22500	NA	REPLACED	NO
STEEL TUBING	ASTM A500 1990	NA	M&E 30-150165 ASP 21507	NA	REPLACED	NO

7. Hydrostatic NA Pneumatic N/A Nominal Operating Pressure _____
 NDE: MT/VT-3 Pressure: psi Test Temperature _____ F.

436-563

Description of work: INSTALLED HANGER AND HAD MT/VT-3 PERFORMED

Job Order/File: C0205968-03

ISI Class 2

CERTIFICATE OF COMPLIANCE

We certify that the statements made in the report are correct and this repair and/or replacement conforms to the rules of the ASME Code, Section XI repair or replacement.

Type Code Symbol Stamp NACertificate of Authorization No. NA Expiration Date NA

Signed: Dewayne Timmons welding supervisor Date 1-23-01
 Owner or Owner's Designee, Title

CERTIFICATE OF INSERVICE INSPECTION

I, the undersigned, holding a valid commission issued by the National Board of Boiler Pressure Vessel Inspectors and the State of Providence of Michigan and employed by FMIC of Johnston R I.

have inspected the components described in this Owner's Report during the period 9-6-00 to 1-24-01, and state that to the best of my knowledge and belief, the Owner has performed examinations and taken corrective measures described in this Owner's Report in accordance with the requirements of the ASME Code, Section XI

By signing this certificate neither the Inspector nor his employer makes any warranty, expressed or implied, concerning the examinations and corrective measures described in this Owner's Report. Furthermore, neither the Inspector nor his employer shall be liable in any manner for any personal injury or property damage or of loss of any kind arising from or connected with this inspection.

M R Waterspau Commissions Mich D055, END N&I
 Inspector's Signature National Board, State, Province, Endorsements

Date: JAN 24 10 2001

437-563

FORM NIS-2 OWNER'S REPORT FOR REPAIRS OR REPLACEMENTS
As Required by the Provisions for the ASME Code Section XI

1. Owner: AMERICAN ELECTRIC POWER Date Performed: 10-21-00
P.O. Box 60 Fort Wayne IN 46801 Unit# 1
2. Plant: D.C.Cook Nuclear Power Plant Job Order# C0205968-04
One Cook Place, Bridgman, MI 49106 Component# 1-ARH-R-4006
3. Work Performed by: AEP/D.C. COOK Maintenance Department
4. Identification of System: RESIDUAL HEAT REMOVAL
5. (a) Applicable Construction Code: ANSI-B31.1-1983 Ed. NO Add., Code Case: NA
 (b) Applicable Edition of Section XI Utilized for Repairs or Replacements: 1989, No Addenda
6. **Identification of Components Repaired or Replaced and Replacement Components**

Name of Component	ASME,ASTM or AISI designation:	Name of Manufacture	Material Identification: M&E# ASP# P.O.#	Year built	Repaired Or Replaced	ASME Code Stamped Yes/No
1-ARH-R-4006						
STEEL PLATE	ASTM A36 1990	NA	M&E 30153211 ASP23391	NA	REPLACED	NO
STEEL TUBING	ASTM A500 1990	NA	M&E 30150165 ASP 21507	NA	REPLACED	NO
HILTI BOLT	HKB II	NA	M&E 30046273 ASP14398	NA	REPLACED	NO

7. Hydrostatic NA Pneumatic N/A Nominal Operating Pressure _____
 NDE: MT/VT-3 Pressure: psi Test Temperature F.

438-563

Description of work: INSTALLED HANGER AND HAD MT/VT-3 PERFORMED

Job Order/File: C0205968-04

ISI Class 2

CERTIFICATE OF COMPLIANCE

We certify that the statements made in the report are correct and this repair and/or replacement conforms to the rules of the ASME Code, Section XI repair or replacement.

Type Code Symbol Stamp NACertificate of Authorization No. NA Expiration Date NA

Signed: Dewayne Timmons welding supervisor Date 1-19-07
Owner or Owner's Designee, Title

CERTIFICATE OF INSERVICE INSPECTION

I, the undersigned, holding a valid commission issued by the National Board of Boiler Pressure Vessel Inspectors and the State of Michigan and employed by FMIC of Johnston R I.

have inspected the components described in this Owner's Report during the period 8-6-00 to 01-22-01, and state that to the best of my knowledge and belief, the Owner has performed examinations and taken corrective measures described in this Owner's Report in accordance with the requirements of the ASME Code, Section XI

By signing this certificate neither the Inspector nor his employer makes any warranty, expressed or implied, concerning the examinations and corrective measures described in this Owner's Report. Furthermore, neither the Inspector nor his employer shall be liable in any manner for any personal injury or property damage or of loss of any kind arising from or connected with this inspection.

M. A. Hentingsaugh Commissions Michigan, End N&I
Inspector's Signature National Board, State, Province, Endorsements

Date: Jan 22 19 2001

439-5673
 REH
 3/14/01

FORM NIS-2 OWNER'S REPORT FOR REPAIRS OR REPLACEMENTS
 As Required by the Provisions for the ASME Code Section XI

1. Owner: AMERICAN ELECTRIC POWER Date Performed: 10-08-00
P.O. Box 60 Fort Wayne IN 46801 Unit# 1
2. Plant: D.C.Cook Nuclear Power Plant Job Order# C0205968-05
One Cook Place, Bridgman, MI 49106 Component# 1-ARH-R4007
3. Work Performed by: AEP/D.C. COOK Maintenance Department
4. Identification of System: RESIDUAL HEAT REMOVAL
5. (a) Applicable Construction Code: ANSI-B31.1-1983 Ed. NO Add. Code Case: NA
 (b) Applicable Edition of Section XI Utilized for Repairs or Replacements: 1989, No Addenda
6. **Identification of Components Repaired or Replaced and Replacement Components**

Name of Component	ASME,ASTM or AISI designation:	Name of Manufacture	Material Identification: M&E# ASP# P.O.#	Year built	Repaired Or Replaced	ASME Code Stamped Yes/No
1-ARH-R4007						
HILTI BOLTS	HKB II	NA	M&E 30-046270 ASP 16980 ASP 22889	NA	REPLACED	NO
STEEL TUBING	ASTM A500 1990	NA	M&E 30-150169 ASP 22500	NA	REPLACED	NO
STEEL ANGLE	ASTM A-36 1991	NA	M&E 30-153031 ASP 22349	NA	REPLACED	NO

7. Hydrostatic NA Pneumatic N/A Nominal Operating Pressure _____
 NDE: MT/VT-3 Pressure: psi Test Temperature _____ F.

440-563

Description of work: **INSTALLED HANGER AND HAD MT/VT-3 PERFORMED**Job Order/File: C0205968-05ISI Class 2**CERTIFICATE OF COMPLIANCE**

We certify that the statements made in the report are correct and this repair and/or replacement conforms to the rules of the ASME Code, Section XI repair or replacement.

Type Code Symbol Stamp NACertificate of Authorization No. NA Expiration Date NA

Signed: Dewayne Timmons, welding supervisor Date 1-23-01
 Owner or Owner's Designee, Title

CERTIFICATE OF INSERVICE INSPECTION

I, the undersigned, holding a valid commission issued by the National Board of Boiler Pressure Vessel Inspectors and the State or Province of Michigan and employed by FMIC of Johnston R I.

have inspected the components described in this Owner's Report during the period 9/6/00 to 1/23/01, and state that to the best of my knowledge and belief, the Owner has performed examinations and taken corrective measures described in this Owner's Report in accordance with the requirements of the ASME Code, Section XI

By signing this certificate neither the Inspector nor his employer makes any warranty, expressed or implied, concerning the examinations and corrective measures described in this Owner's Report. Furthermore, neither the Inspector nor his employer shall be liable in any manner for any personal injury or property damage or of loss of any kind arising from or connected with this inspection.

MR Meterspaul Commissions Mich 0055, END N&I
 Inspector's Signature National Board, State, Province, Endorsements

Date: JAN 23 19 2001

441-5643
REN
3/14/01

FORM NIS-2 OWNER'S REPORT FOR REPAIRS OR REPLACEMENTS
As Required by the Provisions for the ASME Code Section XI

1. Owner: AMERICAN ELECTRIC POWER Date Performed: 10-15-00
P.O. Box 60 Fort Wayne IN 46801 Unit# 1
2. Plant: D.C. Cook Nuclear Power Plant Job Order# C0205968-09
One Cook Place, Bridgman, MI 49106 Component# 1-ARH-~~H~~^R-4008
3. Work Performed by: AEP/D.C. COOK Maintenance Department
4. Identification of System: RESIDUAL HEAT REMOVAL
5. (a) Applicable Construction Code: ANSI-B31.1-1983 Ed. NO Add. Code Case: NA
 (b) Applicable Edition of Section XI Utilized for Repairs or Replacements: 1989, No Addenda
6. **Identification of Components Repaired or Replaced and Replacement Components**

Name of Component	ASME, ASTM or AISI designation:	Name of Manufacture	Material Identification: M&E# ASP# P.O.#	Year built	Repaired Or Replaced	ASME Code Stamped Yes/No
1-ARH-R-4008						
STEEL ANGLE	ASTM A36 1991	NA	M&E 30153031 ASP 22349	NA	REPLACED	NO
HILTI BOLT	HKB II	NA	M&E 30046273 ASP 14398	NA	REPLACED	NO
STEEL PLATE	ASTM A36-93A	NA	M&E 30153193 ASP 23632	NA	REPLACED	NO

7. Hydrostatic NA Pneumatic N/A Nominal Operating Pressure _____
 NDE: MT/VT-3 Pressure: psi Test Temperature F.

442-56\$3
REV 3/14/01

Description of work: INSTALLED HANGER AND HAD VT-3/MT PERFORMED

Job Order/File: C0205968-09

ISI Class 2

CERTIFICATE OF COMPLIANCE

We certify that the statements made in the report are correct and this repair and/or replacement conforms to the rules of the ASME Code, Section XI repair or replacement.

Type Code Symbol Stamp NA

Certificate of Authorization No. NA Expiration Date NA

Signed: Dewayne Timmons welding supervisor Date 1-19-01
Owner or Owner's Designee, Title

CERTIFICATE OF INSERVICE INSPECTION

I, the undersigned, holding a valid commission issued by the National Board of Boiler Pressure Vessel Inspectors and the State of Providence of Michigan and employed by FMIC of Johnston R I.

have inspected the components described in this Owner's Report during the period 9-6-00 to 1-23-01, and state that to the best of my knowledge and belief, the Owner has performed examinations and taken corrective measures described in this Owner's Report in accordance with the requirements of the ASME Code, Section XI

By signing this certificate neither the Inspector nor his employer makes any warranty, expressed or implied, concerning the examinations and corrective measures described in this Owner's Report. Furthermore, neither the Inspector nor his employer shall be liable in any manner for any personal injury or property damage or of loss of any kind arising from or connected with this inspection.

Mike Whitersbaugh Commissions Mich 0055, ENDORSE
Inspector's Signature National Board, State, Province, Endorsements

Date: JAN 23 19 2001

443-564³
284
3/14/01

FORM NIS-2 OWNER'S REPORT FOR REPAIRS OR REPLACEMENTS
As Required by the Provisions for the ASME Code Section XI

1. Owner: AMERICAN ELECTRIC POWER Date Performed: 10-24-00
P.O. Box 60 Fort Wayne IN 46801 Unit# 1
2. Plant: D.C. Cook Nuclear Power Plant Job Order# C0205968-10
One Cook Place, Bridgman, MI 49106 Component# 1-GRH-V40
3. Work Performed by: AEP/D.C. COOK Maintenance Department
4. Identification of System: RESIDUAL HEAT REMOVAL
5. (a) Applicable Construction Code: ANSI-B31.1-1983 Ed. NO Add. Code Case: NA
 (b) Applicable Edition of Section XI Utilized for Repairs or Replacements: 1989, No Addenda
6. **Identification of Components Repaired or Replaced and Replacement Components**

Name of Component	ASME, ASTM or AISI designation:	Name of Manufacture	Material Identification: M&E# ASP# P.O.#	Year built	Repaired Or Replaced	ASME Code Stamped Yes/No
1-GRH-V40						
HILTI BOLT	HKB II	NA	M&E 30-046280 ASP 23253	NA	REPLACED	NO
STEEL ANGLE	ASTM A-36 1990	NA	M&E 30-153018 ASP 18217	NA	REPLACED	NO

7. Hydrostatic NA Pneumatic N/A Nominal Operating Pressure _____
 NDE: VT-3 Pressure: psi Test Temperature _____ F.

Description of work: INSTALLED ANGLE AND HAD VT-3 PERFORMED

444-563

Job Order/File: C0205968-10

ISI Class 2

CERTIFICATE OF COMPLIANCE

We certify that the statements made in the report are correct and this repair and/or replacement conforms to the rules of the ASME Code, Section XI repair or replacement.

Type Code Symbol Stamp NACertificate of Authorization No. NA Expiration Date NA

Signed: Dewayne Timmons, welding supervisor Date 1-23-01
 Owner or Owner's Designee, Title

CERTIFICATE OF INSERVICE INSPECTION

I, the undersigned, holding a valid commission issued by the National Board of Boiler Pressure Vessel Inspectors and the State or Province of Michigan and employed by FMIC of Johnston R I.

have inspected the components described in this Owner's Report during the period 9/6/00 to 1/24/01, and state that to the best of my knowledge and belief, the Owner has performed examinations and taken corrective measures described in this Owner's Report in accordance with the requirements of the ASME Code, Section XI

By signing this certificate neither the Inspector nor his employer makes any warranty, expressed or implied, concerning the examinations and corrective measures described in this Owner's Report. Furthermore, neither the Inspector nor his employer shall be liable in any manner for any personal injury or property damage or of loss of any kind arising from or connected with this inspection.

MA Minterpaul Commissions MIC 0055, ENR N&I
 Inspector's Signature National Board, State, Province, Endorsements

Date: JAN 24 19 2001

445-563

FORM NIS-2 OWNER'S REPORT FOR REPAIRS OR REPLACEMENTS
As Required by the Provisions for the ASME Code Section XI

1. Owner: AMERICAN ELECTRIC POWER Date Performed: 10-20-00
P.O. Box 60 Fort Wayne IN 46801 Unit# 1
2. Plant: D.C.Cook Nuclear Power Plant Job Order# C0205968-11
One Cook Place, Bridgman, MI 49106 Component# 1-GRH-R-41
3. Work Performed by: AEP/D.C. COOK Maintenance Department
4. Identification of System: RESIDUAL HEAT REMOVAL
5. (a) Applicable Construction Code: ANSI-B31.1-1983 Ed. NO Add., Code Case: NA
 (b) Applicable Edition of Section XI Utilized for Repairs or Replacements: 1989, No Addenda
6. **Identification of Components Repaired or Replaced and Replacement Components**

Name of Component	ASME,ASTM or AISI designation:	Name of Manufacture	Material Identification: M&E# ASP# P.O.#	Year built	Repaired Or Replaced	ASME Code Stamped Yes/No
1-GRH-R-41						
STEEL PLATE	ASTM A-36 1990	NA	M&E 30-153209 ASP22088	NA	REPLACED	NO

7. Hydrostatic NA Pneumatic N/A Nominal Operating Pressure _____
NDE:MT/ VT-3 Pressure: psi Test Temperature _____ F.

Description of work: INSTALLED HANGER AND HAD MT/VT-3 PERFORMED

446-563

Job Order/File: C0205968-11

ISI Class 2

CERTIFICATE OF COMPLIANCE

We certify that the statements made in the report are correct and this repair and/or replacement conforms to the rules of the ASME Code, Section XI repair or replacement.

Type Code Symbol Stamp N/ACertificate of Authorization No. N/A Expiration Date N/A

Signed: Dewayne Timmons, welding supervisor Date 1-26-01
 Owner or Owner's Designee, Title

CERTIFICATE OF INSERVICE INSPECTION

I, the undersigned, holding a valid commission issued by the National Board of Boiler Pressure Vessel Inspectors and the State of Providence of Michigan and employed by FMIC of Johnston R I.

have inspected the components described in this Owner's Report during the period 9-6-00 to 01-31-2001, and state that to the best of my knowledge and belief, the Owner has performed examinations and taken corrective measures described in this Owner's Report in accordance with the requirements of the ASME Code, Section XI

By signing this certificate neither the Inspector nor his employer makes any warranty, expressed or implied, concerning the examinations and corrective measures described in this Owner's Report. Furthermore, neither the Inspector nor his employer shall be liable in any manner for any personal injury or property damage or of loss of any kind arising from or connected with this inspection.

M R Minterpaugh Commissions Mich 0055, END NET
 Inspector's Signature National Board, State, Province, Endorsements

Date: 01-31 18 2001

447-563

FORM NIS-2 OWNER'S REPORT FOR REPAIRS OR REPLACEMENTS
As Required by the Provisions for the ASME Code Section XI

1. Owner: AMERICAN ELECTRIC POWER Date Performed: 11-02-00
P.O. Box 60 Fort Wayne IN 46801 Unit# 1
2. Plant: D.C.Cook Nuclear Power Plant Job Order# C0205968-12
One Cook Place, Bridgman, MI 49106 Component# 1-GRH-R-28
3. Work Performed by: AEP/D.C. COOK Maintenance Department
4. Identification of System: RESIDUAL HEAT REMOVAL
5. (a) Applicable Construction Code: ANSI-B31.1-1983 Ed. NO Add. Code Case: NA
 (b) Applicable Edition of Section XI Utilized for Repairs or Replacements: 1989, No Addenda
6. **Identification of Components Repaired or Replaced and Replacement Components**

Name of Component	ASME,ASTM or AISI designation:	Name of Manufacture	Material Identification: M&E# ASP# P.O.#	Year built	Repaired Or Replaced	ASME Code Stamped Yes/No
1-GRH-R-28						
STEEL ANGLE	ASTM A36 1991	NA	M&E 30-153031 ASP23126	NA	REPLACED	NO
STEEL PLATE	ASTM A-240 TYPE 304	NA	M&E 30-153224 ASP 24372	NA	REPLACED	NO
STEEL PLATE	ASTM A36-93A	NA	M&E 30-153252 ASP 21526	NA	REPLACED	NO
HILTI BOLT	HKB II	NA	M&E 30-046271 ASP 22890	NA	REPLACED	NO

7. Hydrostatic NA Pneumatic N/A Nominal Operating Pressure _____
 NDE: MT/PT/VT-3 Pressure: psi Test Temperature _____ F.

448-563

Description of work: INSTALLED HANGER AND HAD PT/MT/VT-3 PERFORMED

Job Order/File: C0205968-12

ISI Class 2

CERTIFICATE OF COMPLIANCE

We certify that the statements made in the report are correct and this repair and/or replacement conforms to the rules of the ASME Code, Section XI repair or replacement.

Type Code Symbol Stamp NACertificate of Authorization No. NA Expiration Date NA

Signed: Dewayne Timmons, welding supervisor Date 1-23-01
 Owner or Owner's Designee, Title

CERTIFICATE OF INSERVICE INSPECTION

I, the undersigned, holding a valid commission issued by the National Board of Boiler Pressure Vessel Inspectors and the State of Providence of Michigan and employed by FMIC of Johnston R I.

have inspected the components described in this Owner's Report during the period 10-13-00 to 01-24-01, and state that to the best of my knowledge and belief, the Owner has performed examinations and taken corrective measures described in this Owner's Report in accordance with the requirements of the ASME Code, Section XI

By signing this certificate neither the Inspector nor his employer makes any warranty, expressed or implied, concerning the examinations and corrective measures described in this Owner's Report. Furthermore, neither the Inspector nor his employer shall be liable in any manner for any personal injury or property damage or of loss of any kind arising from or connected with this inspection.

M. J. Minter, paul Commissions Mich 0055, ENR N&I
 Inspector's Signature National Board, State, Province, Endorsements

Date: Jan 24 18 2001

449-563

FORM NIS-2 OWNER'S REPORT FOR REPAIRS OR REPLACEMENTS
As Required by the Provisions for the ASME Code Section XI

1. Owner: AMERICAN ELECTRIC POWER Date Performed: 10-31-00
P.O. Box 60 Fort Wayne IN 46801 Unit# 1
2. Plant: D.C.Cook Nuclear Power Plant Job Order# C0205968-13
One Cook Place, Bridgman, MI 49106 Component# 1 ARH-R-4009
3. Work Performed by: AEP/D.C. COOK Maintenance Department
4. Identification of System: RESIDUAL HEAT REMOVAL
5. (a) Applicable Construction Code: ANSI-B31.1-1983 Ed. NO Add. Code Case: NA
 (b) Applicable Edition of Section XI Utilized for Repairs or Replacements: 1989, No Addenda
6. **Identification of Components Repaired or Replaced and Replacement Components**

Name of Component	ASME,ASTM or AISI designation:	Name of Manufacture	Material Identification: M&E# ASP# P.O.#	Year built	Repaired Or Replaced	ASME Code Stamped Yes/No
SWAY STRUT	GRINNELL FIG 22	NA	TEMP M&E 00023643 ASP 24715	NA	REPLACED	NO
STEEL PLATE	ASTM A36-93A	NA	M&E 30153188 ASP 21858	NA	REPLACED	NO
HILTI BOLT	HKB II	NA	M&E 30046271 ASP22890	NA	REPLACED	NO
TUBE STEEL	ASTM A500 1990	NA	M&E 30153277 ASP23162	NA	REPLACED	NO
PLATE STEEL	ASTM A36 1991	NA	M&E 30153217 ASP 22500	NA	REPLACED	NO
HILTI BOLT	HKB II	NA	M&E 30046279 ASP 16980	NA	REPLACED	NO

450-563

7. Hydrostatic NA Pneumatic N/A Nominal Operating Pressure _____
 NDE: MT/ VT-3 Pressure: psi Test Temperature _____ F.

Description of work: **INSTALLED HANGER AND HAD MT/VT-3 PERFORMED**

Job Order/File: C0205968-13

ISI Class 2

CERTIFICATE OF COMPLIANCE

We certify that the statements made in the report are correct and this repair and/or replacement conforms to the rules of the ASME Code, Section XI repair or replacement.

Type Code Symbol Stamp NA

Certificate of Authorization No. NA Expiration Date NA

Signed: Dewayne Jimmons, welding supervisor Date 1-30-01
 Owner or Owner's Designee, Title

CERTIFICATE OF INSERVICE INSPECTION

I, the undersigned, holding a valid commission issued by the National Board of Boiler Pressure Vessel Inspectors and the State or Province of Michigan and employed by FMIC of Johnston R I.

have inspected the components described in this Owner's Report during the period 10-27-00 to 01-31-01, and state that to the best of my knowledge and belief, the Owner has performed examinations and taken corrective measures described in this Owner's Report in accordance with the requirements of the ASME Code, Section XI

By signing this certificate neither the Inspector nor his employer makes any warranty, expressed or implied, concerning the examinations and corrective measures described in this Owner's Report. Furthermore, neither the Inspector nor his employer shall be liable in any manner for any personal injury or property damage or of loss of any kind arising from or connected with this inspection.

MR. M. J. JIMMONS Commissions MIC-60055 END N & I
 Inspector's Signature National Board, State, Province, Endorsements

Date: JAN 31 19 2001

451-583

FORM NIS-2 OWNER'S REPORT FOR REPAIRS OR REPLACEMENTS
As Required by the Provisions for the ASME Code Section XI

1. Owner: AMERICAN ELECTRIC POWER Date Performed: 10-23-00
P.O. Box 60 Fort Wayne IN 46801 Unit# 1
2. Plant: D.C.Cook Nuclear Power Plant Job Order# C0205968-14
One Cook Place, Bridgman, MI 49106 Component# 1-ARH-R-4010
3. Work Performed by: AEP/D.C. COOK Maintenance Department
4. Identification of System: RESIDUAL HEAT REMOVAL
5. (a) Applicable Construction Code: ANSI-B31.1-1983 Ed. NO Add., Code Case: NA
 (b) Applicable Edition of Section XI Utilized for Repairs or Replacements: 1989, No Addenda
6. **Identification of Components Repaired or Replaced and Replacement Components**

Name of Component	ASME,ASTM or AISI designation:	Name of Manufacture	Material Identification: M&E# ASP# P.O.#	Year built	Repaired Or Replaced	ASME Code Stamped Yes/No
1-ARH-R4010						
SWAY STRUT	GRINNELL FIG. 222	NA	TEMP M&E 00023644 ASP 24715	NA	REPLACED	NO
STEEL PLATE	ASTM A36-93A	NA	M&E 30153195 ASP 23105	NA	REPLACED	NO
HILTI BOLTS	HKB II	NA	M&E 30046271 ASP 22890	NA	REPLACED	NO

7. Hydrostatic NA Pneumatic N/A Nominal Operating Pressure _____
 NDE: VT-3/MT Pressure: psi Test Temperature _____ F.

452-563

Description of work: INSTALLED HANGER AND HAD VT-3/MT PERFORMED

Job Order/File: C0205968-14

ISI Class 2

CERTIFICATE OF COMPLIANCE

We certify that the statements made in the report are correct and this repair and/or replacement conforms to the rules of the ASME Code, Section XI repair or replacement.

Type Code Symbol Stamp NACertificate of Authorization No. NA Expiration Date NA

Signed: Dewayne Timmons, welding supervisor Date 1-30-01
 Owner or Owner's Designee, Title

CERTIFICATE OF INSERVICE INSPECTION

I, the undersigned, holding a valid commission issued by the National Board of Boiler Pressure Vessel Inspectors and the State or Province of Michigan and employed by FMIC of Johnston R I.

have inspected the components described in this Owner's Report during the period 10-13-00 to 01-31-01, and state that to the best of my knowledge and belief, the Owner has performed examinations and taken corrective measures described in this Owner's Report in accordance with the requirements of the ASME Code, Section XI

By signing this certificate neither the Inspector nor his employer makes any warranty, expressed or implied, concerning the examinations and corrective measures described in this Owner's Report. Furthermore, neither the Inspector nor his employer shall be liable in any manner for any personal injury or property damage or of loss of any kind arising from or connected with this inspection.

M R Matusz Commissions Mich 0055, ENDORSE
 Inspector's Signature National Board, State, Province, Endorsements

Date: JAN 31 19 2001

453-563

FORM NIS-2 OWNER'S REPORT FOR REPAIRS OR REPLACEMENTS
As Required by the Provisions for the ASME Code Section XI

1. Owner: AMERICAN ELECTRIC POWER Date Performed: 10-31-00
P.O. Box 60 Fort Wayne IN 46801 Unit# 1
2. Plant: D.C.Cook Nuclear Power Plant Job Order# C0205968-15
One Cook Place, Bridgman, MI 49106 Component# 1-ARH-R-4011
3. Work Performed by: AEP/D.C. COOK Maintenance Department
4. Identification of System: RESIDUAL HEAT REMOVAL
5. (a) Applicable Construction Code: ANSI-B31.1-1983 Ed. NO Add. Code Case: NA
 (b) Applicable Edition of Section XI Utilized for Repairs or Replacements: 1989, No Addenda
6. **Identification of Components Repaired or Replaced and Replacement Components**

Name of Component	ASME,ASTM or AISI designation:	Name of Manufacture	Material Identification: M&E# ASP# P.O.#	Year built	Repaired Or Replaced	ASME Code Stamped Yes/No
1-ARH-R-4011						
SWAY STRUT	GRINNELL FIG. 222	NA	TEMP M&E 00023644 ASP 24715	NA	REPLACED	NO
STEEL PLATE	ASTM A36 1991	NA	M&E 30153217 ASP 22777	NA	REPLACED	NO
HILTI BOLTS	HKB II	NA	M&E 30046281 ASP 19083	NA	REPLACED	NO

7. Hydrostatic NA Pneumatic N/A Nominal Operating Pressure _____
 NDE: MT/VT-3 Pressure: psi Test Temperature _____ F.

454-563

Description of work: INSTALLED HANGER AND HAD MT/VT-3 PERFORMED

Job Order/File: C0205968-15

ISI Class 2

CERTIFICATE OF COMPLIANCE

We certify that the statements made in the report are correct and this repair and/or replacement conforms to the rules of the ASME Code, Section XI repair or replacement.

Type Code Symbol Stamp NACertificate of Authorization No. NA Expiration Date NA

Signed: Dewayne Timmons, welding supervisor Date 1-30-07
 Owner or Owner's Designee, Title

CERTIFICATE OF INSERVICE INSPECTION

I, the undersigned, holding a valid commission issued by the National Board of Boiler Pressure Vessel Inspectors and the State of Providence of Michigan and employed by FMIC of Johnston R I.

have inspected the components described in this Owner's Report during the period 10-13-00 to 01-31-01, and state that to the best of my knowledge and belief, the Owner has performed examinations and taken corrective measures described in this Owner's Report in accordance with the requirements of the ASME Code, Section XI

By signing this certificate neither the Inspector nor his employer makes any warranty, expressed or implied, concerning the examinations and corrective measures described in this Owner's Report. Furthermore, neither the Inspector nor his employer shall be liable in any manner for any personal injury or property damage or of loss of any kind arising from or connected with this inspection.

MR. M. H. H. H. H. H. Commissions MICH 0055, ENCL N.B.I.
 Inspector's Signature National Board, State, Province, Endorsements

Date: JAN 31 19 2001

FORM NIS-2 OWNER'S REPORT FOR REPAIRS OR REPLACEMENTS
As Required by the Provisions of the ASME Code Section XI

455-83

- Owner AMERICAN ELECTRIC POWER COMPANY
Name
P.O. Box 60 Fort Wayne, IN 46801
Address
2. Plant D.C. COOK NUCLEAR POWER PLANT
Name
One Cook Place, Bridgman, MI 49106
Address
3. Work Performed by Installation Services
Name
Same as #2
Address
- Date January 18, 2001
Sheet 1 of 2
Unit # 1
C205969-01
Repair Org. P.O. No., Job No., etc
Type Code Symbol Stamp N/A
Authorization No. N/A
Expiration Date N/A
4. Identification of System Chemical and Volume Control ASME CODE CLASS 2
5. (a) Applicable Const. Code ANSI B31.1 19 83Ed., N/A Add. N/A Code Case
(b) Applicable Edition of Section XI Utilized for Repairs or Replacements 1989
6. Identification of Components Repaired or Replaced and Replacement Components

Name of Component	Name of Manufacturer	Manuf. Serial No.	Nat. Board No.	Other Identification	Year Built	Repaired Replaced or Replacement	ASME Code Stamped (Yes or No)
1-GCS-R-109A 1/2 x 3 Flat Bar	M&E# 30-153147	ASP# 21895	N/A	A36 1990	N/A	Replacement	No
1/2 x 3 Flat Bar	M&E# 30-153147	ASP# 23126	N/A	A36 1990	N/A	Replacement	No
3/4 Plate	M&E# 30-153217	ASP# 22777	N/A	A36 1991	N/A	Replacement	No
3/4 x 10 Hilti Bolt	M&E# 30-046281	ASP# 23388	N/A	HKBII 34-10	N/A	Replacement	No

7. Description of work Modify Support 1-GCS-R-109A in accordance with 1-DCP-163

8. Test Conducted: Hydrostatic ☐ Pneumatic ☐ Nominal Operating Pressure ☐
N/A ☒ Other ☐ Pressure N/A psi Test Temp. N/A °F

NOTE: Supplemental sheets in form of lists, sketches, or drawings may be used, provided (1) size is 8-1/2 in. x 11 in., (2) information in items 1 through 6 on this report is included on each sheet, and (3) each sheet is numbered and the number of sheets is recorded at the top of this form.

Remarks	Final VT and Final MT and/or PT
	Applicable Manufacturer's Data Reports to be attached
Ref. JO: C205969-01	Design Change: 1-DCP-163
Repair/Replacement Plan: C205969-01	ISI Class: 3

Signed BRAYNE Thomas Date 1-19-01, 2001
Owner or Owner's Designee, Title

Date JAN 22 20 01

457-563

FORM NIS-2 OWNER'S REPORT FOR REPAIRS OR REPLACEMENTS
As Required by the Provisions for the ASME Code Section XI

1. Owner: AMERICAN ELECTRIC POWER Date Performed: 10-18-00
P.O. Box 60 Fort Wayne IN 46801 Unit# 1
2. Plant: D.C.Cook Nuclear Power Plant Job Order# C0205969-02
One Cook Place, Bridgman, MI 49106 Component# 1-GCS-V-108A
3. Work Performed by: AEP/D.C. COOK Maintenance Department
4. Identification of System: CVCS
5. (a) Applicable Construction Code: ANSI-B31.1-1983 Ed. NO Add. Code Case:
 (b) Applicable Edition of Section XI Utilized for Repairs or Replacements: 1989, No Addenda
6. **Identification of Components Repaired or Replaced and Replacement Components**

Name of Component	ASME,ASTM or AISI designation:	Name of Manufacture	Material Identification: M&E# ASP# P.O.#	Year built	Repaired Or Replaced	ASME Code Stamped Yes/No
1-GCS-V-108A						
1 / 2 X 6 X 15 FLAT BAR	ASTM A-36 -93A	NA	M&E 30153149 ASP 23198	NA	REPLACED	NO
HILTI BOLT	KB II	NA	M&E 30046270 ASP 22889	NA	REPLACED	NO

7. Hydrostatic NA Pneumatic N/A Nominal Operating Pressure
 NDE: MT/VT-3 Pressure: psi Test Temperature F.

458-563

Description of work: MODIFIED HANGER 1-GCS-V-108A AND HAD MT AND VT-3
PERFORMED

Job Order/File: C0205969-02

ISI Class 2

CERTIFICATE OF COMPLIANCE

We certify that the statements made in the report are correct and this repair and/or replacement conforms to the rules of the ASME Code, Section XI repair or replacement.

Type Code Symbol Stamp NA

Certificate of Authorization No. NA Expiration Date NA

Signed: Dewayne Simmons welding supervisor Date 1-18-01
Owner or Owner's Designee, Title

CERTIFICATE OF INSERVICE INSPECTION

I, the undersigned, holding a valid commission issued by the National Board of Boiler Pressure Vessel Inspectors and the State of Michigan and employed by FMIC of Johnston R I.

have inspected the components described in this Owner's Report during the period 10/10/00 to 01-22-01, and state that to the best of my knowledge and belief, the Owner has performed examinations and taken corrective measures described in this Owner's Report in accordance with the requirements of the ASME Code, Section XI

By signing this certificate neither the Inspector nor his employer makes any warranty, expressed or implied, concerning the examinations and corrective measures described in this Owner's Report. Furthermore, neither the Inspector nor his employer shall be liable in any manner for any personal injury or property damage or of loss of any kind arising from or connected with this inspection.

MR. M. M. M. M. M. Commissions Mich 0055, ENDR
Inspector's Signature National Board, State, Province, Endorsements

Date: JAN 22 18 2001

459-563

FORM NIS-2 OWNER'S REPORT FOR REPAIRS OR REPLACEMENTS
As Required by the Provisions for the ASME Code Section XI

1. Owner: AMERICAN ELECTRIC POWER Date Performed: 10-19-00
P.O. Box 60 Fort Wayne IN 46801 Unit# 1
2. Plant: D.C.Cook Nuclear Power Plant Job Order# C0205969-04
One Cook Place, Bridgman, MI 49106 Component# 1-GCS-L-107A
3. Work Performed by: AEP/D.C. COOK Maintenance Department
4. Identification of System: CVCS
5. (a) Applicable Construction Code: ANSI-B31.1-1983 Ed. NO Add., Code Case: NA
 (b) Applicable Edition of Section XI Utilized for Repairs or Replacements: 1989, No Addenda
6. **Identification of Components Repaired or Replaced and Replacement Components**

Name of Component	ASME,ASTM or AISI designation:	Name of Manufacture	Material Identification: M&E# ASP# P.O.#	Year built	Repaired Or Replaced	ASME Code Stamped Yes/No
1-GCS-L-107A						
WELD ROD	E 7018	NA	M&E 30044315 ASP 23546	NA	REPAIRED	NO

7. Hydrostatic NA Pneumatic N/A Nominal Operating Pressure _____
 NDE: MT/ VT-3 Pressure: psi Test Temperature _____ F.

460-563

Description of work: COMPLETED FIELD WELDS 1-4 AND HAD MT/VT-3
PERFORMED.

Job Order/File: C0205969-04

ISI Class 2

CERTIFICATE OF COMPLIANCE

We certify that the statements made in the report are correct and this repair and/or replacement conforms to the rules of the ASME Code, Section XI repair or replacement.

Type Code Symbol Stamp NACertificate of Authorization No. NA Expiration Date NASigned: Dewayne Timmons, welding supervisorDate 1-18-01

Owner or Owner's Designee, Title

CERTIFICATE OF INSERVICE INSPECTION

I, the undersigned, holding a valid commission issued by the National Board of Boiler Pressure Vessel Inspectors and the State or Providence of Michigan and employed by FMIC of Johnston R I.

have inspected the components described in this Owner's Report during the period 10/16/00 to 01/22/01, and state that to the best of my knowledge and belief, the Owner has performed examinations and taken corrective measures described in this Owner's Report in accordance with the requirements of the ASME Code, Section XI

By signing this certificate neither the Inspector nor his employer makes any warranty, expressed or implied, concerning the examinations and corrective measures described in this Owner's Report. Furthermore, neither the Inspector nor his employer shall be liable in any manner for any personal injury or property damage or of loss of any kind arising from or connected with this inspection.

M. L. Watersbaugh Commissions Mich 0055, E. J. N. J. I
Inspector's Signature National Board, State, Province, Endorsements

Date: Jan 22 19 2001

FORM NIS-2 OWNER'S REPORT FOR REPAIRS OR REPLACEMENTS

As Required by the Provisions of the ASME Code Section XI

461-563

Owner AMERICAN ELECTRIC POWER COMPANY

Date January 24, 2001

Name
P.O. Box 60 Fort Wayne, IN 46801
Address

Sheet 1 of 2

2. Plant D.C. COOK NUCLEAR POWER PLANT

Unit # 1

Name
One Cook Place, Bridgman, MI 49106
Address

3. Work Performed by Installation Services

C205970-01

Repair Org. P.O. No., Job No., etc

Type Code Symbol Stamp N/A

Authorization No. N/A

Expiration Date N/A

Same as #2

Address

4. Identification of System Main Steam ASME CODE CLASS 2

5. (a) Applicable Const. Code B31.1 19 83Ed., N/A Add. N/A Code Case

(b) Applicable Edition of Section XI Utilized for Repairs or Replacements 1989

6. Identification of Components Repaired or Replaced and Replacement Components

Name of Component	Name of Manufacturer	Manuf. Serial No.	Nat. Board No.	Other Identification	Year Built	Repaired Replaced or Replacement	ASME Code Stamped (Yes or No)
1-GMS-R-294 4 x 4 x 1/4 Angle	M&E# 30-153018	ASP# 18271	N/A	A36 1990	N/A	Replace- ment	No
5/8 All Thread Rod	M&E# 30-211610	ASP# 21390	N/A	SA193 Grade B7	N/A	Replace- ment	No
5/8 Heavy Hex Jam Nut	M&E# 30-046914	ASP# 10713	N/A	A194 Grade 8	N/A	Replace- ment	No
5/8 Heavy Hex Nut	M&E# 30-211880	ASP# 23319	N/A	SA 194 Grade 2H	N/A	Replace- ment	No

7. Description of work Modify Main Steam Hanger 1-GMS-R-294 in accordance with 1-DCP-163

8. Test Conducted: Hydrostatic ☐ Pneumatic ☐ Nominal Operating Pressure ☐
N/A ☒ Other ☐ Pressure N/A psi Test Temp. N/A °F

NOTE: Supplemental sheets in form of lists, sketches, or drawings may be used, provided (1) size is 8-1/2 in. x 11 in., (2) information in items 1 through 6 on this report is included on each sheet, and (3) each sheet is numbered and the number of sheets is recorded at the top of this form.

462-563

FORM NIS-2 (Back)

Remarks Final VT and MTApplicable Manufacturer's Data Reports to be attached

Ref. JO: C205970-01

Design Change: 1-DCP-163

Repair/Replacement Plan: C205970-01ISI Class 3

CERTIFICATE OF COMPLIANCE

We certify that the statements made in the report are correct and this
REPLACEMENT conforms to the rules of the ASME Code, Section XI.
 Repair or replacement

Type Code Symbol Stamp N/ACertificate of Authorization No. N/A Expiration Date N/A

Signed

[Signature]
Thomas's main Supv. Welding
 Owner or Owner's Designee, Title

Date

1-30-, 20 01

CERTIFICATE OF INSERVICE INSPECTION

I, the undersigned, holding a valid commission issued by the National Board of Boiler And Pressure Vessel Inspectors and the State or Province of Michigan and employed by FACTORY MUTUAL INSURANCE Co. of Johnston, R.I. 02919 Have inspected the components described in this Owner's Report during the period 01-07-00 to 01-31-01, and state that to the best of my knowledge and belief, the Owner has performed examinations and taken corrective measures described in this Owner's Report in accordance with the requirements of the ASME Code, Section XI.

By signing this certificate neither the Inspector nor his employer makes any Warranty, expressed or implied, concerning the examinations and corrective measures Described in this Owner's Report. Furthermore, neither the Inspector nor his Employer shall be liable in any manner for any personal injury or property damage or a loss of any kind arising from or connected with this inspection.

[Signature]
 Inspector's Signature

Commissions

Mich 0055, END NFI

National Board, State, Province, Endorsements

Date JAN 31 20 01

FORM NIS-2 OWNER'S REPORT FOR REPAIRS OR REPLACEMENTS

As Required by the Provisions of the ASME Code Section XI

463-563

- Owner AMERICAN ELECTRIC POWER COMPANY Date January 24, 2001
Name
P.O. Box 60 Fort Wayne, IN 46801 Sheet 1 of 2
Address
 2. Plant D.C. COOK NUCLEAR POWER PLANT Unit # 1
Name
One Cook Place, Bridgman, MI 49106 C205970-02
Address Repair Org. P.O. No., Job No., etc
 3. Work Performed by Installation Services Type Code Symbol Stamp N/A
Name Authorization No. N/A
Same as #2 Expiration Date N/A
Address
4. Identification of System Main Steam ASME CODE CLASS 2
 5. (a) Applicable Const. Code B31.1 19 83 Ed., N/A Add. N/A Code Case
 (b) Applicable Edition of Section XI Utilized for Repairs or Replacements 1989
 6. Identification of Components Repaired or Replaced and Replacement Components

Name of Component	Name of Manufacturer	Manuf. Serial No.	Nat. Board No.	Other Identification	Year Built	Repaired Replaced or Replacement	ASME Code Stamped (Yes or No)
1-GMS-R-805 1/2 x 4 Flat Bar	M&E# 30-153148	ASP# 23740	N/A	A36 1991	N/A	Replacement	No
1/4 x 2-1/2 Flat Bar	M&E# 30-153128	ASP# 23348	N/A	A36-1990	N/A	Replacement	No

7. Description of work Modify Main Steam Hanger 1-GMS-R-805 in accordance with 1-DCP-163

8. Test Conducted: Hydrostatic ☐ Pneumatic ☐ Nominal Operating Pressure ☐
 N/A ☒ Other ☐ Pressure N/A psi Test Temp. N/A °F

NOTE: Supplemental sheets in form of lists, sketches, or drawings may be used, provided (1) size is 8-1/2 in. x 11 in., (2) information in items 1 through 6 on this report is included on each sheet, and (3) each sheet is numbered and the number of sheets is recorded at the top of this form.

464-563

FORM NIS-2 (Back)

Remarks Final VT and MT
Applicable Manufacturer's Data Reports to be attached

Ref. JO: C205970-02 Design Change: 1-DCP-163

Repair/Replacement Plan: C205970-02 ISI Class 3

CERTIFICATE OF COMPLIANCE

We certify that the statements made in the report are correct and this
REPLACEMENT conforms to the rules of the ASME Code, Section XI.
 Repair or replacement

Type Code Symbol Stamp N/A

Certificate of Authorization No. N/A Expiration Date N/A

Signed *Donna Timmons* Date 2-26-, 20 01
 Owner or Owner's Designee, Title

CERTIFICATE OF INSERVICE INSPECTION

I, the undersigned, holding a valid commission issued by the National Board of Boiler And Pressure Vessel Inspectors and the State or Province of Michigan and employed by FACTORY MUTUAL INSURANCE Co. of Johnston, R.I. 02919 Have inspected the components described in this Owner's Report during the period 2-7-00 to 2-27-01, and state that to the best of my knowledge and belief, the Owner has performed examinations and taken corrective measures described in this Owner's Report in accordance with the requirements of the ASME Code, Section XI.

By signing this certificate neither the Inspector nor his employer makes any Warranty, expressed or implied, concerning the examinations and corrective measures Described in this Owner's Report. Furthermore, neither the Inspector nor his Employer shall be liable in any manner for any personal injury or property damage or a loss of any kind arising from or connected with this inspection.

M.R. Montgomery Commissions Mich 0055, ENR NFI
 Inspector's Signature National Board, State, Province, Endorsements

Date Feb 27 20 01

465-563

NIS-2 OWNER'S REPORT FOR REPAIRS OR REPLACEMENTS
As Required by the Provisions for the ASME Code Section XI

1. Owner: AMERICAN ELECTRIC POWER Date Performed: 11-02-00
P.O. Box 60 Fort Wayne IN 46801 Unit# 1
2. Plant: D.C. Cook Nuclear Power Plant Job Order# C0205970-07
One Cook Place, Bridgman, MI 49106 Component# 1-GMS-R-389
3. Work Performed by: AEP/D.C. COOK Maintenance Department
4. Identification of System: PIPING SUPPORT
5. (a) Applicable Construction Code: ANSI-B31.1-1983 Ed. NO Add. Code Case: N/A
 (b) Applicable Edition of Section XI Utilized for Repairs or Replacements: 1989, No Addenda
6. **Identification of Components Repaired or Replaced and Replacement Components**

Name of Component	ASME, ASTM or AISI designation:	Name of Manufacture	Material Identification: M&E# ASP# P.O.#	Year built	Repaired Or Replaced	ASME Code Stamped Yes/No
1-GMS-R-389						NO
3"X 3"X 1/4" TUBE SEAMLESS	ASTM-A500 GR-B		M&E # 30-150169 ASP # 24495		REPLACED	NO
3"X 3"X 1/4" TUBE SEAMLESS	ASTM-A500 GR-B		M&E # 30-150169 ASP # 22500		REPLACED	NO
1/2"X 6" STEEL FLAT BAR	ASTM A-36-93A CARBON STEEL		M&E # 30-153149 ASP # 23198		REPLACED	NO
4" INSULATION SADDLE	C.S. GRINNEL FIG 164		TEMP M&E # 00=023169 ASP # 24549 P.O. # 10656		REPLACED	NO

7. Hydrostatic N/A Pneumatic N/A Nominal Operating Pressure N/A
 NDE: VT, MT, PT Pressure: psi N/A Test Temperature F.

Description of work Modify support 1-GMS-R389, IAW DCP-163

466-563

Job Order/File: C0209570-07

ISI Class 3

CERTIFICATE OF COMPLIANCE

We certify that the statements made in the report are correct and this repair and/or replacement conforms to the rules of the ASME Code, Section XI repair or replacement.

Type Code Symbol Stamp NACertificate of Authorization No. NA Expiration Date NA

Signed: Dewayne Timmons Date 1-30-01
 Owner or Owner's Designee, Title

CERTIFICATE OF INSERVICE INSPECTION

I, the undersigned, holding a valid commission issued by the National Board of Boiler Pressure Vessel Inspectors and the State of Providence of Michigan and employed by FMIC of Johnston R.I.

have inspected the components described in this Owner's Report during the period 9-7-00 to 01-31-01, and state that to the best of my knowledge and belief, the Owner has performed examinations and taken corrective measures described in this Owner's Report in accordance with the requirements of the ASME Code, Section XI

By signing this certificate neither the Inspector nor his employer makes any warranty, expressed or implied, concerning the examinations and corrective measures described in this Owner's Report. Furthermore, neither the Inspector nor his employer shall be liable in any manner for any personal injury or property damage or of loss of any kind arising from or connected with this inspection.

M. J. Montenegro Commissions MICH 0055, END N&I
 Inspector's Signature National Board, State, Province, Endorsements

Date: JAN 31 19 2001

467-563

FORM NIS-2 OWNER'S REPORT FOR REPAIRS OR REPLACEMENTS
As Required by the Provisions for the ASME Code Section XI

1. Owner: AMERICAN ELECTRIC POWER Date Performed: 10-26-00
P.O. Box 60 Fort Wayne IN 46801 Unit# 1
2. Plant: D.C. Cook Nuclear Power Plant Job Order# C0205970-08
One Cook Place, Bridgman, MI 49106 Component# 1-GMS-R-803
3. Work Performed by: AEP/D.C. COOK Maintenance Department
4. Identification of System: Main Steam
5. (a) Applicable Construction Code: ANSI-B31.1-1983 Ed. NO Add. Code Case N/A
 (b) Applicable Edition of Section XI Utilized for Repairs or Replacements: 1989, No Addenda
6. **Identification of Components Repaired or Replaced and Replacement Components**

Name of Component	ASME, ASTM or AISI designation:	Name of Manufacture	Material Identification: M&E# ASP# P.O.#	Year built	Repaired Or Replaced	ASME Code Stamped Yes/No
1-GMS-R-803	N/A	N/A	EXISTING	N/A	REPAIRED	NO

7. Hydrostatic N/A Pneumatic N/A Nominal Operating Pressure N/A
 NDE: N/A Pressure: psi N/A Test Temperature F.

468-563

Description of work: Modification of support # 1-GMS-R803, IAW DCP-163 Removed
items #5 and #6 reference drawing # INT-1-GMS-R803 by grinding.

Job Order/File: c0205970-08

ISI Class 3

CERTIFICATE OF COMPLIANCE

We certify that the statements made in the report are correct and this repair and/or replacement conforms to the rules of the ASME Code, Section XI repair or replacement.

Type Code Symbol Stamp NACertificate of Authorization No. NA Expiration Date NA

Signed: Dewayne Timmons, welding supervisor Date 2-16-01
Owner or Owner's Designee, Title

CERTIFICATE OF INSERVICE INSPECTION

I, the undersigned, holding a valid commission issued by the National Board of Boiler Pressure Vessel Inspectors and the State or Providence of Michigan and employed by FMIC of Johnston R I.

have inspected the components described in this Owner's Report during the period 9-14-00 to 2-16-01, and state that to the best of my knowledge and belief, the Owner has performed examinations and taken corrective measures described in this Owner's Report in accordance with the requirements of the ASME Code, Section XI

By signing this certificate neither the Inspector nor his employer makes any warranty, expressed or implied, concerning the examinations and corrective measures described in this Owner's Report. Furthermore, neither the Inspector nor his employer shall be liable in any manner for any personal injury or property damage or of loss of any kind arising from or connected with this inspection.

M. J. Montross Commissions Mich 0055, ENCL N&I
Inspector's Signature National Board, State, Province, Endorsements

Date: Feb 19 19 2001

FORM NIS-2 OWNER'S REPORT FOR REPAIRS OR REPLACEMENTS
As Required by the Provisions of the ASME Code Section XI

469-563

1. Owner AMERICAN ELECTRIC POWER COMPANY
Name
P.O. Box 60 Fort Wayne, IN 46801
Address
2. Plant D.C. COOK NUCLEAR POWER PLANT
Name
One Cook Place, Bridgman, MI 49106
Address
3. Work Performed by Installation Services
Name
Same as #2
Address

Date January 24, 2001
Sheet 1 of 2
Unit # 1
C205970-09
Repair Org. P.O. No., Job No., etc
Type Code Symbol Stamp N/A
Authorization No. N/A
Expiration Date N/A

4. Identification of System Main Steam System ASME CODE CLASS 2
5. (a) Applicable Const. Code B31.1 19 83Ed., N/A Add. N/A Code Case
(b) Applicable Edition of Section XI Utilized for Repairs or Replacements 1989
6. Identification of Components Repaired or Replaced and Replacement Components

Name of Component	Name of Manufacturer	Manuf. Serial No.	Nat. Board No.	Other Identification	Year Built	Repaired Replaced or Replacement	ASME Code Stamped (Yes or No)
1-GMS-R-332 Insulation Protection Saddle	Temp M&E# 00-023169	ASP# 24549	N/A	Grinnell Fig 164	N/A	Replacement	No
3/8 x 2 Flat Bar	M&E# 30-153140	ASP# 15946	N/A	A36-91	N/A	Replacement	No
1/4 x 2-1/2 Flat Bar	M&E# 30-153128	ASP# 23348	N/A	A36-1990	N/A	Replacement	No
2 x 2 x 1/4 Tube Steel	M&E# 30-150165	ASP# 23634	N/A	A500 Gr B 1990	N/A	Replacement	No

7. Description of work Modify Main Steam Hanger 1-GMS-R-332 in accordance with 1-DCP-163

8. Test Conducted: Hydrostatic ☐ Pneumatic ☐ Nominal Operating Pressure ☐
N/A ☒ Other ☐ Pressure N/A psi Test Temp. N/A °F

NOTE: Supplemental sheets in form of lists, sketches, or drawings may be used, provided (1) size is 8-1/2 in. x 11 in., (2) information in items 1 through 6 on this report is included on each sheet, and (3) each sheet is numbered and the number of sheets is recorded at the top of this form.

FORM NIS-2 (Back)

470-563

Remarks Final VT and MT
Applicable Manufacturer's Data Reports to be attached

Ref. JO: C205970-09

Design Change: 1-DCP-163

Repair/Replacement Plan: C205970-09 ISI Class 3

CERTIFICATE OF COMPLIANCE

We certify that the statements made in the report are correct and this
REPLACEMENT conforms to the rules of the ASME Code, Section XI.
 Repair or replacement

Type Code Symbol Stamp N/ACertificate of Authorization No. N/A Expiration Date N/A

Signed

Dwaine Timmons *MAINT Supervisor*
 Owner or Owner's Designee, Title

Date

1-30-, 20 *01*

CERTIFICATE OF INSERVICE INSPECTION

I, the undersigned, holding a valid commission issued by the National Board of Boiler And Pressure Vessel Inspectors and the State or Province of Michigan and employed by FACTORY MUTUAL INSURANCE Co. of Johnston, R.I. 02919 Have inspected the components described in this Owner's Report during the period 9-7-00 to 01-31-01, and state that to the best of my knowledge and belief, the Owner has performed examinations and taken corrective measures described in this Owner's Report in accordance with the requirements of the ASME Code, Section XI.

By signing this certificate neither the Inspector nor his employer makes any Warranty, expressed or implied, concerning the examinations and corrective measures Described in this Owner's Report. Furthermore, neither the Inspector nor his Employer shall be liable in any manner for any personal injury or property damage or a loss of any kind arising from or connected with this inspection.

Mr. M. J. M. M. M.
 Inspector's Signature

Commissions

Mich 0055, End R & I
 National Board, State, Province, Endorsements

Date Jan 31 20 01

471-563

FORM NIS-2 OWNER'S REPORT FOR REPAIRS OR REPLACEMENTS
As Required by the Provisions for the ASME Code Section XI

1. Owner: AMERICAN ELECTRIC POWER Date Performed: 09-13-00
P.O. Box 60 Fort Wayne IN 46801 Unit# 1
2. Plant: D.C.Cook Nuclear Power Plant Job Order# C0206081-02
One Cook Place, Bridgman, MI 49106 Component# 1-IMO-910
3. Work Performed by: AEP/D.C. COOK Maintenance Department
4. Identification of System: REFUELING WATER STORAGE TANK
5. (a) Applicable Construction Code: ANSI B31.1, 1983 Ed. NO Add. Code Case: N/A
(b) Applicable Edition of Section XI Utilized for Repairs or Replacements: 1989, No Addenda
6. Identification of Components Repaired or Replaced and Replacement Components

Name of Component	ASME, ASTM or AISI designation:	Name of Manufacture	Material Identification: M&E# ASP# P.O.#	Year built	Repaired Or Replaced	ASME Code Stamped Yes/No
1-IMO-910						
Wedge	A351 Grade CF8	FLOWERVE	TEMP# 00-022991 ASP# 24460	N/A	REPLACED	NO
MOD KIT Bonnet	A351 Grade CF8	FLOWERVE	TEMP# 00-012431 ASP# 24317 PO#2494	N/A	REPLACED	NO
Mod Kit Disc	A351 Grade CF8	FLOWERVE	TEMP# 00-012431 ASP# 24317 PO#2494	N/A	REPLACED	NO
Mod Kit Stem	SA-564	FLOWERVE	TEMP# 00-012431 ASP# 24317 PO#2494	N/A	REPLACED	NO

7. Hydrostatic NA Pneumatic NA Nominal Operating Pressure ~~N/A~~ NDE: PT

Pressure: psi Test Temperature F.

472-563

Description of Work: The valve was repaired using a new modification kit, and
reworked wedge. A VT-2 test was also preformed.

Job Order/File: C0206081-02 **ISI CLASS** 2

CERTIFICATE OF COMPLIANCE

We certify that the statements made in the report are correct and this repair and/or replacement conforms to the rules of the ASME Code, Section XI repair or replacement.

Type Code Symbol Stamp NA

Certificate of Authorization No. NA Expiration Date NA

Signed: Dewayne Timmons Maint. Welding Supervisor Date 2-19-01
 Owner or Owner's Designee, Title

CERTIFICATE OF INSERVICE INSPECTION

I, the undersigned, holding a valid commission issued by the National Board of Boiler Pressure Vessel Inspectors and the State of Providence of Michigan and employed by FMIC OF JOHNSTON RI.

have inspected the components described in this Owner's Report during the period 9-6-00 to 02-20-01, and state that to the best of my knowledge and belief, the Owner has performed examinations and taken corrective measures described in this Owner's Report in accordance with the requirements of the ASME Code, Section XI

By signing this certificate neither the Inspector nor his employer makes any warranty, expressed or implied, concerning the examinations and corrective measures described in this Owner's Report. Furthermore, neither the Inspector nor his employer shall be liable in any manner for any personal injury or property damage or of loss of any kind arising from or connected with this inspection.

MR. M. M. M. M. M. Commissions MICH 0055, ENL N&I
 Inspector's Signature National Board, State, Province, Endorsements

Date: Feb 20 19th 2001

473-563

FORM NIS-2 OWNER'S REPORT FOR REPAIRS OR REPLACEMENTS
As Required by the Provisions for the ASME Code Section XI

1. Owner: AMERICAN ELECTRIC POWER Date Performed: 09-14-00
P.O. Box 60 Fort Wayne IN 46801 Unit# 1
2. Plant: D.C.Cook Nuclear Power Plant Job Order# C0206081-06
One Cook Place, Bridgman, MI 49106 Component# 1-IMO-910
3. Work Performed by: AEP/D.C. COOK Maintenance Department
4. Identification of System: RWST
5. (a) Applicable Construction Code: ANSI B31.1, 1983 Ed. NO Add. Code Case:
 (b) Applicable Edition of Section XI Utilized for Repairs or Replacements: 1989, No Addenda
6. **Identification of Components Repaired or Replaced and Replacement Components**

Name of Component	ASME,ASTM or AISI designation:	Name of Manufacture	Material Identification: M&E# ASP# P.O.#	Year built	Repaired Or Replaced	ASME Code Stamped Yes/No
1-IMO-910	N/A	N/A	EXISTING	N/A	REPAIRED	NO

7. Hydrostatic NA Pneumatic NA Nomial Operating Pressure N/ANDE: PT
 Pressure: psi Test Temperature F.

474-563

Description of Work: 1-IMO-910 wedge throat and Stem T-head were machined . QC
performed a PT inspection.

Job Order/File: C0206081-06 **ISI CLASS** 2

CERTIFICATE OF COMPLIANCE

We certify that the statements made in the report are correct and this repair and/or replacement conforms to the rules of the ASME Code, Section XI repair or replacement.

Type Code Symbol Stamp NA

Certificate of Authorization No. NA Expiration Date NA

Signed: Dewayne Timmons Maint. Welding Supervisor Date 1-15-01
 Owner or Owner's Designee, Title

CERTIFICATE OF INSERVICE INSPECTION

I, the undersigned, holding a valid commission issued by the National Board of Boiler Pressure Vessel Inspectors and the State of Providence of Michigan and employed by FMIC OF JOHNSTON RI.

have inspected the components described in this Owner's Report during the period 9-12-00 to 01-16-01, and state that to the best of my knowledge and belief, the Owner has performed examinations and taken corrective measures described in this Owner's Report in accordance with the requirements of the ASME Code, Section XI

By signing this certificate neither the Inspector nor his employer makes any warranty, expressed or implied, concerning the examinations and corrective measures described in this Owner's Report. Furthermore, neither the Inspector nor his employer shall be liable in any manner for any personal injury or property damage or of loss of any kind arising from or connected with this inspection.

NA Muterapangh Commissions MICHIGAN, END NBT
 Inspector's Signature National Board, State, Province, Endorsements

Date: JAN 16 19 2001

475-563

FORM NIS-2 OWNER'S REPORT FOR REPAIRS OR REPLACEMENTS
As Required by the Provisions for the ASME Code Section XI

1. Owner: AMERICAN ELECTRIC POWER Date Performed: 09-13-00
P.O. Box 60 Fort Wayne IN 46801 Unit# 1
2. Plant: D.C. Cook Nuclear Power Plant Job Order# C0206082-01
One Cook Place, Bridgman, MI 49106 Component# 1-IMO-911
3. Work Performed by: AEP/D.C. COOK Maintenance Department
4. Identification of System: REFUELING WATER STORAGE TANK
5. (a) Applicable Construction Code: ANSI-B31.1-1983 Ed. NO Add. Code Case: NA
 (b) Applicable Edition of Section XI Utilized for Repairs or Replacements: 1989, No Addenda
6. **Identification of Components Repaired or Replaced and Replacement Components**

Name of Component	ASME, ASTM or AISI designation:	Name of Manufacture	Material Identification: M&E# ASP# P.O.#	Year built	Repaired Or Replaced	ASME Code Stamped Yes/No
1-IMO-911						
WEDGE	A351 GR-CF8	FLOWERVE	TEMP# 00-022991 ASP# 24460 PO#10150	N/A	REPLACE D	NO
MOD KIT BONNET	A351 GR-CF8	FLOWERVE	TEMP#00-012431 ASP# 34317 PO#2494	N/A	REPLACE D	NO
DISC	A351 GR-CF8	FLOWERVE	TEMP# 00-012431 ASP# 24317 PO#2494	N/A	REPLACE D	NO
STEM	SA -564	FLOWERVE	TEMP# 00-012431 ASP# 24317 PO#2494	N/A	REPLACE D	NO

7. Hydrostatic NA Pneumatic N/A Nominal Operating Pressure X PT
 NDE: _____ Pressure: psi _____ Test Temperature _____ F.

476-563

Description of work: The valve was repaired using a new modification kit, and a reworked wedge. A VT-2 exam was done also.

Job Order/File: C0206082-01 **ISI Class** 2

CERTIFICATE OF COMPLIANCE

We certify that the statements made in the report are correct and this repair and/or replacement conforms to the rules of the ASME Code, Section XI repair or replacement.

Type Code Symbol Stamp NA

Certificate of Authorization No. NA Expiration Date NA

Signed: Dewayne Timmons, welding supervisor Date 2-19-01
Owner or Owner's Designee, Title

CERTIFICATE OF INSERVICE INSPECTION

I, the undersigned, holding a valid commission issued by the National Board of Boiler Pressure Vessel Inspectors and the State of Providence of Michigan and employed by FMIC of Johnston R I.

have inspected the components described in this Owner's Report during the period 9-13-00 to 2-20-01, and state that to the best of my knowledge and belief, the Owner has performed examinations and taken corrective measures described in this Owner's Report in accordance with the requirements of the ASME Code, Section XI

By signing this certificate neither the Inspector nor his employer makes any warranty, expressed or implied, concerning the examinations and corrective measures described in this Owner's Report. Furthermore, neither the Inspector nor his employer shall be liable in any manner for any personal injury or property damage or of loss of any kind arising from or connected with this inspection.

M J Montemayor Commissions Mich 0055, END N&I
Inspector's Signature National Board, State, Province, Endorsements

Date: Feb 20 19 2001

477-563

FORM NIS-2 OWNER'S REPORT FOR REPAIRS OR REPLACEMENTS
As Required by the Provisions for the ASME Code Section XI

1. Owner: AMERICAN ELECTRIC POWER Date Performed: 09-14-00
P.O. Box 60 Fort Wayne IN 46801 Unit# 1
2. Plant: D.C.Cook Nuclear Power Plant Job Order# C0206082-04
One Cook Place, Bridgman, MI 49106 Component# 1-IMO-911
3. Work Performed by: AEP/D.C. COOK Maintenance Department
4. Identification of System: REFUELING WATER STORAGE TANK
5. (a) Applicable Construction Code: ANSI B31.1, 1983 Ed. NO Add., Code Case: _____
 (b) Applicable Edition of Section XI Utilized for Repairs or Replacements: 1989, No Addenda
6. Identification of Components Repaired or Replaced and Replacement Components

Name of Component	ASME, ASTM or AISI designation:	Name of Manufacture	Material Identification: M&E# ASP# P.O.#	Year built	Repaired Or Replaced	ASME Code Stamped Yes/No
1-IMO-911	N/A	N/A	EXISTING	N/A	REPAIRED	NO

7. Hydrostatic NA Pneumatic: NA Nomial Operating Pressure: VT-2 NDE:PT

Pressure: psi Test Temperature F.

Description of Work: The valve was repaired using a machined wedge and stem. A PT
was preformed per NC2546 1986 ED. A VT-2 was also performed.

Job Order/File: C0206082-04

ISI CLASS

2

CERTIFICATE OF COMPLIANCE

We certify that the statements made in the report are correct and this repair and/or replacement conforms to the rules of the ASME Code, Section XI repair or replacement.

Type Code Symbol Stamp NACertificate of Authorization No. NA Expiration Date NA

Signed: Dewayne Timmons Maint. Welding Supervisor Date 12-11-00
 Owner or Owner's Designee, Title

CERTIFICATE OF INSERVICE INSPECTION

I, the undersigned, holding a valid commission issued by the National Board of Boiler Pressure Vessel Inspectors and the State of Providence of Michigan and employed by FMIC OF JOHNSTON RI.

have inspected the components described in this Owner's Report during the period 7-12-00 to 12-13-00, and state that to the best of my knowledge and belief, the Owner has performed examinations and taken corrective measures described in this Owner's Report in accordance with the requirements of the ASME Code, Section XI

By signing this certificate neither the Inspector nor his employer makes any warranty, expressed or implied, concerning the examinations and corrective measures described in this Owner's Report. Furthermore, neither the Inspector nor his employer shall be liable in any manner for any personal injury or property damage or of loss of any kind arising from or connected with this inspection.

W.R. McIntosh Commissions MICHIGAN, ENDORSE
 Inspector's Signature National Board, State, Province, Endorsements

Date: December 13 12 2000

479-563

FORM NIS-2 OWNER'S REPORT FOR REPAIRS OR REPLACEMENTS
As Required by the Provisions for the ASME Code Section XI

1. Owner: AMERICAN ELECTRIC POWER Date Performed: 10-02-00
P.O. Box 60 Fort Wayne IN 46801 Unit# 1
2. Plant: D.C.Cook Nuclear Power Plant Job Order# C0206188-02
One Cook Place, Bridgman, MI 49106 Component# 1-IMO-330
3. Work Performed by: AEP/D.C. COOK Maintenance Department
4. Identification of System: RESIDUAL HEAT REMOVAL
5. (a) Applicable Construction Code: ANSI B31.1, 1983 Ed. NO Add., Code Case: _____
 (b) Applicable Edition of Section XI Utilized for Repairs or Replacements: 1989, No Addenda
6. **Identification of Components Repaired or Replaced and Replacement Components**

Name of Component	ASME,ASTM or AISI designation:	Name of Manufacture	Material Identification: M&E# ASP# P.O.#	Year built	Repaired Or Replaced	ASME Code Stamped Yes/No
1-IMO-330	N/A	N/A	EXISTING	N/A	REPLACED	NO

7. Hydrostatic NA Pneumatic NA Nomial Operating Pressure: N/A NDE: PT

Pressure: psi Test Temperature F.

480-563

Description of Work: QC inspected the hole & the dimensions of the machined stem. A

PT exam was performed per ASME Section III NC2546 1986 Ed. No Addenda.

Job Order/File: C0206188-02 **ISI CLASS** 2

CERTIFICATE OF COMPLIANCE

We certify that the statements made in the report are correct and this repair and/or replacement conforms to the rules of the ASME Code, Section XI repair or replacement.

Type Code Symbol Stamp NA

Certificate of Authorization No. NA Expiration Date NA

Signed: Dewayne Timmons Maint. Welding Supervisor Date 12-13-00
Owner or Owner's Designee, Title

CERTIFICATE OF INSERVICE INSPECTION

I, the undersigned, holding a valid commission issued by the National Board of Boiler Pressure Vessel Inspectors and the State or Providence of Michigan and employed by FMIC OF JOHNSTON RI.

have inspected the components described in this Owner's Report during the period 10-2-00 to 12-17-00, and state that to the best of my knowledge and belief, the Owner has performed examinations and taken corrective measures described in this Owner's Report in accordance with the requirements of the ASME Code, Section XI

By signing this certificate neither the Inspector nor his employer makes any warranty, expressed or implied, concerning the examinations and corrective measures described in this Owner's Report. Furthermore, neither the Inspector nor his employer shall be liable in any manner for any personal injury or property damage or of loss of any kind arising from or connected with this inspection.

[Signature] Commissions Michoors, Gnd NBI
Inspector's Signature National Board, State, Province, Endorsements

Date: December 14 18 2000

481-563

FORM NIS-2 OWNER'S REPORT FOR REPAIRS OR REPLACEMENTS
As Required by the Provisions for the ASME Code Section XI

1. Owner: AMERICAN ELECTRIC POWER Date Performed: 8-23-00
P.O. Box 60 Fort Wayne IN 46801 Unit# 1
2. Plant: D.C.Cook Nuclear Power Plant Job Order# C0206190-02 & C0057231-03
One Cook Place, Bridgman, MI 49106 Component# 1-IMO-331
3. Work Performed by: AEP/D.C. COOK Maintenance Department
4. Identification of System: CONTAINMENT SPRAY
5. (a) Applicable Construction Code: ANSI-B31.1-1983 Ed. NO Add. Code Case: NA
 (b) Applicable Edition of Section XI Utilized for Repairs or Replacements: 1989, No Addenda
6. **Identification of Components Repaired or Replaced and Replacement Components**

Name of Component	ASME,ASTM or AISI designation:	Name of Manufacture	Material Identification: M&E# ASP# P.O.#	Year built	Repaired Or Replaced	ASME Code Stamped Yes/No
1-IMO-331						
DISC	ASTM A351-CF8M	NA	M&E 30-033708 ASP 13878	NA	REPLACED	NO

7. Hydrostatic NA Pneumatic N/A Nominal Operating Pressure _____
 NDE: PT Pressure: psi Test Temperature _____ F.

Description of work: The new disc was drilled and QC was present for a PT exam.

482-563

Job Order/File: C0206190-02 & C0057231-03 ISI Class 2**CERTIFICATE OF COMPLIANCE**

We certify that the statements made in the report are correct and this repair and/or replacement conforms to the rules of the ASME Code, Section XI repair or replacement.

Type Code Symbol Stamp NACertificate of Authorization No. NA Expiration Date NA

Signed: Dewayne Jimmons, welding supervisor Date 2-22-01
Owner or Owner's Designee, Title

CERTIFICATE OF INSERVICE INSPECTION

I, the undersigned, holding a valid commission issued by the National Board of Boiler Pressure Vessel Inspectors and the State of Providence of Michigan and employed by FMIC of Johnston R I.

have inspected the components described in this Owner's Report during the period 8-22-00 to 2-28-01, and state that to the best of my knowledge and belief, the Owner has performed examinations and taken corrective measures described in this Owner's Report in accordance with the requirements of the ASME Code,

Section XI

By signing this certificate neither the Inspector nor his employer makes any warranty, expressed or implied, concerning the examinations and corrective measures described in this Owner's Report. Furthermore, neither the Inspector nor his employer shall be liable in any manner for any personal injury or property damage or of loss of any kind arising from or connected with this inspection.

MR. Matuszanski
Inspector's Signature

Commissions MICHIGAN, ENDN&F
National Board, State, Province, Endorsements

Date: FEB 28 19 2001

483-563

FORM NIS-2 OWNER'S REPORT FOR REPAIRS OR REPLACEMENTS
As Required by the Provisions for the ASME Code Section XI

1. Owner: AMERICAN ELECTRIC POWER Date Performed: 09-18-00
P.O. Box 60 Fort Wayne IN 46801 Unit# 1
2. Plant: D.C.Cook Nuclear Power Plant Job Order# C0206385-02
One Cook Place, Bridgman, MI 49106 Component# 1-IMO-261
3. Work Performed by: AEP/D.C. COOK Maintenance Department
4. Identification of System: REFUELING WATER STORAGE TANK SUPPLY
5. (a) Applicable Construction Code: ANSI B31.1, 1983 Ed. NO Add., Code Case:
 (b) Applicable Edition of Section XI Utilized for Repairs or Replacements: 1989, No Addenda
6. Identification of Components Repaired or Replaced and Replacement Components

Name of Component	ASME,ASTM or AISI designation:	Name of Manufacture	Material Identification: M&E# ASP# P.O.#	Year built	Repaired Or Replaced	ASME Code Stamped Yes/No
1-IMO-261						
MOD KIT		FLOWERVE	TEMP# 00-012431 ASP# 24317 PO# 2494	N/A	REPLACED	NO
YOKE	ASME# A-351 GR-CF8	FLOWERVE	ASP# 24317	N/A	REPLACED	NO
STEM	ASME# A-564- 630-1075	FLOWERVE	ASP# 24317	N/A	REPLACED	NO
DISC	ASME# A-351- CF8&COCR	FLOWERVE	ASP# 24317	N/A	REPLACED	NO
BONNET	ASME# A-351- CF8	FLOWERVE	ASP# 24317	N/A	REPLACED	NO

7. Hydrostatic NA Pneumatic NA Nomial Operating Pressure VT-2 NDE: _____

Pressure: psi _____ Test Temperature F.

484-563

Description of Work: The valve was repaired with a modification kit

(yoke, stem, disc, bonnet). A VT-2 exam was done also.

Job Order/File: C0206385-02 ISI CLASS 2

CERTIFICATE OF COMPLIANCE

We certify that the statements made in the report are correct and this repair and/or replacement conforms to the rules of the ASME Code, Section XI repair or replacement.

Type Code Symbol Stamp NA

Certificate of Authorization No. NA Expiration Date NA

Signed: Dewayne Timmons Maint. Welding Supervisor Date 1-10-01
Owner or Owner's Designee, Title

CERTIFICATE OF INSERVICE INSPECTION

I, the undersigned, holding a valid commission issued by the National Board of Boiler Pressure Vessel Inspectors and the State of Providence of Michigan and employed by FMIC OF JOHNSTON RI.

have inspected the components described in this Owner's Report during the period 9-13-00 to 01-12-01, and state that to the best of my knowledge and belief, the Owner has performed examinations and taken corrective measures described in this Owner's Report in accordance with the requirements of the ASME Code, Section XI

By signing this certificate neither the Inspector nor his employer makes any warranty, expressed or implied, concerning the examinations and corrective measures described in this Owner's Report. Furthermore, neither the Inspector nor his employer shall be liable in any manner for any personal injury or property damage or of loss of any kind arising from or connected with this inspection.

L. Blake Commissions mi. 762
Inspector's Signature National Board, State, Province, Endorsements

Date: Jan. 12 18 2001

485-563

FORM NIS-2 OWNER'S REPORT FOR REPAIRS OR REPLACEMENTS
As Required by the Provisions for the ASME Code Section XI

1. Owner: AMERICAN ELECTRIC POWER Date Performed: 09-18-00
P.O. Box 60 Fort Wayne IN 46801 Unit# 1
2. Plant: D.C.Cook Nuclear Power Plant Job Order# C0206385-02
One Cook Place, Bridgman, MI 49106 Component# 1-IMO-261
3. Work Performed by: AEP/D.C. COOK Maintenance Department
4. Identification of System: REFUELING WATER
5. a) Applicable Construction Code: ANSI B31.1, 1983 Ed. NO Add. Code Case: _____
 (b) Applicable Edition of Section XI Utilized for Repairs or Replacements: 1989, No Addenda
6. **Identification of Components Repaired or Replaced and Replacement Components**

Name of Component	ASME, ASTM or AISI designation:	Name of Manufacture	Material Identification: M&E# ASP# P.O.#	Year built	Repaired Or Replaced	ASME Code Stamped Yes/No
1-IMO-261						
MOD KIT		FLOWSERVE	TEMP# 00-012431 ASP# 24317 PO# 2494	N/A	REPLACED	NO
STEM	SA-564	FLOWSERVE	ASP# 24317	N/A	REPLACED	NO
DISC	ASME# A-351-CF8	FLOWSERVE	ASP# 24317	N/A	REPLACED	NO
BONNET	ASME# A-351-CF8	FLOWSERVE	ASP# 24317	N/A	REPLACED	NO

7. Hydrostatic NA Pneumatic NA Nominal Operating Pressure VT-2 NDE:

Pressure: psi Test Temperature F.

486-563

Description of Work: The valve was repaired with a modification kit (stem, disc, bonnet). A VT-2 exam was done also.

Job Order/File: C0206385-02 ISI CLASS 2

CERTIFICATE OF COMPLIANCE

We certify that the statements made in the report are correct and this repair and/or replacement conforms to the rules of the ASME Code, Section XI repair or replacement.

Type Code Symbol Stamp NA

Certificate of Authorization No. NA Expiration Date NA

Signed: Dewayne Timmons Maint. Welding Supervisor Date 2-15-01
Owner or Owner's Designee, Title

CERTIFICATE OF INSERVICE INSPECTION

I, the undersigned, holding a valid commission issued by the National Board of Boiler Pressure Vessel Inspectors and the State of Providence of Michigan and employed by FMIC OF JOHNSTON RI.

have inspected the components described in this Owner's Report during the period 9-13-00 to 02-20-01, and state that to the best of my knowledge and belief, the Owner has performed examinations and taken corrective measures described in this Owner's Report in accordance with the requirements of the ASME Code, Section XI

By signing this certificate neither the Inspector nor his employer makes any warranty, expressed or implied, concerning the examinations and corrective measures described in this Owner's Report. Furthermore, neither the Inspector nor his employer shall be liable in any manner for any personal injury or property damage or of loss of any kind arising from or connected with this inspection.

Max Matuszanski Commissions Mich 0055, ENR NFI
Inspector's Signature National Board, State, Province, Endorsements

Date: Feb 20 19 2001

487-563

FORM NIS-2 OWNER'S REPORT FOR REPAIRS OR REPLACEMENTS
As Required by the Provisions for the ASME Code Section XI

1. Owner: AMERICAN ELECTRIC POWER Date Performed: 09-13-00
P.O. Box 60 Fort Wayne IN 46801 Unit# 1
2. Plant: D.C.Cook Nuclear Power Plant Job Order# C0206385-09
One Cook Place, Bridgman, MI 49106 Component# 1-IMO-261
3. Work Performed by: AEP/D.C. COOK Maintenance Department
4. Identification of System: REFUELING WATER STORAGE TANK
5. (a) Applicable Construction Code: ANSI B31.1, 1983 Ed. NO Add., Code Case: N/A
 (b) Applicable Edition of Section XI Utilized for Repairs or Replacements: 1989, No Addenda
6. Identification of Components Repaired or Replaced and Replacement Components

Name of Component	ASME,ASTM or AISI designation:	Name of Manufacture	Material Identification: M&E# ASP# P.O.#	Year built	Repaired Or Replaced	ASME Code Stamped Yes/No
1-IMO-261	N/A	N/A	EXISTING	N/A	REPAIRED	NO

7. Hydrostatic NA Pneumatic NA Nomial Operating Pressure N/ANDE: MT

Pressure: psi Test Temperature F.

Description of Work: Machined valve wedge QC preformed a liquid penetrant exam .

488-563

Job Order/File: C0206385-09

ISI CLASS 2

CERTIFICATE OF COMPLIANCE

We certify that the statements made in the report are correct and this repair and/or replacement conforms to the rules of the ASME Code, Section XI repair or replacement.

Type Code Symbol Stamp N/ACertificate of Authorization No. N/A Expiration Date N/A

Signed: Dewayne Timmons Maint. Welding Supervisor Date 2-2-01
 Owner or Owner's Designee, Title

CERTIFICATE OF INSERVICE INSPECTION

I, the undersigned, holding a valid commission issued by the National Board of Boiler Pressure Vessel Inspectors and the State of Providence of Michigan and employed by FMIC OF JOHNSTON RI.

have inspected the components described in this Owner's Report during the period 9-12-00 to 2-2-01, and state that to the best of my knowledge and belief, the Owner has performed examinations and taken corrective measures described in this Owner's Report in accordance with the requirements of the ASME Code, Section XI

By signing this certificate neither the Inspector nor his employer makes any warranty, expressed or implied, concerning the examinations and corrective measures described in this Owner's Report. Furthermore, neither the Inspector nor his employer shall be liable in any manner for any personal injury or property damage or of loss of any kind arising from or connected with this inspection.

M. A. McIntosh Commissions MICH 0055, END N&I
 Inspector's Signature National Board, State, Province, Endorsements

Date: Feb 2 19 2001

489-563

FORM NIS-2 OWNER'S REPORT FOR REPAIRS OR REPLACEMENTS
As Required by the Provisions for the ASME Code Section XI

1. Owner: AMERICAN ELECTRIC POWER Date Performed: 10-28-00
P.O. Box 60 Fort Wayne IN 46801 Unit# 1
2. Plant: D.C.Cook Nuclear Power Plant Job Order# C0206585-01
One Cook Place, Bridgman, MI 49106 Component# 1-MCM-221
3. Work Performed by: AEP/D.C. COOK Maintenance Department
4. Identification of System: MAIN STEAM
5. (a) Applicable Construction Code: ANSI-B31.1-1983 Ed. NO Add. Code Case: N416-1
 (b) Applicable Edition of Section XI Utilized for Repairs or Replacements: 1989, No Addenda
6. **Identification of Components Repaired or Replaced and Replacement Components**

Name of Component	ASME,ASTM or AISI designation:	Name of Manufacture	Material Identification: M&E# ASP# P.O.#	Year built	Repaired Or Replaced	ASME Code Stamped Yes/No
1-MCM-221						NO
GLOBE VALVE 4" 900LB	SA 351 Grade CF8M		TEMP M&E # 12379 ASP # 24346		REPLACED	NO
PIPE C.S. 4" SCHEDULE 80 SEAMLESS	ASME SA-106 GR-B		M&E # 30-014985 ASP # 18219		REPLACED	NO

7. Hydrostatic N/A Pneumatic N/A Nominal Operating Pressure VT-2
 NDE: MT,PT,RT Pressure: psi N/A Test Temperature F.

490-563

Description of work: Remove valve 1-MCM-221, install new per DCP-4700

Job Order/File: c0206585-01

ISI Class 2

CERTIFICATE OF COMPLIANCE

We certify that the statements made in the report are correct and this repair and/or replacement conforms to the rules of the ASME Code, Section XI repair or replacement.

Type Code Symbol Stamp NACertificate of Authorization No. NA Expiration Date NASigned: Dewayne Timmons, welding supervisorDate 2-16-01

Owner or Owner's Designee, Title

CERTIFICATE OF INSERVICE INSPECTION

I, the undersigned, holding a valid commission issued by the National Board of Boiler Pressure Vessel Inspectors and the State or Province of Michigan and employed by FMIC of Johnston R I.

have inspected the components described in this Owner's Report during the period 10-24-00 to 2-22-01, and state that to the best of my knowledge and belief, the Owner has performed examinations and taken corrective measures described in this Owner's Report in accordance with the requirements of the ASME Code, Section XI

By signing this certificate neither the Inspector nor his employer makes any warranty, expressed or implied, concerning the examinations and corrective measures described in this Owner's Report. Furthermore, neither the Inspector nor his employer shall be liable in any manner for any personal injury or property damage or of loss of any kind arising from or connected with this inspection.

M R Matuszajt
Inspector's Signature

Commissions

Mich 0055, Gnd N.E.I
National Board, State, Province, Endorsements

Date: Feb 2219 2001

491-563

FORM NIS-2 OWNER'S REPORT FOR REPAIRS OR REPLACEMENTS
As Required by the Provisions for the ASME Code Section XI

1. Owner: AMERICAN ELECTRIC POWER Date Performed: 11-06-00
P.O. Box 60 Fort Wayne IN 46801 Unit# 1
2. Plant: D.C.Cook Nuclear Power Plant Job Order# C0206587-01
One Cook Place, Bridgman, MI 49106 Component# 1-MCM-231
3. Work Performed by: AEP/D.C. COOK Maintenance Department
4. Identification of System: MAIN STEAM
5. (a) Applicable Construction Code: ANSI-B31.1-1983 Ed. NO Add. Code Case: N-461-1
 (b) Applicable Edition of Section XI Utilized for Repairs or Replacements: 1989, No Addenda
6. **Identification of Components Repaired or Replaced and Replacement Components**

Name of Component	ASME,ASTM or AISI designation:	Name of Manufacture	Material Identification: M&E# ASP# P.O.#	Year built	Repaired Or Replaced	ASME Code Stamped Yes/No
1-MCM-231						
4" PIPE SCH (80)	ASME# SA-106 GR-B	N/A	M&E# 30-14985 ASP# 18219	N/A	REPLACED	NO
4" VALVE	ASME# SA-351 GR- CF8M	CRANE	TEMP# 00-012379 ASP# 24346 PO#2426	N/A	REPLACED	NO

7. Hydrostatic NA Pneumatic N/A Nominal Operating Pressure RT/PT
 NDE: VT-2 Pressure: psi Test Temperature F.

492-563

Description of work: THE OLD VALVE WAS REMOVED AND THE NEW ONE
 INSTALLED. NEW PIPE WAS ALSO USED . A VT-2 & FINAL PT /RT WERE DONE.
 REFERENCE AR/1073006 IN ECAP FOR LOST WELD DATA SHEET.

Job Order/File C0206587-01 ISI Class 2

CERTIFICATE OF COMPLIANCE

We certify that the statements made in the report are correct and this repair and/or replacement conforms to the rules of the ASME Code, Section XI repair or replacement.

Type Code Symbol Stamp NA

Certificate of Authorization No. NA Expiration Date NA

Signed: Dewayne Timmons, welding supervisor Date 3-10-01
 Owner or Owner's Designee, Title

CERTIFICATE OF INSERVICE INSPECTION

I, the undersigned, holding a valid commission issued by the National Board of Boiler Pressure Vessel Inspectors and the State of Providence of Michigan and employed by FMIC of Johnston R I.

have inspected the components described in this Owner's Report during the period 10/24/00 to 3-14-01, and state that to the best of my knowledge and belief, the Owner has performed examinations and taken corrective measures described in this Owner's Report in accordance with the requirements of the ASME Code, Section XI

By signing this certificate neither the Inspector nor his employer makes any warranty, expressed or implied, concerning the examinations and corrective measures described in this Owner's Report. Furthermore, neither the Inspector nor his employer shall be liable in any manner for any personal injury or property damage or of loss of any kind arising from or connected with this inspection.

MR. Maturanga Commissions MICH 0055, END NIT
 Inspector's Signature National Board, State, Province, Endorsements

Date: March 14 2001

493-563

FORM NIS-2 OWNER'S REPORT FOR REPAIRS OR REPLACEMENTS
As Required by the Provisions for the ASME Code Section XI

1. Owner: AMERICAN ELECTRIC POWER Date Performed: 9-18-00
P.O. Box 60 Fort Wayne IN 46801 Unit# 1
2. Plant: D.C.Cook Nuclear Power Plant Job Order# C0207062-01,PAGE 1
One Cook Place, Bridgman, MI 49106 Component# 1-CCM-453
3. Work Performed by: AEP/D.C. COOK Maintenance Department
4. Identification of System: COMPONENT COOLING WATER
5. (a) Applicable Construction Code: ANSI-B31.1-1983 Ed. NO Add. Code Case: N-416-1
 (b) Applicable Edition of Section XI Utilized for Repairs or Replacements: 1989, No Addenda
6. **Identification of Components Repaired or Replaced and Replacement Components**

Name of Component	ASME,ASTM or AISI designation:	Name of Manufacture	Material Identification: M&E# ASP# P.O.#	Year built	Repaired Or Replaced	ASME Code Stamped Yes/No
1-CCM-453						NO
4" VALVE GLOBE 1750 LB	ASTM SA-351 CF8M-WCB		TEMP. 00-12377 ASP # 24346 PO# 2426		REPLACED	NO
4"PIPE SEAMLESS SCH. 120	ASME SA-376 GR-TP-316		M&E # 30-019223 ASP-1093		REPLACED	NO
4" ELBOW -BW 90DEG.SCH. 120	ASME SA-403 GR WP-S-316		M&E # 30-019479 ASP # 677		REPLACED	NO
1" ELBOW-SW 90DEG.-6000LB	SA-192 GR-F304		M&E # 30-017262 ASP # 24231		REPLACED	NO
4"X 1" WELDING BOSS 6000LB	SA-182 GR-F304		M&E # 00-22117 ASP # 24308		REPLACED	NO

7. Hydrostatic N/A Pneumatic N/A Nominal Operating Pressure VT-2

494-563

9FORM NIS-2 OWNER'S REPORT FOR REPAIRS OR REPLACEMENTS
As Required by the Provisions for the ASME Code Section XI

1. Owner: AMERICAN ELECTRIC POWER Date Performed: 9-18-00
P.O. Box 60 Fort Wayne IN 46801 Unit# 1
2. Plant: D.C. Cook Nuclear Power Plant Job Order# C00207062-01, PAGE 2
One Cook Place, Bridgman, MI 49106 Component# 1-CCM-453
3. Work Performed by: AEP/D.C. COOK Maintenance Department
4. Identification of System: COMPONENT COOLING WATER
5. (a) Applicable Construction Code: ANSI-B31.1-1983 Ed. NO Add., Code Case N-416-1
 (b) Applicable Edition of Section XI Utilized for Repairs or Replacements: 1989, No Addenda
6. **Identification of Components Repaired or Replaced and Replacement Components**

Name of Component	ASME, ASTM or AISI designation:	Name of Manufacture	Material Identification: M&E# ASP# P.O.#	Year built	Repaired Or Replaced	ASME Code Stamped Yes/No
1-CCM-453						NO
1" PIPE SEAMLESS SCH. 160	ASME SA-376 GR-TP-304		M&E # 30-016809 ASP # 10718		REPLACED	NO
1" PIPE CAP THREADED 6000LB	ASME SA-182 GR F-304		M&E # 30-019653 ASP # 11741		REPLACED	NO

7. Hydrostatic N/A Pneumatic N/A Nominal Operating Pressure VT-2
 NDE: FITTUP/VT, FINAL-PT/RT Pressure: psi N/A Test
 Temperature F.
 Description of work: **Replace existing valve 1-CCM-453**

495-563

Job Order/File: C0207062-01

ISI Class 2

CERTIFICATE OF COMPLIANCE

We certify that the statements made in the report are correct and this repair and/or replacement conforms to the rules of the ASME Code, Section XI repair or replacement.

Type Code Symbol Stamp NACertificate of Authorization No. NA Expiration Date NA

Signed: Dewayne Timmons, welding supervisor Date 2-19-01
Owner or Owner's Designee, Title

CERTIFICATE OF INSERVICE INSPECTION

I, the undersigned, holding a valid commission issued by the National Board of Boiler Pressure Vessel Inspectors and the State of Michigan and employed by FMIC of Johnston R I.

have inspected the components described in this Owner's Report during the period 8-22-00 to 2-22-01, and state that to the best of my knowledge and belief, the Owner has performed examinations and taken corrective measures described in this Owner's Report in accordance with the requirements of the ASME Code, Section XI

By signing this certificate neither the Inspector nor his employer makes any warranty, expressed or implied, concerning the examinations and corrective measures described in this Owner's Report. Furthermore, neither the Inspector nor his employer shall be liable in any manner for any personal injury or property damage or of loss of any kind arising from or connected with this inspection.

Mr. Winterpugh Commissions Mich 0055, ENL N&D
Inspector's Signature National Board, State, Province, Endorsements

Date: Feb 22 19 2001

496-563

FORM NIS-2 OWNER'S REPORT FOR REPAIRS OR REPLACEMENTS
As Required by the Provisions for the ASME Code Section XI

1. Owner: AMERICAN ELECTRIC POWER Date Performed: 9-29-00
P.O. Box 60 Fort Wayne IN 46801 Unit# 1
2. Plant: D.C. Cook Nuclear Power Plant Job Order# C0207066-02
One Cook Place, Bridgman, MI 49106 Component# 1-CCM-454
3. Work Performed by: AEP/D.C. COOK Maintenance Department
4. Identification of System: COMPONENT COOLING WATER
5. (a) Applicable Construction Code: ANSI-B31.1-1983 Ed. NO Add. Code Case: N-416-1
(b) Applicable Edition of Section XI Utilized for Repairs or Replacements: 1989, No Addenda
6. **Identification of Components Repaired or Replaced and Replacement Components**

Name of Component	ASME, ASTM or AISI designation:	Name of Manufacture	Material Identification: M&E# ASP# P.O.#	Year built	Repaired Or Replaced	ASME Code Stamped Yes/No
1-CCM-454						
GLOBE VALVE	SA 351 Grade CF8M	CRANE	TEMP M&E 00-012377 ASP 24347	NA	REPLACED	NO
REDUCER SCH120 - SCH40	SA 479 Type 316	NA	TEMP#00-022412 ASP 24174 PO# 10729	NA	REPLACED	NO
PIPE	ASME SA-376 GR.TP 316	NA	M&E 30-019223 ASP 1093	NA	REPLACED	NO
PIPE	ASME SA-106 GR. B	NA	M&E 30-014964 ASP 22267	NA	REPLACED	NO
BOSS FITTING	SA 182 Grade F304	NA	TEMP M&E 00-022117 ASP 24308	NA	REPLACED	NO

497-563

FORM NIS-2 OWNER'S REPORT FOR REPAIRS OR REPLACEMENTS
As Required by the Provisions for the ASME Code Section XI

1. Owner: AMERICAN ELECTRIC POWER Date Performed: 9-29-00
P.O. Box 60 Fort Wayne IN 46801 Unit# 1
2. Plant: D.C. Cook Nuclear Power Plant Job Order# C0207066-02
One Cook Place, Bridgman, MI 49106 Component# 1-CCM-454
3. Work Performed by: AEP/D.C. COOK Maintenance Department
4. Identification of System: COMPONENT COOLING WATER
5. (a) Applicable Construction Code: ANSI-B31.1-1983 Ed. NO Add. Code Case: N-416-1
 (b) Applicable Edition of Section XI Utilized for Repairs or Replacements: 1989, No Addenda
6. **Identification of Components Repaired or Replaced and Replacement Components**

Name of Component	ASME, ASTM or AISI designation:	Name of Manufacture	Material Identification: M&E# ASP# P.O.#	Year built	Repaired Or Replaced	ASME Code Stamped Yes/No
PIPE	ASME SA-376 GR. TP 316	NA	M&E 30-016809 ASP 10718	NA	REPLACED	NO
ELBOW	ASME SA-403 GR. WP-S316	NA	M&E 30-019479 ASP677	NA	REPLACED	NO
ELBOW	ASME SA-234 GR. WPB-S-316	NA	M&E 30-015932 ASP 25549	NA	REPLACED	NO
ELBOW	ASME SA-182 GR. F-304	NA	M&E 30-017262 ASP 24231	NA	REPLACED	NO

7. Hydrostatic NA Pneumatic N/A Nominal Operating Pressure VT-2
 NDE: PT/MT/RT Pressure: psi Test Temperature F.

498-563

Description of work: **INSTALLED VALVE AND PIPING, HAD PT/MT/VT-2 /RT
PERFORMED**

Job Order/File: C0207066-02ISI Class 2**CERTIFICATE OF COMPLIANCE**

We certify that the statements made in the report are correct and this repair and/or replacement conforms to the rules of the ASME Code, Section XI repair or replacement.

Type Code Symbol Stamp NACertificate of Authorization No. NA Expiration Date NA

Signed: Dewayne Timmons, welding supervisor
Owner or Owner's Designee, Title

Date 2-19-01**CERTIFICATE OF INSERVICE INSPECTION**

I, the undersigned, holding a valid commission issued by the National Board of Boiler Pressure Vessel Inspectors and the State of Providence of Michigan and employed by FMIC of Johnston R I.

have inspected the components described in this Owner's Report during the period 9-5-00 to 2-28-01, and state that to the best of my knowledge and belief, the Owner has performed examinations and taken corrective measures described in this Owner's Report in accordance with the requirements of the ASME Code, Section XI

By signing this certificate neither the Inspector nor his employer makes any warranty, expressed or implied, concerning the examinations and corrective measures described in this Owner's Report. Furthermore, neither the Inspector nor his employer shall be liable in any manner for any personal injury or property damage or of loss of any kind arising from or connected with this inspection.

[Signature] Commissions Mich 0055, End NIS
Inspector's Signature National Board, State, Province, Endorsements

Date: 2-28 19 2001

500-563

FORM NIS-2 OWNER'S REPORT FOR REPAIRS OR REPLACEMENTS
As Required by the Provisions for the ASME Code Section XI

1. Owner: AMERICAN ELECTRIC POWER Date Performed: 9-27-00
P.O. Box 60 Fort Wayne IN 46801 Unit# 1
2. Plant: D.C.Cook Nuclear Power Plant Job Order# C0207066-13
One Cook Place, Bridgman, MI 49106 Component# 1-ACCW-R-4032
3. Work Performed by: AEP/D.C. COOK Maintenance Department
4. Identification of System: COMPONENT COOLING WATER
5. (a) Applicable Construction Code: ANSI-B31.1-1983 Ed. NO Add., Code Case: NA
 (b) Applicable Edition of Section XI Utilized for Repairs or Replacements: 1989, No Addenda
6. **Identification of Components Repaired or Replaced and Replacement Components**

Name of Component	ASME,ASTM or AISI designation:	Name of Manufacture	Material Identification: M&E# ASP# P.O.#	Year built	Repaired Or Replaced	ASME Code Stamped Yes/No
1-CCM-454						
STEEL TUBING	ASTM A500 1990-	NA	M&E 30-150169 ASP 24282	NA	REPLACED	NO
STEEL PLATE	ASTM A-36 1991	NA	M&E 30-153217 ASP 21885	NA	REPLACED	NO
STEEL TUBING	ASTM A500 1990	NA	M&E 30-150169 ASP 22500	NA	REPLACED	NO
STEEL PLATE	ASTM A-36-93A	NA	M&E 30-153190 ASP 22650	NA	REPLACED	NO
HILTI BOLTS	HKB II	NA	M&E 30-046274 ASP 23845	NA	REPLACED	NO

7. Hydrostatic NA Pneumatic N/A Nominal Operating Pressure _____
 NDE: MT Pressure: psi Test Temperature _____ F.

501-563

Description of work: INSTALLED HANGER AND HAD MT PERFORMED

Job Order/File: C0207066-13

ISI Class 2

CERTIFICATE OF COMPLIANCE

We certify that the statements made in the report are correct and this repair and/or replacement conforms to the rules of the ASME Code, Section XI repair or replacement.

Type Code Symbol Stamp NACertificate of Authorization No. NA Expiration Date NA

Signed: Dewayne Timmons, welding supervisor Date 1-26-01
 Owner or Owner's Designee, Title

CERTIFICATE OF INSERVICE INSPECTION

I, the undersigned, holding a valid commission issued by the National Board of Boiler Pressure Vessel Inspectors and the State of Michigan and employed by FMIC of Johnston R I.

have inspected the components described in this Owner's Report during the period 7-1-00 to 01-31-01, and state that to the best of my knowledge and belief, the Owner has performed examinations and taken corrective measures described in this Owner's Report in accordance with the requirements of the ASME Code, Section XI

By signing this certificate neither the Inspector nor his employer makes any warranty, expressed or implied, concerning the examinations and corrective measures described in this Owner's Report. Furthermore, neither the Inspector nor his employer shall be liable in any manner for any personal injury or property damage or of loss of any kind arising from or connected with this inspection.

M. J. Westraugh Commissions Mich 0055, G. and NIT
 Inspector's Signature National Board, State, Province, Endorsements

Date: Jan 31 10 2001

502-563

FORM NIS-2 OWNER'S REPORT FOR REPAIRS OR REPLACEMENTS
As Required by the Provisions for the ASME Code Section XI

1. Owner: AMERICAN ELECTRIC POWER Date Performed: 09-28-00
P.O. Box 60 Fort Wayne IN 46801 Unit# 1
2. Plant: D.C. Cook Nuclear Power Plant Job Order# C0207067-01
One Cook Place, Bridgman, MI 49106 Component# 1-CCM-458
3. Work Performed by: AEP/D.C. COOK Maintenance Department
4. Identification of System: COMPONENT COOLING WATER
5. (a) Applicable Construction Code: ANSI-B31.1-1983 ED NO Add., Code Case: N/A
 (b) Applicable Edition of Section XI Utilized for Repairs or Replacements: 1989, No Addenda
6. **Identification of Components Repaired or Replaced and Replacement Components**

Name of Component	ASME, ASTM or AISI designation:	Name of Manufacture	Material Identification: M&E# ASP# P.O.#	Year built	Repaired Or Replaced	ASME Code Stamped Yes/No
I-CCM-458						
VALVE 8" 150# BUTTERFLY	ASME SA-351 GR-CF8M	HENRY/PRATT	M&E # 30-042965 ASP # 24457	N/A	REPLACE D	NO
3/4"x 4"-10 UNC CAP SCREW HEAVY HEX	ASME SA-193 GR B-7	N/A	M&E # 30-211345 ASP # 22580	N/A	REPLACE D	NO

7. Hydrostatic N/A Pneumatic N/A Nominal Operating Pressure VT-2
 NDE: _____ Pressure: psi Test Temperature _____ F.

Description of work: Replace existing valve, 1-CCM-458 with new valve.

503-563

Job Order/File: C0207067-01

ISI Class 2

CERTIFICATE OF COMPLIANCE

We certify that the statements made in the report are correct and this repair and/or replacement conforms to the rules of the ASME Code, Section XI repair or replacement.

Type Code Symbol Stamp NACertificate of Authorization No. NA Expiration Date NA

Signed: Dewayne Timmons, welding supervisor Date 2-28-01
 Owner or Owner's Designee, Title

CERTIFICATE OF INSERVICE INSPECTION

I, the undersigned, holding a valid commission issued by the National Board of Boiler Pressure Vessel Inspectors and the State of Providence of Michigan and employed by FMIC of Johnston R I.

have inspected the components described in this Owner's Report during the period 2/17/00 to 2/28/01, and state that to the best of my knowledge and belief, the Owner has performed examinations and taken corrective measures described in this Owner's Report in accordance with the requirements of the ASME Code, Section XI

By signing this certificate neither the Inspector nor his employer makes any warranty, expressed or implied, concerning the examinations and corrective measures described in this Owner's Report. Furthermore, neither the Inspector nor his employer shall be liable in any manner for any personal injury or property damage or of loss of any kind arising from or connected with this inspection.

M. H. Hester Commissions Mich 0055, ENR NEI
 Inspector's Signature National Board, State, Province, Endorsements

Date: Feb 28 19 2001

504-563

FORM NIS-2 OWNER'S REPORT FOR REPAIRS OR REPLACEMENTS
As Required by the Provisions for the ASME Code Section XI

1. Owner: AMERICAN ELECTRIC POWER Date Performed: 09-07-00
P.O. Box 60 Fort Wayne IN 46801 Unit# 1
2. Plant: D.C. Cook Nuclear Power Plant Job Order# R0009812-01
One Cook Place, Bridgman, MI 49106 Component# 1-GRC-S564
3. Work Performed by: AEP/D.C. COOK Maintenance Department
4. Identification of System: REACTOR COOLANT SYSTEM PIPING SUPPORT
5. (a) Applicable Construction Code: ANSI-B31.1-1983 ED NO Add., Code Case: N/A
 (b) Applicable Edition of Section XI Utilized for Repairs or Replacements: 1989, No Addenda
6. **Identification of Components Repaired or Replaced and Replacement Components**

Name of Component	ASME, ASTM or AISI designation:	Name of Manufacture	Material Identification: M&E# ASP# P.O.#	Year built	Repaired Or Replaced	ASME Code Stamped Yes/No
1-GRC-S564			.			
CONFIG. "A" KIT MODIFICATION	KIT MODIFICATION "A" 2-1/2" BY 5"	GRINNELL	M&E # 30-040551 ASP # 22790	N/A	REPLACED	NO

7. Hydrostatic N/A Pneumatic N/A Nominal Operating Pressure N/A

NDE: _____ Pressure: psi _____ Test Temperature _____ F.

Description of work: The upgraded snubber was installed with a new modification kit. A

VT-3 exam was performed on J.O. # R14691-01.

505-563

Job Order/File: R0009812-01ISI Class 1**CERTIFICATE OF COMPLIANCE**

We certify that the statements made in the report are correct and this repair and/or replacement conforms to the rules of the ASME Code, Section XI repair or replacement.

Type Code Symbol Stamp NACertificate of Authorization No. NA Expiration Date NA

Signed: Dewayne Jimmons, welding supervisor Date 2-28-01
 Owner or Owner's Designee, Title

CERTIFICATE OF INSERVICE INSPECTION

I, the undersigned, holding a valid commission issued by the National Board of Boiler Pressure Vessel Inspectors and the State of Providence of Michigan and employed by FMIC of Johnston R I.

have inspected the components described in this Owner's Report during the period 6/18/00 to 3-2-01, and state that to the best of my knowledge and belief, the Owner has performed examinations and taken corrective measures described in this Owner's Report in accordance with the requirements of the ASME Code, Section XI

By signing this certificate neither the Inspector nor his employer makes any warranty, expressed or implied, concerning the examinations and corrective measures described in this Owner's Report. Furthermore, neither the Inspector nor his employer shall be liable in any manner for any personal injury or property damage or of loss of any kind arising from or connected with this inspection.

MA Minterbaugh Commissions MICH 0055, END N&I
 Inspector's Signature National Board, State, Province, Endorsements

Date: March 2 19 2001

506-563

FORM NIS-2 OWNER'S REPORT FOR REPAIRS OR REPLACEMENTS
As Required by the Provisions for the ASME Code Section XI

1. Owner: AMERICAN ELECTRIC POWER Date Performed: 10-19-00
P.O. Box 60 Fort Wayne IN 46801 Unit# 1
2. Plant: D.C.Cook Nuclear Power Plant Job Order# R009813-01
One Cook Place, Bridgman, MI 49106 Component# 1-GRC-S573
3. Work Performed by: AEP/D.C. COOK Maintenance Department
4. Identification of System: REACTOR COOLANT SYSTEM
5. (a) Applicable Construction Code: ANSI-B31.1-1983 Ed. NO Add. Code Case: NA
 (b) Applicable Edition of Section XI Utilized for Repairs or Replacements: 1989, No Addenda
6. **Identification of Components Repaired or Replaced and Replacement Components**

Name of Component	ASME,ASTM or AISI designation:	Name of Manufacture	Material Identification: M&E# ASP# P.O.#	Year built	Repaired Or Replaced	ASME Code Stamped Yes/No
1-GRC-S573						
A- KIT	Grinnell Fig 200/201 "A" Kit	GRINELL	M&E 30-040551 ASP 19552	NA	REPLACED	NO

7. Hydrostatic NA Pneumatic N/A Nominal Operating Pressure _____
 NDE: VT-3 Pressure: psi Test Temperature _____ F.

Description of work: Inspected and Replaced Snubber with Rebuilt Snubber; Snubber rebuilt under Job Order R23862-01 and performed VT-3.

507-563

Job Order/File: R0009813-01

ISI Class 1

CERTIFICATE OF COMPLIANCE

We certify that the statements made in the report are correct and this repair and/or replacement conforms to the rules of the ASME Code, Section XI repair or replacement.

Type Code Symbol Stamp NA

Certificate of Authorization No. NA Expiration Date NA

Signed: Dewayne Timmons, welding supervisor Date 2-12-01
Owner or Owner's Designee, Title

CERTIFICATE OF INSERVICE INSPECTION

I, the undersigned, holding a valid commission issued by the National Board of Boiler Pressure Vessel Inspectors and the State of Michigan and employed by FMIC of Johnston R I.

have inspected the components described in this Owner's Report during the period 6/19/00 to 2-14-01, and state that to the best of my knowledge and belief, the Owner has performed examinations and taken corrective measures described in this Owner's Report in accordance with the requirements of the ASME Code, Section XI

By signing this certificate neither the Inspector nor his employer makes any warranty, expressed or implied, concerning the examinations and corrective measures described in this Owner's Report. Furthermore, neither the Inspector nor his employer shall be liable in any manner for any personal injury or property damage or of loss of any kind arising from or connected with this inspection.

Mike Wintermeyer Commissions Michigan, ENDSI
Inspector's Signature National Board, State, Province, Endorsements

Date: Feb 14 19 2001

FORM NIS-2 OWNER'S REPORT FOR REPAIRS OR REPLACEMENTS
As Required by the Provisions for the ASME Code Section XI

1. Owner: AMERICAN ELECTRIC POWER Date Performed: 07-12-00
P.O. Box 60 Fort Wayne IN 46801 Unit# 1
2. Plant: D.C.Cook Nuclear Power Plant Job Order# R0014679-01
One Cook Place, Bridgman, MI 49106 Component# 1-GRC-S-562
3. Work Performed by: AEP/D.C. COOK Maintenance Department
4. Identification of System: Reactor Coolant System
5. (a) Applicable Construction Code: ANSI B31.1, 1983 Ed. NO Add., Code Case: N/A
 (b) Applicable Edition of Section XI Utilized for Repairs or Replacements: 1989, No Addenda
6. Identification of Components Repaired or Replaced and Replacement Components

Name of Component	ASME,ASTM or AISI designation:	Name of Manufacture	Material Identification: M&E# ASP# P.O.#	Year built	Repaired Or Replaced	ASME Code Stamped Yes/No
1-GRC-S562						
A KIT	FIG/ 200/201	GRINNELL	M&E# 30-025060 ASP# 18076	N/A	REPLACED	NO

7. Hydrostatic NA Pneumatic NA Nominal Operating Pressure N/A NDE: N/A

Pressure: psi VT-3 Test Temperature F.

509-563

Description of Work: The snubber was functionally tested, found to be acceptable and was reinstalled in it's proper location. The snubber was removed and rebuilt under Job Order R14638-01. A VT-3 exam was done also.

Job Order/File: R0014679-01 **ISI CLASS** 1

CERTIFICATE OF COMPLIANCE

We certify that the statements made in the report are correct and this repair and/or replacement conforms to the rules of the ASME Code, Section XI repair or replacement.

Type Code Symbol Stamp NA

Certificate of Authorization No. NA Expiration Date NA

Signed: Dewayne Timmons Maint. Welding Supervisor Date 3-7-01
Owner or Owner's Designee, Title

CERTIFICATE OF INSERVICE INSPECTION

I, the undersigned, holding a valid commission issued by the National Board of Boiler Pressure Vessel Inspectors and the State of Providence of Michigan and employed by FMIC OF JOHNSTON RI.

have inspected the components described in this Owner's Report during the period 10/28/00 to 3/7/01, and state that to the best of my knowledge and belief, the Owner has performed examinations and taken corrective measures described in this Owner's Report in accordance with the requirements of the ASME Code, Section XI

By signing this certificate neither the Inspector nor his employer makes any warranty, expressed or implied, concerning the examinations and corrective measures described in this Owner's Report. Furthermore, neither the Inspector nor his employer shall be liable in any manner for any personal injury or property damage or of loss of any kind arising from or connected with this inspection.

MR. Matusz Commissions Mich 0055, ENRNET
Inspector's Signature National Board, State, Province, Endorsements

Date: March 7 19 2001

510 - 563

FORM NIS-2 OWNER'S REPORT FOR REPAIRS OR REPLACEMENTS
As Required by the Provisions for the ASME Code Section XI

1. Owner: AMERICAN ELECTRIC POWER Date Performed: 08-11-99
P.O. Box 60 Fort Wayne IN 46801 Unit# 1
2. Plant: D.C.Cook Nuclear Power Plant Job Order# R0014680-01
One Cook Place, Bridgman, MI 49106 Component# 1-GRC-S582
3. Work Performed by: AEP/D.C. COOK Maintenance Department
4. Identification of System: REACTOR COOLANT PIPE SUPPORT 1-GRC-S582
5. (a) Applicable Construction Code: ANSI-B31.1-1983 Ed. NO Add., Code Case: N/A
 (b) Applicable Edition of Section XI Utilized for Repairs or Replacements: 1989, No Addenda
6. **Identification of Components Repaired or Replaced and Replacement Components**

Name of Component	ASME,ASTM or AISI designation:	Name of Manufacture	Material Identification: M&E# ASP# P.O.#	Year built	Repaired Or Replaced	ASME Code Stamped Yes/No
1-GRC-S582	SNUBBER	N/A	SERIAL # 26665	N/A	REPLACED	NO

7. Hydrostatic N/A Pneumatic N/A Nominal Operating Pressure N/A
 NDE: N/A Pressure: psi Test Temperature F.

Description of work: Remove existing snubber/ Install spare snubber and perform as found functional test. Performed preservice VT-3 exam

511-563

Job Order/File: R0014680-01ISI Class 1**CERTIFICATE OF COMPLIANCE**

We certify that the statements made in the report are correct and this repair and/or replacement conforms to the rules of the ASME Code, Section XI repair or replacement.

Type Code Symbol Stamp NACertificate of Authorization No. NA Expiration Date NASigned: Dewayne Timmons, welding supervisorDate 2-23-07

Owner or Owner's Designee, Title

CERTIFICATE OF INSERVICE INSPECTION

I, the undersigned, holding a valid commission issued by the National Board of Boiler Pressure Vessel Inspectors and the State of Providence of Michigan and employed by FMIC of Johnston R.I.

have inspected the components described in this Owner's Report during the period 2-16-99 to 02-26-01, and state that to the best of my knowledge and belief, the Owner has performed examinations and taken corrective measures described in this Owner's Report in accordance with the requirements of the ASME Code, Section XI

By signing this certificate neither the Inspector nor his employer makes any warranty, expressed or implied, concerning the examinations and corrective measures described in this Owner's Report. Furthermore, neither the Inspector nor his employer shall be liable in any manner for any personal injury or property damage or of loss of any kind arising from or connected with this inspection.

[Signature]
Inspector's Signature

Commissions

Mich. 0055, ENDRNT

National Board, State, Province, Endorsements

Date: Feb 26 19

512-563

FORM NIS-2 OWNER'S REPORT FOR REPAIRS OR REPLACEMENTS
As Required by the Provisions for the ASME Code Section XI

1. Owner: AMERICAN ELECTRIC POWER Date Performed: 10-17-00
P.O. Box 60 Fort Wayne IN 46801 Unit# 1
2. Plant: D.C.Cook Nuclear Power Plant Job Order# R0014683-01
One Cook Place, Bridgman, MI 49106 Component# 1-AFW-S4021
3. Work Performed by: AEP/D.C. COOK Maintenance Department
4. Identification of System: FEEDWATER
5. (a) Applicable Construction Code: ANSI B31.1, 1983 Ed. NO Add., Code Case: N/A
 (b) Applicable Edition of Section XI Utilized for Repairs or Replacements: 1989, No Addenda
6. Identification of Components Repaired or Replaced and Replacement Components

Name of Component	ASME,ASTM or AISI designation:	Name of Manufacture	Material Identification: M&E# ASP# P.O.#	Year built	Repaired Or Replaced	ASME Code Stamped Yes/No
1-AFW-S4021						
MODIFICATION KIT (A)	Grinnell fig 200/201 (A) KIT	GRINNELL	M&E# 30-040551 ASP# 19552	N/A	REPLACED	NO

7. Hydrostatic NA Pneumatic NA Nomial Operating Pressure N/ANDE:

Pressure: psi VT-3 Test Temperature F.

513-563

Description of Work: The old snubber was removed and a snubber rebuilt under
JO/R23862-01 was installed. A VT-3 exam was done under this jo to.

Job Order/File: R0014683-01 ISI CLASS 2

CERTIFICATE OF COMPLIANCE

We certify that the statements made in the report are correct and this repair and/or replacement conforms to the rules of the ASME Code, Section XI repair or replacement.

Type Code Symbol Stamp NA

Certificate of Authorization No. NA Expiration Date NA

Signed: Dewayne Timmons Maint. Welding Supervisor Date 2-20-01
 Owner or Owner's Designee, Title

CERTIFICATE OF INSERVICE INSPECTION

I, the undersigned, holding a valid commission issued by the National Board of Boiler Pressure Vessel Inspectors and the State or Province of Michigan and employed by FMIC OF JOHNSTON RI.

have inspected the components described in this Owner's Report during the period 10-16-98 to 2-20-01, and state that to the best of my knowledge and belief, the Owner has performed examinations and taken corrective measures described in this Owner's Report in accordance with the requirements of the ASME Code, Section XI

By signing this certificate neither the Inspector nor his employer makes any warranty, expressed or implied, concerning the examinations and corrective measures described in this Owner's Report. Furthermore, neither the Inspector nor his employer shall be liable in any manner for any personal injury or property damage or of loss of any kind arising from or connected with this inspection.

M R Montemayor Commissions Mich 0055, ENR N&E
 Inspector's Signature National Board, State, Province, Endorsements

Date: Feb 20 19 2001

514-563

FORM NIS-2 OWNER'S REPORT FOR REPAIRS OR REPLACEMENTS
As Required by the Provisions for the ASME Code Section XI

1. Owner: AMERICAN ELECTRIC POWER Date Performed: 12-15-98
P.O. Box 60 Fort Wayne IN 46801 Unit# 1
2. Plant: D.C.Cook Nuclear Power Plant Job Order# R0014690-01
One Cook Place, Bridgman, MI 49106 Component# 1-GBD-S573
3. Work Performed by: AEP/D.C. COOK Maintenance Department
4. Identification of System: Steam Generator Blowdown
5. (a) Applicable Construction Code: ANSI B31.1, 1983 Ed. NO Add., Code Case: N/A
 (b) Applicable Edition of Section XI Utilized for Repairs or Replacements: 1989, No Addenda
6. **Identification of Components Repaired or Replaced and Replacement Components**

Name of Component	ASME, ASTM or AISI designation:	Name of Manufacture	Material Identification: M&E# ASP# P.O.#	Year built	Repaired Or Replaced	ASME Code Stamped Yes/No
1-GBD-S573						
Snubber Rebuilt with "A" Kit	Grinnell Fig 200/201	GRINNELL Serial # 33349	M&E# 30-040550 ASP# 18225	N/A	REPLACED	NO
Seal Kit	Grinnell Seal Kit AH-1445	GRINNELL	M&E# 30-025055 ASP# 16630	N/A	REPLACED	NO

7. Hydrostatic NA Pneumatic NA Nominal Operating Pressure N/ANDE: N/A

Pressure: psi Test Temperature F.

515-563

Description of Work: The bad snubber was removed and a rebuilt snubber was installed.

The rebuilt snubber has a new "A" Kit & a new Seal Kit. A VT-3 exam was done also.

Job Order/File: R0014690-01 **ISI CLASS** 2

CERTIFICATE OF COMPLIANCE

We certify that the statements made in the report are correct and this repair and/or replacement conforms to the rules of the ASME Code, Section XI repair or replacement.

Type Code Symbol Stamp NA

Certificate of Authorization No. NA Expiration Date NA

Signed: Dewayne Timmons Maint. Welding Supervisor Date 2-5-01
Owner or Owner's Designee, Title

CERTIFICATE OF INSERVICE INSPECTION

I, the undersigned, holding a valid commission issued by the National Board of Boiler Pressure Vessel Inspectors and the State or Province of Michigan and employed by FMIC OF JOHNSTON RI.

have inspected the components described in this Owner's Report during the period 10-20-98 to 2-6-01, and state that to the best of my knowledge and belief, the Owner has performed examinations and taken corrective measures described in this Owner's Report in accordance with the requirements of the ASME Code, Section XI

By signing this certificate neither the Inspector nor his employer makes any warranty, expressed or implied, concerning the examinations and corrective measures described in this Owner's Report. Furthermore, neither the Inspector nor his employer shall be liable in any manner for any personal injury or property damage or of loss of any kind arising from or connected with this inspection.

MAK Mutirapung Commissions MICHIGAN, END N&I
Inspector's Signature National Board, State, Province, Endorsements

Date: Feb 6 19 2001

516-563

FORM NIS-2 OWNER'S REPORT FOR REPAIRS OR REPLACEMENTS
As Required by the Provisions for the ASME Code Section XI

1. Owner: AMERICAN ELECTRIC POWER Date Performed: 8-15-00
P.O. Box 60 Fort Wayne IN 46801 Unit# 1
2. Plant: D.C.Cook Nuclear Power Plant Job Order# R0015536-04
One Cook Place, Bridgman, MI 49106 Component# 1-PP-50E
3. Work Performed by: AEP/D.C. COOK Maintenance Department
4. Identification of System: Charging
5. (a) Applicable Construction Code: ASME DRAFT CODE,1968.P/V,. Code Case: N/A
 (b) Applicable Edition of Section XI Utilized for Repairs or Replacements: 1989, No Addenda
6. Identification of Components Repaired or Replaced and Replacement Components

Name of Component	ASME,ASTM or AISI designation:	Name of Manufacture	Material Identification: M&E# ASP# P.O.#	Year built	Repaired Or Replaced	ASME Code Stamped Yes/No
1-PP-50E	N/A	N/A	Existing	N/A	Repaired	NO
1/8 Bare Filler Metal	ER308L	N/A	M&E# 30-044990 ASP# 22732	N/A	Repaired	No

7. Hydrostatic NA Pneumatic NA Nominal Operating Pressure PT

NDE: Pressure: psi Test Temperature F.

517-563

Description of Work: The casing was excavated & rewelded and a final PT was done.

Reference CR-00-11160

Job Order/File: R0015536-04 **ISI CLASS** 2

CERTIFICATE OF COMPLIANCE

We certify that the statements made in the report are correct and this repair and/or replacement conforms to the rules of the ASME Code, Section XI repair or replacement.

Type Code Symbol Stamp NA

Certificate of Authorization No. NA Expiration Date NA

Signed: Dewayne Timmons Maint. Welding Supervisor Date 2-26-01
Owner or Owner's Designee, Title

CERTIFICATE OF INSERVICE INSPECTION

I, the undersigned, holding a valid commission issued by the National Board of Boiler Pressure Vessel Inspectors and the State of Providence of Michigan and employed by FMIC OF JOHNSTON RI.

have inspected the components described in this Owner's Report during the period 7-26-00 to 2-26-01, and state that to the best of my knowledge and belief, the Owner has performed examinations and taken corrective measures described in this Owner's Report in accordance with the requirements of the ASME Code, Section XI

By signing this certificate neither the Inspector nor his employer makes any warranty, expressed or implied, concerning the examinations and corrective measures described in this Owner's Report. Furthermore, neither the Inspector nor his employer shall be liable in any manner for any personal injury or property damage or of loss of any kind arising from or connected with this inspection.

M. J. Materspaugh Commissions MICH0055, EN, INT
Inspector's Signature National Board, State, Province, Endorsements

Date: FEB 26 19 2001

FORM NIS-2 OWNER'S REPORT FOR REPAIRS OR REPLACEMENTS
As Required by the Provisions for the ASME Code Section XI

1. Owner: AMERICAN ELECTRIC POWER Date Performed: 8-15-00
P.O. Box 60 Fort Wayne IN 46801 Unit# 1
2. Plant: D.C.Cook Nuclear Power Plant Job Order# R0015536-10
One Cook Place, Bridgman, MI 49106 Component# 1-PP-50E
3. Work Performed by: AEP/D.C. COOK Maintenance Department
4. Identification of System: Charging
5. (a) Applicable Construction Code: ASME DRAFT CODE, 1968.P/V,. Code Case: N-416-1
 (b) Applicable Edition of Section XI Utilized for Repairs or Replacements: 1989, No Addenda
6. Identification of Components Repaired or Replaced and Replacement Components

Name of Component	ASME, ASTM or AISI designation:	Name of Manufacture	Material Identification: M&E# ASP# P.O.#	Year built	Repaired Or Replaced	ASME Code Stamped Yes/No
1-PP-50E	N/A	N/A	Existing	N/A	Repaired	NO
1/8 Bare Filler Metal	ER308L	N/A	M&E# 30-044990 ASP# 22732	N/A	Repaired	No

7. Hydrostatic NA Pneumatic NA Nominal Operating Pressure VT-2

NDE: VT, PT, & RT Pressure: psi Test Temperature F.

519-563

Description of Work: The piping was cut and rewelded to pump 1-PP-50E. The weld had , Final PT and Final RT. A VT-2 examination was done. The Bolting (Studs and Nuts) were Fabricated under Job Order C56549-01 which has its own Repair/Replacement Plan.

Job Order/File: R0015536-10

ISI CLASS 2

CERTIFICATE OF COMPLIANCE

We certify that the statements made in the report are correct and this repair and/or replacement conforms to the rules of the ASME Code, Section XI repair or replacement.

Type Code Symbol Stamp NACertificate of Authorization No. NA Expiration Date NA

Signed: Dewayne Timmons Maint. Welding Supervisor Date 2-26-01
Owner or Owner's Designee, Title

CERTIFICATE OF INSERVICE INSPECTION

I, the undersigned, holding a valid commission issued by the National Board of Boiler Pressure Vessel Inspectors and the State of Providence of Michigan and employed by FMIC OF JOHNSTON RI.

have inspected the components described in this Owner's Report during the period 8/14/00 to 2/26/01, and state that to the best of my knowledge and belief, the Owner has performed examinations and taken corrective measures described in this Owner's Report in accordance with the requirements of the ASME Code, Section XI

By signing this certificate neither the Inspector nor his employer makes any warranty, expressed or implied, concerning the examinations and corrective measures described in this Owner's Report. Furthermore, neither the Inspector nor his employer shall be liable in any manner for any personal injury or property damage or of loss of any kind arising from or connected with this inspection.

Mick Doss
Inspector's Signature

Commissions Mick Doss, ENR NIT
National Board, State, Province, Endorsements

Date: Feb 26 19 2001

520-563

FORM NIS-2 OWNER'S REPORT FOR REPAIRS OR REPLACEMENTS
As Required by the Provisions for the ASME Code Section XI

1. Owner: AMERICAN ELECTRIC POWER Date Performed: 09-05-00
P.O. Box 60 Fort Wayne IN 46801 Unit# 1
2. Plant: D.C.Cook Nuclear Power Plant Job Order# R0036169-02
One Cook Place, Bridgman, MI 49106 Component# 1-QRV-51
3. Work Performed by: AEP/D.C. COOK Maintenance Department
4. Identification of System: CHARGING
5. (a) Applicable Construction Code: ANSI B31.1, 1983 Ed. NO Add. Code Case: _____
 (b) Applicable Edition of Section XI Utilized for Repairs or Replacements: 1989, No Addenda
6. Identification of Components Repaired or Replaced and Replacement Components

Name of Component	ASME, ASTM or AISI designation:	Name of Manufacture	Material Identification: M&E# ASP# P.O.#	Year built	Repaired Or Replaced	ASME Code Stamped Yes/No
1-QRV-51						
TRIM ASSY	A-276 TP316 COND .B	COPEs	M&E# 30-036072 ASP# 17451	N/A	REPLACED	NO
CAGE	ASME# SA-564	COPEs	ASP# 17451	N/A	REPLACED	NO
PLUG	ASME# SA-564	COPEs	ASP# 17451	N/A	REPLACED	NO
STEM	ASME# A-276-92 COND B	COPEs	ASP# 17451	N/A	REPLACED	NO

7. Hydrostatic NA Pneumatic NA Nomial Operating Pressure N/ANDE:

Pressure: psi Test Temperature F.

521-563

Description of Work: The valve was repaired using a new trim assembly(cage,plug,stem).

Job Order/File: R0036169-02 ISI CLASS 1

CERTIFICATE OF COMPLIANCE

We certify that the statements made in the report are correct and this repair and/or replacement conforms to the rules of the ASME Code, Section XI repair or replacement.

Type Code Symbol Stamp NA

Certificate of Authorization No. NA Expiration Date NA

Signed: Dewayne Timmons Maint. Welding Supervisor Date 1-10-01
Owner or Owner's Designee, Title

CERTIFICATE OF INSERVICE INSPECTION

I, the undersigned, holding a valid commission issued by the National Board of Boiler Pressure Vessel Inspectors and the State or Providence of Michigan and employed by FMIC OF JOHNSTON RI.

have inspected the components described in this Owner's Report during the period 1-22-98 to 1-11-01, and state that to the best of my knowledge and belief, the Owner has performed examinations and taken corrective measures described in this Owner's Report in accordance with the requirements of the ASME Code, Section XI

By signing this certificate neither the Inspector nor his employer makes any warranty, expressed or implied, concerning the examinations and corrective measures described in this Owner's Report. Furthermore, neither the Inspector nor his employer shall be liable in any manner for any personal injury or property damage or of loss of any kind arising from or connected with this inspection.

MR. Meterspaul Commissions MICH0055, E.D.I. N&I
Inspector's Signature National Board, State, Province, Endorsements

Date: 1-11 19 2001

FORM NIS-2 OWNER'S REPORT FOR REPAIRS OR REPLACEMENTS
As Required by the Provisions of the ASME Code Section XI

522-563

- Owner AMERICAN ELECTRIC POWER COMPANY Date February 14, 2001
P.O. Box 60 Fort Wayne, IN 46801 Sheet 1 of 2
Address Unit # 1
 2. Plant D.C. COOK NUCLEAR POWER PLANT R36175-02
One Cook Place, Bridgman, MI 49106 Repair Org. P.O. No., Job No., etc
Address Type Code Symbol Stamp N/A
 3. Work Performed by Maintenance Department Authorization No. N/A
Same as #2 Name Same as #2 Expiration Date N/A
Address
4. Identification of System Steam Generator Blowdown ASME CODE CLASS 2
 5. (a) Applicable Const. Code B31.1 19 83Ed., N/A Add. N/A Code Case
 (b) Applicable Edition of Section XI Utilized for Repairs or Replacements 1989
 6. Identification of Components Repaired or Replaced and Replacement Components

Name of Component	Name of Manufacturer	Manuf. Serial No.	Nat. Board No.	Other Identification	Year Built	Repaired Replaced or Replacement	ASME Code Stamped (Yes or No)
1-DCR-340 Plug	M&E# 30-040938	ASP# 17562	N/A	A582-92 Grade 416	N/A	Replacement	No
Stem	M&E# 30-041243	ASP# 17029	N/A	SA564 Type 630	N/A	Replacement	No
Cage	M&E# 30-040730	ASP# 17583	N/A	SA564 Type 630	N/A	Replacement	No

7. Description of work Refurbished valve using a new stem, plug and cage.
8. Test Conducted: Hydrostatic ☐ Pneumatic ☐ Nominal Operating Pressure ☐
 N/A ☐ Other ☐ Pressure N/A psi Test Temp. N/A °F

NOTE: Supplemental sheets in form of lists, sketches, or drawings may be used, provided (1) size is 8-1/2 in. x 11 in., (2) information in items 1 through 6 on this report is included on each sheet, and (3) each sheet is numbered and the number of sheets is recorded at the top of this form.

523-563

FORM NIS-2 (Back)

Remarks

Applicable Manufacturer's Data Reports to be attached

Ref. JO: R71404-02

Design Change: N/A

Repair/Replacement Plan: R71404-02

ISI Class

b2 RE# 3/14/01

CERTIFICATE OF COMPLIANCE

We certify that the statements made in the report are correct and this
REPLACEMENT conforms to the rules of the ASME Code, Section XI.
 Repair or replacement

Type Code Symbol Stamp N/ACertificate of Authorization No. N/A Expiration Date N/A

Signed

Donna J. Thomas
 Donna J. Thomas, Major Supv. Welding
 Owner or Owner's Designee, Title

Date

2-15-

20 01

CERTIFICATE OF INSERVICE INSPECTION

I, the undersigned, holding a valid commission issued by the National Board of Boiler And Pressure Vessel Inspectors and the State or Province of Michigan and employed by FACTORY MUTUAL INSURANCE Co. of Johnston, R.I. 02919 Have inspected the components described in this Owner's Report during the period 11-17-00 to 02-20-01, and state that to the best of my knowledge and belief, the Owner has performed examinations and taken corrective measures described in this Owner's Report in accordance with the requirements of the ASME Code, Section XI.

By signing this certificate neither the Inspector nor his employer makes any Warranty, expressed or implied, concerning the examinations and corrective measures Described in this Owner's Report. Furthermore, neither the Inspector nor his Employer shall be liable in any manner for any personal injury or property damage or a loss of any kind arising from or connected with this inspection.

Max M. Thompson
 Inspector's Signature

Commissions

Mich 0055, ENCL N&I

National Board, State, Province, Endorsements

Date Feb 20 20 01

FORM NIS-2 OWNER'S REPORT FOR REPAIRS OR REPLACEMENTS

As Required by the Provisions of the ASME Code Section XI

524-563

Owner AMERICAN ELECTRIC POWER COMPANY

Name

P.O. Box 60 Fort Wayne, IN 46801

Address

Date February 2, 2001

Sheet 1 of 4

2. Plant D.C. COOK NUCLEAR POWER PLANT

Name

One Cook Place, Bridgman, MI 49106

Address

Unit # 1

R36176-02

Repair Org. P.O. No., Job No., etc

Type Code Symbol Stamp N/A

Authorization No. N/A

Expiration Date N/A

3. Work Performed by Installation Services

Name

Same as #2

Address

4. Identification of System Steam Generator Blowdown ASME CODE CLASS 2

5. (a) Applicable Const. Code B31.1 19 83Ed., N/A Add. N/A Code Case

(b) Applicable Edition of Section XI Utilized for Repairs or Replacements 1989

6. Identification of Components Repaired or Replaced and Replacement Components

Name of Component	Name of Manufacturer	Manuf. Serial No.	Nat. Board No.	Other Identification	Year Built	Repaired Replaced or Replacement	ASME Code Stamped (Yes or No)
1-DCR-330 Stem	M&E# 30-041243	ASP# 17029	N/A	SA 564 Type 630	N/A	Replacement	No
Plug	M&E# 30-040938	ASP# 17562	N/A	A582-92 Type 416	N/A	Replacement	No
Cage	M&E# 30-040730	ASP# 17583	N/A	SA 564 Type 630	N/A	Replacement	No

7. Description of work Disassemble/Refurbish 1-DCR-330 and replace Stem, Plug, and Cage

8. Test Conducted: Hydrostatic ☐ Pneumatic ☐ Nominal Operating Pressure ☐

N/A ☒ Other ☐ Pressure N/A psi Test Temp. N/A °F

NOTE: Supplemental sheets in form of lists, sketches, or drawings may be used, provided (1) size is 8-1/2 in. x 11 in., (2) information in items 1 through 6 on this report is included on each sheet, and (3) each sheet is numbered and the number of sheets is recorded at the top of this form.

FORM NIS-2 (Back)

525-563

9. Remarks

Applicable Manufacturer's Data Reports to be attached

Ref. JO: R36176-02

Design Change: N/A

Repair/Replacement Plan: R36176-02

ISI Class 2

CERTIFICATE OF COMPLIANCE

We certify that the statements made in the report are correct and this
REPLACEMENT conforms to the rules of the ASME Code, Section XI.
 Repair or replacement

Type Code Symbol Stamp N/ACertificate of Authorization No. N/A Expiration Date N/A

Signed

[Signature]
 JAMES HANCOCK MAINT. SUPER. WELDING
 Owner or Owner's Designee, Title

Date 2-2-, 20 01

CERTIFICATE OF INSERVICE INSPECTION

I, the undersigned, holding a valid commission issued by the National Board of Boiler And Pressure Vessel Inspectors and the State or Province of Michigan and employed by FACTORY MUTUAL INSURANCE Co. of Johnston, R.I. 02919
 Have inspected the components described in this Owner's Report during the period 11-20-00 to 2-5-01, and state that to the best of my knowledge and belief, the Owner has performed examinations and taken corrective measures described in this Owner's Report in accordance with the requirements of the ASME Code, Section XI.

By signing this certificate neither the Inspector nor his employer makes any Warranty, expressed or implied, concerning the examinations and corrective measures Described in this Owner's Report. Furthermore, neither the Inspector nor his Employer shall be liable in any manner for any personal injury or property damage or a loss of any kind arising from or connected with this inspection.

[Signature]
 Inspector's Signature

Commissions MICH DOSS, ENDR
 National Board, State, Province, Endorsements

Date FEB 5 2001

526-563

FORM NIS-2 OWNER'S REPORT FOR REPAIRS OR REPLACEMENTS
As Required by the Provisions for the ASME Code Section XI

1. Owner: AMERICAN ELECTRIC POWER Date Performed: 09-13-00
P.O. Box 60 Fort Wayne IN 46801 Unit# 1
2. Plant: D.C.Cook Nuclear Power Plant Job Order# R0037666-03
One Cook Place, Bridgman, MI 49106 Component# 1-SV-51
3. Work Performed by: AEP/D.C. COOK Maintenance Department
4. Identification of System: LETDOWN (CVCS)
5. (a) Applicable Construction Code: ANSI B31.1, 1983 Ed. NO Add., Code Case: N/A
 (b) Applicable Edition of Section XI Utilized for Repairs or Replacements: 1989, No Addenda
6. **Identification of Components Repaired or Replaced and Replacement Components**

Name of Component	ASME,ASTM or AISI designation:	Name of Manufacture	Material Identification: M&E# ASP# P.O.#	Year built	Repaired Or Replaced	ASME Code Stamped Yes/No
1-SV-51						
NOZZEL	ASTM# A-182 F-316	CROSBY	M&E# 30-036788 ASP# 12404	N/A	REPLACED	NO
DISC INSERT	ASTM# SA-276 TYPE 316	N/A	M&E# 30-036668 ASP# 12404	N/A	REPLACED	NO

7. Hydrostatic NA Pneumatic NA Nomial Operating Pressure N/ANDE:

Pressure: psi Test Temperature F.

527-563

Description of Work: The valve was repaired using a new nozzle, disc insert.

Job Order/File: R0037666-03 ISI CLASS 2

CERTIFICATE OF COMPLIANCE

We certify that the statements made in the report are correct and this repair and/or replacement conforms to the rules of the ASME Code, Section XI repair or replacement.

Type Code Symbol Stamp NA

Certificate of Authorization No. NA Expiration Date NA

Signed: Dewayne Timmons Maint. Welding Supervisor Date 2-23-01
Owner or Owner's Designee, Title

CERTIFICATE OF INSERVICE INSPECTION

I, the undersigned, holding a valid commission issued by the National Board of Boiler Pressure Vessel Inspectors and the State of Michigan and employed by FMIC OF JOHNSTON RI.

have inspected the components described in this Owner's Report during the period 9-8-00 to 2/27/01, and state that to the best of my knowledge and belief, the Owner has performed examinations and taken corrective measures described in this Owner's Report in accordance with the requirements of the ASME Code, Section XI

By signing this certificate neither the Inspector nor his employer makes any warranty, expressed or implied, concerning the examinations and corrective measures described in this Owner's Report. Furthermore, neither the Inspector nor his employer shall be liable in any manner for any personal injury or property damage or of loss of any kind arising from or connected with this inspection.

MR. M. Timmons Commissions MICHOSS, END N&I
Inspector's Signature National Board, State, Province, Endorsements

Date: FEB 27 19 2001

528-563

FORM NIS-2 OWNER'S REPORT FOR REPAIRS OR REPLACEMENTS

As Required by the Provisions for the ASME Code Section XI

1. Owner: AMERICAN ELECTRIC POWER Date Performed: 08-23-00
P.O. Box 60 Fort Wayne IN 46801 Unit# 1
2. Plant: D.C.Cook Nuclear Power Plant Job Order# R0036677-11
One Cook Place, Bridgman, MI 49106 Component# 1-MRV-220
3. Work Performed by: AEP/D.C. COOK Maintenance Department
4. Identification of System: MAIN STEAM
5. (a) Applicable Construction Code: ANSI B31.1, 1983 Ed. NO Add., Code Case: N-416-1
 (b) Applicable Edition of Section XI Utilized for Repairs or Replacements: 1989, No Addenda
6. Identification of Components Repaired or Replaced and Replacement Components

Name of Component	ASME,ASTM or AISI designation:	Name of Manufacture	Material Identification: M&E# ASP# P.O.#	Year built	Repaired Or Replaced	ASME Code Stamped Yes/No
1-MRV-220						
STUDS	ASME# SA-193-B7	N/A	M&E# 30-034460 ASP# 16102	N/A	REPLACED	NO
NUTS	ASME# SA-194	N/A	M&E# 30-034422 ASP# 15263	N/A	REPLACED	NO
SPACER	N/A	N/A	M&E# 30-034387 ASP# 15259	N/A	REPLACED	NO
DISC	N/A	N/A	M&E# 30-034382 ASP# 15506	N/A	REPLACED	NO

7. Hydrostatic NA Pneumatic NA Nominal Operating Pressure: VT-2 NDE: MTPressure: psi Test Temperature F.

529-563

Description of Work: The valve was repaired using a new studs, nuts, spacer, and disc.

Job Order/File: R0036677-11

ISI CLASS 2

CERTIFICATE OF COMPLIANCE

We certify that the statements made in the report are correct and this repair and/or replacement conforms to the rules of the ASME Code, Section XI repair or replacement.

Type Code Symbol Stamp NA

Certificate of Authorization No. NA Expiration Date NA

Signed: Dewayne Timmons Maint. Welding Supervisor Date 1-31-01
Owner or Owner's Designee, Title

CERTIFICATE OF INSERVICE INSPECTION

I, the undersigned, holding a valid commission issued by the National Board of Boiler Pressure Vessel Inspectors and the State or Providence of Michigan and employed by FMIC OF JOHNSTON RI.

have inspected the components described in this Owner's Report during the period 09-05-00 to 02-02-01, and state that to the best of my knowledge and belief, the Owner has performed examinations and taken corrective measures described in this Owner's Report in accordance with the requirements of the ASME Code, Section XI

By signing this certificate neither the Inspector nor his employer makes any warranty, expressed or implied, concerning the examinations and corrective measures described in this Owner's Report. Furthermore, neither the Inspector nor his employer shall be liable in any manner for any personal injury or property damage or of loss of any kind arising from or connected with this inspection.

M. A. Mataranga Commissions MICHO055, EN & N & I
Inspector's Signature National Board, State, Province, Endorsements

Date: Feb 2 10 2001

530 - 563

FORM NIS-2 OWNER'S REPORT FOR REPAIRS OR REPLACEMENTS
As Required by the Provisions for the ASME Code Section XI

1. Owner: AMERICAN ELECTRIC POWER Date Performed: 09-30-00
P.O. Box 60 Fort Wayne IN 46801 Unit# 1
2. Plant: D.C. Cook Nuclear Power Plant Job Order# R0036677-13
One Cook Place, Bridgman, MI 49106 Component# 1-MRV-220
3. Work Performed by: AEP/D.C. COOK Maintenance Department
4. Identification of System: MAIN STEAM OME-3-2 STOP VALVE
5. (a) Applicable Construction Code: ANSI-B31.1-1983 Ed. NO Add. Code Case: N416-1
 (b) Applicable Edition of Section XI Utilized for Repairs or Replacements: 1989, No Addenda
6. **Identification of Components Repaired or Replaced and Replacement Components**

Name of Component	ASME, ASTM or AISI designation:	Name of Manufacture	Material Identification: M&E# ASP# P.O.#	Year built	Repaired Or Replaced	ASME Code Stamped Yes/No
1-MRV-220					REPAIRED	NO
3" SCHEDULE #80 SEAMLESS PIPE	ASME SA-106 GR B		M&E # 30-014983 ASP # 18219		REPLACED	NO

7. Hydrostatic N/A Pneumatic N/A Nominal Operating Pressure N/A
 NDE: MT//RT, VT-2 Pressure: psi N/A Test Temperature F.

Description of work: Reconnect bonnet vent pipe in accordance with drawing # 1-MS-124.

531-563

Job Order/File: R0036677-13

ISI Class 2

CERTIFICATE OF COMPLIANCE

We certify that the statements made in the report are correct and this repair and/or replacement conforms to the rules of the ASME Code, Section XI repair or replacement.

Type Code Symbol Stamp NACertificate of Authorization No. NA Expiration Date NA

Signed: Dewayne Timmons, welding supervisor Date 2-12-01
Owner or Owner's Designee, Title

CERTIFICATE OF INSERVICE INSPECTION

I, the undersigned, holding a valid commission issued by the National Board of Boiler Pressure Vessel Inspectors and the State of Michigan and employed by FMIC of Johnston R I.

have inspected the components described in this Owner's Report during the period 8-28-00 to 2-13-01, and state that to the best of my knowledge and belief, the Owner has performed examinations and taken corrective measures described in this Owner's Report in accordance with the requirements of the ASME Code, Section XI

By signing this certificate neither the Inspector nor his employer makes any warranty, expressed or implied, concerning the examinations and corrective measures described in this Owner's Report. Furthermore, neither the Inspector nor his employer shall be liable in any manner for any personal injury or property damage or of loss of any kind arising from or connected with this inspection.

M K Muttersbaugh Commissions MICH 0055, END NBI
Inspector's Signature National Board, State, Province, Endorsements

Date: Feb 13 19 2001

532-563

FORM NIS-2 OWNER'S REPORT FOR REPAIRS OR REPLACEMENTS
As Required by the Provisions for the ASME Code Section XI

1. Owner: AMERICAN ELECTRIC POWER Date Performed: 09-13-00
P.O. Box 60 Fort Wayne IN 46801 Unit# 1
2. Plant: D.C.Cook Nuclear Power Plant Job Order# R0037666-03
One Cook Place, Bridgman, MI 49106 Component# 1-SV-51
3. Work Performed by: AEP/D.C. COOK Maintenance Department
4. Identification of System: Letdown (CVCS) Letdown outlet safety valve # 1-SV-51
5. (a) Applicable Construction Code: ANSI-B31.1-1983 Ed. NO Add. Code Case: N/A
 (b) Applicable Edition of Section XI Utilized for Repairs or Replacements: 1989, No Addenda
6. **Identification of Components Repaired or Replaced and Replacement Components**

Name of Component	ASME,ASTM or AISI designation:	Name of Manufacture	Material Identification: M&E# ASP# P.O.#	Year built	Repaired Or Replaced	ASME Code Stamped Yes/No
1-SV-51					REPAIRED	NO
DISC INSERT PIN	ASTM-A276 TYPE 316	CROSBY	M&E # 30-036518 ASP # 14198		REPLACED	NO
NOZZLE	ASTM-A182 F-316	CROSBY	M&E # 30-036788 ASP # 12404		REPLACED	NO

7. Hydrostatic N/A Pneumatic N/A Nominal Operating Pressure N/A
 NDE: N/A Pressure: psi N/A Test Temperature N/A F.

Description of work: Perform setpoint test as required, replace parts as needed on 1-SV-51

533-563

Job Order/File: R0037666-03

ISI Class 2

CERTIFICATE OF COMPLIANCE

We certify that the statements made in the report are correct and this repair and/or replacement conforms to the rules of the ASME Code, Section XI repair or replacement.

Type Code Symbol Stamp NACertificate of Authorization No. NA Expiration Date NA

Signed: Dewayne Timmons, welding supervisor Date 2-2-01
Owner or Owner's Designee, Title

CERTIFICATE OF INSERVICE INSPECTION

I, the undersigned, holding a valid commission issued by the National Board of Boiler Pressure Vessel Inspectors and the State of Michigan and employed by FMIC of Johnston R.I.

have inspected the components described in this Owner's Report during the period 7-8-00 to 2-5-01, and state that to the best of my knowledge and belief, the Owner has performed examinations and taken corrective measures described in this Owner's Report in accordance with the requirements of the ASME Code, Section XI

By signing this certificate neither the Inspector nor his employer makes any warranty, expressed or implied, concerning the examinations and corrective measures described in this Owner's Report. Furthermore, neither the Inspector nor his employer shall be liable in any manner for any personal injury or property damage or of loss of any kind arising from or connected with this inspection.

MA Muterbaugh Commissions MICH 0055, END N&I
Inspector's Signature National Board, State, Province, Endorsements

Date: Feb 5 19 2001

534-563

FORM NIS-2 OWNER'S REPORT FOR REPAIRS OR REPLACEMENTS
As Required by the Provisions for the ASME Code Section XI

1. Owner: AMERICAN ELECTRIC POWER Date Performed: 10-02-00
P.O. Box 60 Fort Wayne IN 46801 Unit# 1
2. Plant: D.C.Cook Nuclear Power Plant Job Order# R0051576-01
One Cook Place, Bridgman, MI 49106 Component# 1-SV-52
3. Work Performed by: AEP/D.C. COOK Maintenance Department
4. Identification of System: CVCS LETDOWN
5. (a) Applicable Construction Code: ANSI-B31.1-1983 Ed. NO Add. Code Case: N/A
 (b) Applicable Edition of Section XI Utilized for Repairs or Replacements: 1989, No Addenda
6. **Identification of Components Repaired or Replaced and Replacement Components**

Name of Component	ASME,ASTM or AISI designation:	Name of Manufacture	Material Identification: M&E# ASP# P.O.#	Year built	Repaired Or Replaced	ASME Code Stamped Yes/No
1-SV-52						NO
BELLOWS	Stainless Steel 60 Rockwell B Minimum	CROSBY	M&E # 30-036450 ASP # 15227		REPLACED	NO
SPINDLE	AISI 416 20 Rockwell C Minimum	CROSBY	M&E # 30-036925 ASP # 12816, ASP # 16006		REPLACED	NO
DISC/BUSHING	Stainless Steel Type 316		M&E # 30-036465 ASP # 14068		REPLACED	NO
VALVE,NOZZLE	SA479 Type 316	CROSBY	M&E # 30-036790 ASP # 8278		REPLACED	NO

7. Hydrostatic N/A Pneumatic N/A Nominal Operating Pressure N/A
 NDE: N/A Pressure: psi N/A Test Temperature F.

535-563

Description of work: Perform set point test and refurbish and reinstall valve 1-SV-52

Job Order/File: R0051576-01

ISI Class 2

CERTIFICATE OF COMPLIANCE

We certify that the statements made in the report are correct and this repair and/or replacement conforms to the rules of the ASME Code, Section XI repair or replacement.

Type Code Symbol Stamp NACertificate of Authorization No. NA Expiration Date NA

Signed: Dewayne Timmons, welding supervisor Date 2-12-01
 Owner or Owner's Designee, Title

CERTIFICATE OF INSERVICE INSPECTION

I, the undersigned, holding a valid commission issued by the National Board of Boiler Pressure Vessel Inspectors and the State of Providence of Michigan and employed by FMIC of Johnston R.I.

have inspected the components described in this Owner's Report during the period 2-2-00 to 2-14-01, and state that to the best of my knowledge and belief, the Owner has performed examinations and taken corrective measures described in this Owner's Report in accordance with the requirements of the ASME Code, Section XI

By signing this certificate neither the Inspector nor his employer makes any warranty, expressed or implied, concerning the examinations and corrective measures described in this Owner's Report. Furthermore, neither the Inspector nor his employer shall be liable in any manner for any personal injury or property damage or of loss of any kind arising from or connected with this inspection.

Mark Matusz
 Inspector's Signature

Commissions MICH 0055, ENR N&I
 National Board, State, Province, Endorsements

Date: FEB 14 19th 2001

536-563

FORM NIS-2 OWNER'S REPORT FOR REPAIRS OR REPLACEMENTS
As Required by the Provisions for the ASME Code Section XI

1. Owner: AMERICAN ELECTRIC POWER Date Performed: 10-28-00
P.O. Box 60 Fort Wayne IN 46801 Unit# 1
2. Plant: D.C.Cook Nuclear Power Plant Job Order# R0051678-02
One Cook Place, Bridgman, MI 49106 Component# 1-PCR-40
3. Work Performed by: AEP/D.C. COOK Maintenance Department
4. Identification of System: Plant Air
5. (a) Applicable Construction Code: ANSI B31.1, 1983 Ed. NO Add., Code Case: N/A
 (b) Applicable Edition of Section XI Utilized for Repairs or Replacements: 1989, No Addenda
6. **Identification of Components Repaired or Replaced and Replacement Components**

Name of Component	ASME,ASTM or AISI designation:	Name of Manufacture	Material Identification: M&E# ASP# P.O.#	Year built	Repaired Or Replaced	ASME Code Stamp Yes/No
1-PCR-40 TRIM ASSY		Copes- Vulcan				
Plug	SA 479 Type 410		M&E# 30-036073 ASP# 14497	N/A	REPLACED	NO
Stem	A276-90A Type 316		M&E# 30-036073 ASP# 14497	N/A	REPLACED	NO
Cage	SA479 Type 410		M&E# 30-036073 ASP# 14497	N/A	REPLACED	NO
Cage/Spacer	SA312 Type 304		M&E# 30-036073 ASP# 14497	N/A	REPLACED	NO

7. Hydrostatic NA Pneumatic NA Nominal Operating Pressure N/A NDE:N/A

Pressure: psi Test Temperature F.

537-563

Description of Work: The valve was repaired using a new trim assembly

Job Order/File: R0051678-02 **ISI CLASS** 2

CERTIFICATE OF COMPLIANCE

We certify that the statements made in the report are correct and this repair and/or replacement conforms to the rules of the ASME Code, Section XI repair or replacement.

Type Code Symbol Stamp NA

Certificate of Authorization No. NA Expiration Date NA

Signed: Dewayne Timmons Maint. Welding Supervisor Date 2-5-01
Owner or Owner's Designee, Title

CERTIFICATE OF INSERVICE INSPECTION

I, the undersigned, holding a valid commission issued by the National Board of Boiler Pressure Vessel Inspectors and the State of Michigan and employed by FMIC OF JOHNSTON RI.

have inspected the components described in this Owner's Report during the period 8/15/00 to 2-6-01, and state that to the best of my knowledge and belief, the Owner has performed examinations and taken corrective measures described in this Owner's Report in accordance with the requirements of the ASME Code, Section XI

By signing this certificate neither the Inspector nor his employer makes any warranty, expressed or implied, concerning the examinations and corrective measures described in this Owner's Report. Furthermore, neither the Inspector nor his employer shall be liable in any manner for any personal injury or property damage or of loss of any kind arising from or connected with this inspection.

MAH Muterpaugh Commissions MICH 0055, END N&I
Inspector's Signature National Board, State, Province, Endorsements

Date: FEB 6 19 2001

538-563

FORM NIS-2 OWNER'S REPORT FOR REPAIRS OR REPLACEMENTS
As Required by the Provisions for the ASME Code Section XI

1. Owner: AMERICAN ELECTRIC POWER Date Performed: 03-08-97
P.O. Box 60 Fort Wayne IN 46801 Unit# 1
2. Plant: D.C.Cook Nuclear Power Plant Job Order# R0059811-01
One Cook Place, Bridgman, MI 49106 Component# 1-SV-1A-3
3. Work Performed by: AEP/D.C. COOK Maintenance Department
4. Identification of System: MAIN STEAM
5. (a) Applicable Construction Code: ANSI B31.1, 1983 Ed. NO Add., Code Case: N/A
 (b) Applicable Edition of Section XI Utilized for Repairs or Replacements: 1989, No Addenda
6. Identification of Components Repaired or Replaced and Replacement Components

Name of Component	ASME,ASTM or AISI designation:	Name of Manufacture	Material Identification: M&E# ASP# P.O.#	Year built	Repaired Or Replaced	ASME Code Stamped Yes/No
1-SV-1A-3						
DISC	ASME# SB-637	DRESSER	M&E# 30-037699 ASP# 19528	N/A	REPLACED	NO

7. Hydrostatic NA Pneumatic NA Nomial Operating Pressure N/ANDE:

Pressure: psi Test Temperature F.

Description of Work: The valve was repaired using a new disc.

539-563

Job Order/File: R0059811-01

ISI CLASS

2

CERTIFICATE OF COMPLIANCE

We certify that the statements made in the report are correct and this repair and/or replacement conforms to the rules of the ASME Code, Section XI repair or replacement.

Type Code Symbol Stamp NACertificate of Authorization No. NA Expiration Date NA

Signed: Dewayne Timmons Maint. Welding Supervisor Date 2-26-01
Owner or Owner's Designee, Title

CERTIFICATE OF INSERVICE INSPECTION

I, the undersigned, holding a valid commission issued by the National Board of Boiler Pressure Vessel Inspectors and the State or Province of Michigan and employed by FMIC OF JOHNSTON RI.

have inspected the components described in this Owner's Report during the period 2-25-97 to 2-27-01, and state that to the best of my knowledge and belief, the Owner has performed examinations and taken corrective measures described in this Owner's Report in accordance with the requirements of the ASME Code, Section XI

By signing this certificate neither the Inspector nor his employer makes any warranty, expressed or implied, concerning the examinations and corrective measures described in this Owner's Report. Furthermore, neither the Inspector nor his employer shall be liable in any manner for any personal injury or property damage or of loss of any kind arising from or connected with this inspection.

Max M. Antropaus Commissions Mich 0055, ENR N E I
Inspector's Signature National Board, State, Province, Endorsements

Date: Feb 27 19 2001

540-563

FORM NIS-2 OWNER'S REPORT FOR REPAIRS OR REPLACEMENTS
As Required by the Provisions for the ASME Code Section XI

1. Owner: AMERICAN ELECTRIC POWER Date Performed: 03-09-97
P.O. Box 60 Fort Wayne IN 46801 Unit# 1
2. Plant: D.C.Cook Nuclear Power Plant Job Order# R0061017-03
One Cook Place, Bridgman, MI 49106 Component# 1-FW-118-3
3. Work Performed by: AEP/D.C. COOK Maintenance Department
4. Identification of System: FEEDWATER
5. (a) Applicable Construction Code: ANSI B31.1, 1983 Ed. NO Add., Code Case: _____
(b) Applicable Edition of Section XI Utilized for Repairs or Replacements: 1989, No Addenda
6. Identification of Components Repaired or Replaced and Replacement Components

Name of Component	ASME,ASTM or AISI designation:	Name of Manufacture	Material Identification: M&E# ASP# P.O.#	Year built	Repaired Or Replaced	ASME Code Stamped Yes/No
1-FW-118-3						
NUTS (2)	ASME# SA-194 GR-2H	N/A	M&E# 30-211970 ASP# 18093	N/A	REPLACED	NO
NUT (1)	ASME# SA-194 GR-2H	N/A	M&E# 30-211970 ASP# 19173	N/A	REPLACED	NO

7. Hydrostatic NA Pneumatic NA Nomial Operating Pressure N/ANDE: _____

Pressure: psi Test Temperature F.

541-563

Description of Work: The valve was repaired using new nuts.

Job Order/File: R0061017-03 **ISI CLASS** 2

CERTIFICATE OF COMPLIANCE

We certify that the statements made in the report are correct and this repair and/or replacement conforms to the rules of the ASME Code, Section XI repair or replacement.

Type Code Symbol Stamp NA

Certificate of Authorization No. NA Expiration Date NA

Signed: Dewayne Timmons Maint. Welding Supervisor Date 1-10-01
Owner or Owner's Designee, Title

CERTIFICATE OF INSERVICE INSPECTION

I, the undersigned, holding a valid commission issued by the National Board of Boiler Pressure Vessel Inspectors and the State of Providence of Michigan and employed by FMIC OF JOHNSTON RI.

have inspected the components described in this Owner's Report during the period 2-16-97 to 01-12-01, and state that to the best of my knowledge and belief, the Owner has performed examinations and taken corrective measures described in this Owner's Report in accordance with the requirements of the ASME Code, Section XI

By signing this certificate neither the Inspector nor his employer makes any warranty, expressed or implied, concerning the examinations and corrective measures described in this Owner's Report. Furthermore, neither the Inspector nor his employer shall be liable in any manner for any personal injury or property damage or of loss of any kind arising from or connected with this inspection.

BB Blake
Inspector's Signature

Commissions MI. 762

National Board, State, Province, Endorsements

Date: Jan. 12 18 2001

542-563

FORM NIS-2 OWNER'S REPORT FOR REPAIRS OR REPLACEMENTS
As Required by the Provisions for the ASME Code Section XI

1. Owner: AMERICAN ELECTRIC POWER Date Performed: 03-29-97
P.O. Box 60 Fort Wayne IN 46801 Unit# 1
2. Plant: D.C. Cook Nuclear Power Plant Job Order# R0061019-01
One Cook Place, Bridgman, MI 49106 Component# 1-SV-1B-2
3. Work Performed by: AEP/D.C. COOK Maintenance Department
4. Identification of System: MAIN STEAM
5. (a) Applicable Construction Code: ANSI B31.1, 1983 Ed. NO Add., Code Case: N/A
 (b) Applicable Edition of Section XI Utilized for Repairs or Replacements: 1989, No Addenda
6. Identification of Components Repaired or Replaced and Replacement Components

Name of Component	ASME, ASTM or AISI designation:	Name of Manufacture	Material Identification: M&E# ASP# P.O.#	Year built	Repaired Or Replaced	ASME Code Stamped Yes/No
1-SV-1B-2						
DISC	ASME# SB-637	DRESSER	M&E# 30-0037699 ASP# 19528	N/A	REPLACED	NO

7. Hydrostatic NA Pneumatic NA Nomial Operating Pressure N/ANDE: MT

Pressure: psi Test Temperature F.

543-563

Description of Work: The valve was repaired using a new disc. A MT exam was done also.

Job Order/File: R0061019-01 **ISI CLASS** 2

CERTIFICATE OF COMPLIANCE

We certify that the statements made in the report are correct and this repair and/or replacement conforms to the rules of the ASME Code, Section XI repair or replacement.

Type Code Symbol Stamp NA

Certificate of Authorization No. NA Expiration Date NA

Signed: Dewayne Timmons Maint. Welding Supervisor Date 2-21-01
Owner or Owner's Designee, Title

CERTIFICATE OF INSERVICE INSPECTION

I, the undersigned, holding a valid commission issued by the National Board of Boiler Pressure Vessel Inspectors and the State or Providence of Michigan and employed by FMIC OF JOHNSTON RI.

have inspected the components described in this Owner's Report during the period 2-27-97 to 2-21-01, and state that to the best of my knowledge and belief, the Owner has performed examinations and taken corrective measures described in this Owner's Report in accordance with the requirements of the ASME Code, Section XI

By signing this certificate neither the Inspector nor his employer makes any warranty, expressed or implied, concerning the examinations and corrective measures described in this Owner's Report. Furthermore, neither the Inspector nor his employer shall be liable in any manner for any personal injury or property damage or of loss of any kind arising from or connected with this inspection.

D.K. McIntosh Commissions Mich 0055, ENCL N.B.I.
Inspector's Signature National Board, State, Province, Endorsements

Date: Feb 21 19 2001

544-563

FORM NIS-2 OWNER'S REPORT FOR REPAIRS OR REPLACEMENTS
As Required by the Provisions for the ASME Code Section XI

1. Owner: AMERICAN ELECTRIC POWER Date Performed: 03-06-97
P.O. Box 60 Fort Wayne IN 46801 Unit# 1
2. Plant: D.C. Cook Nuclear Power Plant Job Order# R0061020-01
One Cook Place, Bridgman, MI 49106 Component# 1-SV-2B-3
3. Work Performed by: AEP/D.C. COOK Maintenance Department
4. Identification of System: MAIN STEAM
5. (a) Applicable Construction Code: ANSI B31.1, 1983 Ed. NO Add. Code Case: N/A
 (b) Applicable Edition of Section XI Utilized for Repairs or Replacements: 1989, No Addenda
6. Identification of Components Repaired or Replaced and Replacement Components

Name of Component	ASME, ASTM or AISI designation:	Name of Manufacture	Material Identification: M&E# ASP# P.O.#	Year built	Repaired Or Replaced	ASME Code Stamp Yes/No
1-SV-2B-3						
DISC	ASME# SB-637	DRESSER	M&E# 30-037699 ASP# 19528	N/A	REPLACED	NO

7. Hydrostatic NA Pneumatic NA Nomial Operating Pressure N/ANDE:

Pressure: psi Test Temperature F.

Description of Work: The valve was repaired using a new disc.

545-563

Job Order/File: R0061020-01 ISI CLASS 2**CERTIFICATE OF COMPLIANCE**

We certify that the statements made in the report are correct and this repair and/or replacement conforms to the rules of the ASME Code, Section XI repair or replacement.

Type Code Symbol Stamp NACertificate of Authorization No. NA Expiration Date NA

Signed: Dewayne Timmons Maint. Welding Supervisor Date 2-26-01
Owner or Owner's Designee, Title

CERTIFICATE OF INSERVICE INSPECTION

I, the undersigned, holding a valid commission issued by the National Board of Boiler Pressure Vessel Inspectors and the State of Michigan and employed by FMIC OF JOHNSTON RI.

have inspected the components described in this Owner's Report during the period 3-5-97 to 2-27-01, and state that to the best of my knowledge and belief, the Owner has performed examinations and taken corrective measures described in this Owner's Report in accordance with the requirements of the ASME Code, Section XI

By signing this certificate neither the Inspector nor his employer makes any warranty, expressed or implied, concerning the examinations and corrective measures described in this Owner's Report. Furthermore, neither the Inspector nor his employer shall be liable in any manner for any personal injury or property damage or of loss of any kind arising from or connected with this inspection.

MA Minterkamp Commissions MICHIGAN, END NFI
Inspector's Signature National Board, State, Province, Endorsements

Date: FEB 27 19 2001

546-563

FORM NIS-2 OWNER'S REPORT FOR REPAIRS OR REPLACEMENTS
As Required by the Provisions for the ASME Code Section XI

1. Owner: AMERICAN ELECTRIC POWER Date Performed: 01-07-97
P.O. Box 60 Fort Wayne IN 46801 Unit# 1
2. Plant: D.C.Cook Nuclear Power Plant Job Order# R0062233-01
One Cook Place, Bridgman, MI 49106 Component# 1-SV-2A-1
3. Work Performed by: AEP/D.C. COOK Maintenance Department
4. Identification of System: MAIN STEAM
5. (a) Applicable Construction Code: ANSI B31.1, 1983 Ed. NO Add. Code Case: N/A
 (b) Applicable Edition of Section XI Utilized for Repairs or Replacements: 1989, No Addenda
6. Identification of Components Repaired or Replaced and Replacement Components

Name of Component	ASME,ASTM or AISI designation:	Name of Manufacture	Material Identification: M&E# ASP# P.O.#	Year built	Repaired Or Replaced	ASME Code Stamped Yes/No
1-SV-2A-1						
DISC	ASME# SB-637	DRESSER	M&E#30-037699 ASP# 19528	N/A	REPAIRED	NO
1 3/4"NUTS	ASME# SA-194 GR-2H HEAVY	N/A	M&E# 30-211970 ASP# 18093	N/A	REPAIRED	NO

7. Hydrostatic NA Pneumatic NA Nomial Operating Pressure N/ANDE:

Pressure: psi _____ Test Temperature F.

547-563

Description of Work: The valve was repaired using a new disc and nuts.

Job Order/File: R0062233-01 **ISI CLASS** 2

CERTIFICATE OF COMPLIANCE

We certify that the statements made in the report are correct and this repair and/or replacement conforms to the rules of the ASME Code, Section XI repair or replacement.

Type Code Symbol Stamp NA

Certificate of Authorization No. NA Expiration Date NA

Signed: Dewayne Timmons Maint. Welding Supervisor Date 2-21-01
Owner or Owner's Designee, Title

CERTIFICATE OF INSERVICE INSPECTION

I, the undersigned, holding a valid commission issued by the National Board of Boiler Pressure Vessel Inspectors and the State or Providence of Michigan and employed by FMIC OF JOHNSTON RI.

have inspected the components described in this Owner's Report during the period 2-27-97 to 2-22-01, and state that to the best of my knowledge and belief, the Owner has performed examinations and taken corrective measures described in this Owner's Report in accordance with the requirements of the ASME Code, Section XI

By signing this certificate neither the Inspector nor his employer makes any warranty, expressed or implied, concerning the examinations and corrective measures described in this Owner's Report. Furthermore, neither the Inspector nor his employer shall be liable in any manner for any personal injury or property damage or of loss of any kind arising from or connected with this inspection.

M J Montempano Commissions MIC 10055, END NBI
Inspector's Signature National Board, State, Province, Endorsements

Date: FEB 22 19 2001

548-563

FORM NIS-2 OWNER'S REPORT FOR REPAIRS OR REPLACEMENTS
As Required by the Provisions for the ASME Code Section XI

1. Owner: AMERICAN ELECTRIC POWER Date Performed: 09-14-00
P.O. Box 60 Fort Wayne IN 46801 Unit# 1
2. Plant: D.C.Cook Nuclear Power Plant Job Order# R0071813-01
One Cook Place, Bridgman, MI 49106 Component# 1-SV-54
3. Work Performed by: AEP/D.C. COOK Maintenance Department
4. Identification of System: REACTOR COOLANT PUMP SEAL WATER
5. (a) Applicable Construction Code: ANSI B31.1, 1983 Ed. NO Add., Code Case:
 (b) Applicable Edition of Section XI Utilized for Repairs or Replacements: 1989, No Addenda
6. **Identification of Components Repaired or Replaced and Replacement Components**

Name of Component	ASME,ASTM or AISI designation:	Name of Manufacture	Material Identification: M&E# ASP# P.O.#	Year built	Repaired Or Replaced	ASME Code Stamped Yes/No
1-SV-54						
NOZZEL	ASTM# A-182 F316	CROSBY	M&E# 30-036790 ASP# 10258	N/A	REPLACED	NO
SPINDLE	AISI 416 S/S	CROSBY	M&E# 30-036925 ASP# 16006	N/A	REPLACED	NO
DISC	ASTM# A-276 TP316	N/A	M&E# 30-036464 ASP# 12692	N/A	REPLACED	NO

7. Hydrostatic NA Pneumatic NA Nomial Operating Pressure N/ANDE:

Pressure: psi Test Temperature F.

549-563

Description of Work: The valve was repaired using a new spindle ,nozzel and disc.

Job Order/File: R0071813-01 **ISI CLASS** 2

CERTIFICATE OF COMPLIANCE

We certify that the statements made in the report are correct and this repair and/or replacement conforms to the rules of the ASME Code, Section XI repair or replacement.

Type Code Symbol Stamp NA

Certificate of Authorization No. NA Expiration Date NA

Signed: Dewayne Timmons Maint. Welding Supervisor Date 1-15-01
Owner or Owner's Designee, Title

CERTIFICATE OF INSERVICE INSPECTION

I, the undersigned, holding a valid commission issued by the National Board of Boiler Pressure Vessel Inspectors and the State or Providence of Michigan and employed by FMIC OF JOHNSTON RI.

have inspected the components described in this Owner's Report during the period 7-27-00 to 1-16-01, and state that to the best of my knowledge and belief, the Owner has performed examinations and taken corrective measures described in this Owner's Report in accordance with the requirements of the ASME Code, Section XI

By signing this certificate neither the Inspector nor his employer makes any warranty, expressed or implied, concerning the examinations and corrective measures described in this Owner's Report. Furthermore, neither the Inspector nor his employer shall be liable in any manner for any personal injury or property damage or of loss of any kind arising from or connected with this inspection.

M R Minter Commissions Mich 0055, END N E I
Inspector's Signature National Board, State, Province, Endorsements

Date: JAN 16 19 2001

550-563

FORM NIS-2 OWNER'S REPORT FOR REPAIRS OR REPLACEMENTS
As Required by the Provisions for the ASME Code Section XI

1. Owner: AMERICAN ELECTRIC POWER Date Performed: 11-01-00
P.O. Box 60 Fort Wayne IN 46801 Unit# 1
2. Plant: D.C.Cook Nuclear Power Plant Job Order# R0071866-13
One Cook Place, Bridgman, MI 49106 Component# 1-AFW-S4025
3. Work Performed by: AEP/D.C. COOK Maintenance Department
4. Identification of System: PIPING SUPPORT
5. (a) Applicable Construction Code: ANSI B31.1, 1983 Ed. NO Add., Code Case:
 (b) Applicable Edition of Section XI Utilized for Repairs or Replacements: 1989, No Addenda
6. **Identification of Components Repaired or Replaced and Replacement Components**

Name of Component	ASME,ASTM or AISI designation:	Name of Manufacture	Material Identification: M&E# ASP# P.O.#	Year built	Repaired Or Replaced	ASME Code Stamped Yes/No
1-AFW-S4025 Ret 3/13/01						
TAPER PIN	ASME# SA-193	GRINNELL	M&E# 30-024977	N/A	REPLACED	NO
PIN SLEEVE	GR-B7		ASP# 15148			

7. Hydrostatic NA Pneumatic NA Nomial Operating Pressure N/ANDE:

Pressure: psi Test Temperature F.

551-563

Description of Work: The snubber was repaired with a new taper pin , and an as found exam was done also. A VT-3 exam was done also.

Job Order/File: R0071866-13 **ISI CLASS** 2

CERTIFICATE OF COMPLIANCE

We certify that the statements made in the report are correct and this repair and/or replacement conforms to the rules of the ASME Code, Section XI repair or replacement.

Type Code Symbol Stamp NA

Certificate of Authorization No. NA Expiration Date NA

Signed: Dewayne Timmons Maint. Welding Supervisor Date 1-16-01
Owner or Owner's Designee, Title

CERTIFICATE OF INSERVICE INSPECTION

I, the undersigned, holding a valid commission issued by the National Board of Boiler Pressure Vessel Inspectors and the State or Providence of Michigan and employed by FMIC OF JOHNSTON RI.

have inspected the components described in this Owner's Report during the period 11-9-00 to 1-22-01, and state that to the best of my knowledge and belief, the Owner has performed examinations and taken corrective measures described in this Owner's Report in accordance with the requirements of the ASME Code, Section XI

By signing this certificate neither the Inspector nor his employer makes any warranty, expressed or implied, concerning the examinations and corrective measures described in this Owner's Report. Furthermore, neither the Inspector nor his employer shall be liable in any manner for any personal injury or property damage or of loss of any kind arising from or connected with this inspection.

M.R. McIntosh Commissions MICH 0055, EN 2 NIT
Inspector's Signature National Board, State, Province, Endorsements

Date: JAN 22 19 2001

552 - 563

FORM NIS-2 OWNER'S REPORT FOR REPAIRS OR REPLACEMENTS
As Required by the Provisions for the ASME Code Section XI

1. Owner: AMERICAN ELECTRIC POWER Date Performed: 11-06-00
P.O. Box 60 Fort Wayne IN 46801 Unit# 1
2. Plant: D.C.Cook Nuclear Power Plant Job Order# R0072160-01
One Cook Place, Bridgman, MI 49106 Component# 1-SV-107
3. Work Performed by: AEP/D.C. COOK Maintenance Department
4. Identification of System: CONTAINMENT SPRAY ADDITIVE SAFETY VALVE 1-SV-107
5. (a) Applicable Construction Code: ANSI-B31.1-1983 Ed. NO Add. Code Case: N/A
 (b) Applicable Edition of Section XI Utilized for Repairs or Replacements: 1989, No Addenda
6. Identification of Components Repaired or Replaced and Replacement Components

Name of Component	ASME,ASTM or AISI designation:	Name of Manufacture	Material Identification: M&E# ASP# P.O.#	Year built	Repaired Or Replaced	ASME Code Stamped Yes/No
1-SV-107						NO
5/8"-11UNC	SA-453 GR-660		M&E # 30-212290 ASP # 22380		REPLACED	NO
5/8"-11 NUT	ASME SA-194 GR-8F		M&E # 30-212090 ASP # 22381		REPLACED	NO
SPRING ASSEMBLY	CHROME/ALLOY SA-105		M&E # 30-037702 ASP # 24914		REPLACED	NO

7. Hydrostatic N/A Pneumatic N/A Nominal Operating Pressure N/A
 NDE: N/A Pressure: psi N/A Test Temperature F.

Description of work: Remove valve from system,perform safety valve setpoint test.Repair/replace parts s required.

553 - 563

Job Order/File: R-0072160-01

ISI Class 2

CERTIFICATE OF COMPLIANCE

We certify that the statements made in the report are correct and this repair and/or replacement conforms to the rules of the ASME Code, Section XI repair or replacement.

Type Code Symbol Stamp N/ACertificate of Authorization No. N/A Expiration Date N/A

Signed: Dewayne Timmons welding supervisor Date 2-12-01
Owner or Owner's Designee, Title

CERTIFICATE OF INSERVICE INSPECTION

I, the undersigned, holding a valid commission issued by the National Board of Boiler Pressure Vessel Inspectors and the State or Province of Michigan and employed by FMIC of Johnston R.I.

have inspected the components described in this Owner's Report during the period 1-6-00 to 2-12-01, and state that to the best of my knowledge and belief, the Owner has performed examinations and taken corrective measures described in this Owner's Report in accordance with the requirements of the ASME Code, Section XI

By signing this certificate neither the Inspector nor his employer makes any warranty, expressed or implied, concerning the examinations and corrective measures described in this Owner's Report. Furthermore, neither the Inspector nor his employer shall be liable in any manner for any personal injury or property damage or of loss of any kind arising from or connected with this inspection.

MR. Montepaugh Commissions Michigan, ENR NFI
Inspector's Signature National Board, State, Province, Endorsements

Date: Feb 12 19 2001

554-563

FORM NIS-2 OWNER'S REPORT FOR REPAIRS OR REPLACEMENTS
As Required by the Provisions for the ASME Code Section XI

1. Owner: AMERICAN ELECTRIC POWER Date Performed: 11-02-00
P.O. Box 60 Fort Wayne IN 46801 Unit# 1
2. Plant: D.C.Cook Nuclear Power Plant Job Order R0072607-02
One Cook Place, Bridgman, MI 49106 Component# 1-CS-325
3. Work Performed by: AEP/D.C. COOK Maintenance Department
4. Identification of System: CHARGING
5. (a) Applicable Construction Code: ANSI-B31.1-1983 Ed. NO Add., Code Case: N/A
 (b) Applicable Edition of Section XI Utilized for Repairs or Replacements: 1989, No Addenda
6. **Identification of Components Repaired or Replaced and Replacement Components**

Name of Component	ASME,ASTM or AISI designation:	Name of Manufacture	Material Identification: M&E# ASP# P.O.#	Year built	Repaired Or Replaced	ASME Code Stamped Yes/No
1-CS-325						
CHECK VALVE 2" 1500LB CLASS Y PISTON	ASME# SA-182-88 GR-316	Conval	M&E # 30-035085- ASP # 24921 PO# 10984	N/A	Replaced	No

7. Hydrostatic N/A Pneumatic N/A Nominal Operating Pressure N/A
 NDE: VT-2 Pressure: psi N/A Test Temperature F.

Description of work: Disassemble and Replace Parts as needed. VT-2 was performed under Job Order R72394-01.

555-563

Job Order/File: R0072607-02

ISI Class1

CERTIFICATE OF COMPLIANCE

We certify that the statements made in the report are correct and this repair and/or replacement conforms to the rules of the ASME Code, Section XI repair or replacement.

Type Code Symbol Stamp NACertificate of Authorization No. NA Expiration Date NA

Signed: Dewayne Timmons, welding supervisor Date 2-19-01
Owner or Owner's Designee, Title

CERTIFICATE OF INSERVICE INSPECTION

I, the undersigned, holding a valid commission issued by the National Board of Boiler Pressure Vessel Inspectors and the State of Michigan and employed by FMIC of Johnston R.I.

have inspected the components described in this Owner's Report during the period 11-1-00 to 02-20-01, and state that to the best of my knowledge and belief, the Owner has performed examinations and taken corrective measures described in this Owner's Report in accordance with the requirements of the ASME Code, Section XI

By signing this certificate neither the Inspector nor his employer makes any warranty, expressed or implied, concerning the examinations and corrective measures described in this Owner's Report. Furthermore, neither the Inspector nor his employer shall be liable in any manner for any personal injury or property damage or of loss of any kind arising from or connected with this inspection.

M. H. Minter Commissions Mich 0055, EN & N & I
Inspector's Signature National Board, State, Province, Endorsements

Date: Feb 20 19 2001

556-563

FORM NIS-2 OWNER'S REPORT FOR REPAIRS OR REPLACEMENTS

As Required by the Provisions for the ASME Code Section XI

1. Owner: AMERICAN ELECTRIC POWER Date Performed: 12-30-98
P.O. Box 60 Fort Wayne IN 46801 Unit# 1
2. Plant: D.C. Cook Nuclear Power Plant Job Order# R0086653-01
One Cook Place, Bridgman, MI 49106 Component# 1-AFW-S4033
3. Work Performed by: AEP/D.C. COOK Maintenance Department
4. Identification of System: PIPING SUPPORT
5. (a) Applicable Construction Code: ANSI B31.1, 1983 Ed. NO Add. Code Case: N/A
 (b) Applicable Edition of Section XI Utilized for Repairs or Replacements: 1989, No Addenda
6. Identification of Components Repaired or Replaced and Replacement Components

Name of Component	ASME, ASTM or AISI designation:	Name of Manufacture	Material Identification: M&E# ASP# P.O.#	Year built	Repaired Or Replaced	ASME Code Stamped Yes/No
1-AFW-S4033						
TIE ROD	ASTM# A-563	GRINNELL	TEMP# 00-009543	N/A	REPLACED	NO
NUTS	GR-A		ASP# 20836			

7. Hydrostatic NA Pneumatic NA Nominal Operating Pressure N/A NDE:N/A Pressure: psi Test Temperature F.

557-563

Description of Work: The snubber was rebuilt using a new tie rod nuts work was accomplished on R86653-02. The snubber was removed tested and reinstalled on JO R86653-01. A VT-3 exam was done also.

Job Order/File: R0086653-01ISI CLASS 2**CERTIFICATE OF COMPLIANCE**

We certify that the statements made in the report are correct and this repair and/or replacement conforms to the rules of the ASME Code, Section XI repair or replacement.

Type Code Symbol Stamp NACertificate of Authorization No. NA Expiration Date NA

Signed: Dewayne Timmons Maint. Welding Supervisor Date 2-12-01
Owner or Owner's Designee, Title

CERTIFICATE OF INSERVICE INSPECTION

I, the undersigned, holding a valid commission issued by the National Board of Boiler Pressure Vessel Inspectors and the State or Providence of Michigan and employed by FMIC OF JOHNSTON RI.

have inspected the components described in this Owner's Report during the period 12-11-98 to 2-13-01, and state that to the best of my knowledge and belief, the Owner has performed examinations and taken corrective measures described in this Owner's Report in accordance with the requirements of the ASME Code, Section XI

By signing this certificate neither the Inspector nor his employer makes any warranty, expressed or implied, concerning the examinations and corrective measures described in this Owner's Report. Furthermore, neither the Inspector nor his employer shall be liable in any manner for any personal injury or property damage or of loss of any kind arising from or connected with this inspection.

MA Minterpaul Commissions MICHIGAN, END NFI
Inspector's Signature National Board, State, Province, Endorsements

Date: FEB 13 19 2001

558-563

FORM NIS-2 OWNER'S REPORT FOR REPAIRS OR REPLACEMENTS
As Required by the Provisions for the ASME Code Section XI

1. Owner: AMERICAN ELECTRIC POWER Date Performed: 10-18-00
P.O. Box 60 Fort Wayne IN 46801 Unit# 1
2. Plant: D.C.Cook Nuclear Power Plant Job Order# R0096742-01
One Cook Place, Bridgman, MI 49106 Component# 1-GRC-S582
3. Work Performed by: AEP/D.C. COOK Maintenance Department
4. Identification of System: PIPING SUPPORT
5. (a) Applicable Construction Code: ANSI B31.1, 1983 Ed. NO Add., Code Case: N/A
(b) Applicable Edition of Section XI Utilized for Repairs or Replacements: 1989, No Addenda
6. Identification of Components Repaired or Replaced and Replacement Components

Name of Component	ASME, ASTM or AISI designation:	Name of Manufacture	Material Identification: M&E# ASP# P.O.#	Year built	Repaired Or Replaced	ASME Code Stamped Yes/No
1-GRC-S582						
TAPER PIN	.Grinnell Fig 312 For Fig # 200/201	GRINNELL	M&E# 30-024975 ASP# 13571	N/A	REPLACED	NO
Modification KIT "A"	GRINNELL FIG 200/201	GRINNELL	M&E # 30-040550 ASP # 20905	N/A	REPLACED	NO
PLUG CYL. FILL PORT W-O/RING	GRINNELL		M&E # 30-024993 ASP # 17503	N/A	REPLACED	NO

7. Hydrostatic NA Pneumatic NA Nomial Operating Pressure N/ANDE:

Pressure: psi Test Temperature F.

559-563

Description of Work: The snubber was repaired using a new load pin & a VT-3 exam was done under this JOA#. Also a "A" modification kit was installed under R14648-01..

Job Order/File: R0096742-01 ISI CLASS 1

CERTIFICATE OF COMPLIANCE

We certify that the statements made in the report are correct and this repair and/or replacement conforms to the rules of the ASME Code, Section XI repair or replacement.

Type Code Symbol Stamp NA

Certificate of Authorization No. NA Expiration Date NA

Signed: Dewayne Timmons Maint. Welding Supervisor Date 2-2-01
Owner or Owner's Designee, Title

CERTIFICATE OF INSERVICE INSPECTION

I, the undersigned, holding a valid commission issued by the National Board of Boiler Pressure Vessel Inspectors and the State or Providence of Michigan and employed by FMIC OF JOHNSTON RI.

have inspected the components described in this Owner's Report during the period 10-27-00 to 2-2-1, and state that to the best of my knowledge and belief, the Owner has performed examinations and taken corrective measures described in this Owner's Report in accordance with the requirements of the ASME Code, Section XI

By signing this certificate neither the Inspector nor his employer makes any warranty, expressed or implied, concerning the examinations and corrective measures described in this Owner's Report. Furthermore, neither the Inspector nor his employer shall be liable in any manner for any personal injury or property damage or of loss of any kind arising from or connected with this inspection.

MR. [Signature] Commissions MICH 0055, END N&I
Inspector's Signature National Board, State, Province, Endorsements

Date: FEB 2 19 2001

FORM NIS-2 OWNER'S REPORT FOR REPAIRS OR REPLACEMENTS
As Required by the Provisions for the ASME Code Section XI

1. Owner: AMERICAN ELECTRIC POWER Date Performed: 09-25-00
P.O. Box 60 Fort Wayne IN 46801 Unit# 1
2. Plant: D.C.Cook Nuclear Power Plant Job Order# R0102518-01
One Cook Place, Bridgman, MI 49106 Component# 1-AFW-S4023
3. Work Performed by: AEP/D.C. COOK Maintenance Department
4. Identification of System: FEEDWATER
5. (a) Applicable Construction Code: ANSI B31.1, 1983 Ed. NO Add., Code Case: N/A
 (b) Applicable Edition of Section XI Utilized for Repairs or Replacements: 1989, No Addenda
6. Identification of Components Repaired or Replaced and Replacement Components

Name of Component	ASME,ASTM or AISI designation:	Name of Manufacture	Material Identification: M&E# ASP# P.O.#	Year built	Repaired Or Replaced	ASME Code Stamped Yes/No
1-AFW-S4023						
MODIFICATION KIT A"	GRINELL FIG 200/201 (A) KIT	GRINNEL	M&E# 30-040551 ASP# 22790	N/A	REPLACED	NO

7. Hydrostatic NA Pneumatic NA Nominal Operating Pressure N/ANDE

Pressure: psi VT-3 Test Temperature F.

561-563

Description of Work: The snubber was repaired using a (A) modification kit. A VT-3 exam was done also.

Job Order/File: R0102518-01 **ISI CLASS** 2

CERTIFICATE OF COMPLIANCE

We certify that the statements made in the report are correct and this repair and/or replacement conforms to the rules of the ASME Code, Section XI repair or replacement.

Type Code Symbol Stamp NA

Certificate of Authorization No. NA Expiration Date NA

Signed: Dewayne Timmons Maint. Welding Supervisor Date 2-20-01
Owner or Owner's Designee, Title

CERTIFICATE OF INSERVICE INSPECTION

I, the undersigned, holding a valid commission issued by the National Board of Boiler Pressure Vessel Inspectors and the State of Michigan and employed by FMIC OF JOHNSTON RI.

have inspected the components described in this Owner's Report during the period 7-13-00 to 02-20-01, and state that to the best of my knowledge and belief, the Owner has performed examinations and taken corrective measures described in this Owner's Report in accordance with the requirements of the ASME Code, Section XI

By signing this certificate neither the Inspector nor his employer makes any warranty, expressed or implied, concerning the examinations and corrective measures described in this Owner's Report. Furthermore, neither the Inspector nor his employer shall be liable in any manner for any personal injury or property damage or of loss of any kind arising from or connected with this inspection.

Mark Minterbaugh Commissions MICH 0055, END NBT
Inspector's Signature National Board, State, Province, Endorsements

Date: Feb 20 19 2001

562-563

FORM NIS-2 OWNER'S REPORT FOR REPAIRS OR REPLACEMENTS
As Required by the Provisions for the ASME Code Section XI

1. Owner: AMERICAN ELECTRIC POWER Date Performed: 10-12-00
P.O. Box 60 Fort Wayne IN 46801 Unit# 1
2. Plant: D.C.Cook Nuclear Power Plant Job Order# R0208566-01
One Cook Place, Bridgman, MI 49106 Component# 1-CS-328-L1
3. Work Performed by: AEP/D.C. COOK Maintenance Department
4. Identification of System: REACTOR COOLANT SYSTEM
5. (a) Applicable Construction Code: ANSI-B31.1-1983 ED NO Add., Code Case: N/A
 (b) Applicable Edition of Section XI Utilized for Repairs or Replacements: 1989, No Addenda
6. **Identification of Components Repaired or Replaced and Replacement Components**

Name of Component	ASME,ASTM or AISI designation:	Name of Manufacture	Material Identification: M&E# ASP# P.O.#	Year built	Repaired Or Replaced	ASME Code Stamped Yes/No
S-328-L1						
DISC ASSEMBLY	ASME SA-182 TYPE F-316	VELAN	M&E # 30-043790 ASP # 16711	N/A	REPLACED	NO

7. Hydrostatic N/A Pneumatic N/A Nominal Operating Pressure VT-2
 NDE: N/A Pressure: psi N/A Test Temperature F.

Description of work: Replaced disc assembly and welded lock wire in place. VT-2
performed under J.O.A. R72394-01

1

Signed: Dewayne Timmons, welding supervisor Date 2-28-01
Owner or Owner's Designee, Title

Date: Feb 28 ~~19~~ 2001

ATTACHMENT 2 TO C0301-04

COMMITMENTS

The following table identifies those actions committed to by Indiana Michigan Power company (I&M) in this submittal. Other actions discussed in the submittal represent intended or planned actions by I&M. They are described to the Nuclear Regulatory Commission (NRC) for the NRC's information and are not regulatory commitments.

Commitment	Date
I&M will provide the NIS-2 forms for 1-SV-45A, 1-SV-45B and 1-SV-45C.	September 30, 2001