



March 22, 2001

C0301-04
10 CFR 50.55a

Docket No.: 50-315

U.S. Nuclear Regulatory Commission
ATTN: Document Control Desk
Mail Stop O-P1-17
Washington, DC 20555-0001

Donald C. Cook Nuclear Plant Unit 1
NIS-1 REPORT FOR INSERVICE INSPECTION (ISI) ACTIVITIES

Attachment 1 to this letter contains a copy of the NIS-1 Report for ISI activities performed at Donald C. Cook Nuclear Plant Unit 1, State of Michigan, National Board Number 20761 (Mich. M-09672-M), located in Bridgman, Michigan. The plant is owned by Indiana Michigan Power Company, P.O. Box 60, Fort Wayne, IN, 46801.

The unit's commercial service date is August 23, 1975, and the Authorized Code Inspector is Mr. M. K. Muterspaugh, who is employed by Factory Mutual Insurance Company of Johnston, Rhode Island.

The examinations, tests, replacements, and repairs performed, conditions observed, and corrective measures taken are summarized in the attached report. ISI activities were performed in accordance with the rules and requirements of ASME Code Section XI, 1989, and 1992 Editions as applicable.

During the preparation of the report, documentation required to complete the NIS-2 forms for three components, 1-SV-45A, 1-SV-45B, and 1-SV-45C could not be located. The NIS-2 forms for these components will be submitted by September 30, 2001. Attachment 2 documents this commitment.

A047

Should you have any questions, please contact Mr. Ronald Gaston, Manager of Regulatory Affairs at (616) 697-5020

Sincerely,

A handwritten signature in black ink, appearing to read "S. A. Greenlee", with a stylized, flowing script.

S. A. Greenlee

Director of Design Engineering and Regulatory Affairs

/jen

Attachment

c: J. E. Dyer
MDEQ - DW & RPD, w/o attachment
NRC Resident Inspector
R. Whale, w/o attachment

ATTACHMENT 1 TO C0301-04

NIS-1 REPORT FOR INSERVICE INSPECTION ACTIVITIES
PERFORMED AT DONALD C. COOK NUCLEAR PLANT UNIT 1

SUMMARY REPORT
FOR THE
DONALD C. COOK NUCLEAR PLANT
UNIT 1
1998 REFUELING OUTAGE

INDIANA MICHIGAN POWER COMPANY
DONALD C. COOK NUCLEAR PLANT, UNIT 1,
BRIDGMAN MI.
COMMERCIAL SERVICE DATE August 23, 1975

Report for Inspection Period
From April 28, 1997 to December 22, 2000

March 14, 2001

Prepared by: Roy E. Hall
Roy Hall
(ISI Program Coordinator)

Date: 3/14/01

Reviewed by: Greg Tucker
Greg Tucker
(ISI Supervisor)

Date: 3/14/01

2-2
1-1
REV
SH/01

INDIANA MICHIGAN POWER COMPANY
DONALD C. COOK NUCLEAR PLANT, UNIT 1
BRIDGMAN MI.
COMMERCIAL SERVICE DATE 8/23/1975

Report of Inservice Inspections
From April 28, 1997 to December 22, 2000

TABLE OF CONTENTS

Section 1	Introduction
Section 2	NIS-1 Inservice Inspection Summary Report
Section 3	Abstract of Examinations, Results, and Corrective Actions for Class 1 and Class 2 Components
Section 4	Abstract of System Pressure Tests Results
Section 5	Snubber Tests
Section 6	Abstract of Examinations, Results, and Corrective Actions for ASME Section XI, Subsections IWE AND IWL
Section 7	Abstract of Examinations, Results and Corrective Actions for Steam Generator Eddy Current Examinations
Section 8	NIS-2 Repair and Replacement Reports Index
Section 9	NIS-2 Repair and Replacement Reports

1 - 1

INDIANA MICHIGAN POWER COMPANY
DONALD C. COOK NUCLEAR PLANT, UNIT 1,
BRIDGMAN MI.
COMMERCIAL SERVICE DATE 8/23/1975

SECTION 1

INTRODUCTION

This report summarizes the Inservice Inspection activities performed at the Donald C. Cook Nuclear Plant, Unit 1, for the period of April 28, 1997 through December 22, 2000. This report addresses examinations and activities associated with the Third 10-Year Interval, First Inspection Period, Second Outage, Refueling Outage 1998 (RFO98). These activities were performed in accordance with the requirements of the ASME Boiler and Pressure Vessel Code, Section XI, Rules for Inservice Inspection of Nuclear Power Plant Components. As of July 1, 1996, the third ten-year inspection interval began and the applicable code of record for ISI activities then became the ASME Section XI, 1989 and 1992 Editions as applicable.

The purpose of this report is to satisfy the requirements of IWA-6000 for the submittal of an Inservice Inspection Summary Report at the completion of each refueling outage. Examination and tests conducted since the preceding summary report (April 27, 1997) are included in this report. Repairs and replacements are also included in this report per the requirements of the 1989 Edition of ASME Section XI, IWA-6220.

Contents of this report have been reviewed and verified correct with supporting documentation available at the plant for review if required.

INDIANA MICHIGAN POWER COMPANY
DONALD C. COOK NUCLEAR PLANT, UNIT 1
BRIDGMAN MI.
COMMERCIAL SERVICE DATE 8/23/1975

SECTION 2

NIS-1 INSERVICE INSPECTION SUMMARY REPORT

FORM NIS-1 OWNERS' DATA REPORT FOR INSERVICE INSPECTIONS

As required by the Provisions of the ASME Code Rules

1. Owner: Indiana Michigan Power Co., PO Box 60, Ft. Wayne, IN 46801
(Name and Address of Owners)
2. Plant: Donald C. Cook Nuclear Plant, One Cook Place, Bridgman, MI 49106
(Name and Address of Plant)
3. Plant Unit: ONE
4. Owner Certification of Authorization (if required): N/A
5. Commercial Service Date: 8/23/1975
6. National Board Number for Unit: 1- 20761 (Mich. M-09672-M)

7. Components Inspected

Component or Appurtenance	Manufacturer or Installer	Manufacturer or Installer Serial Number	State or Province Number	National Board Number
Boron Injection Tk	Strothers Wells Corp.	Spin No. AMP-SIATBI-01	-	13344
Containment	Graver	-	-	-
Pipe Hangers and Supports	Grinnel	-	-	-

8. Examination Dates 4/28/1997 To 12/22/20009. Inspection Period Identification: First10. Inspection Interval Identification: Third11. Applicable Edition of Section XI 1989 & 1992 Addenda N/A12. Date/Revision of Inspection Plan: 11/95 Rev. 0

13. Abstract of Examinations. Include a list of examinations and tests and a statement concerning status of work required for the Inspection Plan.

See Sections 3, 4, 5, 6, and 7

14. Abstract of Results of Examinations and Tests.

See Sections 3, 4, 5, 6 and 7

15. Abstract of Corrective Measures.

See Sections 3, 4, 5, 6, and 7

We certify that a) the statements made in this report are correct, b) the examinations and tests meet the Inspection Plan as required by the ASME Code,

Section XI, and c) corrective measures taken conform to the rules of the ASME Code, Section XI.

Certificate of Authorization No. (if applicable) N/A Expiration Date N/A

Date 3/14, 2001 Signed Indiana Michigan Power Co. By Roy E. Hall
Owner

CERTIFICATE OF INSERVICE INSPECTION

I, the undersigned, holding a valid commission issued by the National Board of Boiler and Pressure Vessel Inspectors and the State or Province of Michigan and employed by F.M.I.C. of Johnston, RI have inspected the components described in this Owner's Report during the period 4/28/97 to 12/22/2000, and state that to the best of my knowledge and belief, the Owner has performed examinations and taken corrective measures described in this Owner's Report in accordance with the requirements of the ASME Code, Section XI.

By signing this certificate neither the inspector nor his employer makes any warranty, expressed or implied, concerning the examinations and corrective measures described in this Owner's Report. Furthermore, neither the Inspector nor his employer shall be liable in any manner for any personal injury or property damage or a loss of any kind arising from or connected with this inspection.

Michael A. Hutterpaugh Commissions Michigan 0055, Endorsements N&I
Inspector's Signature National Board, State, Province, and Endorsements

Date March 14 2001

INDIANA MICHIGAN POWER COMPANY
DONALD C. COOK NUCLEAR PLANT, UNIT 1
BRIDGMAN MI.
COMMERCIAL SERVICE DATE 8/23/1975

SECTION 3

ABSTRACT OF EXAMINATIONS, RESULTS, AND CORRECTIVE ACTIONS FOR
CLASS 1 AND CLASS 2 COMPONENTS

Inservice examinations were performed during the period April 28, 1997 to December 22, 2000. This report addresses examinations and activities associated with the Third 10-Year Interval, First Inspection Period, Second Outage, Refueling Outage 98 (RFO98). All examinations were in accordance with the 1989 Edition and 1992 Edition as applicable. This Outage began as a Forced Outage in September of 1997. After some time it was decided to remove the fuel from the reactor. Only late in the ensuing three years was refueling of the reactor determined to be required. Therefore, there were no significant inservice inspections scheduled during this time. All remaining examinations have been deferred to the 2002 RFO.

Examinations were scheduled and performed according to the Third Ten-Year Long Term Inservice Examination Plan for Class 1, 2, and 3 Systems and Components for Donald C. Cook Nuclear Plant, Unit 1. This is the currently approved ISI examination plan that identifies specific activities to be performed on a refueling outage basis. During RFO98, one Code Class 2 ultrasonic examination was performed.

Nondestructive examinations were performed by Framatome Technologies Inc. (FTI) and Indiana Michigan Power (IMP) personnel in accordance with procedures approved for use at the Cook Nuclear Plant.

All findings were dispositioned acceptable. Examinations also recorded ten items with evidence of boric acid residue on bolted connections. All were evaluated and either repaired or found acceptable by evaluation according to Code Case N-533.

The summary pages in this section list the scheduled examinations and tests performed and the results. In the following summary pages, "NOREC" is No Recordable Indications, "GEOM" is Geometric Indications, and "OTHER" is indications other than geometric indications.

EXAMINATION SUMMARY RECORD

COOK NUCLEAR PLANT, UNIT 1

SUMMARY #: 300918

SYSTEM/COMPONENT BORON INJECTION TANK MANWAY BOLTING

LINE/SUBASSEMBLY: MANWAY BOLTING

IDENTIFICATION: 1-BIT-MWY-BOLTING

NDE METHOD	PROCEDURE	NDE EXAM	EXAM RECORD	CALIBRATION RECORD	N O R	G E O	O T H	RESOLUTION RECORD	REMARKS
UT	54-151-127-R-1	UT	C0053608	C0053608	X	-	-	N/A	98RF - FTI JO C0053608

Prepared

RE Hall

Date:

03/12/2001

INDIANA MICHIGAN POWER COMPANY
DONALD C. COOK NUCLEAR PLANT, UNIT 1
BRIDGMAN MI.
COMMERCIAL SERVICE DATE 8/23/1975

SECTION 4

ABSTRACT OF SYSTEM PRESSURE TESTS RESULTS

Inservice Inspection System Pressure Tests were performed during the period April 28, 1997 to December 22, 2000. These tests were performed in accordance with the requirements of ASME Section XI, 1989 and 1992 Editions, Articles IWA-5000, IWB-5000, IWC-5000, IWD-5000 and Code Case N-533, as applicable.

Pressure tests for portions of systems identified below were performed during this outage. The remainder of the pressure tests for the period will be performed in conjunction with functional tests, inservice operation, and special procedures as applicable. No pressure boundary through wall leaks were identified.

Reactor Coolant System
Safety Injection System
Chemical Volume Control System
Station Drainage
Auxiliary Feedwater
Main Steam
Main Feedwater

INDIANA MICHIGAN POWER COMPANY
 COOK NUCLEAR PLANT, BRIDGMAN, MI.
 UNIT 1 COMMERCIAL SERVICE DATE 8/23/1975

SECTION 5

ABSTRACT OF SNUBBER EXAMINATION AND TEST RESULTS
 AND CORRECTIVE ACTIONS

Snubber examinations and functional testing were performed in conjunction with the maintenance procedures implemented to satisfy technical specification surveillance requirements. Provided is a summary of the as-found visual examinations and as-found functional test results.

Snubber Attachments, VT-3 Visual Examinations

Snubber No.	Exam Date	Job Order No.	Results
1-GRC-S519	11/11/00	R71789	Acceptable
1-GRC-S537	10/18/99	C51830-01	Acceptable
1-GRC-S538	11/11/00	R71789	Acceptable
1-GRC-S555	9/4/98	R56018	Acceptable
1-GRC-S562	10/11/99	C51830-02	Acceptable
1-GRC-S564	8/8/00	R9812	Acceptable
1-GRC-S566	10/5/99	C51830-03	Acceptable
1-GRC-S573	10/19/00	R9813	Acceptable
1-GRC-S575	10/7/99	C51830-05	Acceptable
1-GRC-S582	11/7/00	R96742	Acceptable
1-GRC-S587	10/30/00	R49779	Acceptable
1-GRC-S592	8/9/00	R14681	Acceptable
1-GRC-S594	11/11/00	R71789	Acceptable
1-GRC-S596	10/30/00	C55874	Acceptable
1-GRC-S598	11/16/00	R71789	Acceptable
1-GRC-S599	11/24/00	R71789	Acceptable
1-GRC-S604	11/11/00	R71789	Acceptable
1-GRC-S608	11/11/00	R71789	Acceptable
1-GRC-S614	11/6/00	R90094	Acceptable
1-AFW-S4023	10/8/99	C51819-01	Acceptable
1-AFW-S4024-L	10/18/99	C51819-02	Acceptable
1-AFW-S4024-U	10/18/99	C51819-03	Acceptable
1-AFW-S4021	11/11/00	R71866	Acceptable
1-AFW-S4028-L	10/2/99	C51819-05	Acceptable
1-AFW-S4028-U	10/3/99	C51819-06	Acceptable
1-AFW-S4027	10/2/99	C51819-04	Acceptable
1-AFW-S4025	11/24/00	R71866	Acceptable
1-AFW-S4031	10/1/99	C51819-07	Acceptable
1-AFW-S4032-L	9/30/99	C51819-08	Acceptable
1-AFW-S4032-U	9/29/99	C51819-09	Acceptable

INDIANA MICHIGAN POWER COMPANY
 COOK NUCLEAR PLANT, BRIDGMAN, MI.
 UNIT 1 COMMERCIAL SERVICE DATE 8-23-1975

Snubber Attachments, VT-3 Visual Examinations
 (continued)

Snubber No.	Exam Date	Job Order No.	Results
1-AFW-S4029	11/11/00	R71866	Acceptable
1-AFW-S4036-L	10/26/99	C51819-11	Acceptable
1-AFW-S4036-U	10/26/99	C51819-12	Acceptable
1-AFW-S4035	10/25/99	C51819-10	Acceptable
1-AFW-S4033	11/11/00	R71866	Acceptable
1-GCCW-S309	10/7/98	R50095	Acceptable
1-GCCW-S837	10/7/98	R50095	Acceptable
1-GCCW-S838	10/7/98	R50095	Acceptable
1-GCCW-S839	10/7/98	R50095	Acceptable
1-GBD-S573	8/7/98	R48897	Acceptable
1-GBD-S574	8/7/98	R48897	Acceptable
1-OME-3-1-HSD-3U	9/4/98	R14653	Acceptable
1-OME-3-1-HSD-3L	9/4/98	R14654	Acceptable
1-OME-3-1-HSD-1U	10/20/99	C51831-01	Acceptable
1-OME-3-1-HSD-1L	10/20/99	C51831-01	Acceptable
1-OME-3-2-HSD-3U	10/7/99	C51831-02	Acceptable
1-OME-3-2-HSD-3L	10/7/99	C51831-02	Acceptable
1-OME-3-2-HSD-1U	10/7/99	C51831-02	Acceptable
1-OME-3-2-HSD-1L	10/7/99	C51831-02	Acceptable
1-OME-3-3-HSD-3U	10/4/99	C51831-03	Acceptable
1-OME-3-3-HSD-3L	10/4/99	C51831-03	Acceptable
1-OME-3-3-HSD-1U	10/4/99	C51831-03	Acceptable
1-OME-3-3-HSD-1L	10/4/99	C51831-03	Acceptable
1-OME-3-4-HSD-3U	10/26/99	C51831-04	Acceptable
1-OME-3-4-HSD-3L	10/26/99	C51831-04	Acceptable
1-OME-3-4-HSD-1U	9/2/98	R85787	Acceptable
1-OME-3-4-HSD-1L	9/4/98	R86769	Acceptable

INDIANA MICHIGAN POWER COMPANY
DONALD C. COOK NUCLEAR PLANT, UNIT 1
BRIDGMAN, MI.
COMMERCIAL SERVICE DATE 8-23-1975

Snubber Functional Tests

Snubber No.	Test Date	Job Order No.	Results	Remarks
1-GRC-S555	9/2/98	R56018	Failed	1 st 14% sample
1-GBD-S574	9/12/98	R14691	Pass	1 st 14% sample
1-GRC-S614	11/3/98	R14682	Pass	1 st 14% sample
1-AFW-S4021	10/31/98	R14683	Pass	1 st 14% sample
1-AFW-S4027	10/9/98	R9792	Pass	1 st 14% sample
1-AFW-S4035	10/13/98	R14685	Pass	1 st 14% sample
1-GRC-S596	11/20/98	R86648	Pass	1 st 14% sample
1-OME-3-1-HSD-1L	9/12/00	R30680	Pass	1 st 14% sample
1-OME-3-1-HSD-1U	9/12/00	R36193	Pass	1 st 14% sample
1-OME-3-4-HSD-1U	9/11/00	R88713	Pass	1 st 14% sample
1-AFW-S4033	12/30/98	R86653	Pass	Expanded Sample
1-GBD-S573	12/17/98	R14690	Pass	Expanded Sample
1-GRC-S582	8/24/99	R14680	Pass	Expanded Sample
1-GRC-S564	7/14/00	R9812	Pass	Expanded Sample
1-GRC S592	8/9/00	R14681	Pass	Expanded Sample
1-GRC-S537	9/16/00	C51830-05	Pass	2 nd 14% Sample
1-GRC-S562	8/25/00	C51830-06	Pass	2 nd 14% Sample
1-GRC-S566	11/2/00	C51830-08	Pass	2 nd 14% Sample
1-GRC-S573	10/20/00	R9813	Pass	2 nd 14% Sample
1-AFW-S4024-L	9/6/00	C51819-15	Pass	2 nd 14% Sample
1-AFW-S4031	8/31/00	C51819-19	Pass	2 nd 14% Sample
1-AFW-S4032-L	8/31/00	C51819-21	Pass	2 nd 14% Sample
1-OME-3-4-HSD-1L	9/11/00	R88714	Pass	2 nd 14% Sample
1-OME-3-4-HSD-3U	9/14/00	R71656	Pass	2 nd 14% Sample
1-OME-3-4-HSD-3L	9/14/00	R21065	Pass	2 nd 14% Sample
1-GRC-S555	11/21/00	R88788	Pass	Test due to failure
1-GRC-S575	10/22/00	C51830-07	Pass	Non-Tech Spec test
1-GRC-S587	10/27/00	R49779	Pass	Non-Tech Spec test
1-GRC S594	10/27/00	C55874-01	Pass	Non-Tech Spec test
1-GRC-S614	11/4/00	R90094	Pass	Non-Tech Spec test
1-AFW-S4023	9/26/00	R102518	Pass	Non-Tech Spec test
1-AFW-S4024-U	5/29/00	C51819-15	Pass	Non-Tech Spec test
1-AFW-S4028-L	8/9/00	C51819-17	Pass	Non-Tech Spec test
1-AFW-S4028-U	10/19/00	C51819-18	Pass	Non-Tech Spec test
1-AFW-S4027	10/19/00	C56556-01	Pass	Non-Tech Spec test
1-AFW-S4032-U	8/31/00	C51819-21	Pass	Non-Tech Spec test
1-AFW-S4036-L	10/14/00	C51819-23	Pass	Non-Tech Spec test
1-AFW-S4036-U	10/14/00	C51819-24	Pass	Non-Tech Spec test
1-AFW-S4035	10/14/00	C51819-22	Pass	Non-Tech Spec test

The minimum 14% Technical Specification required sample size consists of 7 small bore (Grinnell) and 3 large bore (Steam Generator) snubbers.

INDIANA MICHIGAN POWER COMPANY
DONALD C. COOK NUCLEAR PLANT, UNIT 1
BRIDGMAN MI.
COMMERCIAL SERVICE DATE 8/23/1975

SECTION 6

ABSTRACT OF EXAMINATIONS, RESULTS,
AND CORRECTIVE ACTIONS FOR
ASME SECTION XI, SUBSECTIONS IWE AND IWL

During the reporting period of April 28, 1997 to December 22, 2000, inservice inspections were performed on the Unit 1 Containment pressure retaining structure in accordance with Subsections IWE and IWL of ASME Section XI, 1992 Edition and 1992 Addenda, and 10 CFR 50.55a.

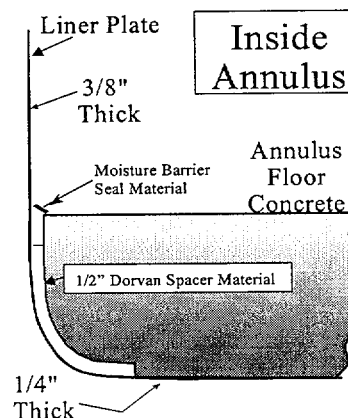
The following attachment provides a listing of the examinations performed, results, and corrective actions, if any were performed. A General Visual Examination was performed on all accessible surfaces of the Containment liner along with examinations performed in conjunction with coating repairs, and other repair/replacement activities.

An acceptance criteria providing the acceptable minimum thickness of the containment liner was established for the examination of the concrete-backed liner. The examination results were compared to the acceptance criteria. With the exception of the following, all results were within the established acceptance criteria and the areas did not require to be classified as an Augmented Examination area in accordance with IWE-1240.

LER 315/1998-011-03 (Unit 1): Liner Corrosion at the Elevation 598'-9 3/8"
Concrete Floor-to-Liner Joint Seal (inaccessible area)
NRC 0350 Issue No. 12


- **Type of Degradation**

During replacement of sections of the Elevation 598'-9 3/8" concrete floor-to-liner joint seal, liner corrosion was found in the area of the joint seal when the seal material was removed. The corrosion existed for nearly the full length of the moisture barrier.



- Extent of Degradation**

The entire joint seal material was removed to allow access to the liner plate for examinations. Measurements of the corrosion depth was taken and compared to ultrasonic thickness measurements were taken in selected areas to determine remaining wall thickness. To determine the extent, concrete was excavated in areas where the corrosion was more severe. After excavation and examination of the liner, it was determined that the most severe corrosion was found in the area of the seal material.



The following are corrosion areas in Unit 1 that were noted to be greater than .125" in depth. Note¹: UT Avg.=(Average of UT Thickness readings)-(UT instrument uncertainty (.005"))

Area	Location	Meas. Below Grade	Depth	UT Plate Thk.	UT Avg. ¹ - Depth
Concrete-Col. 1	77.75" from C. 1	3.25"	.141"	.401"/.397"	.253"
Concrete-Col. 1	80.6" from C. 1	2.5"	.141"	.399"/.397"	.252"
Concrete-Col. 1	84.5" from C. 1	2.88"	.141"	.398"/.396"	.251"
Concrete-Col. 1	97.13" from C. 1	2.13"	.141"	.390"/.400"	.249"
Concrete-Col. 1	109" from C. 1	3.88"	.156"	.405"/.402"	.242"
Concrete-Col. 1	112.25" from C. 1	2.75"	.156"	.404"/.402"	.242"
Concrete-Col. 1	112" from C. 1	9.5"	.141"	.404"/.402"	.257"
Concrete-Col. 1	114.5" from C. 1	2"	.141"	.396"/.406"	.255"
Col. 5-6	124.5" from C. 5	1.25"	.141"	.389"/.392"	.244"
Col. 7-8	49" from C. 7	1"	.141"	.392"/.385"	.242"
Col. 7-8	75.25" from C. 7	1.25"	.141"	.391"/.388"	.243"
Col. 10-11	25.4" from C.11	1.25"	.141"	.393"/.396"	.248"
Col. 10-11	26.5" from C.11	1.5"	.156"	.389"/.393"	.230"
Col. 10-11	28.5" from C.11	2.13"	.156"	.387"/.390"	.227"
Col. 10-11	54" from C. 11	3"	.141"	.400"/.396"	.252"
Col. 10-11	68.5" from C. 11	3.25"	.156"	.388"/.389"	.227"
Col. 10-11	74.75" from C. 11	2.25"	.141"	.386"/.387"	.240"
Col. 10-11	77.75" from C. 11	1.75"	.141"	.393"/.388"	.244"
Col. 10-11	78.5" from C. 11	2.5"	.141"	.386"/.389"	.241"
Col. 11-12	1.5" from C. 12	1.5"	.156"	.393"/.394"	.232"
Col. 12-13	.5" from C. 12	1.5"	.141"	.399"/.397"	.252"
Col. 12-13	4.5" from C. 12	1.5"	.141"	.397"/.397"	.251"
Col. 12-13	14.5" from C. 12	1.5"	.156"	.398"/.402"	.239"
Col. 12-13	22" from C. 12	2"	.156"	.401"/.399"	.239"
Col. 12-13	44" from C. 12	1.25"	.141"	.402"/.403"	.256"
Col. 12-13	129.5" from C. 12	1.5"	.141"	.385"/.389"	.241"
Col. 12-13	150" from C. 12	1.25"	.172"	.393"/.391"	.215"

Area	Location	Meas. Below Grade	Depth	UT Plate Thk.	UT Avg. ¹ - Depth
Col. 13-14	12" from C. 13	1.25"	.156"	.399"/.396"	.236"
Col. 13-14	13" from C. 13	1.25"	.156"	.393"/.400"	.235"
Col. 13-14	14" from C. 13	1.25"	.156"	.393"/.400"	.235"
Col. 13-14	15" from C. 13	1.13"	.156"	.390"/.398"	.233"
Col. 13-14	136" from C. 13	1.5"	.156"	.386"/.383"	.223"
Col. 15-16	16.5" from C. 16	.75"	.141"	.389"/.407"	.252"
Col. 15-16	30" from C. 16	.75"	.156"	.405"/.407"	.245"
Col. 16-17	10.5" from C. 16	.25"	.156"	.411"/.405"	.247"
Col. 16-17	12.5" from C. 16	.25"	.156"	.406"/.406"	.245"
Col. 16-17	14" from C. 16	.25"	.141"	.406"/.406"	.260"
Col. 17-18	11" from C. 18	2.38"	.141"	.389"/.400"	.248"
Col. 17-18	32.5" from C. 18	2.5"	.141"	.393"/.395"	.248"
Col. 17-18	35" from C. 18	2.25"	.141"	.393"/.399"	.250"
Col. 17-18	45.25" from C. 18	2.75"	.156"	.398"/.393"	.234"
Col. 17-18	51.5" from C. 18	2"	.141"	.394"/.388"	.245"
Col. 17-18	51.75" from C. 18	2"	.156"	.394"/.388"	.230"
Col. 18-19	67" from C. 18	.5"	.141"	.394"/.397"	.249"
Col. 18-19	67" from C. 18	2.88"	.156"	.394"/.397"	.234"
Col. 18-19	91.75" from C. 18	2.75"	.141"	.408"/.399"	.257"
Col. 19-20	44" from C. 20	2"	.141"	.399"/.394"	.250"
Col. 19-20	50.5" from C. 20	2"	.141"	.393"/.397"	.248"
Col. 19-20	51.5" from C. 20	1.63"	.141"	.397"/.397"	.251"
Col. 19-20	52.25" from C.20	2"	.141"	.397"/.397"	.251"
Col. 19-20	55" from C. 20	2.38"	.156"	.386"/.397"	.230"
Col. 19-20	56" from C. 20 (3 pits)	1.63"	.141"	.394"/.400"	.251"
Col. 19-20	56" from C. 20	2"	.172"	.394"/.400"	.220"
Col. 19-20	57" from C. 20	1.5"	.156"	.395"/.396"	.234"
Col. 19-20	57" from C. 20	3.13"	.172"	.395"/.396"	.218"
Col. 19-20	83.5" from C. 20	.63"	.141"	.397"/.396"	.250"
Col. 23-24	17" from C. 23	1.25"	.156"	.380"/.388"	.223"
Col. 23-24	18.5" from C. 23	1.25"	.141"	.382"/.392"	.241"
Col. 26-27	15" from C. 26	.88"	.172"	.396"/.400"	.221"
Col. 26-27	40" from C. 26	1"	.141"	.381"/.391"	.240"
Col. 26-27	42.5" from C. 26	.75"	.141"	.391"/.395"	.247"

- Conditions That Led To The Degradation**

Deterioration of the seal material resulted in moisture penetrating the seal area causing a corrosive environment at the liner. The seal material was installed during construction approximately twenty-five years ago.

- **Evaluation**

The concrete excavations and the seal material removal allowed for an extensive investigation of the condition. A structural evaluation was performed to accept the remaining liner thickness. (See LER 315/1998-011-03).

- **Corrective Actions**

Since the remaining liner thickness was evaluated to be acceptable, repair of the liner was not required. The concrete floor-to-liner seal was replaced with a new improved design intended to keep water away from the liner.

In accordance with LER-98-011-03, periodic inspections will be performed on the moisture barrier including some moisture barrier excavation to examine the liner in the seal area for evidence of continuing corrosion.

- **Areas Susceptible to Similar Degradation**

The elevation 598' - 9 3/8" liner seal is unique in type, design, function, and service conditions. The seal, after installation in the construction phase, prevented any inspections or maintenance on the liner plate during operation of the plant.

INDIANA MICHIGAN POWER COMPANY
DONALD C. COOK NUCLEAR PLANT, UNIT 1
BRIDGMAN MI.
COMMERCIAL SERVICE DATE 8/23/1975

SECTION 7

ABSTRACT OF EXAMINATIONS, RESULTS
AND CORRECTIVE ACTIONS FOR
STEAM GENERATOR
EDDY CURRENT EXAMINATIONS

During the 1998 RFO, all four of the Steam Generators were replaced. Preservice Eddy Current examinations were performed, but no inservice Eddy Current examinations were required due to the replacement.

1-11

INDIANA MICHIGAN POWER COMPANY
DONALD C. COOK NUCLEAR PLANT, UNIT 1
BRIDGMAN MI.
COMMERCIAL SERVICE DATE 8/23/1975

SECTION 8

NIS-2 REPAIR AND REPLACEMENT INDEX

The Repair/Replacement documentation for the three components listed below was misplaced. All of the components received a VT-2 during Reactor Coolant System Full Pressure and Temperature Walkdown. Cook Nuclear Plant initiated Action Request A01061028 to track the retrieval and submittal of the documentation. The NIS-2s for these components will be submitted in an addendum to this report.

1. 1-SV-45A – Job Order R0072608 06, 1-SV-45A RMV/RPLC VLV For Setpoint Testing (VT-2 Completed under R72394 01)
2. 1-SV-45B – Job Order R0072609 06, 1-SV-45B RMV/RPLC VLV For Setpoint Testing (VT-2 Completed under R72394 01)
3. 1-SV-45C – Job Order R0072610 06, 1-SV-45C RMV/RPLC VLV For Setpoint Testing (VT-2 Completed under R72394 01)

Repairs and replacements Query

2-11

Status	CC	Job Order	VT-2	ISI	NIS-2	Description	Comments	Overall Stat
COMPL	2	00257009	01 Completed	None	Received	1-SI-183 REPAIR VALVE LEAK BY	VT-2 on 10/28/00	Completed
COMPL	2	00257017	03 Not Required	VT-3	Received	DCP-4724 ADD BELLEVILLE WASHERS 1-ASI-L49A/L43A		Completed
COMPL	2	00259006	01 Not Required	VT-3	Received	DCP-4789 MODIFY EXISTING SUPPORT 1-GMS-R829		Completed
COMPL	2	00259006	02 Not Required	VT-3	Received	DCP-4789 MODIFY EXISTING SUPPORT 1-GMS-R832		Completed
COMPL	1	00259059	01 Completed	None	Received	1-IMO-315, REPLACE VALVE STEM, IRREGULAR MACHINED	VT-2 on 11/29/00 Seal Weld removed and replaced.	Completed
COMPL	2	00273021	01 Not Required	None	Received	12-DCP-903 SEAL WELD 2" PIPE PLUGS UNIT 1 ANNULUS		Completed
COMPL	2	00291026	01 Completed	None	Received	1-SV-52, REPLACE VALVE, PERFORM PRESSURE TEST	VT-2 on 12/15/00	Completed
COMPL	2	00293050	01 Not Required	None	Received	1-LDCP-4863:INSTALL GAMMA PLUGS TO MAIN STEAM LINE		Completed
COMPL	2	00299024	01 Not Required	VT-3	Received	PERFORM WELD BUILDUP ON VARIOUS WELDS PER WR		Completed
COMPL	2	00299070	01 Not Required	VT-3	Received	PERFORM WELD BUILDUP ON VARIOUS WELDS PER WR		Completed
COMPL	2	00333077	01 Not Required	VT-3	Received	RESTORE 1-GSI-R38 TO DESIGN		Completed
COMPL	2	C0009272	01 Not Required	VT-3	Received	MM300 INSTALL GRINNELL CONFIG."A" KIT ON SNUBBER		Completed
COMPL	2	C0034027	03 Not Required	None	Received	1-IF1-310-V2, REPLACE STEM ASSEMBLY		Completed
COMPL	1	C0035767	01 Not Required	None	Received	INSTALL WELDED PLUG IN SG12 HOT LEG	Work by FTI	Completed
COMPL	2	C0040467	01 Not Required	VT-3	Received	DCP116 FAB/INSTALL U1 AUX BLD PIPE SUPPORTS		Completed
COMPL	2	C0040467	02 Not Required	VT-3	Received	DCP116 FAB/INSTALL U1 AUX BLD PIPE SUPPORTS		Completed
COMPL	2	C0040467	02 Not Required	VT-3	Received	DCP116 FAB/INSTALL U1 AUX BLD PIPE SUPPORTS		Completed
COMPL	2	C0040467	02 Not Required	VT-3	Received	DCP116 FAB/INSTALL U1 AUX BLD PIPE SUPPORTS		Completed
COMPL	2	C0040467	02 Not Required	VT-3	Received	DCP116 FAB/INSTALL U1 AUX BLD PIPE SUPPORTS		Completed
COMPL	2	C0040467	02 Not Required	VT-3	Received	DCP116 FAB/INSTALL U1 AUX BLD PIPE SUPPORTS		Completed
COMPL	2	C0040467	02 Not Required	VT-3	Received	DCP116 FAB/INSTALL U1 AUX BLD PIPE SUPPORTS		Completed
COMPL	2	C0040467	07 Not Required	VT-3 PT	Received	DCP116 MODIFY U1 AUX BLD LARGE BORE PIPE SUPPORTS		Completed
COMPL	2	C0040467	07 Not Required	VT-3 PT	Received	DCP116 MODIFY U1 AUX BLD LARGE BORE PIPE SUPPORTS		Completed
COMPL	2	C0040467	07 Not Required	VT-3 PT	Received	DCP116 MODIFY U1 AUX BLD LARGE BORE PIPE SUPPORTS		Completed
COMPL	2	C0040467	07 Not Required	VT-3 PT	Received	DCP116 MODIFY U1 AUX BLD LARGE BORE PIPE SUPPORTS		Completed

3-11

Status	CC	Order	VT-2	ISI	NIS-2	Description	Comments	Call Stat
COMPL	2	C0040467	08	Not Required	None	Received	DCP116 MODIFY U1 AUX BLD LARGE BORE PIPE SUPPORTS	Completed
COMPL	2	C0040467	08	Not Required	None	Received	DCP116 MODIFY U1 AUX BLD LARGE BORE PIPE SUPPORTS	Completed
COMPL	2	C0040467	08	Not Required	None	Received	DCP116 MODIFY U1 AUX BLD LARGE BORE PIPE SUPPORTS	Completed
COMPL	2	C0040467	09	Not Required	VT-3 PT	Received	DCP116 MODIFY U1 AUX BLD LARGE BORE PIPE SUPPORTS	Completed
COMPL	2	C0040467	09	Not Required	VT-3 PT	Received	DCP116 MODIFY U1 AUX BLD LARGE BORE PIPE SUPPORTS	Completed
COMPL	2	C0040467	09	Not Required	VT-3 PT	Received	DCP116 MODIFY U1 AUX BLD LARGE BORE PIPE SUPPORTS	Completed
COMPL	2	C0040467	09	Not Required	VT-3 PT	Received	DCP116 MODIFY U1 AUX BLD LARGE BORE PIPE SUPPORTS	Completed
COMPL	2	C0040467	09	Not Required	VT-3 PT	Received	DCP116 MODIFY U1 AUX BLD LARGE BORE PIPE SUPPORTS	Completed
COMPL	2	C0040467	10	Not Required	VT-3	Received	DCP116 MODIFY U1 AUX BLD LARGE BORE PIPE SUPPORTS	Completed
COMPL	2	C0040467	10	Not Required	VT-3	Received	DCP116 MODIFY U1 AUX BLD LARGE BORE PIPE SUPPORTS	Completed
COMPL	2	C0040467	10	Not Required	VT-3	Received	DCP116 MODIFY U1 AUX BLD LARGE BORE PIPE SUPPORTS	Completed
COMPL	2	C0040467	11	Not Required	VT-3	Received	DCP116 MODIFY U1 AUX BLD LARGE BORE PIPE SUPPORTS	Completed
COMPL	2	C0040467	11	Not Required	VT-3	Received	DCP116 MODIFY U1 AUX BLD LARGE BORE PIPE SUPPORTS	Completed
COMPL	2	C0040467	12	Not Required	VT-3	Received	DCP116 MODIFY U1 AUX BLD LARGE BORE PIPE SUPPORTS	Completed
COMPL	2	C0040467	12	Not Required	VT-3	Received	DCP116 MODIFY U1 AUX BLD LARGE BORE PIPE SUPPORTS	Completed
COMPL	2	C0040467	12	Not Required	VT-3	Received	DCP116 MODIFY U1 AUX BLD LARGE BORE PIPE SUPPORTS	Completed
COMPL	2	C0040467	12	Not Required	VT-3	Received	DCP116 MODIFY U1 AUX BLD LARGE BORE PIPE SUPPORTS	Completed
COMPL	2	C0040467	13	Not Required	VT-3	Received	DCP116 MODIFY U1 AUX BLD LARGE BORE PIPE SUPPORTS	Completed
COMPL	2	C0040467	13	Not Required	VT-3	Received	DCP116 MODIFY U1 AUX BLD LARGE BORE PIPE SUPPORTS	Completed
COMPL	2	C0040467	13	Not Required	VT-3	Received	DCP116 MODIFY U1 AUX BLD LARGE BORE PIPE SUPPORTS	Completed
COMPL	2	C0040467	13	Not Required	VT-3	Received	DCP116 MODIFY U1 AUX BLD LARGE BORE PIPE SUPPORTS	Completed
COMPL	2	C0040467	13	Not Required	VT-3	Received	DCP116 MODIFY U1 AUX BLD LARGE BORE PIPE SUPPORTS	Completed
COMPL	2	C0040467	14	Not Required	VT-3	Received	DCP116 MODIFY U1 AUX BLD LARGE BORE PIPE SUPPORTS	Completed
COMPL	2	C0040467	14	Not Required	VT-3	Received	DCP116 MODIFY U1 AUX BLD LARGE BORE PIPE SUPPORTS	Completed
COMPL	2	C0040467	14	Not Required	VT-3	Received	DCP116 MODIFY U1 AUX BLD LARGE BORE PIPE SUPPORTS	Completed
COMPL	2	C0040467	15	Not Required	None	Received	DCP116 MODIFY U1 AUX BLD LARGE BORE PIPE SUPPORTS	Completed

4-11

Status	CC	Order	VT-2	ISI	NIS-2	Description	Comments	all Stat
COMPL	2	C0040467	15	Not Required	VT-3	Received	DCP116 MODIFY U1 AUX BLD LARGE BORE PIPE SUPPORTS	Completed
COMPL	2	C0040467	16	Not Required	VT-3	Received	DCP116 MODIFY U1 AUX BLD LARGE BORE PIPE SUPPORTS	Completed
COMPL	2	C0040743	02	Completed	None	Received	1-DCR-310 DISASSEMBLE VALVE TO REPAIR BONNET LEAK VT-2 on 4/25/97	Completed
COMPL	2	C0040743	11	Not Required	None	Received	1-DCR-310 DISASSEMBLE VALVE TO REPAIR BONNET LEAK	Completed
COMPL	2	C0040743	15	Completed	None	Received	1-DCR-310 WELD BUILDUP BODY OR VALVE REPLACEMENT VT-2 on 12/26/00	Completed
COMPL	2	C0040885	05	Not Required	None	Received	1-MRV-223 DISASSEMBLE AND REPAIR LEAKBY	Completed
COMPL	2	C0040887	05	Not Required	None	Received	1-MRV-233 DISASSEMBLE AND REPAIR LEAKBY	Completed
COMPL	2	C0041253	01	Not Required	VT-3	Received	1-GFW-L-113 INSTALL SHIM PER MDS-603 TO REDUCE GAP	Completed
COMPL	2	C0042141	02	Not Required	None	Received	CE-96-0205 1-IRV-310 INSTALL HEAVY DUTY SEAL	Completed
COMPL	2	C0042172	02	Not Required	None	Received	CE-96-0205 1-IRV-311 INSTALL HEAVY DUTY SEAL	Completed
COMPL	2	C0042178	02	Not Required	None	Received	1-IRV-320, INSTALL HEAVY DUTY SEAL, EE-99-0115	Completed
COMPL	2	C0042220	01	Not Required	None	Received	1-CS-440-3 DISASSEMBLE & REPAIR LEAKBY	Completed
COMPL	1	C0042256	05	Completed	VT-1/3	Received	SEAL WELD BODY/BONNET LEAK AT 1-CS-329-L1 VT-2 under R72394 01	Completed
COMPL	1	C0042256	07	Not Required	None	Received	1-CS-329-L1 FABRICATE NEW COVER STUDS	Completed
COMPL	1	C0042256	23	Not Required	None	Received	1-CS-328-L1 FABRICATE NEW COVER STUDS	Completed
COMPL	1	C0042425	03	Completed	None	Received	1-RC-112-L3 REPACK VALVE & REPAIR LOOSE HANDLE VT-2 under R72394 01	Completed
COMPL	2	C0042480	01	Completed	None	Received	DCP853 INSTALL PIPING AND SUPPORTS UP TO TIE-INS VT-2 on 10/17/97	Completed
COMPL	2	C0042480	01	Not Required	VT-3	Received	DCP853 INSTALL PIPING AND SUPPORTS UP TO TIE-INS	Completed
COMPL	2	C0042480	01	Not Required	VT-3	Received	DCP853 INSTALL PIPING AND SUPPORTS UP TO TIE-INS	Completed
COMPL	2	C0042537	02	Not Required	VT-3	Received	INSTALL SHIM PACK ON S.G. #1	Completed
COMPL	1	C0042731	01	Not Required	VT-3	Received	MM300 INSTALL GRINNELL CONFIG."A" KIT (1-GRC-S555)	Completed
COMPL	2	C0042738	01	Not Required	VT-3	Received	MM300 INSTALL GRINNELL CONFIG."A" KIT (1-GBD-S569)	Completed
COMPL	2	C0043213	01	Not Required	None	Received	1-CTS-105W DISASSEMBLE/INSPECT/REPAIR LEAKBY	Completed
COMPL	2	C0043767	01	Not Required	None	Received	DCP127 FAB U1 AUX BLD PIPE SUPPORTS	Completed
COMPL	2	C0043767	01	Not Required	None	Received	DCP127 FAB U1 AUX BLD PIPE SUPPORTS	Completed
COMPL	2	C0044134	01	Not Required	VT-3	Received	1- ASI-L-49A REPLACE MISSING NUT, REASSEMBLE HGR.	Completed
COMPL	2	C0044212	09	Not Required	None	Received	1-IFX-210-OR / REINSTALL SPOOL PIECE	Completed
COMPL	2	C0044389	14	Not Required	None	Received	DCP896 INSTALL SAFETY RELATED GLYCOL SUPPORTS	Completed

Status	CC	Order	VT-2	ISI	NIS-2	Description	Comments	Call Stat	
COMPL	2	C0044389	14	Not Required	None	Received	DCP896 INSTALL SAFETY RELATED GLYCOL SUPPORTS	Completed	
COMPL	2	C0044418	01	Not Required	None	Received	1-ASI-L-43A REPAIR BROKEN WELDS ON SUPPORT	Completed	
COMPL	2	C0045405	06	Completed	None	Received	DCP903 INSTALL PIPETS AND DRILL HOLES	VT-2 Exam performed under C45405-34 11/29/00	Completed
COMPL	2	C0045405	28	Completed	None	Received	DCP-903 REINSTALL NOZZLES AND THREADED PLUGS	VT-2 Exam performed under C45405-34 11/29/00	Completed
COMPL	2	C0045442	03	Not Required	None	Received	1-HE-18W INSTALL TUBESIDE WATERBOX COVER		Completed
COMPL	2	C0045627	13	Not Required	None	Received	DISASSEMBLE, INSPECT, REASSEMBLE PUMP		Completed
COMPL	1	C0045766	02	Completed	None	Received	1-NFA-230-OR REPLACE FLANGE GASKETS	VT-2 under R72394 01	Completed
COMPL	1	C0045766	13	Completed	None	Received	REPLACE FLANGE GASKET	VT-2 under R72394 01	Completed
COMPL	2	C0045801	09	Completed	None	Received	DCP-239 ROTATE 1-HE-18W TO FINAL POSITION AND SET	VT-2 on 12/2/00	Completed
COMPL	2	C0045801	11	Not Required	VT-3	Received	DCP-239 REINSTALL LATERAL GUIDES (BELLY BANDS)		Completed
COMPL	2	C0045801	12	Completed	None	Received	DCP-239 WELD ESW NOZZLES	VT-2 on 12/2/00	Completed
COMPL	2	C0045801	13	Completed	None	Received	DCP-239 WELD CTS NOZZLES	VT-2 on 12/2/00	Completed
COMPL	2	C0045801	15	Completed	None	Received	DCP-239 REINSTALL RELIEF VALVE AND PIPING	VT-2 on 12/2/00	Completed
COMPL	2	C0045801	32	Completed	None	Received	DCP-239 - REPLACE THERMOWELL FOR INST 1-ITI-220	VT-2 on 12/2/00	Completed
COMPL	2	C0045803	03	Not Required	None	Received	REMOVE BOAT SAMPLES		Completed
COMPL	2	C0045803	05	Not Required	None	Received	WELD EXCAVATED REGIONS ON MAIN STEAM PIPE.		Completed
COMPL	2	C0045848	06	Completed	None	Received	MANAGE CONTRACTOR FOR WELDING ACTIVITIES	VT-2 on 12/15/00	Completed
COMPL	2	C0045848	30	Not Required	None	Received	APPLY EXTERNAL REINFORCEMENT @ EXISTING WELD JOIN		Completed
COMPL	2	C0045855	01	Completed	None	Received	1-CTS-103E REPLACE VALVE BY WELDING	VT-2 on 11/8/00	Completed
COMPL	2	C0045855	07	Not Required	None	Received	1-CTS-103E MACHINE VALVE BONNET		Completed
COMPL	2	C0046046	01	Not Required	None	Received	1-CS-308S DISASSEMBLE/REPAIR VALVE AND REACHROD		Completed
COMPL	2	C0046088	01	Not Required	None	Received	1-RH-128E, REPAIR LEAKBY/-BONNET LEAK/HARD OPERATE		Completed
COMPL	2	C0047262	01	Not Required	PT	Received	12-DCP-265 FAB PIPE SUB ASSEMBLIES - EAST TRAIN	Pre-installation fabrication only.	Completed
COMPL	2	C0047300	03	Completed	PT	Received	DCP-265 INSTALL CTS FULL FLOW TEST PIPE / VALVES	UT - Unit 1 JOA is C47300-28 VT-2 on 11/8/00	Completed
COMPL	2	C0047300	06	Completed	PT	Received	DCP-265 INSTALL NEW TEST LOOP VALVES (EAST PP ROOM)	UT - Unit 1 JOA is C47300-28 VT-2 on 11/8/00	Completed
COMPL	2	C0047300	30	Completed	None	Received	DCP-265 INSTALL ORIFACE	VT-2 on 11/8/00	Completed
COMPL	2	C0047301	03	Completed	PT	Received	DCP-265 INSTALL CTS FULL FLOW TEST PIPE / VALVES	UT - Unit 1 JOA is C47300-28 VT-2 on 11/9/00	Completed
COMPL	2	C0047301	06	Completed	PT	Received	DCP-265 INSTALL NEW TEST LOOP VALVES (WEST PUMP RM)	UT - Unit 1 JOA is C47300-28 VT-2 on 11/9/00	Completed

6-11

Status	CC	Order	VT-2	ISI	NIS-2	Description	Comments	all Stat
COMPL	2	C0047342	01	Not Required	None	Received	1-QRV-251, REPAIR VALVE LEAKBY	Completed
COMPL	1	C0047437	05	Not Required	None	Received	1-NFA-220-OR, INSPECT & TIGHTEN OR REPLACE BOLTING	Completed
COMPL	2	C0047445	02	Not Required	None	Received	1-QRV-200 DISASSEMBLE/INSPECT FOR SEAT DAMAGE	Completed
COMPL	2	C0047767	01	Not Required	None	Received	1-TK-84, REPLACE MANWAY GASKET/BOLTING AND CLOSE	Completed
COMPL	2	C0047908	03	Not Required	None	Received	REMOVE ORIFICE & INSTALL BLANK PER T/M 12-99-02	Is a traveler needed? Completed
COMPL	2	C0048064	07	Not Required	None	Received	INSTALL CHANNEL HEAD	Completed
COMPL	2	C0048713	04	Completed	UT PT	Received	DCP-622 REPLACE VALVE 1-CS-534	VT-2 on 2/22/00 Completed
COMPL	2	C0048716	04	Completed	UT PT	Received	DCP-622 REPLACE VALVE 1-CS-535	VT-2 on 2/22/00 Completed
COMPL	2	C0048716	15	Not Required	UT PT	Received	DCP-622 EXCAVATE/REWELD PIPE TO CORRECT ALIGNMENT	Completed
COMPL	2	C0048717	04	Completed	UT PT	Received	DCP-622 REPLACE VALVE 1-CS-536	VT-2 on 2/22/00 Completed
COMPL	2	C0048910	01	Completed	None	Received	1-SI-120N DISASSEMBLE AND RERPAIR LEAK BY	Completed
COMPL	2	C0050418	03	Not Required	None	Received	REPLACE FLANGE GASKETS/BOLTING 1-CTS-21	Completed
COMPL	2	C0050418	04	Not Required	None	Received	REPLACE FLANGE GASKETS/BOLTING 1-CTS-22	Completed
COMPL	2	C0050418	05	Not Required	None	Received	REPLACE FLANGE GASKETS/BOLTING 1-CTS-23	Completed
COMPL	2	C0050418	06	Not Required	None	Received	REPLACE FLANGE GASKETS/BOLTING 1-CTS-24	Completed
COMPL	2	C0051584		Completed	None	Received	SGRP Containment Spray Piping Removal and Reinstallation	Completed
COMPL	1	C0051830	08	Not Required	VT-3	Received	1-GRC-S566: PERFORM FUNCTIONAL TEST AND REINSTALL	Completed
COMPL	2	C0052690	02	Not Required	None	Received	1-OME-3-1 MACHINE STEAM DOME MANWAY COVERS #11 S/	Completed
COMPL	2	C0052693	02	Not Required	None	Received	1-OME-3-4 MACHINE STEAM DOME MANWAY COVERS #14 S/	See C0052697 Completed
COMPL	2	C0052694		Completed	See Matrix	Received	REMOVE / REINSTALL SECONDARY SIDE PIPING S/G #1	Feedwater UT C52550 02 Main Steam UT C5255 Completed
COMPL	2	C0052695		Completed	See Matrix	Received	REMOVE / REINSTALL SECONDARY SIDE PIPING S/G #2	UT not required Completed
COMPL	2	C0052696		Completed	See Matrix	Received	REMOVE / REINSTALL SECONDARY SIDE PIPING S/G #3	UT not required Completed
COMPL	2	C0052696	08	Not Required	None	Received	DCP-305 MACHINE STUDS F/"Y-2" PER: FCN-305-R1-02	Completed
COMPL	2	C0052697		Completed	See Matrix	Received	REMOVE / REINSTALL SECONDARY SIDE PIPING S/G #4	UT not required Completed
COMPL	1	C0053315		Completed	See Matrix	Received	REMOVE / REINSTALL RCS PIPING FOR S/G #1	VT-2 under R72394 01 Completed
COMPL	1	C0053316		Completed	See Matrix	Received	REMOVE / REINSTALL RCS PIPING FOR S/G #2	VT-2 under R72394 01 Completed
COMPL	1	C0053317		Completed	See Matrix	Received	REMOVE / REINSTALL RCS PIPING FOR S/G #3	VT-2 under R72394 01 Completed
COMPL	1	C0053318		Completed	See Matrix	Received	REMOVE / REINSTALL RCS PIPING FOR S/G #4	VT-2 under R72394 01 Completed

7-11

Status	CC	Order	VT-2	ISI	NIS-2	Description	Comments	all Stat
COMPL	2	C0054335	05	Not Required	None	Received	1-PP-35E DISASSEMBLE PUMP TO SUPPORT MOTOR REFURB	Completed
COMPL	2	C0054654	01	Not Required	None	Received	1-OME-3-2 MACHINE STEAM DOME MANWAY COVERS #12 S/	Completed
COMPL	2	C0054655	01	Not Required	None	Received	1-OME-3-3 MACHINE STEAM DOME MANWAY COVERS #13 S/	Completed
COMPL	2	C0055051	01	Completed	None	Received	1DCP4540 REMOVE ISO PROBES PER BECHTEL WPIR	VT-2 under C0052694-52697 Completed
COMPL	2	C0055997	01	Not Required	VT-3	Received	CORRECT SUPPORT THREAD ENGAGEMENT	Completed
COMPL	2	C0056078	01	Not Required	VT-3	Received	REPAIR SUPPORT FOR THREAD ENGAGEMENT ISSUE	Completed
COMPL	2	C0056271	01	Not Required	None	Received	1-STN-36N REMOVE HOT SPOT & CORRECT THRD ENGAGMEN	Completed
COMPL	2	C0056340	02	Not Required	None	Received	1-IRV-300, REPAIR LEAKBY / BENCHSET ACTUATOR	Completed
COMPL	2	C0056397	01	Completed	None	Received	1-CS-577, REPLACE BONNET ASSEMBLY PER EE-2000-002	VT-2 on 11/9/00 Completed
COMPL	1	C0056556	01	Not Required	VT-3	Received	EE-2000-0224 REPLACE SNUBBER WITH A CONFIG."A" KIT	Completed
COMPL	2	C0056600	01	Not Required	None	Received	REPAIR UNDERSIZED WELD ON CTS LO SUPPLY LINE	Completed
COMPL	2	C0056606	01	Not Required	VT-3	Received	1-GCTS-V-524 CORRECT THREAD ENGAGEMENT ON CLAMP	Completed
COMPL	2	C0057197	03	Not Required	None	Received	1-ICM-321/MECH CM/SEAT LEAKBY & DISC INSPECTION	Completed
COMPL	2	C0057214	03	Not Required	None	Received	1-IMO-256/DISASSEMBLE & REPAIR SEAT LEAKAGE	Completed
COMPL	2	C0057231	03	Not Required	None	Received	1-IMO-331/REPLACE BONNET GASKET AND REPACK	One NIS-2 needed for this or C206190 not both. Completed
COMPL	2	C0057232	03	Not Required	None	Received	1-IMO-340 DISASSEMBLE REPAIR B/B LEAK & REPACK	Completed
COMPL	2	C0130577	01	Not Required	None	Received	LDGP-274 FAB/INSTALL NEW SUPPORT AT 1-FFI-240	Completed
COMPL	2	C0184356	01	Not Required	None	Received	1-QRV-251, REPLACE VALVE STEM, WRONG MATERIAL	Completed
COMPL	2	C0203301	02	Not Required	None	Received	1-TK-85, REPLACE MANWAY STUDS/NUTS AND CLOSE	Completed
COMPL	1	C0203602	13	Completed	None	Received	1-DCP-535 INSTALL VALVE & ORIFICE FOR SI-141-L1	VT-2 under act 24 on 12/15/00 Completed
COMPL	1	C0203602	14	Completed	None	Received	1-DCP-535 INSTALL VALVE & ORIFICE FOR SI-141-L2	VT-2 under act 25 on 12/15/00 Completed
COMPL	1	C0203602	15	Completed	None	Received	1-DCP-535 INSTALL VALVE & ORIFICE FOR SI-141-L3	VT-2 under act 26 on 12/15/00 Completed
COMPL	1	C0203602	16	Completed	None	Received	1-DCP-535 INSTALL VALVE & ORIFICE FOR SI-141-L4	VT-2 under act 27 on 12/15/00 Completed
COMPL	1	C0203602	17	Completed	None	Received	1-DCP-535 INSTALL VALVE & ORIFICE FOR SI-121-N	VT-2 under act 28 on 12/15/00 Completed
COMPL	1	C0203602	18	Completed	None	Received	1-DCP-535 INSTALL VALVE & ORIFICE FOR SI-121-S	VT-2 under act 29 on 12/15/00 Completed
COMPL	1	C0203602	30	Not Required	VT-3	Received	1-DCP-535 INSTALL PIPE SUPPORTS/FABBED PER ACT. 29	Completed
COMPL	2	C0203602	36	Completed	None	Received	1-DCP-535 INSTL ORIFICE PLATE (1-IFI-260)	VT-2 under act 48 on 10/24/00 Completed
COMPL	2	C0203602	37	Completed	None	Received	INSTALL TRIMMING ORIFICES 1-IFI-266	VT-2 under act 49 on 10/24/00 Completed

8-11

Status	CC	Order	VT-2	ISI	NIS-2	Description	Comments	all Stat
COMPL	2	C0203602	38	Not Required	None	Received	1-DCP-535 REMV./INSTALL TRANSMITTER /1-IFI-260	Completed
COMPL	2	C0203602	39	Not Required	None	Received	1-DCP-535 REMV./INSTALL TRANSMITTER /1-IFI-266	Completed
COMPL	2	C0204675	03	Completed	None	Received	1-DCP-678 DEMO OLD PIPE AND INSTALL NEW	Completed
COMPL	2	C0204675	04	Not Required	None	Received	1-DCP-678 FAB & INSTALL TANK/NOZZEL REINFORCE	Completed
COMPL	2	C0204675	05	Not Required	None	Received	1-DCP-678 DEMO OLD AND INSTALL NEW SUPPORTS	Completed
COMPL	2	C0205318	02	Not Required	None	Received	1-SV-1A-2 REMOVE/INSTALL VALVE	Completed
COMPL	2	C0205328	02	Not Required	None	Received	1-SV-1B-1 REMOVE/INSTALL VALVE	Completed
COMPL	2	C0205329	02	Not Required	None	Received	1-SV-1B-2 REMOVE/INSTALL VALVE	Completed
COMPL	2	C0205333	02	Not Required	None	Received	1-SV-2A-1 REMOVE/INSTALL VALVE	Bolting replacement Completed
COMPL	2	C0205335	02	Not Required	None	Received	1-SV-2A-3 REMOVE/INSTALL VALVE	Bolting replacement Completed
COMPL	2	C0205339	02	Not Required	None	Received	1-SV-2B-1 REMOVE/INSTALL FOR OFFSITE TESTING	Completed
COMPL	2	C0205363	05	Not Required	None	Received	1-LDCP-4668 DISASSEMBLE, REASSEMBLE 1-CTS-106	Completed
COMPL	2	C0205381	01	Not Required	None	Received	1-SI-110S, DISASSEMBLE/INSPECT (86-03) AND REPAIR	Completed
COMPL	2	C0205388	01	Completed	None	Received	1-CCW-142, REMOVE/INSPECT (86-03) REPAIR/REPLACE	VT-2 on 11/5/00 Completed
COMPL	1	C0205594	01	Not Required	VT-3	Received	1-GRC-S564: REPLACE SNUBBER PIPE SUPPORT	Completed
COMPL	1	C0205596	01	Not Required	VT-3	Received	1-GRC-S562: REPLACE SNUBBER PIPE SUPPORT CLAMP	Completed
COMPL	2	C0205796	01	Completed	None	Received	1-DCP-425 INSTALL VLV 1-FW-261 IN WMDAFP RM	VT-2 on 10/19/00 Adds new valve to program Completed
COMPL	2	C0205801	01	Completed	None	Received	1-DCP-425 INSTALL MAN OP. VLV 1-FW-262 (EMDAFP)	VT-2 on 10/11/00 Adds new valve to program Completed
COMPL	2	C0205802	01	Completed	None	Received	1-DCP-425 INSTALL MAN OP. VLV 1-FW-263 (TDAFP)	Adds new valve to program VT-2 on 12/15/00 Completed
COMPL	2	C0205878	01	Not Required	None	Received	DCP 163 FAB/INSTALL SUPPORT 1-ACTS-R4000	Completed
COMPL	2	C0205878	04	Not Required	None	Received	DCP 163 FAB/INSTALL SUPPORT 1-ACTS-R4007	Completed
COMPL	2	C0205967	11	Not Required	VT-3	Received	DCP163 FAB/INSTALL 1-ASI-R4002	Completed
COMPL	2	C0205967	12	Not Required	VT-3	Received	DCP163 FAB/INSTALL 1-ASI-R4003	Completed
COMPL	2	C0205967	13	Not Required	VT-3	Received	DCP163 FAB/INSTALL 1-ASI-R4004	Completed
COMPL	2	C0205967	14	Not Required	VT-3	Received	DCP163 FAB/INSTALL 1-ASI-R4005	Completed
COMPL	2	C0205967	15	Not Required	VT-3	Received	DCP163 FAB/INSTALL 1-GSI-R21	Completed
COMPL	2	C0205967	18	Not Required	VT-3	Received	DCP163 MODIFY SUPPORT 1-GSI-R-139	Completed
COMPL	2	C0205967	19	Not Required	VT-3	Received	DCP 163 MODIFY SUPPORT 1-GSI-R42	Completed

9-11

Status	CC	Order	VT-2	ISI	NIS-2	Description	Comments	all Stat
COMPL	2	C0205967	20	Not Required	VT-3	Received	DCP 163 MODIFY SUPPORT 1-GSI-R44	Completed
COMPL	2	C0205967	21	Not Required	VT-3	Received	DCP 163 MODIFY SUPPORT 1-GSI-R48	Completed
COMPL	2	C0205967	22	Not Required	VT-3	Received	DCP 163 MODIFY SUPPORT 1-GSI-R50	Completed
COMPL	2	C0205967	23	Not Required	VT-3	Received	DCP163 MODIFY SUPPORT 1-GSI-R805	Completed
COMPL	2	C0205967	24	Not Required	None	Received	DCP 163 INSTALL REINFORCING COLLAR ON 1-SI-1	Completed
COMPL	2	C0205967	25	Not Required	None	Received	DCP 163 INSTALL REINFORCING COLLAR ON 1-SI-3	Completed
COMPL	2	C0205968	01	Not Required	VT-3	Received	DCP163 FAB/INSTALL 1-ARH-R-4003	Completed
COMPL	2	C0205968	02	Not Required	VT-3	Received	DCP163 FAB/INSTALL 1-ARH-R-4004	Completed
COMPL	2	C0205968	03	Not Required	VT-3	Received	DCP163 FAB/INSTALL 1-ARH-R-4005	Completed
COMPL	2	C0205968	04	Not Required	VT-3	Received	DCP163 FAB/INSTALL 1-ARH-R-4006	Completed
COMPL	2	C0205968	05	Not Required	VT-3	Received	DCP163 FAB/INSTALL 1-ARH-R-4007	Completed
COMPL	2	C0205968	09	Not Required	VT-3	Received	DCP163 FAB/INSTALL 1-ARH-R-4008	Completed
COMPL	2	C0205968	10	Not Required	VT-3	Received	DCP163 FAB/INSTALL 1-GRH-V40	Completed
COMPL	2	C0205968	11	Not Required	VT-3	Received	DCP163 FAB/INSTALL 1-GRH-R41	Completed
COMPL	2	C0205968	12	Not Required	None	Received	DCP-163 MODIFY SUPPORT 1-GRH-R28	Completed
COMPL	2	C0205968	13	Not Required	VT-3	Received	DCP-163 FAB/INSTALL SUPPORT 1-ARH-R4009	Completed
COMPL	2	C0205968	14	Not Required	VT-3	Received	DCP-163 FAB/INSTALL SUPPORT 1-ARH-R4010	Completed
COMPL	2	C0205968	15	Not Required	VT-3	Received	DCP-163 MODIFY SUPPORT 1-ARH-R4011	Completed
COMPL	2	C0206081	02	Completed	None	Received	1-IMO-910/DCP-4695/REPLACE STEM/DISC/YOKE/BONNET	VT-2 on 10/6/00 Completed
COMPL	2	C0206081	06	Completed	None	Received	1-IMO-910 REPLACE DISC	VT-2 on 10/6/00 Completed
COMPL	2	C0206082	01	Completed	None	Received	1-IMO-911/DCP-4695/ REPLACE STEM/DISC/YOKE/BONNET	VT-2 on 10/6/00 Completed
COMPL	2	C0206082	04	Completed	None	Received	DCP-4695 1-IMO-911, MACHINE REPLACEMENT DISC	VT-2 on 10/6/00 Completed
COMPL	2	C0206188	02	Not Required	None	Received	DCP-4705 1-IMO-330 DRILL DISC, MACHINE STEM	Completed
COMPL	2	C0206190	02	Not Required	None	Received	1-IMO-331/DCP-4705/DRILL DISC / MACH.STEM	Completed
COMPL	2	C0206385	02	Completed	None	Received	DCP-4705, 1-IMO-261 REPLACE STEM,DISC,YOKE,BONNET	VT-2 on 10/17/00 Completed
COMPL	2	C0206385	09	Completed	None	Received	DCP-4705: 1-IMO-261, MACHINE REPLACEMENT WEDGE	VT-2 on 10/17/00 Completed
COMPL	2	C0206585	01	Completed	None	Received	DCP-4700 REMOVE/INSTALL VALVE 1-MCM-221	VT-2 on 12/14/00 Completed
COMPL	2	C0206587	01	Completed	None	Received	DCP-4700 REMOVE/INSTALL VALVE 1-MCM-231	VT-2 on 12/15/00 Completed

10-11

Status	CC	Order	VT-2	ISI	NIS-2	Description	Comments	Call Stat
COMPL	2	C0207062	01 Completed	None	Received	1-DCP-4691 REPLACE EXISTING VALVE 1-CCM-453	VT-2 on 11/5/00	Completed
COMPL	2	C0207066	02 Completed	None	Received	DCP-4691 REPLACE EXISTING VALVE (1-CCM-454)	VT-2 on 11/5/00	Completed
COMPL	2	C0207067	01 Completed	None	Received	1-DCP-4691 REPLACE VALVE 1-CCM-458	VT-2 on 11/5/00	Completed
COMPL	1	R0009812	01 Not Required	VT-3	Received	1-GRC-S564, REMOVE, FUNCTIONAL TEST AND INSTALL		Completed
COMPL	1	R0009813	01 Not Required	VT-3	Received	1-GRC-S573, REMOVE, FUNCTIONAL TEST AND REINSTALL		Completed
COMPL	1	R0014679	01 Not Required	VT-3	Received	1-GRC-S562, FUNCTIONAL TEST AND INSTALL SNUBBER		Completed
COMPL	1	R0014680	01 Not Required	VT-3	Received	1-GRC-S582, REMOVE, FUNCTIONAL TEST, REINSTALL		Completed
COMPL	2	R0014683	01 Not Required	VT-3	Received	1-AFW-S4021, REMOVE, FUNCTIONAL TEST AND REINSTALL		Completed
COMPL	2	R0014690	01 Not Required	VT-3	Received	1-GBD-S573, REMOVE, FUNCTIONAL TEST, REINSTALL	Timmons says not required	Completed
COMPL	2	R0015536	04 Completed	None	Received	CUT/REWELDING PIPING/TUBING TO 1-PP-50E	VT-2 on 8/24/00	Completed
COMPL	2	R0015536	10 Completed	None	Received	CUT/REWELDING PIPING/TUBING TO 1-PP-50E	VT-2 on 8/24/00	Completed
COMPL	1	R0036169	02 Completed	None	Received	1-QRV-51 REFURBISH VALVE AND ACTUATOR		Completed
COMPL	2	R0036175	02 Not Required	None	Received	DISASSEMBLE VALVE & ACTUATOR, REPLACE PARTS AS RE		Completed
COMPL	2	R0036176	02 Not Required	None	Received	DISASSEMBLE VALVE & ACTUATOR, REPLACE PARTS AS RE		Completed
COMPL	2	R0036677	11 Not Required	None	Received	1-MRV-220, DISASSEMBLE/INSPECT/REASSEMBLE VALVE		Completed
COMPL	2	R0036677	13 Completed	None	Received	1-MRV-220, CONNECT STEAM VENT PIPE	VT-2 on 12/15/00	Completed
COMPL	2	R0037666	03 Not Required	None	Received	1-SV-51, REPLACE DISC AND NOZZLE		Completed
COMPL	2	R0051576	01 Not Required	None	Received	1-SV-52, PERFORM SET POINT TEST COMPONENT	Valve leaked and was replaced under 00291026	Completed
COMPL	2	R0051678	02 Completed	None	Received	1-PCR-40 REFURBISH VALVE AND ACTUATOR	As left B&C on 10/30/00	Completed
COMPL	2	R0059811	01 Not Required	None	Received	1-SV-1A-3 DISASSEMBLE, REPAIR/REPLACE		Completed
COMPL	2	R0061017	03 Not Required	None	Received	1-FW-118-3 DISASSEMBLE VALVE FOR QC INSPECTION		Completed
COMPL	2	R0061019	01 Not Required	None	Received	1-SV-1B-2 DISASSEMBLE, REPAIR/REPLACE		Completed
COMPL	2	R0061020	01 Not Required	None	Received	1-SV-2B-3 REFURBISH VALVE		Completed
COMPL	2	R0062233	01 Not Required	None	Received	1-SV-2A-1 DISASSEMBLE, REPAIR/REPLACE		Completed
COMPL	2	R0071813	01 Not Required	None	Received	1-SV-54, PERFORM ISI SET POINT TEST/INSPECTION		Completed
COMPL	2	R0071866	13 Not Required	VT-3	Received	PERFORM AS-FOUND VISUAL INSPECTION ON INACC. SNUBS		Completed
COMPL	2	R0072160	01 Not Required	None	Received	1-SV-107, PERFORM ISI SET POINT TEST/INSPECTION		Completed
COMPL	1	R0072607	02 Completed	None	Received	1-CS-325, DISASSEMBLE FOR SOER 86-03 INSPECTION		Completed

11-11

Status	CC	Order	VT-2	ISI	NIS-2	Description	Comments	Call Stat
COMPL	1	R0072608	06 Completed	None	A1061028	1-SV-45A RMV/RPLC VLV FOR SETPOINT TESTING	VT-2 under R72394 01	A1061028
COMPL	1	R0072609	06 Completed	None	A1061028	1-SV-45B REMOVE/REPLACE VALVE FOR SETPOINT TESTING	VT-2 under R72394 01	A1061028
COMPL	1	R0072610	06 Completed	None	A1061028	1-SV-45C RMV/RPLC VLV FOR SETPOINT TESTING	VT-2 under R72394 01	A1061028
COMPL	2	R0086653	01 Not Required	VT-3	Received	1-AFW-S4033, VISUAL INSPECT AND FUNCTIONAL TEST		Completed
COMPL	1	R0096742	01 Not Required	VT-3	Received	1-GRC-S582, REMOVE, FUNCTIONAL TEST, REINSTALL		Completed
COMPL	2	R0102518	01 Not Required	VT-3	Received	1-AFW-S4023: REMOVE, FUNCTIONAL TEST, REINSTALL		Completed
COMPL	1	R0208566	01 Completed	None	Received	1-CS-328-L1 DISASSEMBLE/REASSEMBLE FOR INSPECTION	VT-2 under R72394 01	Completed

INDIANA MICHIGAN POWER COMPANY
DONALD C. COOK NUCLEAR PLANT, UNIT 1
BRIDGMAN MI.
COMMERCIAL SERVICE DATE 8/23/1975

SECTION 9

NIS-2 REPAIR AND REPLACEMENT REPORTS

2-563

FORM NIS-2 OWNER'S REPORT FOR REPAIRS OR REPLACEMENTS
As Required by the Provisions for the ASME Code Section XI

1. Owner: AMERICAN ELECTRIC POWER Date Performed: 09-27-00
P.O. Box 60 Fort Wayne IN 46801 Unit# 1
2. Plant: D.C. Cook Nuclear Power Plant Job Order# 00257009-01
One Cook Place, Bridgman, MI 49106 Component# 1-SI-183
3. Work Performed by: AEP/D.C. COOK Maintenance Department
4. Identification of System: REFUELING WATER STORAGE TANK SUPPLY
5. (a) Applicable Construction Code: ANSI B31.1, 1983 Ed. NO Add., Code Case: _____
 (b) Applicable Edition of Section XI Utilized for Repairs or Replacements: 1989, No Addenda
6. Identification of Components Repaired or Replaced and Replacement Components

Name of Component	ASME, ASTM or AISI designation:	Name of Manufacture	Material Identification: M&E# ASP# P.O.#	Year built	Repaired Or Replaced	ASME Code Stamped Yes/No
1-SI-183						
BONNET ASSY	ASME# SA-351 GR CF8	N/A	M&E# 30-040528 ASP# 23156	N/A	REPLACED	NO

7. Hydrostatic NA Pneumatic NA Nominal Operating Pressure VT-2 NDE:

Pressure: psi Test Temperature F.

3-563

Description of Work: The valve was repaired using a new bonnet assembly. A VT-2 test was also performed.

Job Order/File: 00257009-01 **ISI CLASS** 2

CERTIFICATE OF COMPLIANCE

We certify that the statements made in the report are correct and this repair and/or replacement conforms to the rules of the ASME Code, Section XI repair or replacement.

Type Code Symbol Stamp NA

Certificate of Authorization No. NA Expiration Date NA

Signed: Dewayne Timmons Maint. Welding Supervisor Date 12-1-00
Owner or Owner's Designee, Title

CERTIFICATE OF INSERVICE INSPECTION

I, the undersigned, holding a valid commission issued by the National Board of Boiler Pressure Vessel Inspectors and the State or Province of Michigan and employed by FMIC OF JOHNSTON RI.

have inspected the components described in this Owner's Report during the period 11-27-00 to 12-14-00, and state that to the best of my knowledge and belief, the Owner has performed examinations and taken corrective measures described in this Owner's Report in accordance with the requirements of the ASME Code, Section XI

By signing this certificate neither the Inspector nor his employer makes any warranty, expressed or implied, concerning the examinations and corrective measures described in this Owner's Report. Furthermore, neither the Inspector nor his employer shall be liable in any manner for any personal injury or property damage or of loss of any kind arising from or connected with this inspection.

D. R. Montanari Commissions MICH 0055, ENR N3I
Inspector's Signature National Board, State, Province, Endorsements

Date: December 14 18 2000

4-563

FORM NIS-2 OWNER'S REPORT FOR REPAIRS OR REPLACEMENTS
As Required by the Provisions for the ASME Code Section XI

1. Owner: AMERICAN ELECTRIC POWER Date Performed: 10-18-00
P.O. Box 60 Fort Wayne IN 46801 Unit# 1
2. Plant: D.C.Cook Nuclear Power Plant Job Order# ...00257017-03
One Cook Place, Bridgman, MI 49106 Component# DC-1
3. Work Performed by: AEP/D.C. COOK Maintenance Department
4. Identification of System: RHR
5. (a) Applicable Construction Code: ANSI-B31.1-1983 Ed. NO Add., Code Case: NA
 (b) Applicable Edition of Section XI Utilized for Repairs or Replacements: 1989, No Addenda
6. **Identification of Components Repaired or Replaced and Replacement Components**

Name of Component	ASME,ASTM or AISI designation:	Name of Manufacture	Material Identification: M&E# ASP# P.O.#	Year built	Repaired Or Replaced	ASME Code Stamped Yes/No
1-ASI-L49A						
BELLEVILLE WASHERS		NA	ASP 24458 TEMP M&E 00-022152	NA	REPLACED	NO

7. Hydrostatic NA Pneumatic N/A Nominal Operating Pressure _____
 NDE: VT-3 Pressure: psi Test Temperature _____ F.

Description of work: INSTALLED WASHERS AND HAD VT-3 PERFORMED

5-563

Job Order/File 00257017-03

ISI Class 2

CERTIFICATE OF COMPLIANCE

We certify that the statements made in the report are correct and this repair and/or replacement conforms to the rules of the ASME Code, Section XI repair or replacement.

Type Code Symbol Stamp N/ACertificate of Authorization No. N/A Expiration Date N/A

Signed: Dewayne Timmons, welding supervisor Date 1-30-01
Owner or Owner's Designee, Title

CERTIFICATE OF INSERVICE INSPECTION

I, the undersigned, holding a valid commission issued by the National Board of Boiler Pressure Vessel Inspectors and the State of Providence of Michigan and employed by FMIC of Johnston R I.

have inspected the components described in this Owner's Report during the period 10-16-00 to 1-31-01, and state that to the best of my knowledge and belief, the Owner has performed examinations and taken corrective measures described in this Owner's Report in accordance with the requirements of the ASME Code, Section XI

By signing this certificate neither the Inspector nor his employer makes any warranty, expressed or implied, concerning the examinations and corrective measures described in this Owner's Report. Furthermore, neither the Inspector nor his employer shall be liable in any manner for any personal injury or property damage or of loss of any kind arising from or connected with this inspection.

Mick 0055, END NBT Commissions Nick 0055, END NBT
Inspector's Signature National Board, State, Province, Endorsements

Date: JAN 31 10 2001

6-563

FORM NIS-2 OWNER'S REPORT FOR REPAIRS OR REPLACEMENTS
As Required by the Provisions for the ASME Code Section XI

1. Owner: AMERICAN ELECTRIC POWER Date Performed: 10-23-00
P.O. Box 60 Fort Wayne IN 46801 Unit# 1
2. Plant: D.C.Cook Nuclear Power Plant Job Order# 00259006-01
One Cook Place, Bridgman, MI 49106 Component# 1-GMS-R-829
3. Work Performed by: AEP/D.C. COOK Maintenance Department
4. Identification of System: MAIN STEAM
5. (a) Applicable Construction Code: ANSI-B31.1-1983 Ed. NO Add., Code Case: NA
 (b) Applicable Edition of Section XI Utilized for Repairs or Replacements: 1989, No Addenda
6. **Identification of Components Repaired or Replaced and Replacement Components**

Name of Component	ASME,ASTM or AISI designation:	Name of Manufacture	Material Identification: M&E# ASP# P.O.#	Year built	Repaired Or Replaced	ASME Code Stamped Yes/No
1-GMS-R-829						
STEEL PLATE	ASTM A-36 1991	NA	M&E 30-153133 ASP 24267	NA	REPLACED	NO

7. Hydrostatic NA Pneumatic N/A Nominal Operating Pressure _____
 NDE: MT/VT-3 Pressure: psi Test Temperature _____ F.

Description of work: INSTALLED HANGER AND HAD MT/VT-3 PERFORMED

7-563

Job Order/File: 00259006-01

ISI Class 2

CERTIFICATE OF COMPLIANCE

We certify that the statements made in the report are correct and this repair and/or replacement conforms to the rules of the ASME Code, Section XI repair or replacement.

Type Code Symbol Stamp N/ACertificate of Authorization No. N/A Expiration Date N/A

Signed: Dewayne Timmons, welding supervisor Date 1-30-01
 Owner or Owner's Designee, Title

CERTIFICATE OF INSERVICE INSPECTION

I, the undersigned, holding a valid commission issued by the National Board of Boiler Pressure Vessel Inspectors and the State or Province of Michigan and employed by FMIC of Johnston R.I.

have inspected the components described in this Owner's Report during the period 10-12-00 to 01-31-01, and state that to the best of my knowledge and belief, the Owner has performed examinations and taken corrective measures described in this Owner's Report in accordance with the requirements of the ASME Code, Section XI

By signing this certificate neither the Inspector nor his employer makes any warranty, expressed or implied, concerning the examinations and corrective measures described in this Owner's Report. Furthermore, neither the Inspector nor his employer shall be liable in any manner for any personal injury or property damage or of loss of any kind arising from or connected with this inspection.

MA Montenegro
 Inspector's Signature

Commissions Mich 0055, ENPNI
 National Board, State, Province, Endorsements

Date: Jan 31 19th 2001

FORM NIS-2 OWNER'S REPORT FOR REPAIRS OR REPLACEMENTS

As Required by the Provisions of the ASME Code Section XI

8-563

Owner AMERICAN ELECTRIC POWER COMPANY Date February 01, 2001
Name
P.O. Box 60 Fort Wayne, IN 46801 Sheet 1 of 2
Address
 2. Plant D.C. COOK NUCLEAR POWER PLANT Unit # 1
Name
One Cook Place, Bridgman, MI 49106 00259006-02
Address Repair Org. P.O. No., Job No., etc
 3. Work Performed by Installation Services Type Code Symbol Stamp N/A
Name Authorization No. N/A
Same as #2 Expiration Date N/A
Address

4. Identification of System Main Steam ASME CODE CLASS 2
 5. (a) Applicable Const. Code B31.1 19 83Ed., N/A Add. Code Case
 (b) Applicable Edition of Section XI Utilized for Repairs or Replacements 1989
 6. Identification of Components Repaired or Replaced and Replacement Components

Name of Component	Name of Manufacturer	Manuf. Serial No.	Nat. Board No.	Other Identification	Year Built	Repaired Replaced or Replacement	ASME Code Stamped (Yes or No)
1-GMS-R-832 1/4 x 4 Flat Bar	M&E# 30-153133	ASP# 24267	N/A	A36 1991	N/A	Replacement	No

7. Description of work Modify existing Support 1-GMS-R-832 in accordance with 1-DCP-4789

8. Test Conducted: Hydrostatic ☐ Pneumatic ☐ Nominal Operating Pressure ☐
 N/A ☒ Other ☐ Pressure N/A psi Test Temp. N/A °F

NOTE: Supplemental sheets in form of lists, sketches, or drawings may be used, provided (1) size is 8-1/2 in. x 11 in., (2) information in items 1 through 6 on this report is included on each sheet, and (3) each sheet is numbered and the number of sheets is recorded at the top of this form.

FORM NIS-2 (Back)

9. Remarks Final VT and MT VT-3
Applicable Manufacturer's Data Reports to be attached
Ref. JO: 00259006-02 Design Change: 1-DCP-4789
Repair/Replacement Plan: 00259006-02 ISI Class 2

CERTIFICATE OF COMPLIANCE

We certify that the statements made in the report are correct and this
REPLACEMENT conforms to the rules of the ASME Code, Section XI.
 Repair or replacement

Type Code Symbol Stamp N/A

Certificate of Authorization No. N/A Expiration Date N/A

Signed *Dwight J. Hunt* Date 3-5-, 20 01
Dwight J. Hunt's Maint Supt. welding
 Owner or Owner's Designee, Title

CERTIFICATE OF INSERVICE INSPECTION

I, the undersigned, holding a valid commission issued by the National Board of Boiler And Pressure Vessel Inspectors and the State or Province of Michigan and employed by FACTORY MUTUAL INSURANCE Co. of Johnston, R.I. 02919
 Have inspected the components described in this Owner's Report during the period 10-12-00 to 2-6-01, and state that to the best of my knowledge and belief, the Owner has performed examinations and taken corrective measures described in this Owner's Report in accordance with the requirements of the ASME Code, Section XI.

By signing this certificate neither the Inspector nor his employer makes any Warranty, expressed or implied, concerning the examinations and corrective measures Described in this Owner's Report. Furthermore, neither the Inspector nor his Employer shall be liable in any manner for any personal injury or property damage or a loss of any kind arising from or connected with this inspection.

MR. Matuspaugh Commissions Mich 0055, END N&I
 Inspector's Signature National Board, State, Province, Endorsements

Date Feb 6 20 01

FORM NIS-2 OWNER'S REPORT FOR REPAIRS OR REPLACEMENTS
As Required by the Provisions for the ASME Code Section XI

1. Owner: AMERICAN ELECTRIC POWER Date Performed: 09-30-00
P.O. Box 60 Fort Wayne IN 46801 Unit# 1
2. Plant: D.C.Cook Nuclear Power Plant Job Order# 00259059-01
One Cook Place, Bridgman, MI 49106 Component# 1-IMO-315
3. Work Performed by: AEP/D.C. COOK Maintenance Department
4. Identification of System: DIESEL COMBUSTION AIR
5. (a) Applicable Construction Code: ANSI B31.1, 1983 Ed. NO Add. Code Case: N-416-1
 (b) Applicable Edition of Section XI Utilized for Repairs or Replacements: 1989, No Addenda
6. **Identification of Components Repaired or Replaced and Replacement Components**

Name of Component	ASME,ASTM or AISI designation:	Name of Manufacture	Material Identification: M&E# ASP# P.O.#	Year built	Repaired Or Replaced	ASME Code Stamped Yes/No
1-IMO-315						
STEM	ASTM# A182-94C F6A	ANCHOR DARLING	M&E# 30-041724 ASP# 18457	N/A	REPLACED	NO
RING SEAL	ASTM# SA-240	ANCHOR DARLING	M&E# 30-041707 ASP# 18457	N/A	REPLACED	NO
FILLER MATERIAL ER 316	ASME# SFA 5.9	N/A	M&E# 30-045073 ASP# 10831	N/A	REPLACED	

11-563

7. Hydrostatic NA Pneumatic NA Nomial Operating Pressure VT-2 NDE: PT

Pressure: psi Test Temperature F

Description of Work: A new stem & ring seal were used in the repair of the valve. Old seal weld was removed. PT performed and new seal weld made after valve assembled.. VT-2 performed

Job Order/File: 00259059-01 **ISI CLASS** 1

CERTIFICATE OF COMPLIANCE

We certify that the statements made in the report are correct and this repair and/or replacement conforms to the rules of the ASME Code, Section XI repair or replacement.

Type Code Symbol Stamp NA

Certificate of Authorization No. NA Expiration Date NA

Signed: Dewayne Timmons Maint. Welding Supervisor Date 1-15-01
Owner or Owner's Designee, Title

CERTIFICATE OF INSERVICE INSPECTION

I, the undersigned, holding a valid commission issued by the National Board of Boiler Pressure Vessel Inspectors and the State or Providence of Michigan and employed by FMIC OF JOHNSTON RI.

have inspected the components described in this Owner's Report during the period 9-27-00 to 01-16-01, and state that to the best of my knowledge and belief, the Owner has performed examinations and taken corrective measures described in this Owner's Report in accordance with the requirements of the ASME Code, Section XI

By signing this certificate neither the Inspector nor his employer makes any warranty, expressed or implied, concerning the examinations and corrective measures described in this Owner's Report. Furthermore, neither the Inspector nor his employer shall be liable in any manner for any personal injury or property damage or of loss of any kind arising from or connected with this inspection.

M. A. McInters Commissions Mich 0055, ENR N&I
Inspector's Signature National Board, State, Province, Endorsements

Date: JAN 16 2001

12-563

FORM NIS-2 OWNER'S REPORT FOR REPAIRS OR REPLACEMENTS
As Required by the Provisions for the ASME Code Section XI

1. Owner: AMERICAN ELECTRIC POWER Date Performed: 11-10-00
P.O. Box 60 Fort Wayne IN 46801 Unit# 1
2. Plant: D.C.Cook Nuclear Power Plant Job Order# 00273021-01
One Cook Place, Bridgman, MI 49106 Component# PIPE CTS
3. Work Performed by: AEP/D.C. COOK Maintenance Department
4. Identification of System: PIPE
5. (a) Applicable Construction Code: ANSI B31.1, 1983 Ed. NO Add. Code Case: N-416-1
 (b) Applicable Edition of Section XI Utilized for Repairs or Replacements: 1989, No Addenda
6. **Identification of Components Repaired or Replaced and Replacement Components**

Name of Component	ASME,ASTM or AISI designation:	Name of Manufacture	Material Identification: M&E# ASP# P.O.#	Year built	Repaired Or Replaced	ASME Code Stamped Yes/No
PIPE CTS RING HEADER	N/A	N/A	EXISTING	N/A	REPAIRED	NO
FILLER MATERIAL ER 308	ASME# SFA.5.9	N/A	M&E# 30-044988 ASP# 19186	N/A	REPAIRED	NO

7. Hydrostatic NA Pneumatic NA Nomial Operating Pressure N/ANDE: PT

Pressure: psi Test Temperature F.

13-563

Description of Work: The existing weld was excavated and rewelded. QC was there for VT fit up & final & final PT

Job Order/File: 00273021-01 **ISI CLASS** 2

CERTIFICATE OF COMPLIANCE

We certify that the statements made in the report are correct and this repair and/or replacement conforms to the rules of the ASME Code, Section XI repair or replacement.

Type Code Symbol Stamp NA

Certificate of Authorization No. NA Expiration Date NA

Signed: Dewayne Timmons Maint. Welding Supervisor Date 1-15-01
Owner or Owner's Designee, Title

CERTIFICATE OF INSERVICE INSPECTION

I, the undersigned, holding a valid commission issued by the National Board of Boiler Pressure Vessel Inspectors and the State of Providence of Michigan and employed by FMIC OF JOHNSTON RI.

have inspected the components described in this Owner's Report during the period 11-2-00 to 1-16-01, and state that to the best of my knowledge and belief, the Owner has performed examinations and taken corrective measures described in this Owner's Report in accordance with the requirements of the ASME Code, Section XI

By signing this certificate neither the Inspector nor his employer makes any warranty, expressed or implied, concerning the examinations and corrective measures described in this Owner's Report. Furthermore, neither the Inspector nor his employer shall be liable in any manner for any personal injury or property damage or of loss of any kind arising from or connected with this inspection.

W. R. McIntosh Commissions Mich 0055, ENR NPI
Inspector's Signature National Board, State, Province, Endorsements

Date: Jan 16 19 2001

14-563

FORM NIS-2 OWNER'S REPORT FOR REPAIRS OR REPLACEMENTS
As Required by the Provisions for the ASME Code Section XI

1. Owner: AMERICAN ELECTRIC POWER Date Performed: 11-07-00
P.O. Box 60 Fort Wayne IN 46801 Unit# 1
2. Plant: D.C.Cook Nuclear Power Plant Job Order# 00291026-01
One Cook Place, Bridgman, MI 49106 Component# 1-SV-52
3. Work Performed by: AEP/D.C. COOK Maintenance Department
4. Identification of System: LETDOWN (CVCS)
5. (a) Applicable Construction Code: ANSI B31.1, 1983 Ed. NO Add., Code Case: N/A
 (b) Applicable Edition of Section XI Utilized for Repairs or Replacements: 1989, No Addenda
6. Identification of Components Repaired or Replaced and Replacement Components

Name of Component	ASME,ASTM or AISI designation:	Name of Manufacture	Material Identification: M&E# ASP# P.O.#	Year built	Repaired Or Replaced	ASME Code Stamped Yes/No
1-SV-52						
SAFETY VALVE	ASME# SA-351 Grade CF8M	CROSBY	M&E# 30-036387 ASP# 16025	N/A	REPLACED	NO

7. Hydrostatic NA Pneumatic NA Nomial Operating Pressure VT-2 NDE:

Pressure: psi Test Temperature F.

15-563

Description of Work: The old valve was removed and the new one installed. A VT-2 exam was done also.

Job Order/File: 00291026-01 ISI CLASS 2

CERTIFICATE OF COMPLIANCE

We certify that the statements made in the report are correct and this repair and/or replacement conforms to the rules of the ASME Code, Section XI repair or replacement.

Type Code Symbol Stamp NA

Certificate of Authorization No. NA Expiration Date NA

Signed: Dwayne Timmons Maint. Welding Supervisor Date 2-17-01
Owner or Owner's Designee, Title

CERTIFICATE OF INSERVICE INSPECTION

I, the undersigned, holding a valid commission issued by the National Board of Boiler Pressure Vessel Inspectors and the State or Province of Michigan and employed by FMIC OF JOHNSTON RI.

have inspected the components described in this Owner's Report during the period 10-23-00 to 2-19-01, and state that to the best of my knowledge and belief, the Owner has performed examinations and taken corrective measures described in this Owner's Report in accordance with the requirements of the ASME Code, Section XI

By signing this certificate neither the Inspector nor his employer makes any warranty, expressed or implied, concerning the examinations and corrective measures described in this Owner's Report. Furthermore, neither the Inspector nor his employer shall be liable in any manner for any personal injury or property damage or of loss of any kind arising from or connected with this inspection.

MR. M. T. Timmons Commissions MIC 10055, END N&I
Inspector's Signature National Board, State, Province, Endorsements

Date: Feb 19 19 2001

16-563

FORM NIS-2 OWNER'S REPORT FOR REPAIRS OR REPLACEMENTS

As Required by the Provisions of the ASME Code Section XI

1. Owner AMERICAN ELECTRIC POWER COMPANY
Name
P.O. Box 60 Fort Wayne, IN 46801
Address
2. Plant D.C. COOK NUCLEAR POWER PLANT
Name
One Cook Place, Bridgman, MI 49106
Address
3. Work Performed by Installation Services
Name
Same as #2
Address

Date February 6, 2001
Sheet 1 of 2
Unit # 1
00293050-01
Repair Org. P.O. No., Job No., etc
Type Code Symbol Stamp N/A
Authorization No. N/A
Expiration Date N/A

4. Identification of System Main Steam ASME CODE CLASS 2
5. (a) Applicable Const. Code ANSI B31.1 19 83Ed., N/A Add. N/A Code Case
(b) Applicable Edition of Section XI Utilized for Repairs or Replacements 1989
6. Identification of Components Repaired or Replaced and Replacement Components

Name of Component	Name of Manufacturer	Manuf. Serial No.	Nat. Board No.	Other Identification	Year Built	Repaired Replaced or Replacement	ASME Code Stamped (Yes or No)
Gamma Plug	Temp M&E# 00-023887	ASP# 24303	N/A	SA 105	N/A	Replacement	No

7. Description of work Install Gamma Plug in accordance with 1-LDCP-4863

8. Test Conducted: Hydrostatic ☐ Pneumatic ☐ Nominal Operating Pressure ☐
N/A ☒ Other ☐ Pressure N/A psi Test Temp. N/A °F

NOTE: Supplemental sheets in form of lists, sketches, or drawings may be used, provided (1) size is 8-1/2 in. x 11 in., (2) information in items 1 through 6 on this report is included on each sheet, and (3) each sheet is numbered and the number of sheets is recorded at the top of this form.

17-563

FORM NIS-2 OWNER'S REPORT FOR REPAIRS OR REPLACEMENTS

As Required by the Provisions of the ASME Code Section XI

FORM NIS-2 (Back)

Page 2 of 2

9. Remarks Fit Up and Final VT and Final MT
Applicable Manufacturer's Data Reports to be attached

Ref. JO: 00293050-01 Design Change: 1-LDCP-4863

Repair/Replacement Plan: 00293050-01 ISI Class 2

CERTIFICATE OF COMPLIANCE

We certify that the statements made in the report are correct and this
REPLACEMENT conforms to the rules of the ASME Code, Section XI.
Repair or replacement

Type Code Symbol Stamp N/A

Certificate of Authorization No. N/A Expiration Date N/A

Signed MAINT Super Welding Date 2-12-, 20 01
Demetrius Timmons
 Owner or Owner's Designee, Title

CERTIFICATE OF INSERVICE INSPECTION

I, the undersigned, holding a valid commission issued by the National Board of Boiler And Pressure Vessel Inspectors and the State or Province of Michigan and employed by FACTORY MUTUAL INSURANCE Co. of Johnston, R.I. 02919 Have inspected the components described in this Owner's Report during the period 11-1-00 to 2-13-01, and state that to the best of my knowledge and belief, the Owner has performed examinations and taken corrective measures described in this Owner's Report in accordance with the requirements of the ASME Code, Section XI.

By signing this certificate neither the Inspector nor his employer makes any Warranty, expressed or implied, concerning the examinations and corrective measures Described in this Owner's Report. Furthermore, neither the Inspector nor his Employer shall be liable in any manner for any personal injury or property damage or a loss of any kind arising from or connected with this inspection.

M. J. Montanapough Commissions Mich 0055, END NIS
 Inspector's Signature National Board, State, Province, Endorsements

Date Feb 13 20 01

18-563

FORM NIS-2 OWNER'S REPORT FOR REPAIRS OR REPLACEMENTS

As Required by the Provisions for the ASME Code Section XI

1. Owner: AMERICAN ELECTRIC POWER Date Performed: 11-15-00
P.O. Box 60 Fort Wayne IN 46801 Unit# 1
2. Plant: D.C.Cook Nuclear Power Plant Job Order# 00299024-01
One Cook Place, Bridgman, MI 49106 Component# 1-GS-R-44
3. Work Performed by: AEP/D.C. COOK Maintenance Department
4. Identification of System: PIPING SUPPORT
5. (a) Applicable Construction Code: ANSI B31.1, 1983 Ed. NO Add., Code Case:
 (b) Applicable Edition of Section XI Utilized for Repairs or Replacements: 1989, No Addenda
6. Identification of Components Repaired or Replaced and Replacement Components

Name of Component	ASME,ASTM or AISI designation:	Name of Manufacture	Material Identification: M&E# ASP# P.O.#	Year built	Repaired Or Replaced	ASME Code Stamped Yes/No
1-GSI-R-44	N/A	N/A	EXISTING	N/A	REPAIRED	NO
FILLER MAT. E 7018	ASME# SFA 5.1	N/A	M&E# 30-044315 ASP# 23546	N/A	REPAIRED	NO

7. Hydrostatic NA Pneumatic NA Nomial Operating Pressure N/A NDE: MT

Pressure: psi Test Temperature F.

19-563

Description of Work: The existing welds were exavated and rewelded, QC did the final
MT. A VT-3 exam was done also

Job Order/File: 00299024-01 **ISI CLASS** 2

CERTIFICATE OF COMPLIANCE

We certify that the statements made in the report are correct and this repair and/or replacement conforms to the rules of the ASME Code, Section XI repair or replacement.

Type Code Symbol Stamp NA

Certificate of Authorization No. NA Expiration Date NA

Signed: Dewayne Timmons Maint. Welding Supervisor Date 1-9-01
 Owner or Owner's Designee, Title

CERTIFICATE OF INSERVICE INSPECTION

I, the undersigned, holding a valid commission issued by the National Board of Boiler Pressure Vessel Inspectors and the State or Providence of Michigan and employed by FMIC OF JOHNSTON RI.

have inspected the components described in this Owner's Report during the period 11-16-00 to 01-12-01, and state that to the best of my knowledge and belief, the Owner has performed examinations and taken corrective measures described in this Owner's Report in accordance with the requirements of the ASME Code, Section XI

By signing this certificate neither the Inspector nor his employer makes any warranty, expressed or implied, concerning the examinations and corrective measures described in this Owner's Report. Furthermore, neither the Inspector nor his employer shall be liable in any manner for any personal injury or property damage or of loss of any kind arising from or connected with this inspection.

L. Blake Commissions MI-762
 Inspector's Signature National Board, State, Province, Endorsements

Date: Jan. 12 19 2001

FORM NIS-2 OWNER'S REPORT FOR REPAIRS OR REPLACEMENTS
As Required by the Provisions for the ASME Code Section XI

1. Owner: AMERICAN ELECTRIC POWER Date Performed: 11-16-01
P.O. Box 60 Fort Wayne IN 46801 Unit# 1
2. Plant: D.C.Cook Nuclear Power Plant Job Order# 00299070-01
One Cook Place, Bridgman, MI 49106 Component# 1-GSI-R-50
3. Work Performed by: AEP/D.C. COOK Maintenance Department
4. Identification of System: PIPING SUPPORT
5. (a) Applicable Construction Code: ANSI B31.1, 1983 Ed. NO Add. Code Case:
 (b) Applicable Edition of Section XI Utilized for Repairs or Replacements: 1989, No Addenda
6. **Identification of Components Repaired or Replaced and Replacement Components**

Name of Component	ASME,ASTM or AISI designation:	Name of Manufacture	Material Identification: M&E# ASP# P.O.#	Year built	Repaired Or Replaced	ASME Code Stamped Yes/No
1-GSI-R-50	N/A	N/A	EXISTING	N/A	REPAIRED	NO
FILLING MATERIAL	ASME# SF A 5.1	N/A	M&E# 30-044315 ASP# 23546	N/A	REPAIRED	NO

7. Hydrostatic NA Pneumatic NA Nomial Operating Pressure N/ANDE: MT
 Pressure: psi Test Temperature F.

21-563

Description of Work: The hanger was repaired by welding it. A VT-3, VT, MT, on final welds was preformed. Filler metal used was ER70S-2

Order/File: 00299070-01 **ISI CLASS** 2

CERTIFICATE OF COMPLIANCE

We certify that the statements made in the report are correct and this repair and/or replacement conforms to the rules of the ASME Code, Section XI repair or replacement.

Type Code Symbol Stamp NA

Certificate of Authorization No. NA Expiration Date NA

Signed: Dewayne Timmons Maint. Welding Supervisor Date 1-15-01
Owner or Owner's Designee, Title

CERTIFICATE OF INSERVICE INSPECTION

I, the undersigned, holding a valid commission issued by the National Board of Boiler Pressure Vessel Inspectors and the State of Providence of Michigan and employed by FMIC OF JOHNSTON RI.

have inspected the components described in this Owner's Report during the period 11-16-00 to 01-16-01, and state that to the best of my knowledge and belief, the Owner has performed examinations and taken corrective measures described in this Owner's Report in accordance with the requirements of the ASME Code, Section XI

By signing this certificate neither the Inspector nor his employer makes any warranty, expressed or implied, concerning the examinations and corrective measures described in this Owner's Report. Furthermore, neither the Inspector nor his employer shall be liable in any manner for any personal injury or property damage or of loss of any kind arising from or connected with this inspection.

Mr. M. J. Timmons Commissions MI, IL, CO, SS, IN, RI, N.E.
Inspector's Signature National Board, State, Province, Endorsements

Date: Jan 16 19 2001

FORM NIS-2 OWNER'S REPORT FOR REPAIRS OR REPLACEMENTS

As Required by the Provisions for the ASME Code Section XI

1. Owner: AMERICAN ELECTRIC POWER Date Performed: 11-29-00
P.O. Box 60 Fort Wayne IN 46801 Unit# 1
2. Plant: D.C.Cook Nuclear Power Plant Job Order# 00333077-01
One Cook Place, Bridgman, MI 49106 Component# 1-GSI-R-38
3. Work Performed by: AEP/D.C. COOK Maintenance Department
4. Identification of System: PIPING SUPPORT
5. (a) Applicable Construction Code: ANSI B31.1, 1983 Ed. NO Add., Code Case: _____
 (b) Applicable Edition of Section XI Utilized for Repairs or Replacements: 1989, No Addenda
6. Identification of Components Repaired or Replaced and Replacement Components

Name of Component	ASME,ASTM or AISI designation:	Name of Manufacture	Material Identification: M&E# ASP# P.O.#	Year built	Repaired Or Replaced	ASME Code Stamped Yes/No
1-GSI-R-38						
STEELE PLATE	ASTM# A-36 1990 ED	N/A	M&E# 30-153201 ASP# 13127	N/A	REPLACED	NO
BASE SUPPORT	ASTM#A-36 1993 ED	N/A	M&E# 30-153192 ASP3 23756	N/A	REPLACED	NO
BASE PLATE	ASTM# A-36-93-A	N/A	M&E# 30-153191 ASP# 22356	N/A	REPLACED	NO

7. Hydrostatic NA Pneumatic NA Nomial Operating Pressure N/AND: MT/PTPressure: psi _____ Test Temperature F.

23-563

Description of Work: The old slider plate was removed and all new material was welded in place. QC did a VT-3 & final PT/MT exams

Job Order/File: 00333077-01 ISI CLASS 2

CERTIFICATE OF COMPLIANCE

We certify that the statements made in the report are correct and this repair and/or replacement conforms to the rules of the ASME Code, Section XI repair or replacement.

Type Code Symbol Stamp NA

Certificate of Authorization No. NA Expiration Date NA

Signed: Dewayne Timmons Maint. Welding Supervisor Date 1-15-01
Owner or Owner's Designee, Title

CERTIFICATE OF INSERVICE INSPECTION

I, the undersigned, holding a valid commission issued by the National Board of Boiler Pressure Vessel Inspectors and the State of Michigan and employed by FMIC OF JOHNSTON RI.

have inspected the components described in this Owner's Report during the period 11/29/00 to 1-16-01, and state that to the best of my knowledge and belief, the Owner has performed examinations and taken corrective measures described in this Owner's Report in accordance with the requirements of the ASME Code, Section XI

By signing this certificate neither the Inspector nor his employer makes any warranty, expressed or implied, concerning the examinations and corrective measures described in this Owner's Report. Furthermore, neither the Inspector nor his employer shall be liable in any manner for any personal injury or property damage or of loss of any kind arising from or connected with this inspection.

M. A. Minter Commissions ME 0055, ENDORSE
Inspector's Signature National Board, State, Province, Endorsements

Date: Jan 16 19 2001

24-563

FORM NIS-2 OWNER'S REPORT FOR REPAIRS OR REPLACEMENTS
As Required by the Provisions for the ASME Code Section XI

1. Owner: AMERICAN ELECTRIC POWER Date Performed: 09-11-98
P.O. Box 60 Fort Wayne IN 46801 Unit# 1
2. Plant: D.C.Cook Nuclear Power Plant Job Order# C0009272-01
One Cook Place, Bridgman, MI 49106 Component# 1-GBD-S574
3. Work Performed by: AEP/D.C. COOK Maintenance Department
4. Identification of System: Steam Generator Blowdown
5. (a) Applicable Construction Code: ANSI B31.1, 1983 Ed. NO Add. Code Case: N/A
 (b) Applicable Edition of Section XI Utilized for Repairs or Replacements: 1989, No Addenda
6. Identification of Components Repaired or Replaced and Replacement Components

Name of Component	ASME,ASTM or AISI designation:	Name of Manufacture	Material Identification: M&E# ASP# P.O.#	Year built	Repaired Or Replaced	ASME Code Stamped Yes/No
1-GBD-S574						
"A" KIT	Grinnell Fig 200/201	GRINNELL	M&E# 30-040550 ASP# 17314	N/A	REPLACED	NO

7. Hydrostatic NA Pneumatic NA Nominal Operating Pressure N/A NDE: N/A

Pressure: psi VT-3 Test Temperature F.

25-563

Description of Work: The snubber was repaired using a "A" kit. A VT-3 exam was done under Job Order R14649-01.

Job Order/File: C0009272-01 **ISI CLASS** 2

CERTIFICATE OF COMPLIANCE

We certify that the statements made in the report are correct and this repair and/or replacement conforms to the rules of the ASME Code, Section XI repair or replacement.

Type Code Symbol Stamp NA

Certificate of Authorization No. NA Expiration Date NA

Signed: Dewayne Timmons Maint. Welding Supervisor Date 3-9-01
Owner or Owner's Designee, Title

CERTIFICATE OF INSERVICE INSPECTION

I, the undersigned, holding a valid commission issued by the National Board of Boiler Pressure Vessel Inspectors and the State or Province of Michigan and employed by FMIC OF JOHNSTON RI.

have inspected the components described in this Owner's Report during the period 9-2-98 to 3-12-01, and state that to the best of my knowledge and belief, the Owner has performed examinations and taken corrective measures described in this Owner's Report in accordance with the requirements of the ASME Code, Section XI

By signing this certificate neither the Inspector nor his employer makes any warranty, expressed or implied, concerning the examinations and corrective measures described in this Owner's Report. Furthermore, neither the Inspector nor his employer shall be liable in any manner for any personal injury or property damage or of loss of any kind arising from or connected with this inspection.

M. J. Whittemore Commissions Michigan, END NBT
Inspector's Signature National Board, State, Province, Endorsements

Date: March 12 2001

26-563

FORM NIS-2 OWNER'S REPORT FOR REPAIRS OR REPLACEMENTS
As Required by the Provisions for the ASME Code Section XI

1. Owner: AMERICAN ELECTRIC POWER Date Performed: 12-05-98
P.O. Box 60 Fort Wayne IN 46801 Unit# 1
2. Plant: D.C.Cook Nuclear Power Plant Job Order# C0034027-03
One Cook Place, Bridgman, MI 49106 Component# 1-IFI-310-V2
3. Work Performed by: AEP/D.C. COOK Maintenance Department
4. Identification of System: RESIDUAL HEAT REMOVAL
5. (a) Applicable Construction Code: ANSI B31.1, 1983 Ed. NO Add., Code Case
 (b) Applicable Edition of Section XI Utilized for Repairs or Replacements: 1989, No Addenda
6. **Identification of Components Repaired or Replaced and Replacement Components**

Name of Component	ASME,ASTM or AISI designation:	Name of Manufacture	Material Identification: M&E# ASP# P.O.#	Year built	Repaired Or Replaced	ASME Code Stamped Yes/No
1-IFI-310-V2						
STEM ASSY	ASTM# SA-479	N/A	M&E# 30-035554 ASP# 19101	N/A	REPLACED	NO
BONNET CHAMBER	N/A	N/A	M&E# 30-035394 ASP# 12688	N/A	REPLACED	NO

7. Hydrostatic NA Pneumatic NA Nomial Operating Pressure N/ANDE:

Pressure: psi Test Temperature F.

27-563

Description of Work: The valve was disassembled and then reassembled using a new stem assembly and a new bonnet chamber.

Job Order/File: C0034027-03

ISI CLASS 2

CERTIFICATE OF COMPLIANCE

We certify that the statements made in the report are correct and this repair and/or replacement conforms to the rules of the ASME Code, Section XI repair or replacement.

Type Code Symbol Stamp NA

Certificate of Authorization No. NA Expiration Date NA

Signed: Dewayne Timmons Maint. Welding Supervisor Date 1-15-01
Owner or Owner's Designee, Title

CERTIFICATE OF INSERVICE INSPECTION

I, the undersigned, holding a valid commission issued by the National Board of Boiler Pressure Vessel Inspectors and the State or Province of Michigan and employed by FMIC OF JOHNSTON RI.

have inspected the components described in this Owner's Report during the period 10-14-98 to 01-10-01, and state that to the best of my knowledge and belief, the Owner has performed examinations and taken corrective measures described in this Owner's Report in accordance with the requirements of the ASME Code, Section XI

By signing this certificate neither the Inspector nor his employer makes any warranty, expressed or implied, concerning the examinations and corrective measures described in this Owner's Report. Furthermore, neither the Inspector nor his employer shall be liable in any manner for any personal injury or property damage or of loss of any kind arising from or connected with this inspection.

M/R McIntosh Commissions Mich 0055, ENDRGIF
Inspector's Signature National Board, State, Province, Endorsements

Date: JAN 16 18 2001

28-563

FORM NIS-2 OWNER'S REPORT FOR REPAIR/REPLACEMENT ACTIVITY
As Required by the Provisions of the ASME Code, Section XI

1. Owner Indiana Michigan Power Company Date 12/15/97
Name
One Summit Square, Ft. Wayne, IN 46802
Address
2. Plant Donald C. Cook Unit 1
Name
One Cook Place, Bridgeman, MI 49106
Address Framatome / J.O.C35767-01
Repair/Replacement Organization P.O. No., Job No., etc.
3. Work Performed by Framatome Technologies Type Code Symbol Stamp N/A
Name Authorization No. N/A
155 Mill Ridge Road, Lynchburg, VA 24502 Expiration Date N/A
Address
4. Identification of System Reactor Coolant
5. (a) Applicable Construction Code Section III, 19 65 Edition, Summer 1966 Addenda, Code Case
 (b) Applicable Edition of Section XI Utilized for Repair/Replacement Activity 19 89

6. Identification of Components:

Name of Component	Name of Manufacturer	Manufacturer Serial No.	National Board No.	Other Identification	Year Built	Corrected, Removed, or Installed	ASME Code Stamped (Yes or No)
Steam Gen. #12	Westinghouse	1122	68-32	N/A	1970		Yes

7. Description of Work See Remarks

8. Tests Conducted: Hydrostatic ☐ Pneumatic ☐ Nominal Operating Pressure ☐ Exempt ☒
 Other ☐ Pressure psi Test Temp. °F

NOTE: Supplemental sheets in form of lists, sketches, or drawings may be used, provided (1) size is 8½ in. x 11 in., (2) information in items 1 through 6 on this report is included on each sheet, and (3) each sheet is numbered and number of sheets is recorded at the top of this form.

(12/95)

This form may be obtained from the Order Dept., ASME, 22 Law Drive, Box 2300, Fairfield, NJ 07007-2300.

REPRINT 7/96



E00030

FORM NIS-2 (Back)

29-563

9. Remarks Installed a manual weld plug in steam generator #12 hot leg tube location
row 8, column 19. Applicable Manufacturer's Data Reports to be attached

CERTIFICATE OF COMPLIANCE

I certify that the statements made in the report are correct and that this conforms to the requirements of the ASME Code, Section XI.

Type Code Symbol Stamp NA

Certificate of Authorization No. NA

Expiration Date _____

Signed Harold Behrke

Owner or Owner's Designee, Title

OWNERS

DESIGNEE

Date 1-5, 19 98

MICHIGAN REPAIRER 0309-V

CERTIFICATE OF INSERVICE INSPECTION

I, the undersigned, holding a valid commission issued by the National Board of Boiler and Pressure Vessel Inspectors and the State or Province of Michigan and employed by ARKWRIGHT MUTUAL INS. CO. of Waltham, Ma. have inspected the components described in this Owner's Report during the period 3/25/97 to 3/15/98, and state that to the best of my knowledge and belief, the Owner has performed examinations and taken corrective measures described in this Owner's Report in accordance with the requirements of the ASME Code, Section XI.

By signing this certificate neither the Inspector nor his employer makes any warranty, expressed or implied, concerning the examinations and corrective measures described in this Owner's Report. Furthermore, neither the Inspector nor his employer shall be liable in any manner for any personal injury or property damage or a loss of any kind arising from or connected with this inspection.

Michael P. Wintergael
Inspector's Signature

Commissions MICH 0055, ENGINER

National Board, State, Province, and Endorsements

Date March 5, 19 98

FORM NIS-2 OWNER'S REPORT FOR REPAIRS OR REPLACEMENTS

As Required by the Provisions of the ASME Code Section XI

30-563

NIS-2-253-98

1. Owner AMERICAN ELECTRIC POWER COMPANY Date 01/08/98
 Name
P.O. Box 60 Fort Wayne, IN 46801 Sheet 1 of 3
 Address
2. Plant D.C. COOK NUCLEAR POWER PLANT Unit # 1
 Name
One Cook Place, Bridgman, MI 49106 C40467-02
 Address Repair Org. P.O. No., Job No., etc
3. Work Performed by Installation Services Type Code Symbol Stamp N/A
 Name Authorization No. N/A
Same as #2 Expiration Date N/A
 Address
4. Identification of System CHEMICAL AND VOLUME CONTROL ASME CODE CLASS 2
5. (a) Applicable Const. Code ANSI B31.1 19 83Ed., N/A Add. N/A Code Case
 (b) Applicable Edition of Section XI Utilized for Repairs or Replacements 1989

6. Identification of Components Repaired or Replaced and Replacement Components

Name of Component	Name of Manufacturer	Manuf. Serial No.	Nat. Board No.	Other Identification	Year Built	Repaired Replaced or Replacement	ASME Code Stamped (Yes or No)
1-GCS-R88 FILLER METAL	M&E# 30-044315	ASP# 19459	N/A	E7018	N/A	REPLACE- MENT	NO
1-GCS-R115 2 x 2 x 3/8 CS ANGLE	M&E# 30-153030	ASP# 19842	N/A	A36 (90)	N/A	REPLACE- MENT	NO
1-GCS-R116 1/2 CS PLATE	M&E# 30-153188	ASP# 17202	N/A	A36 (93a)	N/A	REPLACE- MENT	NO
1-GCS-R116 2 x 2 x 3/8 CS ANGLE	M&E# 30-153030	ASP# 19842	N/A	A36 (90)	N/A	REPLACE- MENT	NO
1-GCS-R141 3 x 3 x 3/8 CS ANGLE	M&E# 30-153032	ASP# 18722	N/A	A36 (90)	N/A	REPLACE- MENT	NO
1-GCS-R218 3/4 CS PLATE	M&E# 30-153217	ASP# 18084	N/A	A36 (91)	N/A	REPLACE- MENT	NO
1-GCS-R218 4 x 3 x 5/16 TUBE STEEL	M&E# 30-153280	ASP# 17126	N/A	A500 GR B (90a)	N/A	REPLACE- MENT	NO
1-GCS-R218 3/4 HILTI BOLT	M&E# 30-046280	ASP# 16861	N/A	HILTI KB II 34-8	N/A	REPLACE- MENT	NO

7. Description of Work INSTALLED AND MODIFIED SUPPORTS 1-GCS-R88, 1-GCS-R115
1-GCS-R116, 1-GCS-R141, 1-GCS-R218 AND 1-ACS-R4005 PER DESIGN CHANGE DCP-116.

8. Test Conducted: Hydrostatic ☐ Pneumatic ☐ Nominal Operating Pressure ☐
 N/A ☒ Other ☐ Pressure N/A psi Test Temp. N/A °F

NOTE: Supplemental sheets in form of lists, sketches, or drawings may be used, provided (1) size is 8-1/2 in. x 11 in., (2) information in items 1 through 6 on this report is included on each sheet, and (3) each sheet is numbered and the number of sheets is recorded at the top of this form.

FORM NIS-2 OWNER'S REPORT FOR REPAIRS OR REPLACEMENTS

As Required by the Provisions of the ASME Code Section XI

31-563

NIS-2-253-98

1. Owner AMERICAN ELECTRIC POWER COMPANY Date 01/08/98
 Name
P.O. Box 60 Fort Wayne, IN 46801 Sheet 2 of 3
 Address
2. Plant D.C. COOK NUCLEAR POWER PLANT Unit # 1
 Name
One Cook Place, Bridgman, MI 49106 C40467-02
 Address Repair Org. P.O. No., Job No., etc
3. Work Performed by Installation Services Type Code Symbol Stamp N/A
 Name Authorization No. N/A
Same as #2 Expiration Date N/A
 Address
4. Identification of System CHEMICAL AND VOLUME CONTROL ASME CODE CLASS 2
5. (a) Applicable Const. Code ANSI B31.1 19 83Ed., N/A Add. N/A Code Case
 (b) Applicable Edition of Section XI Utilized for Repairs or Replacements 1989
6. Identification of Components Repaired or Replaced and Replacement Components

Name of Component	Name of Manufacturer	Manuf. Serial No.	Nat. Board No.	Other Identification	Year Built	Repaired Replaced or Replacement	ASME Code Stamped (Yes or No)
1-GCS-R218 ¾ HILTI BOLT	M&E# 30-046281	ASP# 16861	N/A	HILTI KB II 34-10	N/A	REPLACE- MENT	NO
1-GCS-R218 3 x 2 x ¾ TUBE STEEL	M&E# 30-153277	ASP# 20070	N/A	A500 GR B (90)	N/A	REPLACE- MENT	NO
1-GCS-R218 5/8 CS PLATE	M&E# 30-153194	ASP# 16017	N/A	A36 (93)	N/A	REPLACE- MENT	NO
1-ACS-R4005 FIG #640 SWAY STRUT	P.O. # 66172-042-7X	ASP# 19755	N/A	SIZE C P.O. ITEM 2	N/A	REPLACE- MENT	NO
1-ACS-R4005 4 x 4 x ¾ TUBE STEEL	M&E# 30-153269	ASP# 19757	N/A	A500 GR B (93)	N/A	REPLACE- MENT	NO
1-ACS-R4005 ¾ CS PLATE	M&E# 30-153217	ASP# 18928	N/A	A36 (91)	N/A	REPLACE- MENT	NO
1-ACS-R4005 ¾ HILTI BOLT	M&E# 30-046280	ASP# 14398	N/A	HILTI KB II 34-7	N/A	REPLACE- MENT	NO
1-ACS-R4005 ¾ HILTI BOLT	M&E# 30-046281	ASP# 16861	N/A	HILTI KB II 34-10	N/A	REPLACE- MENT	NO

7. Description of Work INSTALLED AND MODIFIED SUPPORTS 1-GCS-R88, 1-GCS-R115, 1-GCS-R116, 1-GCS-R141, 1-GCS-R218 AND 1-ACS-R4005 PER DESIGN CHANGE DCP-116.

8. Test Conducted: Hydrostatic ☐ Pneumatic ☐ Nominal Operating Pressure ☐
 N/A ☒ Other ☐ Pressure N/A psi Test Temp. N/A °F

NOTE: Supplemental sheets in form of lists, sketches, or drawings may be used, provided (1) size is 8-1/2 in. x 11 in., (2) information in items 1 through 6 on this report is included on each sheet, and (3) each sheet is numbered and the number of sheets is recorded at the top of this form.

32-563

FORM NIS-2 (Back)

Remarks

Applicable Manufacturer's Data Reports to be attached

Ref. JO: C40467-02

DESIGN CHANGE: DCP-116

REPAIR/REPLACEMENT TRAVELER: C40467-02

ISI CLASS: 2

CERTIFICATE OF COMPLIANCE

We certify that the statements made in the report are correct and this
REPLACEMENT conforms to the rules of the ASME Code, Section XI.
 repair or replacement

Type Code Symbol Stamp N/ACertificate of Authorization No. N/A Expiration Date N/A

Signed Wayne Cretsinger, Senior Planner
 Owner or Owner's Designee, Title

Date JAN. 8, 1998

CERTIFICATE OF INSERVICE INSPECTION

I, the undersigned, holding a valid commission issued by the National Board of Boiler and Pressure Vessel Inspectors and the State or Province of Michigan and employed by ARKWRIGHT MUTUAL INS. CO. of WALTHAM, MASS. have inspected the components described in this Owner's Report during the period 12-6-97 to 1-30-98, and state that to the best of my knowledge and belief, the Owner has performed examinations and taken corrective measures described in this Owner's Report in accordance with the requirements of the ASME Code, Section XI.

By signing this certificate neither the Inspector nor his employer makes any warranty, expressed or implied, concerning the examinations and corrective measures described in this Owner's Report. Furthermore, neither the Inspector nor his employer shall be liable in any manner for any personal injury or property damage or a loss of any kind arising from or connected with this inspection.

MR. Whitcomb
 Inspector's Signature

Commissions Michigan, End NEI
 National Board, State, Province, Endorsements

Date JANUARY 30 19 98

FORM NIS-2 OWNER'S REPORT FOR REPAIRS OR REPLACEMENTS

As Required by the Provisions of the ASME Code Section XI

33-563

NIS-2-254-98

- Owner AMERICAN ELECTRIC POWER COMPANY Date 01/09/98
 Name
P.O. Box 60 Fort Wayne, IN 46801 Sheet 1 of 2
 Address
 2. Plant D.C. COOK NUCLEAR POWER PLANT Unit # 1
 Name
One Cook Place, Bridgman, MI 49106 C40467-07
 Address
 Repair Org. P.O. No., Job No., etc
 3. Work Performed by Installation Services Type Code Symbol Stamp N/A
 Name
 Authorization No. N/A
Same as #2 Expiration Date N/A
 Address
4. Identification of System CHEMICAL AND VOLUME CONTROL ASME CODE CLASS 2
 5. (a) Applicable Const. Code ANSI B31.1 19 83Ed., N/A Add. N/A Code Case
 (b) Applicable Edition of Section XI Utilized for Repairs or Replacements 1989
 6. Identification of Components Repaired or Replaced and Replacement Components

Name of Component	Name of Manufacturer	Manuf. Serial No.	Nat. Board No.	Other Identification	Year Built	Repaired or Replacement	ASME Code Stamped (Yes or No)
1-GCS-R86 ¾ CS PLATE	M&E# 30-153217	ASP# 16493	N/A	A36 (91)	N/A	REPLACE- MENT	NO
1-GCS-R86 HILTI BOLT	M&E# 30-046271	ASP# 18649	N/A	HILTI KB II 12-7	N/A	REPLACE- MENT	NO
1-GCS-R86 ¾ CS PLATE	M&E# 30-153190	ASP# 16085	N/A	A36 (93a)	N/A	REPLACE- MENT	NO
1-GCS-R86 1/8 CS PLATE	M&E# 30-153125	ASP# 16652	N/A	A570 GR45 (92)	N/A	REPLACE- MENT	NO
1-GCS-R94 1 CS PLATE	M&E# 30-153179	ASP# 15171	N/A	A36 (90)	N/A	REPLACE- MENT	NO
1-GCS-R234 1/8 CS PLATE	M&E# 30-153123	ASP# 19770	N/A	A570 GR45 (92)	N/A	REPLACE- MENT	NO
1-GCS-R234 2 CS PLATE	M&E# 30-153218	ASP# 18215	N/A	A36 (91)	N/A	REPLACE- MENT	NO

7. Description of Work REWORK SUPPORTS 1-GCS-R86, 1-GCS-R94 AND 1-GCS-R234 PER DESIGN CHANGE DCP-116.

8. Test Conducted: Hydrostatic ☐ Pneumatic ☐ Nominal Operating Pressure ☐
 N/A ☒ Other ☐ Pressure N/A psi Test Temp. N/A °F

NOTE: Supplemental sheets in form of lists, sketches, or drawings may be used, provided (1) size is 8-1/2 in. x 11 in., (2) information in items 1 through 6 on this report is included on each sheet, and (3) each sheet is numbered and the number of sheets is recorded at the top of this form.

34-563

FORM NIS-2 (Back)

Remarks

Applicable Manufacturer's Data Reports to be attached

Ref. JO: C40467-07

DESIGN CHANGE: DCP-116

REPAIR/REPLACEMENT TRAVELER: C40467-07

ISI CLASS: 2

CERTIFICATE OF COMPLIANCE

We certify that the statements made in the report are correct and this
REPLACEMENT conforms to the rules of the ASME Code, Section XI.
 repair or replacement

Type Code Symbol Stamp N/ACertificate of Authorization No. N/A Expiration Date N/A

Signed Wayne Cretsinger, Senior Planner
 Owner or Owner's Designee, Title

Date Jan. 9, 1998

CERTIFICATE OF INSERVICE INSPECTION

I, the undersigned, holding a valid commission issued by the National Board of Boiler And Pressure Vessel Inspectors and the State or Province of Michigan and employed by ARKWRIGHT MUTUAL INS. CO. of WALTHAM, MASS. have inspected the components described in this Owner's Report during the period 8/20/97 to 2/4/98, and state that to the best of my knowledge and belief, the Owner has performed examinations and taken corrective measures described in this Owner's Report in accordance with the requirements of the ASME Code, Section XI.

By signing this certificate neither the Inspector nor his employer makes any warranty, expressed or implied, concerning the examinations and corrective measures described in this Owner's Report. Furthermore, neither the Inspector nor his employer shall be liable in any manner for any personal injury or property damage or a loss of any kind arising from or connected with this inspection.

W. Cretsinger
 Inspector's Signature

Commissions Michigan, ENR NFI
 National Board, State, Province, Endorsements

Date February 4, 1998

FORM NIS-2 OWNER'S REPORT FOR REPAIRS OR REPLACEMENTS

As Required by the Provisions of the ASME Code Section XI

35-563

NIS-2-255-98

1. Owner AMERICAN ELECTRIC POWER COMPANY Date 01/09/98
 Name
P.O. Box 60 Fort Wayne, IN 46801 Sheet 1 of 2
 Address
2. Plant D.C. COOK NUCLEAR POWER PLANT Unit # 1
 Name
One Cook Place, Bridgman, MI 49106 C40467-08
 Address Repair Org. P.O. No., Job No., etc
 Type Code Symbol Stamp N/A
 Authorization No. N/A
 Expiration Date N/A
3. Work Performed by Installation Services
 Name
Same as #2
 Address
4. Identification of System CHEMICAL AND VOLUME CONTROL ASME CODE CLASS 2
5. (a) Applicable Const. Code ANSI B31.1 19 83Ed., N/A Add. N/A Code Case
 (b) Applicable Edition of Section XI Utilized for Repairs or Replacements 1989
6. Identification of Components Repaired or Replaced and Replacement Components

Name of Component	Name of Manufacturer	Manuf. Serial No.	Nat. Board No.	Other Identification	Year Built	Repaired Replaced or Replacement	ASME Code Stamped (Yes or No)
1-GCS-R132 2 x 2 x 3/8 CS ANGLE	M&E# 30-153030	ASP# 11779	N/A	A36 (90)	N/A	REPLACE- MENT	NO
1-GCS-R176 1/2 x 4 UBOLT	M&E# 30-024120	ASP# 18925	N/A	FIG 137N	N/A	REPLACE- MENT	NO
1-GCS-R178 1 CS PLATE	M&E# 30-153177	ASP# 15569	N/A	A36 (90)	N/A	REPLACE- MENT	NO
1-GCS-R207 1 HILTI BOLT	M&E# 30-046288	ASP# 14640	N/A	HILTI KB II 1-12	N/A	REPLACE- MENT	NO
1-GCS-R207 1/2 CS PLATE	M&E# 30-153250	ASP# 12145	N/A	A36 (93a)	N/A	REPLACE- MENT	NO
1-GCS-R207 4 x 4 x 3/8 TUBE STEEL	M&E# 30-153271	ASP# 17870	N/A	A36 (93)	N/A	REPLACE- MENT	NO
1-GCS-R207 1 CS PLATE	M&E# 30-153214	ASP# 19099	N/A	A36 (90)	N/A	REPLACE- MENT	NO
1-GCS-R207 1/8 CS PLATE	M&E# 30-153125	ASP# 18319	N/A	A570 GR45 (92)	N/A	REPLACE- MENT	NO

7. Description of Work REWORK SUPPORTS 1-GCS-R132, 1-GCS-R176, 1-GCS-R178 AND 1-GCS-R207 PER DESIGN CHANGE DCP-116.

8. Test Conducted: Hydrostatic ☐ Pneumatic ☐ Nominal Operating Pressure ☐
 N/A ☒ Other ☐ Pressure N/A psi Test Temp. N/A °F

NOTE: Supplemental sheets in form of lists, sketches, or drawings may be used, provided (1) size is 8-1/2 in. x 11 in., (2) information in items 1 through 6 on this report is included on each sheet, and (3) each sheet is numbered and the number of sheets is recorded at the top of this form.

FORM NIS-2 (Back)

Remarks

Applicable Manufacturer's Data Reports to be attached

Ref. JO: C40467-08

DESIGN CHANGE: DCP-116

REPAIR/REPLACEMENT TRAVELER: C40467-08

ISI CLASS: 2

CERTIFICATE OF COMPLIANCE

We certify that the statements made in the report are correct and this
REPLACEMENT conforms to the rules of the ASME Code, Section XI.
 repair or replacement

Type Code Symbol Stamp N/ACertificate of Authorization No. N/A Expiration Date N/A

Signed Wayne Gretzinger, Senior Planner
 Owner or Owner's Designee, Title

Date JAN. 9, 19 98

CERTIFICATE OF INSERVICE INSPECTION

I, the undersigned, holding a valid commission issued by the National Board of Boiler And Pressure Vessel Inspectors and the State or Province of Michigan and employed by ARKWRIGHT MUTUAL INS. CO. of WALTHAM, MASS. have inspected the components described in this Owner's Report during the period 12-12-97 to 2-3-98, and state that to the best of my knowledge and belief, the Owner has performed examinations and taken corrective measures described in this Owner's Report in accordance with the requirements of the ASME Code, Section XI.

By signing this certificate neither the Inspector nor his employer makes any warranty, expressed or implied, concerning the examinations and corrective measures described in this Owner's Report. Furthermore, neither the Inspector nor his employer shall be liable in any manner for any personal injury or property damage or a loss of any kind arising from or connected with this inspection.

MR. Waterspugh
 Inspector's Signature

Commissions MICHIGAN, ENDORSEMENT
 National Board, State, Province, Endorsements

Date FEBRUARY 3 19 98

FORM NIS-2 OWNER'S REPORT FOR REPAIRS OR REPLACEMENTS

As Required by the Provisions of the ASME Code Section XI

37-563

NIS-2-249-97

Owner AMERICAN ELECTRIC POWER COMPANY Date 02/19/98
 Name
P.O. Box 60 Fort Wayne, IN 46801 Sheet 1 of 2
 Address
 2. Plant D.C. COOK NUCLEAR POWER PLANT Unit # 1
 Name
One Cook Place, Bridgman, MI 49106 C40467-09
 Address
 3. Work Performed by Installation Services Repair Org. P.O. No., Job No., etc
 Name
Same as #2 Type Code Symbol Stamp N/A
 Authorization No. N/A
 Expiration Date N/A
 Address

4. Identification of System SAFETY INJECTION ASME CODE CLASS 2
 5. (a) Applicable Const. Code ANSI B31.1 19 83Ed., N/A Add. N/A Code Case
 (b) Applicable Edition of Section XI Utilized for Repairs or Replacements 1989
 6. Identification of Components Repaired or Replaced and Replacement Components

Name of Component	Name of Manufacturer	Manuf. Serial No.	Nat. Board No.	Other Identification	Year Built	Repaired Replaced or Replacement	ASME Code Stamped (Yes or No)
1-GSI-R4 ½ CS PLATE	M&E# 30-153191	ASP# 19061	N/A	A36 (93a)	N/A	REPLACE- MENT	NO
-GSI-R4 ¾ x 2½ x ¼ TUBE STEEL	M&E# 30-150167	ASP# 12087	N/A	A500 GR B (90)	N/A	REPLACE- MENT	NO
1-GSI-R4 1 SS PLATE	M&E# 30-153222	ASP# 12735	N/A	SA240 TP304	N/A	REPLACE- MENT	NO
1-GSI-R119 ½ CS PLATE	M&E# 30-153188	ASP# 19061	N/A	A36 (93a)	N/A	REPLACE- MENT	NO
1-GSI-R807 FIG #211 SWAY STRUT	P.O. # 66172-042-7X	ASP# 19755	N/A	SIZE 1 P.O. ITEM 14	N/A	REPLACE- MENT	NO
1-GSI-R808 ½ CS PLATE	M&E# 30-153188	ASP# 17202	N/A	A36 (93a)	N/A	REPLACE- MENT	NO
1-GSI-R808 ½ CS PLATE	M&E# 30-153186	ASP# 19662	N/A	A36 (93)	N/A	REPLACE- MENT	NO
1-GSI-R808 ¾ CS PLATE	M&E# 30-153129	ASP# 19616	N/A	A36 (91)	N/A	REPLACE- MENT	NO
1-GSI-R819 1½ x 1½ x ¼ CS ANGLE	M&E# 30-153010	ASP# 17619	N/A	A36 (93a)	N/A	REPLACE- MENT	NO

7. Description of Work REWORK SUPPORTS 1-GSI-R4, 1-GSI-R119, 1-GSI-R807 1-GSI-R808 AND 1-GSI-R819 PER DESIGN CHANGE DCP-116.

Test Conducted: Hydrostatic ☐ Pneumatic ☐ Nominal Operating Pressure ☐
 N/A ☒ Other ☐ Pressure N/A psi Test Temp. N/A °F

NOTE: Supplemental sheets in form of lists, sketches, or drawings may be used, provided (1) size is 8-1/2 in. x 11 in., (2) information in items 1 through 6 on this report is included on each sheet, and (3) each sheet is numbered and the number of sheets is recorded at the top of this form.

38-563

FORM NIS-2 (Back)

Remarks Applicable Manufacturer's Data Reports to be attached

Ref. JO: C40467-09

DESIGN CHANGE: DCP-116

REPAIR/REPLACEMENT TRAVELER: C40467-09

ISI CLASS: 2

CERTIFICATE OF COMPLIANCE

We certify that the statements made in the report are correct and this REPLACEMENT conforms to the rules of the ASME Code, Section XI. repair or replacement

Type Code Symbol Stamp N/A

Certificate of Authorization No. N/A Expiration Date N/A

Signed Wayne Cretsinger, Senior Planner Date FEB 19, 1998
Owner or Owner's Designee, Title

CERTIFICATE OF INSERVICE INSPECTION

I, the undersigned, holding a valid commission issued by the National Board of Boiler And Pressure Vessel Inspectors and the State or Province of Michigan and employed by ARKWRIGHT MUTUAL INS. CO. of WALTHAM, MASS. have inspected the components described in this Owner's Report during the period 8-12-97 to 2-23-98, and state that to the best of my knowledge and belief, the Owner has performed examinations and taken corrective measures described in this Owner's Report in accordance with the requirements of the ASME Code, Section XI.

By signing this certificate neither the Inspector nor his employer makes any warranty, expressed or implied, concerning the examinations and corrective measures described in this Owner's Report. Furthermore, neither the Inspector nor his employer shall be liable in any manner for any personal injury or property damage or a loss of any kind arising from or connected with this inspection.

MR. [Signature] Commissions Mich 0055, E.I. N&I
Inspector's Signature National Board, State, Province, Endorsements

Date February 23 19 98

FORM NIS-2 OWNER'S REPORT FOR REPAIRS OR REPLACEMENTS

As Required by the Provisions of the ASME Code Section XI

39-563
NIS-2-256-98

1. Owner AMERICAN ELECTRIC POWER COMPANY Date 01/09/98
 Name
P.O. Box 60 Fort Wayne, IN 46801 Sheet 1 of 2
 Address
2. Plant D.C. COOK NUCLEAR POWER PLANT Unit # 1
 Name
One Cook Place, Bridgman, MI 49106 C40467-10
 Address
3. Work Performed by Installation Services Repair Org. P.O. No., Job No., etc
 Name
Same as #2 Type Code Symbol Stamp N/A
 Address Authorization No. N/A
 Expiration Date N/A
4. Identification of System SAFETY INJECTION ASME CODE CLASS 2
5. (a) Applicable Const. Code ANSI B31.1 19 83Ed. N/A Add. N/A Code Case
 (b) Applicable Edition of Section XI Utilized for Repairs or Replacements 1989
6. Identification of Components Repaired or Replaced and Replacement Components

Name of Component	Name of Manufacturer	Manuf. Serial No.	Nat. Board No.	Other Identification	Year Built	Repaired Replaced or Replacement	ASME Code Stamped (Yes or No)
1-GSI-R14 3 x 3 x 1/4 CS ANGLE	M&E# 30-153016	ASP# 19453	N/A	A36 (91)	N/A	REPLACE- MENT	NO
1-GSI-R14 1 CS PLATE	M&E# 30-153177	ASP# 13224	N/A	A36 (90)	N/A	REPLACE- MENT	NO
1-GSI-R15 3 x 3 x 1/4 CS ANGLE	M&E# 30-153016	ASP# 19453	N/A	A36 (91)	N/A	REPLACE- MENT	NO
1-GSI-R15 1 CS PLATE	M&E# 30-153177	ASP# 13224	N/A	A36 (90)	N/A	REPLACE- MENT	NO
1-GSI-R814 1/4 CS PLATE	M&E# 30-153211	ASP# 18738	N/A	A36 (90)	N/A	REPLACE- MENT	NO
1-GSI-R814 1/4 HILTI BOLT	M&E# 30-046271	ASP# 18649	N/A	HILTI KB II 12-7	N/A	REPLACE- MENT	NO
1-GSI-R814 1/4 CS PLATE	M&E# 30-153199	ASP# 18769	N/A	A36 (90)	N/A	REPLACE- MENT	NO

7. Description of Work REWORK SUPPORTS 1-GSI-R14, 1-GSI-R15 AND 1-GSI-R814 PER DESIGN CHANGE DCP-116.

8. Test Conducted: Hydrostatic ☐ Pneumatic ☐ Nominal Operating Pressure ☐
 N/A ☒ Other ☐ Pressure N/A psi Test Temp. N/A °F

NOTE: Supplemental sheets in form of lists, sketches, or drawings may be used, provided (1) size is 8-1/2 in. x 11 in., (2) information in items 1 through 6 on this report is included on each sheet, and (3) each sheet is numbered and the number of sheets is recorded at the top of this form.

FORM NIS-2 (Back)

Remarks

Applicable Manufacturer's Data Reports to be attached

Ref. JO: C40467-10

DESIGN CHANGE: DCP-116

REPAIR/REPLACEMENT TRAVELER: C40467-10

ISI CLASS: 2

CERTIFICATE OF COMPLIANCE

We certify that the statements made in the report are correct and this
REPLACEMENT conforms to the rules of the ASME Code, Section XI.
 repair or replacement

Type Code Symbol Stamp N/ACertificate of Authorization No. N/A Expiration Date N/A

Signed Wayne Cretsinger, Senior Planner
 Owner or Owner's Designee, Title

Date Jan. 9, 1998

CERTIFICATE OF INSERVICE INSPECTION

I, the undersigned, holding a valid commission issued by the National Board of Boiler And Pressure Vessel Inspectors and the State or Province of Michigan and employed by ARKWRIGHT MUTUAL INS. CO. of WALTHAM, MASS. have inspected the components described in this Owner's Report during the period 9-5-97 to 2-3-98, and state that to the best of my knowledge and belief, the Owner has performed examinations and taken corrective measures described in this Owner's Report in accordance with the requirements of the ASME Code, Section XI.

By signing this certificate neither the Inspector nor his employer makes any warranty, expressed or implied, concerning the examinations and corrective measures described in this Owner's Report. Furthermore, neither the Inspector nor his employer shall be liable in any manner for any personal injury or property damage or a loss of any kind arising from or connected with this inspection.

Mr. Matraspaugh
 Inspector's Signature

Commissions Michigan, and NBE
 National Board, State, Province, Endorsements

Date February 3 19 98

FORM NIS-2 OWNER'S REPORT FOR REPAIRS OR REPLACEMENTS

As Required by the Provisions of the ASME Code Section XI

41-563

NIS-2-261-98

- Owner AMERICAN ELECTRIC POWER COMPANY Date 01/15/98
 Name
P.O. Box 60 Fort Wayne, IN 46801 Sheet 1 of 2
 Address
 2. Plant D.C. COOK NUCLEAR POWER PLANT Unit # 1
 Name
One Cook Place, Bridgman, MI 49106 C40467-11
 Address
 Repair Org. P.O. No., Job No., etc
 3. Work Performed by Installation Services Type Code Symbol Stamp N/A
 Name
Same as #2 Authorization No. N/A
 Address
 Expiration Date N/A
 4. Identification of System SAFETY INJECTION ASME CODE CLASS 2
 5. (a) Applicable Const. Code ANSI B31.1 19 83Ed. N/A Add. N/A Code Case
 (b) Applicable Edition of Section XI Utilized for Repairs or Replacements 1989
 6. Identification of Components Repaired or Replaced and Replacement Components

Name of Component	Name of Manufacturer	Manuf. Serial No.	Nat. Board No.	Other Identification	Year Built	Repaired Replaced or Replacement	ASME Code Stamped (Yes or No)
1-GSI-R69 1 CS PLATE	M&E# 30-153181	ASP# 13675	N/A	A36 (90)	N/A	REPLACE-MENT	NO
1-GSI-R69 1/2 CS PLATE	M&E# 30-153216	ASP# 11796	N/A	A36 (91)	N/A	REPLACE-MENT	NO
1-GSI-R69 1/8 CS PLATE	M&E# 30-153123	ASP# 19770	N/A	A570 GR45 (92)	N/A	REPLACE-MENT	NO
1-GSI-V147 1/2 CS PLATE	M&E# 30-153148	ASP# 16973	N/A	A36 (91)	N/A	REPLACE-MENT	NO

7. Description of Work REWORK SUPPORTS 1-GSI-R69 AND 1-GSI-V147 PER DESIGN CHANGE DCP-116.

8. Test Conducted: Hydrostatic ☐ Pneumatic ☐ Nominal Operating Pressure ☐
 N/A ☒ Other ☐ Pressure N/A psi Test Temp. N/A °F

NOTE: Supplemental sheets in form of lists, sketches, or drawings may be used, provided (1) size is 8-1/2 in. x 11 in., (2) information in items 1 through 6 on this report is included on each sheet, and (3) each sheet is numbered and the number of sheets is recorded at the top of this form.

FORM NIS-2 (Back)

Remarks

Applicable Manufacturer's Data Reports to be attached

Ref. JO: C40467-11

DESIGN CHANGE: DCP-116

REPAIR/REPLACEMENT TRAVELER: C40467-11

ISI CLASS: 2

CERTIFICATE OF COMPLIANCE

We certify that the statements made in the report are correct and this REPLACEMENT conforms to the rules of the ASME Code, Section XI. repair or replacement

Type Code Symbol Stamp N/ACertificate of Authorization No. N/A Expiration Date N/A

Signed Wayne Cretsinger, Senior Planner
Owner or Owner's Designee, Title

Date JAN. 15, 19 98

CERTIFICATE OF INSERVICE INSPECTION

I, the undersigned, holding a valid commission issued by the National Board of Boiler And Pressure Vessel Inspectors and the State or Province of Michigan and employed by ARKWRIGHT MUTUAL INS. CO. of WALTHAM, MASS. have inspected the components described in this Owner's Report during the period 2/15/97 to 2/3/98, and state that to the best of my knowledge and belief, the Owner has performed examinations and taken corrective measures described in this Owner's Report in accordance with the requirements of the ASME Code, Section XI.

By signing this certificate neither the Inspector nor his employer makes any warranty, expressed or implied, concerning the examinations and corrective measures described in this Owner's Report. Furthermore, neither the Inspector nor his employer shall be liable in any manner for any personal injury or property damage or a loss of any kind arising from or connected with this inspection.

MR. [Signature]
Inspector's Signature

Commissions MICHIGAN, ENDORSE
National Board, State, Province, Endorsements

Date FEBRUARY 3 19 98

FORM NIS-2 OWNER'S REPORT FOR REPAIRS OR REPLACEMENTS

As Required by the Provisions of the ASME Code Section XI

43-563

NIS-2-257-98

- Owner AMERICAN ELECTRIC POWER COMPANY Date 01/09/98
 Name
P.O. Box 60 Fort Wayne, IN 46801 Sheet 1 of 3
 Address
 2. Plant D.C. COOK NUCLEAR POWER PLANT Unit # 1
 Name
One Cook Place, Bridgman, MI 49106 C40467-12
 Address Repair Org. P.O. No., Job No., etc
 3. Work Performed by Installation Services Type Code Symbol Stamp N/A
 Name Authorization No. N/A
Same as #2 Expiration Date N/A
 Address
 4. Identification of System CONTAINMENT SPRAY ASME CODE CLASS 2
 5. (a) Applicable Const. Code ANSI B31.1 19 83Ed., N/A Add. N/A Code Case
 (b) Applicable Edition of Section XI Utilized for Repairs or Replacements 1989

6. Identification of Components Repaired or Replaced and Replacement Components

Name of Component	Name of Manufacturer	Manuf. Serial No.	Nat. Board No.	Other Identification	Year Built	Repaired Replaced or Replacement	ASME Code Stamped (Yes or No)
1-GCTS-R73 IG #211N SWAY STRUT	P.O. # 66172-042-7X	ASP# 19755	N/A	SIZE B P.O. ITEM 3	N/A	REPLACE- MENT	NO
1-GCTS-R73 ½ CS PLATE	M&E# 30-153193	ASP# 15650	N/A	A36 (93a)	N/A	REPLACE- MENT	NO
1-GCTS-R73 ¼ CS PLATE	M&E# 30-153185	ASP# 14257	N/A	A36 (93a)	N/A	REPLACE- MENT	NO
1-GCTS-R73 3/8 CS PLATE	M&E# 30-153143	ASP# 17466	N/A	A36 (93A)	N/A	REPLACE- MENT	NO
1-GCTS-R76 FIG #211N SWAY STRUT	P.O. # 66172-042-7X	ASP# 19755	N/A	SIZE 2 P.O. ITEM 4	N/A	REPLACE- MENT	NO
1-GCTS-R160A FIG #211N SWAY STRUT	P.O. # 66172-042-7X	ASP# 19755	N/A	SIZE C P.O. ITEM 5	N/A	REPLACE- MENT	NO
1-GCTS-R161 FIG #211N SWAY STRUT	P.O. # 66172-042-7X	ASP# 19755	N/A	SIZE C P.O. ITEM 6	N/A	REPLACE- MENT	NO
1-GCTS-R161 ½ CS PLATE	M&E# 30-153193	ASP# 15650	N/A	A36 (93a)	N/A	REPLACE- MENT	NO

7. Description of Work INSTALLED AND MODIFIED SUPPORTS 1-GCTS-R73, 1-GCTS-R76, 1-GCTS-R160A AND 1-GCTS-R-161 PER DESIGN CHANGE DCP-116.

Test Conducted: Hydrostatic ☐ Pneumatic ☐ Nominal Operating Pressure ☐
 N/A ☒ Other ☐ Pressure N/A psi Test Temp. N/A °F

NOTE: Supplemental sheets in form of lists, sketches, or drawings may be used, provided (1) size is 8-1/2 in. x 11 in., (2) information in items 1 through 6 on this report is included on each sheet, and (3) each sheet is numbered and the number of sheets is recorded at the top of this form.

FORM NIS-2 OWNER'S REPORT FOR REPAIRS OR REPLACEMENTS

As Required by the Provisions of the ASME Code Section XI

44-563

NIS-2-257-98

1. Owner AMERICAN ELECTRIC POWER COMPANY Date 01/09/98
 Name
P.O. Box 60 Fort Wayne, IN 46801 Sheet 2 of 3
 Address
2. Plant D.C. COOK NUCLEAR POWER PLANT Unit # 1
 Name
One Cook Place, Bridgman, MI 49106 C40467-12
 Address Repair Org. P.O. No., Job No., etc
3. Work Performed by Installation Services Type Code Symbol Stamp N/A
 Name Authorization No. N/A
Same as #2 Expiration Date N/A
 Address
4. Identification of System CONTAINMENT SPRAY ASME CODE CLASS 2
5. (a) Applicable Const. Code ANSI B31.1 19 83Ed., N/A Add. N/A Code Case
 (b) Applicable Edition of Section XI Utilized for Repairs or Replacements 1989

6. Identification of Components Repaired or Replaced and Replacement Components

Name of Component	Name of Manufacturer	Manuf. Serial No.	Nat. Board No.	Other Identification	Year Built	Repaired Replaced or Replacement	ASME Code Stamped (Yes or No)
1-GCS-R218 5/8 HILTI BOLT	M&E# 30-046274	ASP# 14398	N/A	HILTI KB II 58-812	N/A	REPLACE- MENT	NO

7. Description of Work INSTALLED AND MODIFIED SUPPORTS 1-GCTS-R73, 1-GCTS-R76, 1-GCTS-R160A AND 1-GCTS-R161 PER DESIGN CHANGE DCP-116.

8. Test Conducted: Hydrostatic ☐ Pneumatic ☐ Nominal Operating Pressure ☐
 N/A ☒ Other ☐ Pressure N/A psi Test Temp. N/A °F

NOTE: Supplemental sheets in form of lists, sketches, or drawings may be used, provided (1) size is 8-1/2 in. x 11 in., (2) information in items 1 through 6 on this report is included on each sheet, and (3) each sheet is numbered and the number of sheets is recorded at the top of this form.

FORM NIS-2 (Back)

Remarks

Applicable Manufacturer's Data Reports to be attached

Ref. JO: C40467-12

DESIGN CHANGE: DCP-116

REPAIR/REPLACEMENT TRAVELER: C40467-12

ISI CLASS: 2

CERTIFICATE OF COMPLIANCE

We certify that the statements made in the report are correct and this
REPLACEMENT conforms to the rules of the ASME Code, Section XI.
 repair or replacement

Type Code Symbol Stamp N/ACertificate of Authorization No. N/A Expiration Date N/A

Signed Wayne Cretsinger, Senior Planner Date Jan 9, 19 98
 Owner or Owner's Designee, Title

CERTIFICATE OF INSERVICE INSPECTION

I, the undersigned, holding a valid commission issued by the National Board of Boiler and Pressure Vessel Inspectors and the State or Province of Michigan and employed by ARKWRIGHT MUTUAL INS. CO. of WALTHAM, MASS. have inspected the components described in this Owner's Report during the period 6/20/97 to 2/3/98, and state that to the best of my knowledge and belief, the Owner has performed examinations and taken corrective measures described in this Owner's Report in accordance with the requirements of the ASME Code, Section XI.

By signing this certificate neither the Inspector nor his employer makes any warranty, expressed or implied, concerning the examinations and corrective measures described in this Owner's Report. Furthermore, neither the Inspector nor his employer shall be liable in any manner for any personal injury or property damage or a loss of any kind arising from or connected with this inspection.

W. J. Monters Commissions MASS, ENI
 Inspector's Signature National Board, State, Province, Endorsements

Date February 3, 19 98

FORM NIS-2 OWNER'S REPORT FOR REPAIRS OR REPLACEMENTS

As Required by the Provisions of the ASME Code Section XI

46-563

NIS-2-258-98

1. Owner AMERICAN ELECTRIC POWER COMPANY Date 01/09/98
 Name
P.O. Box 60 Fort Wayne, IN 46801 Sheet 1 of 3
 Address
2. Plant D.C. COOK NUCLEAR POWER PLANT Unit # 1
 Name
One Cook Place, Bridgman, MI 49106 C40467-13
 Address Repair Org. P.O. No., Job No., etc
3. Work Performed by Installation Services Type Code Symbol Stamp N/A
 Name Authorization No. N/A
Same as #2 Expiration Date N/A
 Address
4. Identification of System RESIDUAL HEAT REMOVAL ASME CODE CLASS 2
5. (a) Applicable Const. Code ANSI B31.1 19 83Ed., N/A Add. N/A Code Case
 (b) Applicable Edition of Section XI Utilized for Repairs or Replacements 1989

6. Identification of Components Repaired or Replaced and Replacement Components

Name of Component	Name of Manufacturer	Manuf. Serial No.	Nat. Board No.	Other Identification	Year Built	Repaired Replaced or Replacement	ASME Code Stamped (Yes or No)
1-GRH-R7A 1 CS PLATE	M&E# 30-153214	ASP# 19099	N/A	A36 (90)	N/A	REPLACE- MENT	NO
1-GRH-R7A FIG #211N SWAY STRUT	P.O. # 66172-042-7X	ASP# 19755	N/A	SIZE C P.O. ITEM 8	N/A	REPLACE- MENT	NO
1-GRH-R7B FIG #211N SWAY STRUT	P.O. # 66172-042-7X	ASP# 19755	N/A	SIZE C P.O. ITEM 9	N/A	REPLACE- MENT	NO
1-GRH-R7B 1½ CS PLATE	M&E# 30-153216	ASP# 11796	N/A	A36 (88c)	N/A	REPLACE- MENT	NO
1-GRH-R47 FIG #211N SWAY STRUT	P.O. # 66172-042-7X	ASP# 19755	N/A	SIZE C P.O. ITEM 10	N/A	REPLACE- MENT	NO
1-GRH-R48 ¾ HILTI BOLT	M&E# 30-046279	ASP# 14398	N/A	HILTI KB II 34-7	N/A	REPLACE- MENT	NO
1-GRH-R48 FIG #211N SWAY STRUT	P.O. # 66172-042-7X	ASP# 19755	N/A	SIZE C P.O. ITEM 11	N/A	REPLACE- MENT	NO
1-GRH-R48 3/4 CS PLATE	M&E# 30-153217	ASP# 18084	N/A	A36 (91)	N/A	REPLACE- MENT	NO

7. Description of Work INSTALLED AND MODIFIED SUPPORTS 1-GRH-R7A, 1GRH-R7B, 1-GRH-R47, 1-GRH-R48, 1-ARH-R4000 AND 1-GRH-V2 PER DESIGN CHANGE DCP-116.

Test Conducted: Hydrostatic ☐ Pneumatic ☐ Nominal Operating Pressure ☐
 N/A ☒ Other ☐ Pressure N/A psi Test Temp. N/A °F

NOTE: Supplemental sheets in form of lists, sketches, or drawings may be used, provided (1) size is 8-1/2 in. x 11 in., (2) information in items 1 through 6 on this report is included on each sheet, and (3) each sheet is numbered and the number of sheets is recorded at the top of this form.

FORM NIS-2 OWNER'S REPORT FOR REPAIRS OR REPLACEMENTS

As Required by the Provisions of the ASME Code Section XI

47-563

NIS-2-258-98

1. Owner AMERICAN ELECTRIC POWER COMPANY Date 01/09/98
 Name
P.O. Box 60 Fort Wayne, IN 46801 Sheet 2 of 3
 Address
2. Plant D.C. COOK NUCLEAR POWER PLANT Unit # 1
 Name
One Cook Place, Bridgman, MI 49106 C40467-13
 Address Repair Org. P.O. No., Job No., etc
3. Work Performed by Installation Services Type Code Symbol Stamp N/A
 Name Authorization No. N/A
Same as #2 Expiration Date N/A
 Address
4. Identification of System RESIDUAL HEAT REMOVAL ASME CODE CLASS 2
5. (a) Applicable Const. Code ANSI B31.1 19 83Ed., N/A Add. N/A Code Case
 (b) Applicable Edition of Section XI Utilized for Repairs or Replacements 1989

6. Identification of Components Repaired or Replaced and Replacement Components

Name of Component	Name of Manufacturer	Manuf. Serial No.	Nat. Board No.	Other Identification	Year Built	Repaired or Replacement	ASME Code Stamped (Yes or No)
1-ARH-R4000 2 x 2 x 1/4 TUBE STEEL	M&E# 30-150165	ASP# 17922	N/A	A500 GR B (90)	N/A	REPLACE- MENT	NO
1-ARH-R4000 3/4 CS PLATE	M&E# 30-153195	ASP# 13747	N/A	A36 (93a)	N/A	REPLACE- MENT	NO
1-ARH-R4000 3 x 3 x 1/4 TUBE STEEL	M&E# 30-150169	ASP# 18929	N/A	A500 GR B (90)	N/A	REPLACE- MENT	NO
1-ARH-R4000 1/4 CS PLATE	M&E# 30-153195	ASP# 15663	N/A	A36 (93a)	N/A	REPLACE- MENT	NO
1-ARH-R4000 5/8 HILTI BOLT	M&E# 30-046274	ASP# 14398	N/A	HILTI KB II 58-812	N/A	REPLACE- MENT	NO
1-GRH-V2 5/8 HILTI BOLT	M&E# 30-046272	ASP# 16284	N/A	HILTI KB II 58-6	N/A	REPLACE- MENT	NO

7. Description of Work INSTALLED AND MODIFIED SUPPORTS 1-GRH-R7A, 1GRH-R7B, 1-GRH-R47, 1-GRH-R48, 1-ARH-R4000 AND 1-GRH-V2 PER DESIGN CHANGE DCP-116.

8. Test Conducted: Hydrostatic ☐ Pneumatic ☐ Nominal Operating Pressure ☐
 N/A ☒ Other ☐ Pressure N/A psi Test Temp. N/A °F

NOTE: Supplemental sheets in form of lists, sketches, or drawings may be used, provided (1) size is 8-1/2 in. x 11 in., (2) information in items 1 through 6 on this report is included on each sheet, and (3) each sheet is numbered and the number of sheets is recorded at the top of this form.

48-563

FORM NIS-2 (Back)

Remarks

Applicable Manufacturer's Data Reports to be attached

Ref. JO: C40467-13

DESIGN CHANGE: DCP-116

REPAIR/REPLACEMENT TRAVELER: C40467-13

ISI CLASS: 2

CERTIFICATE OF COMPLIANCE

We certify that the statements made in the report are correct and this
REPLACEMENT conforms to the rules of the ASME Code, Section XI.
 repair or replacement

Type Code Symbol Stamp N/ACertificate of Authorization No. N/A Expiration Date N/A

Signed Wayne Cretsinger, Senior Planner
 Owner or Owner's Designee, Title

Date JAN. 9, 19 98

CERTIFICATE OF INSERVICE INSPECTION

I, the undersigned, holding a valid commission issued by the National Board of Boiler and Pressure Vessel Inspectors and the State or Province of Michigan and employed by ARKWRIGHT MUTUAL INS. CO. of WALTHAM, MASS. have inspected the components described in this Owner's Report during the period 12-6-97 to 1-24-98, and state that to the best of my knowledge and belief, the Owner has performed examinations and taken corrective measures described in this Owner's Report in accordance with the requirements of the ASME Code, Section XI.

By signing this certificate neither the Inspector nor his employer makes any warranty, expressed or implied, concerning the examinations and corrective measures described in this Owner's Report. Furthermore, neither the Inspector nor his employer shall be liable in any manner for any personal injury or property damage or a loss of any kind arising from or connected with this inspection.

[Signature]
 Inspector's Signature

Commissions Michigan, END N.E.I.
 National Board, State, Province, Endorsements

Date JANUARY 30 19 98

FORM NIS-2 OWNER'S REPORT FOR REPAIRS OR REPLACEMENTS

As Required by the Provisions of the ASME Code Section XI

49-563

NIS-2-259-98

- Owner AMERICAN ELECTRIC POWER COMPANY Date 01/09/98
 Name
P.O. Box 60 Fort Wayne, IN 46801 Sheet 1 of 3
 Address
 2. Plant D.C. COOK NUCLEAR POWER PLANT Unit # 1
 Name
One Cook Place, Bridgman, MI 49106 C40467-14
 Address Repair Org. P.O. No., Job No., etc
 3. Work Performed by Installation Services Type Code Symbol Stamp N/A
 Name Authorization No. N/A
Same as #2 Expiration Date N/A
 Address
 4. Identification of System RESIDUAL HEAT REMOVAL ASME CODE CLASS 2
 5. (a) Applicable Const. Code ANSI B31.1 19 83Ed., N/A Add. N/A Code Case
 (b) Applicable Edition of Section XI Utilized for Repairs or Replacements 1989

6. Identification of Components Repaired or Replaced and Replacement Components

Name of Component	Name of Manufacturer	Manuf. Serial No.	Nat. Board No.	Other Identification	Year Built	Repaired Replaced or Replacement	ASME Code Stamped (Yes or No)
1-GRH-R60 5/8 CS PLATE	M&E# 30-153194	ASP# 19148	N/A	A36 (93)	N/A	REPLACE- MENT	NO
1-GRH-R60 1/2 CS PLATE	M&E# 30-153188	ASP# 19061	N/A	A36 (93a)	N/A	REPLACE- MENT	NO
1-GRH-R52 1/2 SS PLATE	M&E# 30-153221	ASP# 18688	N/A	A240 TP304 (89b)	N/A	REPLACE- MENT	NO
1-GRH-R52 5/8 CS PLATE	M&E# 30-153194	ASP# 19148	N/A	A36 (93)	N/A	REPLACE- MENT	NO
1-ARH-R4001 FIG #211N SWAY STRUT	P.O. # 66172-042-7X	ASP# 19755	N/A	SIZE 2 P.O. ITEM 12	N/A	REPLACE- MENT	NO
1-ARH-R4001 1 CS PLATE	M&E# 30-153214	ASP# 19099	N/A	A36 (90)	N/A	REPLACE- MENT	NO
1-ARH-R4001 1 HILTI BOLT	M&E# 30-046288	ASP# 14640	N/A	HILTI KB II 1-12	N/A	REPLACE- MENT	NO
1-ARH-R4002 FIG #211N SWAY STRUT	P.O. # 66172-042-7X	ASP# 19755	N/A	SIZE 3 P.O. ITEM 13	N/A	REPLACE- MENT	NO

7. Description of Work INSTALLED AND MODIFIED SUPPORTS 1-GRH-R60, 1-GRH-R52, 1-ARH-R4001 AND 1-ARH-R4002 PER DESIGN CHANGE DCP-116.

8. Test Conducted: Hydrostatic ☐ Pneumatic ☐ Nominal Operating Pressure ☐
 N/A ☒ Other ☐ Pressure N/A psi Test Temp. N/A °F

NOTE: Supplemental sheets in form of lists, sketches, or drawings may be used, provided (1) size is 8-1/2 in. x 11 in., (2) information in items 1 through 6 on this report is included on each sheet, and (3) each sheet is numbered and the number of sheets is recorded at the top of this form.

FORM NIS-2 OWNER'S REPORT FOR REPAIRS OR REPLACEMENTS

As Required by the Provisions of the ASME Code Section XI

50-563

NIS-2-259-98

1. Owner AMERICAN ELECTRIC POWER COMPANY Date 01/09/98
 Name
P.O. Box 60 Fort Wayne, IN 46801 Sheet 2 of 3
 Address
2. Plant D.C. COOK NUCLEAR POWER PLANT Unit # 1
 Name
One Cook Place, Bridgman, MI 49106 C40467-14
 Address Repair Org. P.O. No., Job No., etc
3. Work Performed by Installation Services Type Code Symbol Stamp N/A
 Name
Same as #2 Authorization No. N/A
 Address Expiration Date N/A
4. Identification of System RESIDUAL HEAT REMOVAL ASME CODE CLASS 2
5. (a) Applicable Const. Code ANSI B31.1 19 83Ed., N/A Add. N/A Code Case
 (b) Applicable Edition of Section XI Utilized for Repairs or Replacements 1989

6. Identification of Components Repaired or Replaced and Replacement Components

Name of Component	Name of Manufacturer	Manuf. Serial No.	Nat. Board No.	Other Identification	Year Built	Repaired Replaced or Replacement	ASME Code Stamped (Yes or No)
1-ARH-R4002 6 x 6 x 1/4 TUBE STEEL	M&E# 30-153273	ASP# 18454	N/A	A500 GR B (90)	N/A	REPLACE- MENT	NO
1-ARH-R4002 1 CS PLATE	M&E# 30-153214	ASP# 19099	N/A	A36 (90)	N/A	REPLACE- MENT	NO
1-ARH-R4002 1 HILTI BOLT	M&E# 30-046288	ASP# 14640	N/A	HILTI KB II 1-12	N/A	REPLACE- MENT	NO
1-ARH-R4002 1/4 CS PLATE	M&E# 30-153128	ASP# 19034	N/A	A36 (90)	N/A	REPLACE- MENT	NO
1-ARH-R4002 3/8 CS PLATE	M&E# 30-153142	ASP# 17917	N/A	A36 (90)	N/A	REPLACE- MENT	NO
1-ARH-R4002 1 1/2 CS PLATE	M&E# 30-153216	ASP# 11796	N/A	A36 (88c)	N/A	REPLACE- MENT	NO

7. Description of Work INSTALLED AND MODIFIED SUPPORTS 1-GRH-R60, 1-GRH-R52, 1-ARH-R4001 AND 1-ARH-R4002 PER DESIGN CHANGE DCP-116.

8. Test Conducted: Hydrostatic ☐ Pneumatic ☐ Nominal Operating Pressure ☐
 N/A ☒ Other ☐ Pressure N/A psi Test Temp. N/A °F

NOTE: Supplemental sheets in form of lists, sketches, or drawings may be used, provided (1) size is 8-1/2 in. x 11 in., (2) information in items 1 through 6 on this report is included on each sheet, and (3) each sheet is numbered and the number of sheets is recorded at the top of this form.

FORM NIS-2 (Back)

Remarks

Applicable Manufacturer's Data Reports to be attached

Ref. JO: C40467-14

DESIGN CHANGE: DCP-116

REPAIR/REPLACEMENT TRAVELER: C40467-14

ISI CLASS: 2

CERTIFICATE OF COMPLIANCE

We certify that the statements made in the report are correct and this
REPLACEMENT conforms to the rules of the ASME Code, Section XI.
 repair or replacement

Type Code Symbol Stamp N/ACertificate of Authorization No. N/A Expiration Date N/A

Signed Wayne Cretsinger, Senior Planner
 Owner or Owner's Designee, Title

Date Jan. 9, 19 98

CERTIFICATE OF INSERVICE INSPECTION

I, the undersigned, holding a valid commission issued by the National Board of Boiler and Pressure Vessel Inspectors and the State or Province of Michigan and employed by ARKWRIGHT MUTUAL INS. CO. of WALTHAM, MASS. have inspected the components described in this Owner's Report during the period 6/25/97 to 2/3/98, and state that to the best of my knowledge and belief, the Owner has performed examinations and taken corrective measures described in this Owner's Report in accordance with the requirements of the ASME Code, Section XI.

By signing this certificate neither the Inspector nor his employer makes any warranty, expressed or implied, concerning the examinations and corrective measures described in this Owner's Report. Furthermore, neither the Inspector nor his employer shall be liable in any manner for any personal injury or property damage or a loss of any kind arising from or connected with this inspection.

Mike Waterspung
 Inspector's Signature

Commissions Michigan, ENR NBI
 National Board, State, Province, Endorsements

Date February 3 19 98

FORM NIS-2 OWNER'S REPORT FOR REPAIRS OR REPLACEMENTS

As Required by the Provisions of the ASME Code Section XI

NIS-2-262-98

Owner AMERICAN ELECTRIC POWER COMPANYDate 01/15/98

Name

P.O. Box 60 Fort Wayne, IN 46801Sheet 1 of 2

Address

2. Plant D.C. COOK NUCLEAR POWER PLANTUnit # 1

Name

One Cook Place, Bridgman, MI 49106C40467-15

Address

Repair Org. P.O. No., Job No., etc

3. Work Performed by Installation ServicesType Code Symbol Stamp N/A

Name

Authorization No. N/ASame as #2Expiration Date N/A

Address

4. Identification of System CHEMICAL AND VOLUME CONTROL ASME CODE CLASS 15. (a) Applicable Const. Code ANSI B31.1 19 83Ed. N/A Add. N/A Code Case(b) Applicable Edition of Section XI Utilized for Repairs or Replacements 1989

6. Identification of Components Repaired or Replaced and Replacement Components

Name of Component	Name of Manufacturer	Manuf. Serial No.	Nat. Board No.	Other Identification	Year Built	Repaired, Replaced or Replacement	ASME Code Stamped (Yes or No)
1-GCS-R97 2½ x 2½ x ½ CS ANGLE	M&E# 30-153015	ASP# 13430	N/A	A36 (90)	N/A	REPLACE- MENT	NO
-GCS-R215 2 x 2 x 3/8 CS ANGLE	M&E# 30-153030	ASP# 19842	N/A	A36 (90)	N/A	REPLACE- MENT	NO

7. Description of Work REWORK SUPPORTS 1-GCS-R97 AND 1-GCS-R215 PER DESIGN CHANGE DCP-116.8. Test Conducted: Hydrostatic ☐ Pneumatic ☐ Nominal Operating Pressure ☐
N/A ☒ Other ☐ Pressure N/A psi Test Temp. N/A °F

NOTE: Supplemental sheets in form of lists, sketches, or drawings may be used, provided (1) size is 8-1/2 in. x 11 in., (2) information in items 1 through 6 on this report is included on each sheet, and (3) each sheet is numbered and the number of sheets is recorded at the top of this form.

53-563

FORM NIS-2 (Back)

Remarks

Applicable Manufacturer's Data Reports to be attached

Ref. JO: C40467-15

DESIGN CHANGE: DCP-116

REPAIR/REPLACEMENT TRAVELER: C40467-15

ISI CLASS: 2

CERTIFICATE OF COMPLIANCE

We certify that the statements made in the report are correct and this
REPLACEMENT conforms to the rules of the ASME Code, Section XI.
 repair or replacement

Type Code Symbol Stamp N/ACertificate of Authorization No. N/A Expiration Date N/A

Signed Wayne Cretsinger, Senior Planner
 Owner or Owner's Designee, Title

Date JAN. 15, 19 98

CERTIFICATE OF INSERVICE INSPECTION

I, the undersigned, holding a valid commission issued by the National Board of Boiler
 And Pressure Vessel Inspectors and the State or Province of Michigan and employed
 by ARKWRIGHT MUTUAL INS. CO. of WALTHAM, MASS.
 have inspected the components described in this Owner's Report during the period
9/17/97 to 2/15/98, and state that to the best of my knowledge
 and belief, the Owner has performed examinations and taken corrective measures
 described in this Owner's Report in accordance with the requirements of the ASME
 Code, Section XI.

By signing this certificate neither the Inspector nor his employer makes any
 warranty, expressed or implied, concerning the examinations and corrective measures
 described in this Owner's Report. Furthermore, neither the Inspector nor his
 employer shall be liable in any manner for any personal injury or property damage or
 a loss of any kind arising from or connected with this inspection.

[Signature]
 Inspector's Signature

Commissions MICH. NBS, END N&I
 National Board, State, Province, Endorsements

Date February 25 19 98

FORM NIS-2 OWNER'S REPORT FOR REPAIRS OR REPLACEMENTS

As Required by the Provisions of the ASME Code Section XI

54-563

NIS-2-201-97

- Owner AMERICAN ELECTRIC POWER COMPANY Date 12/12/97
 Name
P.O. Box 60 Fort Wayne, IN 46801 Sheet 1 of 2
 Address
 2. Plant D.C. COOK NUCLEAR POWER PLANT Unit # 2/1
 Name
One Cook Place, Bridgman, MI 49106 C40467-16
 Address Repair Org. P.O. No., Job No., etc
 3. Work Performed by Installation Services Type Code Symbol Stamp N/A
 Name Authorization No. N/A
Same as #2 Expiration Date N/A
 Address
 4. Identification of System SAFETY INJECTION ASME CODE CLASS 2
 5. (a) Applicable Const. Code ANSI B31.1 19 83Ed. N/A Add. N/A Code Case
 (b) Applicable Edition of Section XI Utilized for Repairs or Replacements 1989
 6. Identification of Components Repaired or Replaced and Replacement Components

Name of Component	Name of Manufacturer	Manuf. Serial No.	Nat. Board No.	Other Identification	Year Built	Repaired Replaced or Replacement	ASME Code Stamped (Yes or No)
-GSI-V156 1/4 x 7 HILTI BOLT	M&E# 30-046279	ASP# 14398	N/A	HILTI KB II 34-7	N/A	REPLACE- MENT	NO
1-GSI-V156 3/4 x 10 HILTI BOLT	M&E# 30-046281	ASP# 16861	N/A	HILTI KB II 34-10	N/A	REPLACE- MENT	NO
1-GSI-V156 3 x 3 x 3/8 CS ANGLE	M&E# 30-153032	ASP# 18722	N/A	A36 (90)	N/A	REPLACE- MENT	NO

7. Description of Work MODIFY SUPPORT 1-GSI-V156 PER DESIGN CHANGE DCP-116.

8. Test Conducted: Hydrostatic ☐ Pneumatic ☐ Nominal Operating Pressure ☐
 N/A ☒ Other ☐ Pressure N/A psi Test Temp. N/A °F

NOTE: Supplemental sheets in form of lists, sketches, or drawings may be used, provided (1) size is 8-1/2 in. x 11 in., (2) information in items 1 through 6 on this report is included on each sheet, and (3) each sheet is numbered and the number of sheets is recorded at the top of this form.

FORM NIS-2 (Back)

Remarks

Applicable Manufacturer's Data Reports to be attached

Ref. JO: C40467-16

DESIGN CHANGE: DCP-116

REPAIR/REPLACEMENT TRAVELER: C40467-16

ISI CLASS: 2

CERTIFICATE OF COMPLIANCE

We certify that the statements made in the report are correct and this
REPLACEMENT conforms to the rules of the ASME Code, Section XI.
repair or replacement

Type Code Symbol Stamp N/ACertificate of Authorization No. N/A Expiration Date N/A

Signed Wayne Cretsinger, Senior Planner
Owner or Owner's Designee, Title

Date Dec. 12, 1997

CERTIFICATE OF INSERVICE INSPECTION

I, the undersigned, holding a valid commission issued by the National Board of Boiler And Pressure Vessel Inspectors and the State or Province of Michigan and employed by ARKWRIGHT MUTUAL INS. CO. of WALTHAM, MASS. have inspected the components described in this Owner's Report during the period 11-25-97 to 1-5-98, and state that to the best of my knowledge and belief, the Owner has performed examinations and taken corrective measures described in this Owner's Report in accordance with the requirements of the ASME Code, Section XI.

By signing this certificate neither the Inspector nor his employer makes any warranty, expressed or implied, concerning the examinations and corrective measures described in this Owner's Report. Furthermore, neither the Inspector nor his employer shall be liable in any manner for any personal injury or property damage or a loss of any kind arising from or connected with this inspection.

Walter Spangh
Inspector's Signature

Commissions MICHIGAN, ENDR
National Board, State, Province, Endorsements

Date January 5 19 98

56-563

FORM NIS-2 OWNER'S REPORT FOR REPAIRS OR REPLACEMENTS
As Required by the Provisions for the ASME Code Section XI

1. Owner: AMERICAN ELECTRIC POWER Date Performed: 04-24-97
P.O. Box 60 Fort Wayne IN 46801 Unit# 1
2. Plant: D.C. Cook Nuclear Power Plant Job Order# C0040743-02
One Cook Place, Bridgman, MI 49106 Component# 1-DCR-310
3. Work Performed by: AEP/D.C. COOK Maintenance Department
4. Identification of System: BLOWDOWN
5. (a) Applicable Construction Code: ANSI B31.1, 1983 Ed. NO Add., Code Case: _____
 (b) Applicable Edition of Section XI Utilized for Repairs or Replacements: 1989, No Addenda
6. **Identification of Components Repaired or Replaced and Replacement Components**

Name of Component	ASME, ASTM or AISI designation:	Name of Manufacture	Material Identification: M&E# ASP# P.O.#	Year built	Repaired Or Replaced	ASME Code Stamped Yes/No
1-DCR-310						
BONNET	ASTM# 182 GR-F5A	NELES JAMESBURY	M&E# 30-040710 ASP# 17154	N/A	REPLACED	NO
PLUG	ASTM# A-582	NELES JAMESBURY	M&E# 30-040938 ASP# 14557	N/A	REPLACED	NO

7. Hydrostatic NA Pneumatic NA Nomial Operating Pressure VT-2 NDE: _____

Pressure: psi Test Temperature F.

57-563

Description of Work: The valve was repaired using a new bonnet and plug. A VT-2 & VT-3 exams were preformed.

Job Order/File: C0040743-02 ISI CLASS 2

CERTIFICATE OF COMPLIANCE

We certify that the statements made in the report are correct and this repair and/or replacement conforms to the rules of the ASME Code, Section XI repair or replacement.

Type Code Symbol Stamp NA

Certificate of Authorization No. NA Expiration Date NA

Signed: Dewayne Timmons Maint. Welding Supervisor Date 1-10-01
Owner or Owner's Designee, Title

CERTIFICATE OF INSERVICE INSPECTION

I, the undersigned, holding a valid commission issued by the National Board of Boiler Pressure Vessel Inspectors and the State of Providence of Michigan and employed by FMIC OF JOHNSTON RI.

have inspected the components described in this Owner's Report during the period 4-23-97 to 1-11-01, and state that to the best of my knowledge and belief, the Owner has performed examinations and taken corrective measures described in this Owner's Report in accordance with the requirements of the ASME Code, Section XI

By signing this certificate neither the Inspector nor his employer makes any warranty, expressed or implied, concerning the examinations and corrective measures described in this Owner's Report. Furthermore, neither the Inspector nor his employer shall be liable in any manner for any personal injury or property damage or of loss of any kind arising from or connected with this inspection.

Mark Matersbaugh Commissions MICH 0055, ENCL 10 & I
Inspector's Signature National Board, State, Province, Endorsements

Date: JAN 11 19 2001

58-563

FORM NIS-2 OWNER'S REPORT FOR REPAIRS OR REPLACEMENTS
As Required by the Provisions for the ASME Code Section XI

1. Owner: AMERICAN ELECTRIC POWER Date Performed: 10-16-98
P.O. Box 60 Fort Wayne IN 46801 Unit# 1
2. Plant: D.C. Cook Nuclear Power Plant Job Order# C0040743-11
One Cook Place, Bridgman, MI 49106 Component# 1-DCR-310
3. Work Performed by: AEP/D.C. COOK Maintenance Department
4. Identification of System: BLOWDOWN
5. (a) Applicable Construction Code: ANSI B31.1, 1983 Ed. NO Add. Code Case: _____
 (b) Applicable Edition of Section XI Utilized for Repairs or Replacements: 1989, No Addenda
6. Identification of Components Repaired or Replaced and Replacement Components

Name of Component	ASME, ASTM or AISI designation:	Name of Manufacture	Material Identification: M&E# ASP# P.O.#	Year built	Repaired Or Replaced	ASME Code Stamped Yes/No
1-DCR-310						
ALL THREAD	ASME# SA-193 <i>GR B7</i>	N/A	M&E# 30-211590 ASP# 20425	N/A	REPLACED	NO
NUTS	ASME# SA-194 <i>GR 2H</i>	N/A	M&E# 30-211860 ASP# 15684	N/A	REPLACED	NO

7. Hydrostatic NA Pneumatic: NA Nomial Operating Pressure VT-2 NDE: PT

Pressure: psi Test Temperature F.

59-563

Description of Work: The valve was repaired using new all thread and nuts. A VT-2 test was also preformed. A PT was performed per Section III NC-2570 1986 ED no Addenda.

Job Order/File: C0040743-11 **ISI CLASS** 2

CERTIFICATE OF COMPLIANCE

We certify that the statements made in the report are correct and this repair and/or replacement conforms to the rules of the ASME Code, Section XI repair or replacement.

Type Code Symbol Stamp NA

Certificate of Authorization No. NA Expiration Date NA

Signed: Dewayne Timmons Maint. Welding Supervisor Date 12-11-00
Owner or Owner's Designee, Title

CERTIFICATE OF INSERVICE INSPECTION

I, the undersigned, holding a valid commission issued by the National Board of Boiler Pressure Vessel Inspectors and the State of Providence of Michigan and employed by FMIC OF JOHNSTON RI.

have inspected the components described in this Owner's Report during the period 5-5-97 to 12-13-00, and state that to the best of my knowledge and belief, the Owner has performed examinations and taken corrective measures described in this Owner's Report in accordance with the requirements of the ASME Code, Section XI

By signing this certificate neither the Inspector nor his employer makes any warranty, expressed or implied, concerning the examinations and corrective measures described in this Owner's Report. Furthermore, neither the Inspector nor his employer shall be liable in any manner for any personal injury or property damage or of loss of any kind arising from or connected with this inspection.

Mark Waterspaul Commissions MICHOSS, GORDON & I
Inspector's Signature National Board, State, Province, Endorsements

Date: December 13 2000

60-563

FORM NIS-2 OWNER'S REPORT FOR REPAIRS OR REPLACEMENTS
As Required by the Provisions for the ASME Code Section XI

1. Owner: AMERICAN ELECTRIC POWER Date Performed: 12-22-98
P.O. Box 60 Fort Wayne IN 46801 Unit# 1
2. Plant: D.C.Cook Nuclear Power Plant Job Order# C0040743-15
One Cook Place, Bridgman, MI 49106 Component# 1-DCR-310
3. Work Performed by: AEP/D.C. COOK Maintenance Department
4. Identification of System: BLOWDOWN
5. (a) Applicable Construction Code: ANSI-B31.1-1983 Ed. NO Add., Code Case: N-416-1
 (b) Applicable Edition of Section XI Utilized for Repairs or Replacements: 1989, No Addenda
6. **Identification of Components Repaired or Replaced and Replacement Components**

Name of Component	ASME,ASTM or AISI designation:	Name of Manufacture	Material Identification: M&E# ASP# P.O.#	Year built	Repaired Or Replaced	ASME Code Stamped Yes/No
1-DCR-310	ER-70S-2	NA	M&E 30-045392 ASP 20627	NA	REPAIR	NO

7. Hydrostatic NA Pneumatic N/A Nominal Operating Pressure _____
 NDE: PT/VT-2 Pressure: psi Test Temperature _____ F.

**Description of work: THE VALVE WAS REPAIED BY MACHINING. AND WELD
 PIPE, HAD PT/VT-2 PERFORMED**

61-563

Job Order/File: C0040743-15

ISI Class 2

CERTIFICATE OF COMPLIANCE

We certify that the statements made in the report are correct and this repair and/or replacement conforms to the rules of the ASME Code, Section XI repair or replacement.

Type Code Symbol Stamp NACertificate of Authorization No. NA Expiration Date NA

Signed: Dewayne Timmons, welding supervisor Date 1-31-01
 Owner or Owner's Designee, Title

CERTIFICATE OF INSERVICE INSPECTION

I, the undersigned, holding a valid commission issued by the National Board of Boiler Pressure Vessel Inspectors and the State or Providence of Michigan and employed by FMIC of Johnston R I.

have inspected the components described in this Owner's Report during the period 10-21-98 to 2-2-01, and state that to the best of my knowledge and belief, the Owner has performed examinations and taken corrective measures described in this Owner's Report in accordance with the requirements of the ASME Code, Section XI

By signing this certificate neither the Inspector nor his employer makes any warranty, expressed or implied, concerning the examinations and corrective measures described in this Owner's Report. Furthermore, neither the Inspector nor his employer shall be liable in any manner for any personal injury or property damage or of loss of any kind arising from or connected with this inspection.

M K Matusz Commissions MICH 0055, EN IN & I
 Inspector's Signature National Board, State, Province, Endorsements

Date: Feb 2 19 2001

FORM NIS-2 OWNER'S REPORT FOR REPAIRS OR REPLACEMENTS

As Required by the Provisions of the ASME Code Section XI

62-563

- Owner AMERICAN ELECTRIC POWER COMPANY Date February 15, 2001
P.O. Box 60 Fort Wayne, IN 46801 Sheet 1 of 2
One Cook Place, Bridgman, MI 49106 Unit # 1
 2. Plant D.C. COOK NUCLEAR POWER PLANT C40885-05
One Cook Place, Bridgman, MI 49106 Repair Org. P.O. No., Job No., etc
 3. Work Performed by Maintenance Department Type Code Symbol Stamp N/A
Same as #2 Authorization No. N/A
 4. Identification of System Main Steam ASME CODE CLASS 2
 5. (a) Applicable Const. Code ANSI B31.1 19 83Ed. N/A Add. N/A Code Case
 (b) Applicable Edition of Section XI Utilized for Repairs or Replacements 1989
 6. Identification of Components Repaired or Replaced and Replacement Components

Name of Component	Name of Manufacturer	Manuf. Serial No.	Nat. Board No.	Other Identification	Year Built	Repaired Replaced or Replacement	ASME Code Stamped (Yes or No)
1-MRV-223	N/A	N/A	N/A	Existing	N/A	Repaired	No

7. Description of work Machine Gasket Seating Surface of Valve Body. The machined surfaces were examined by PT.
8. Test Conducted: Hydrostatic ☐ Pneumatic ☐ Nominal Operating Pressure ☐
 N/A ☒ Other ☐ Pressure N/A psi Test Temp. N/A °F

NOTE: Supplemental sheets in form of lists, sketches, or drawings may be used, provided (1) size is 8-1/2 in. x 11 in., (2) information in items 1 through 6 on this report is included on each sheet, and (3) each sheet is numbered and the number of sheets is recorded at the top of this form.

63-563

FORM NIS-2 (Back)

9. Remarks

PT

Applicable Manufacturer's Data Reports to be attached

Ref. JO: C40885-05

Design Change: N/A

Repair/Replacement Plan: C40885-05

ISI Class: 2

CERTIFICATE OF COMPLIANCE

We certify that the statements made in the report are correct and this
REPLACEMENT conforms to the rules of the ASME Code, Section XI.
 Repair or replacement

Type Code Symbol Stamp N/ACertificate of Authorization No. N/A Expiration Date N/A

Signed

Douglas Thomas
Douglas Thomas MAINT. SUPER. WELDING
 Owner or Owner's Designee, Title

Date 2-16-01, 20 01

CERTIFICATE OF INSERVICE INSPECTION

I, the undersigned, holding a valid commission issued by the National Board of Boiler And Pressure Vessel Inspectors and the State or Province of Michigan and employed by FACTORY MUTUAL INSURANCE Co. of Johnston, R.I. 02919 Have inspected the components described in this Owner's Report during the period 10-8-97 to 2-19-01, and state that to the best of my knowledge and belief, the Owner has performed examinations and taken corrective measures described in this Owner's Report in accordance with the requirements of the ASME Code, Section XI.

By signing this certificate neither the Inspector nor his employer makes any Warranty, expressed or implied, concerning the examinations and corrective measures Described in this Owner's Report. Furthermore, neither the Inspector nor his Employer shall be liable in any manner for any personal injury or property damage or a loss of any kind arising from or connected with this inspection.

M. J. McIntosh
 Inspector's Signature

Commissions

Mich 0055, ENR N.E.
 National Board, State, Province, Endorsements

Date Feb 19, 20 01

FORM NIS-2 OWNER'S REPORT FOR REPAIRS OR REPLACEMENTS

As Required by the Provisions of the ASME Code Section XI

64-563

- Owner AMERICAN ELECTRIC POWER COMPANY
P.O. Box 60 Fort Wayne, IN 46801
 Name
 Address
2. Plant D.C. COOK NUCLEAR POWER PLANT
One Cook Place, Bridgman, MI 49106
 Name
 Address
3. Work Performed by Maintenance Department
Same as #2
 Name
 Address
- Date February 15, 2001
 Sheet 1 of 2
 Unit # 1
C40887-05
 Repair Org. P.O. No., Job No., etc
 Type Code Symbol Stamp N/A
 Authorization No. N/A
 Expiration Date N/A
4. Identification of System Main Steam ASME CODE CLASS 2
5. (a) Applicable Const. Code ANSI B31.1 19 83Ed., N/A Add. N/A Code Case
 (b) Applicable Edition of Section XI Utilized for Repairs or Replacements 1989
6. Identification of Components Repaired or Replaced and Replacement Components

Name of Component	Name of Manufacturer	Manuf. Serial No.	Nat. Board No.	Other Identification	Year Built	Repaired Replaced or Replacement	ASME Code Stamped (Yes or No)
1-MRV-233 Plug and Stem Assembly	M&E# 30-040007	ASP# 19947	N/A	SA 564	N/A	Repaired	No

7. Description of work Machine Gasket Seating Surface of Valve Body. The machined surfaces were examined by PT. New Plug and Stem assembly installed.
8. Test Conducted: Hydrostatic ☐ Pneumatic ☐ Nominal Operating Pressure ☐
 N/A ☒ Other ☐ Pressure N/A psi Test Temp. N/A °F

NOTE: Supplemental sheets in form of lists, sketches, or drawings may be used, provided (1) size is 8-1/2 in. x 11 in., (2) information in items 1 through 6 on this report is included on each sheet, and (3) each sheet is numbered and the number of sheets is recorded at the top of this form.

65-563

FORM NIS-2 (Back)

Remarks PT
Applicable Manufacturer's Data Reports to be attached

Ref. JO: C40887-05 Design Change: N/A

Repair/Replacement Plan: C40887-05 ISI Class: 2

CERTIFICATE OF COMPLIANCE

We certify that the statements made in the report are correct and this
REPLACEMENT conforms to the rules of the ASME Code, Section XI.
 Repair or replacement

Type Code Symbol Stamp N/A

Certificate of Authorization No. N/A Expiration Date N/A

Signed *DeWane Timmons* Date 2-16-, 20 01
 Owner or Owner's Designee, Title MAINT. Supv. Welding

CERTIFICATE OF INSERVICE INSPECTION

I, the undersigned, holding a valid commission issued by the National Board of Boiler And Pressure Vessel Inspectors and the State or Province of Michigan and employed by FACTORY MUTUAL INSURANCE Co. of Johnston, R.I. 02919 Have inspected the components described in this Owner's Report during the period 10-8-97 to 2-22-01, and state that to the best of my knowledge and belief, the Owner has performed examinations and taken corrective measures described in this Owner's Report in accordance with the requirements of the ASME Code, Section XI.

By signing this certificate neither the Inspector nor his employer makes any Warranty, expressed or implied, concerning the examinations and corrective measures Described in this Owner's Report. Furthermore, neither the Inspector nor his Employer shall be liable in any manner for any personal injury or property damage or a loss of any kind arising from or connected with this inspection.

Mr. Materspaugh Commissions Mich 0055, ENR N&I
 Inspector's Signature National Board, State, Province, Endorsements

Date Feb 22 20 01

FORM NIS-2 OWNER'S REPORT FOR REPAIRS OR REPLACEMENTS

As Required by the Provisions of the ASME Code Section XI

66-563

NIS-2-246-97

- Owner AMERICAN ELECTRIC POWER COMPANY Date 12/23/97
 Name
P.O. Box 60 Fort Wayne, IN 46801 Sheet 1 of 2
 Address
 2. Plant D.C. COOK NUCLEAR POWER PLANT Unit # 1
 Name
One Cook Place, Bridgman, MI 49106 C41251-01
 Address Repair Org. P.O. No., Job No., etc
 3. Work Performed by Installation Services Type Code Symbol Stamp N/A
 Name Authorization No. N/A
Same as #2 Expiration Date N/A
 Address
 4. Identification of System FEEDWATER ASME CODE CLASS 2
 5. (a) Applicable Const. Code ANSI B31.1 19 83Ed., N/A Add. N/A Code Case
 (b) Applicable Edition of Section XI Utilized for Repairs or Replacements 1989

6. Identification of Components Repaired or Replaced and Replacement Components

Name of Component	Name of Manufacturer	Manuf. Serial No.	Nat. Board No.	Other Identification	Year Built	Repaired Replaced or Replacement	ASME Code Stamped (Yes or No)
1-GFW-L823 1/2 x 2 1/2 x 1/4 CS ANGLE	M&E# 30-153014	ASP# 20070	N/A	A36 (93a)	N/A	REPLACE- MENT	NO

7. Description of Work INSTALL AND ADJUST ANGLE CLIPS ON SUPPORT 1-GFW-L823 TO OBTAIN CLEARANCE GAPS.

8. Test Conducted: Hydrostatic ☐ Pneumatic ☐ Nominal Operating Pressure ☐
 N/A ☒ Other ☐ Pressure N/A psi Test Temp. N/A °F

NOTE: Supplemental sheets in form of lists, sketches, or drawings may be used, provided (1) size is 8-1/2 in. x 11 in., (2) information in items 1 through 6 on this report is included on each sheet, and (3) each sheet is numbered and the number of sheets is recorded at the top of this form.

FORM NIS-2 (Back)

Remarks

Applicable Manufacturer's Data Reports to be attached

Ref. JO: C41251-01

DESIGN CHANGE: N/A

REPAIR/REPLACEMENT TRAVELER: C41251-01

ISI CLASS: 2

CERTIFICATE OF COMPLIANCE

We certify that the statements made in the report are correct and this
REPLACEMENT conforms to the rules of the ASME Code, Section XI.
 repair or replacement

Type Code Symbol Stamp N/ACertificate of Authorization No. N/A Expiration Date N/A

Signed Wayne Cretsinger, Senior Planner
 Owner or Owner's Designee, Title

Date DEC. 23, 1997

CERTIFICATE OF INSERVICE INSPECTION

I, the undersigned, holding a valid commission issued by the National Board of Boiler And Pressure Vessel Inspectors and the State or Province of Michigan and employed by ARKWRIGHT MUTUAL INS. CO. of WALTHAM, MASS. have inspected the components described in this Owner's Report during the period 6-16-97 to 1-23-98, and state that to the best of my knowledge and belief, the Owner has performed examinations and taken corrective measures described in this Owner's Report in accordance with the requirements of the ASME Code, Section XI.

By signing this certificate neither the Inspector nor his employer makes any warranty, expressed or implied, concerning the examinations and corrective measures described in this Owner's Report. Furthermore, neither the Inspector nor his employer shall be liable in any manner for any personal injury or property damage or a loss of any kind arising from or connected with this inspection.

MR. M. J. M. J. M. J.
 Inspector's Signature

Commissions MI: A 0055, END N.E.I.
 National Board, State, Province, Endorsements

Date JANUARY 23 1998

FORM NIS-2 OWNER'S REPORT FOR REPAIRS OR REPLACEMENTS

As Required by the Provisions of the ASME Code Section XI

68-563

NIS-2-235-97

- Owner AMERICAN ELECTRIC POWER COMPANY Date 12/17/97
 Name
P.O. Box 60 Fort Wayne, IN 46801 Sheet 1 of 2
 Address
 2. Plant D.C. COOK NUCLEAR POWER PLANT Unit # 1
 Name
One Cook Place, Bridgman, MI 49106 C41253-01
 Address Repair Org. P.O. No., Job No., etc
 3. Work Performed by Installation Services Type Code Symbol Stamp N/A
 Name Authorization No. N/A
Same as #2 Expiration Date N/A
 Address
 4. Identification of System FEEDWATER ASME CODE CLASS 2
 5. (a) Applicable Const. Code ANSI B31.1 19 83Ed., N/A Add. N/A Code Case
 (b) Applicable Edition of Section XI Utilized for Repairs or Replacements 1989

6. Identification of Components Repaired or Replaced and Replacement Components

Name of Component	Name of Manufacturer	Manuf. Serial No.	Nat. Board No.	Other Identification	Year Built	Repaired Replaced or Replacement	ASME Code Stamped (Yes or No)
1-GFW-L113 '8 CS PLATE	M&E# 30-153125	ASP# 18319	N/A	A570 GR45 (92)	N/A	REPLACE- MENT	NO

7. Description of Work INSTALL SHIM ON SUPPORT 1-GFW-L113 TO CORRECT GAP PER MDS-603.

8. Test Conducted: Hydrostatic ☐ Pneumatic ☐ Nominal Operating Pressure ☐
 N/A ☒ Other ☐ Pressure N/A psi Test Temp. N/A °F

NOTE: Supplemental sheets in form of lists, sketches, or drawings may be used, provided (1) size is 8-1/2 in. x 11 in., (2) information in items 1 through 6 on this report is included on each sheet, and (3) each sheet is numbered and the number of sheets is recorded at the top of this form.

FORM NIS-2 (Back)

Remarks

Applicable Manufacturer's Data Reports to be attached

Ref. JO: C41253-01 DESIGN CHANGE: N/A

REPAIR/REPLACEMENT TRAVELER: C41253-01 ISI CLASS: 3

CERTIFICATE OF COMPLIANCE

We certify that the statements made in the report are correct and this
REPLACEMENT conforms to the rules of the ASME Code, Section XI.
 repair or replacement

Type Code Symbol Stamp N/ACertificate of Authorization No. N/A Expiration Date N/A

Signed Wayne Cretsinger, Senior Planner
 Owner or Owner's Designee, Title

Date Dec 19, 1997

CERTIFICATE OF INSERVICE INSPECTION

I, the undersigned, holding a valid commission issued by the National Board of Boiler And Pressure Vessel Inspectors and the State or Province of Michigan and employed by ARKWRIGHT MUTUAL INS. CO. of WALTHAM, MASS. have inspected the components described in this Owner's Report during the period 6-10-97 to 1-23-98, and state that to the best of my knowledge and belief, the Owner has performed examinations and taken corrective measures described in this Owner's Report in accordance with the requirements of the ASME Code, Section XI.

By signing this certificate neither the Inspector nor his employer makes any warranty, expressed or implied, concerning the examinations and corrective measures described in this Owner's Report. Furthermore, neither the Inspector nor his employer shall be liable in any manner for any personal injury or property damage or a loss of any kind arising from or connected with this inspection.

MR. Huterspang
 Inspector's Signature

Commissions MICHIGAN, ENDORSEMENT
 National Board, State, Province, Endorsements

Date January 23 1998

FORM NIS-2 OWNER'S REPORT FOR REPAIRS OR REPLACEMENTS

As Required by the Provisions of the ASME Code Section XI

70-563

NIS-2-244-97

- Owner AMERICAN ELECTRIC POWER COMPANY Date 12/23/97
 Name
P.O. Box 60 Fort Wayne, IN 46801 Sheet 1 of 2
 Address
 2. Plant D.C. COOK NUCLEAR POWER PLANT Unit # 1
 Name
One Cook Place, Bridgman, MI 49106 C41258-01
 Address Repair Org. P.O. No., Job No., etc
 3. Work Performed by Installation Services Type Code Symbol Stamp N/A
 Name Authorization No. N/A
Same as #2 Expiration Date N/A
 Address
 4. Identification of System FEEDWATER ASME CODE CLASS 2
 5. (a) Applicable Const. Code ANSI B31.1 19 83Ed., N/A Add. N/A Code Case
 (b) Applicable Edition of Section XI Utilized for Repairs or Replacements 1989

6. Identification of Components Repaired or Replaced and Replacement Components

Name of Component	Name of Manufacturer	Manuf. Serial No.	Nat. Board No.	Other Identification	Year Built	Repaired or Replaced or Replacement	ASME Code Stamped (Yes or No)
1-GFW-L180 CS PLATE	M&E# 30-153197	ASP# 17202	N/A	A36 (93a)	N/A	REPLACE- MENT	NO

7. Description of Work INSTALL SHIM PER MDS-603 ON SUPPORT 1-GFW-L180 TO PROVIDE BEARING.

8. Test Conducted: Hydrostatic ☐ Pneumatic ☐ Nominal Operating Pressure ☐
 N/A ☒ Other ☐ Pressure N/A psi Test Temp. N/A °F

NOTE: Supplemental sheets in form of lists, sketches, or drawings may be used, provided (1) size is 8-1/2 in. x 11 in., (2) information in items 1 through 6 on this report is included on each sheet, and (3) each sheet is numbered and the number of sheets is recorded at the top of this form.

71-563

FORM NIS-2 (Back)

Remarks

Applicable Manufacturer's Data Reports to be attached

Ref. JO: C41258-01 DESIGN CHANGE: N/A

REPAIR/REPLACEMENT TRAVELER: C41258-01 ISI CLASS: 3

CERTIFICATE OF COMPLIANCE

We certify that the statements made in the report are correct and this
REPLACEMENT conforms to the rules of the ASME Code, Section XI.
 repair or replacement

Type Code Symbol Stamp N/ACertificate of Authorization No. N/A Expiration Date N/A

Signed Wayne Cretsinger, Senior Planner
 Owner or Owner's Designee, Title

Date Dec. 23, 19 97

CERTIFICATE OF INSERVICE INSPECTION

I, the undersigned, holding a valid commission issued by the National Board of Boiler And Pressure Vessel Inspectors and the State or Province of Michigan and employed by ARKWRIGHT MUTUAL INS. CO. of WALTHAM, MASS. have inspected the components described in this Owner's Report during the period 6-14-97 to 1-22-98, and state that to the best of my knowledge and belief, the Owner has performed examinations and taken corrective measures described in this Owner's Report in accordance with the requirements of the ASME Code, Section XI.

By signing this certificate neither the Inspector nor his employer makes any warranty, expressed or implied, concerning the examinations and corrective measures described in this Owner's Report. Furthermore, neither the Inspector nor his employer shall be liable in any manner for any personal injury or property damage or a loss of any kind arising from or connected with this inspection.

Inspector's Signature

Commissions Mich, CSS, END NFI

National Board, State, Province, Endorsements

Date JANUARY 22, 19 98

FORM NIS-2 OWNER'S REPORT FOR REPAIRS OR REPLACEMENTS

As Required by the Provisions of the ASME Code Section XI

72-563
NIS-2-236-97

- Owner AMERICAN ELECTRIC POWER COMPANY Date 12/17/97
Name
P.O. Box 60 Fort Wayne, IN 46801 Sheet 1 of 2
Address
2. Plant D.C. COOK NUCLEAR POWER PLANT Unit # 1
Name
One Cook Place, Bridgman, MI 49106 C41487-01
Address Repair Org. P.O. No., Job No., etc
3. Work Performed by Installation Services Type Code Symbol Stamp N/A
Name Authorization No. N/A
Same as #2 Expiration Date N/A
Address
4. Identification of System MAIN STEAM ASME CODE CLASS 2
5. (a) Applicable Const. Code ANSI B31.1 19 83Ed., N/A Add. N/A Code Case
(b) Applicable Edition of Section XI Utilized for Repairs or Replacements 1989

6. Identification of Components Repaired or Replaced and Replacement Components

Name of Component	Name of Manufacturer	Manuf. Serial No.	Nat. Board No.	Other Identification	Year Built	Repaired Replaced or Replacement	ASME Code Stamped (Yes or No)
1-GMS-R802 CS PLATE	M&E# 30-153129	ASP# 19616	N/A	A36 (91)	N/A	REPLACE- MENT	NO

7. Description of Work INSTALL SHIM ON SUPPORT 1-GMS-R802 TO CORRECT GAP PER MDS-603.

8. Test Conducted: Hydrostatic ☐ Pneumatic ☐ Nominal Operating Pressure ☐
N/A ☒ Other ☐ Pressure N/A psi Test Temp. N/A °F

NOTE: Supplemental sheets in form of lists, sketches, or drawings may be used, provided (1) size is 8-1/2 in. x 11 in., (2) information in items 1 through 6 on this report is included on each sheet, and (3) each sheet is numbered and the number of sheets is recorded at the top of this form.

73-563

Page 2 of 2

NIS-2-236-97

FORM NIS-2 (Back)

Remarks

Applicable Manufacturer's Data Reports to be attached

Ref. JO: C41487-01 DESIGN CHANGE: N/A

REPAIR/REPLACEMENT TRAVELER: C41487-01 ISI CLASS: 3

CERTIFICATE OF COMPLIANCE

We certify that the statements made in the report are correct and this
REPLACEMENT conforms to the rules of the ASME Code, Section XI.
repair or replacement

Type Code Symbol Stamp N/ACertificate of Authorization No. N/A Expiration Date N/A

Signed Wayne Cretsinger, Senior Planner Date Dec. 19, 1997
Owner or Owner's Designee, Title

CERTIFICATE OF INSERVICE INSPECTION

I, the undersigned, holding a valid commission issued by the National Board of Boiler And Pressure Vessel Inspectors and the State or Province of Michigan and employed by ARKWRIGHT MUTUAL INS. CO. of WALTHAM, MASS. have inspected the components described in this Owner's Report during the period 7-14-97 to 1-27-98, and state that to the best of my knowledge and belief, the Owner has performed examinations and taken corrective measures described in this Owner's Report in accordance with the requirements of the ASME Code, Section XI.

By signing this certificate neither the Inspector nor his employer makes any warranty, expressed or implied, concerning the examinations and corrective measures described in this Owner's Report. Furthermore, neither the Inspector nor his employer shall be liable in any manner for any personal injury or property damage or a loss of any kind arising from or connected with this inspection.

[Signature] Commissions MICHIGAN, ENDORSEMENT
Inspector's Signature National Board, State, Province, Endorsements

Date JANUARY 27 19 98

FORM NIS-2 OWNER'S REPORT FOR REPAIRS OR REPLACEMENTS

As Required by the Provisions of the ASME Code Section XI

74-563

NIS-2-237-97

- Owner AMERICAN ELECTRIC POWER COMPANY Date 12/17/97
Name
P.O. Box 60 Fort Wayne, IN 46801 Sheet 1 of 2
Address
2. Plant D.C. COOK NUCLEAR POWER PLANT Unit # 1
Name
One Cook Place, Bridgman, MI 49106 C41487-04
Address Repair Org. P.O. No., Job No., etc
3. Work Performed by Installation Services Type Code Symbol Stamp N/A
Name Authorization No. N/A
Same as #2 Expiration Date N/A
Address
4. Identification of System MAIN STEAM ASME CODE CLASS 2
5. (a) Applicable Const. Code ANSI B31.1 19 83Ed., N/A Add. N/A Code Case
(b) Applicable Edition of Section XI Utilized for Repairs or Replacements 1989

6. Identification of Components Repaired or Replaced and Replacement Components

Name of Component	Name of Manufacturer	Manuf. Serial No.	Nat. Board No.	Other Identification	Year Built	Repaired Replaced or Replacement	ASME Code Stamped (Yes or No)
1-GMS-L387 CS PLATE	M&E# 30-153129	ASP# 19616	N/A	A36 (91)	N/A	REPLACE- MENT	NO

7. Description of Work INSTALL SHIM ON SUPPORT 1-GMS-L387 TO CORRECT GAP PER MDS-603.

8. Test Conducted: Hydrostatic ☐ Pneumatic ☐ Nominal Operating Pressure ☐
N/A ☒ Other ☐ Pressure N/A psi Test Temp. N/A °F

NOTE: Supplemental sheets in form of lists, sketches, or drawings may be used, provided (1) size is 8-1/2 in. x 11 in., (2) information in items 1 through 6 on this report is included on each sheet, and (3) each sheet is numbered and the number of sheets is recorded at the top of this form.

75-563

FORM NIS-2 (Back)

Remarks

Applicable Manufacturer's Data Reports to be attached

Ref. JO: C41487-04

DESIGN CHANGE: N/A

REPAIR/REPLACEMENT TRAVELER: C41487-04

ISI CLASS: 3

CERTIFICATE OF COMPLIANCE

We certify that the statements made in the report are correct and this
REPLACEMENT conforms to the rules of the ASME Code, Section XI.
 repair or replacement

Type Code Symbol Stamp N/ACertificate of Authorization No. N/A Expiration Date N/A

Signed Wayne Cretsinger, Senior Planner
 Owner or Owner's Designee, Title

Date Dec. 19, 1997

CERTIFICATE OF INSERVICE INSPECTION

I, the undersigned, holding a valid commission issued by the National Board of Boiler And Pressure Vessel Inspectors and the State or Province of Michigan and employed by ARKWRIGHT MUTUAL INS. CO. of WALTHAM, MASS. have inspected the components described in this Owner's Report during the period 7/14/97 to 11/27/98, and state that to the best of my knowledge and belief, the Owner has performed examinations and taken corrective measures described in this Owner's Report in accordance with the requirements of the ASME Code, Section XI.

By signing this certificate neither the Inspector nor his employer makes any warranty, expressed or implied, concerning the examinations and corrective measures described in this Owner's Report. Furthermore, neither the Inspector nor his employer shall be liable in any manner for any personal injury or property damage or a loss of any kind arising from or connected with this inspection.

W. W. Waltham
 Inspector's Signature

Commissions MICH 0055 ENDNFI
 National Board, State, Province, Endorsements

Date JANUARY 27 1998

FORM NIS-2 OWNER'S REPORT FOR REPAIRS OR REPLACEMENTS

As Required by the Provisions of the ASME Code Section XI

76-563
NIS-2-238-97

- Owner AMERICAN ELECTRIC POWER COMPANY Date 12/17/97
Name
P.O. Box 60 Fort Wayne, IN 46801 Sheet 1 of 2
Address
2. Plant D.C. COOK NUCLEAR POWER PLANT Unit # 1
Name
One Cook Place, Bridgman, MI 49106 C41487-08
Address Repair Org. P.O. No., Job No., etc
3. Work Performed by Installation Services Type Code Symbol Stamp N/A
Name Authorization No. N/A
Same as #2 Expiration Date N/A
Address
4. Identification of System MAIN STEAM ASME CODE CLASS 2
5. (a) Applicable Const. Code ANSI B31.1 19 83Ed., N/A Add. N/A Code Case
(b) Applicable Edition of Section XI Utilized for Repairs or Replacements 1989

6. Identification of Components Repaired or Replaced and Replacement Components

Name of Component	Name of Manufacturer	Manuf. Serial No.	Nat. Board No.	Other Identification	Year Built	Repaired Replaced or Replacement	ASME Code Stamped (Yes or No)
1-GMS-L817 CS PLATE	M&E# 30-153129	ASP# 19616	N/A	A36 (91)	N/A	REPLACE- MENT	NO

7. Description of Work INSTALL SHIM ON SUPPORT 1-GMS-L817 TO CORRECT GAP PER MDS-603.

8. Test Conducted: Hydrostatic ☐ Pneumatic ☐ Nominal Operating Pressure ☐
N/A ☒ Other ☐ Pressure N/A psi Test Temp. N/A °F

NOTE: Supplemental sheets in form of lists, sketches, or drawings may be used, provided (1) size is 8-1/2 in. x 11 in., (2) information in items 1 through 6 on this report is included on each sheet, and (3) each sheet is numbered and the number of sheets is recorded at the top of this form.

77-563

FORM NIS-2 (Back)

Remarks

Applicable Manufacturer's Data Reports to be attached

Ref. JO: C41487-08

DESIGN CHANGE: N/A

REPAIR/REPLACEMENT TRAVELER: C41487-08

ISI CLASS: 3

CERTIFICATE OF COMPLIANCE

We certify that the statements made in the report are correct and this
REPLACEMENT conforms to the rules of the ASME Code, Section XI.
 repair or replacement

Type Code Symbol Stamp N/ACertificate of Authorization No. N/A Expiration Date N/A

Signed Wayne Cretsinger, Senior Planner
 Owner or Owner's Designee, Title

Date Dec. 19, 1997

CERTIFICATE OF INSERVICE INSPECTION

I, the undersigned, holding a valid commission issued by the National Board of Boiler And Pressure Vessel Inspectors and the State or Province of Michigan and employed by ARKWRIGHT MUTUAL INS. CO. of WALTHAM, MASS. have inspected the components described in this Owner's Report during the period 2/14/97 to 1/23/98, and state that to the best of my knowledge and belief, the Owner has performed examinations and taken corrective measures described in this Owner's Report in accordance with the requirements of the ASME Code, Section XI.

By signing this certificate neither the Inspector nor his employer makes any warranty, expressed or implied, concerning the examinations and corrective measures described in this Owner's Report. Furthermore, neither the Inspector nor his employer shall be liable in any manner for any personal injury or property damage or a loss of any kind arising from or connected with this inspection.

W. Cretsinger
 Inspector's Signature

Commissions MICHIGAN, ENGINEER

National Board, State, Province, Endorsements

Date January 23 1998

78-563

FORM NIS-2 OWNER'S REPORT FOR REPAIRS OR REPLACEMENTS
As Required by the Provisions for the ASME Code Section XI

1. Owner: AMERICAN ELECTRIC POWER Date Performed: 03-04-98
P.O. Box 60 Fort Wayne IN 46801 Unit# 1
2. Plant: D.C.Cook Nuclear Power Plant Job Order# C0041781-02
One Cook Place, Bridgman, MI 49106 Component# 1-ESW-195
3. Work Performed by: AEP/D.C. COOK Maintenance Department
4. Identification of System: ESSENTIAL SERVICE WATER
5. (a) Applicable Construction Code: ANSI B31.1, 1983 Ed. NO Add., Code Case: N-416-1
(b) Applicable Edition of Section XI Utilized for Repairs or Replacements: 1989, No Addenda
6. Identification of Components Repaired or Replaced and Replacement Components

Name of Component	ASME,ASTM or AISI designation:	Name of Manufacture	Material Identification: M&E# ASP# P.O.#	Year built	Repaired Or Replaced	ASME Code Stamped Yes/No
1-ESW-195						
2" PIPE	ASME# SA-106 GR B	N/A	M&E# 30-014981 ASP# 19892	N/A	REPLACED	NO
VALVE	N/A	N/A	M&E# 30-042340 ASP# 13606	N/A	REPLACED	NO

7. Hydrostatic NA Pneumatic NA Nomial Operating Pressure N/ANDE-----

Pressure: psi Test Temperature F.

79 - 563

Description of Work: The old valve was removed and the new one installed using new 2" pipe. A VT-2 test was also preformed. A VT fit up and final VT was preformed.

Job Order/File: C0041781-02

ISI CLASS

3 3/13/01

CERTIFICATE OF COMPLIANCE

We certify that the statements made in the report are correct and this repair and/or replacement conforms to the rules of the ASME Code, Section XI repair or replacement.

Type Code Symbol Stamp NACertificate of Authorization No. NA Expiration Date NA

Signed: Dewayne Timmons Maint. Welding Supervisor Date 1-15-01
Owner or Owner's Designee, Title

CERTIFICATE OF INSERVICE INSPECTION

I, the undersigned, holding a valid commission issued by the National Board of Boiler Pressure Vessel Inspectors and the State of Providence of Michigan and employed by FMIC OF JOHNSTON RI.

have inspected the components described in this Owner's Report during the period 3-3-98 to 01-16-01, and state that to the best of my knowledge and belief, the Owner has performed examinations and taken corrective measures described in this Owner's Report in accordance with the requirements of the ASME Code, Section XI

By signing this certificate neither the Inspector nor his employer makes any warranty, expressed or implied, concerning the examinations and corrective measures described in this Owner's Report. Furthermore, neither the Inspector nor his employer shall be liable in any manner for any personal injury or property damage or of loss of any kind arising from or connected with this inspection.

Mike Waterspugh Commissions Mich 0055 EN & NBT
Inspector's Signature National Board, State, Province, Endorsements

Date: JUN 16 19 2001

FORM NIS-2 OWNER'S REPORT FOR REPAIRS OR REPLACEMENTS
As Required by the Provisions for the ASME Code Section XI

1. Owner: AMERICAN ELECTRIC POWER Date Performed: 12-08-98
P.O. Box 60 Fort Wayne IN 46801 Unit# 1
2. Plant: D.C.Cook Nuclear Power Plant Job Order# C0042141-02
One Cook Place, Bridgman, MI 49106 Component# 1-IRV-310
3. Work Performed by: AEP/D.C. COOK Maintenance Department
4. Identification of System: RESIDUAL HEAT REMOVAL
5. (a) Applicable Construction Code: ANSI B31.1, 1983 Ed. NO Add., Code Case: N/A
 (b) Applicable Edition of Section XI Utilized for Repairs or Replacements: 1989, No Addenda
6. **Identification of Components Repaired or Replaced and Replacement Components**

Name of Component	ASME,ASTM or AISI designation:	Name of Manufacture	Material Identification: M&E# ASP# P.O.#	Year built	Repaired Or Replaced	ASME Code Stamped Yes/No
1-IRV-310						
BALL SEAL	ASME# SA-351 GR- CF8M	N/A	M&E# 30-038980 ASP# 20032	N/A	REPLACED	NO

7. Hydrostatic NA Pneumatic NA Nomial Operating Pressure N/ANDE:

Pressure: psi Test Temperature F.

Description of Work: The valve was repaired using a new ball seal.

81-563

Job Order/File: C0042141-02

ISI CLASS

2

CERTIFICATE OF COMPLIANCE

We certify that the statements made in the report are correct and this repair and/or replacement conforms to the rules of the ASME Code, Section XI repair or replacement.

Type Code Symbol Stamp NACertificate of Authorization No. NA Expiration Date NA

Signed: Dewayne Timmons Maint. Welding Supervisor Date 3-7-01
Owner or Owner's Designee, Title

CERTIFICATE OF INSERVICE INSPECTION

I, the undersigned, holding a valid commission issued by the National Board of Boiler Pressure Vessel Inspectors and the State or Providence of Michigan and employed by FMIC OF JOHNSTON RI.

have inspected the components described in this Owner's Report during the period 3-27-98 to 3-8-01, and state that to the best of my knowledge and belief, the Owner has performed examinations and taken corrective measures described in this Owner's Report in accordance with the requirements of the ASME Code, Section XI

By signing this certificate neither the Inspector nor his employer makes any warranty, expressed or implied, concerning the examinations and corrective measures described in this Owner's Report. Furthermore, neither the Inspector nor his employer shall be liable in any manner for any personal injury or property damage or of loss of any kind arising from or connected with this inspection.

M R Motorsbaugh Commissions Mich 0055, ENR NFI
Inspector's Signature National Board, State, Province, Endorsements

Date: MARCH 8 20 01

82-563

FORM NIS-2 OWNER'S REPORT FOR REPAIRS OR REPLACEMENTS
As Required by the Provisions for the ASME Code Section XI

1. Owner: AMERICAN ELECTRIC POWER Date Performed: 07-02-98
P.O. Box 60 Fort Wayne IN 46801 Unit# 1
2. Plant: D.C.Cook Nuclear Power Plant Job Order# C0042172-02
One Cook Place, Bridgman, MI 49106 Component# 1-IRV-311
3. Work Performed by: AEP/D.C. COOK Maintenance Department
4. Identification of System: RESIDUAL HEAT REMOVAL
5. (a) Applicable Construction Code: ANSI B31.1, 1983 Ed. NO Add., Code Case: N/A
 (b) Applicable Edition of Section XI Utilized for Repairs or Replacements: 1989, No Addenda
6. Identification of Components Repaired or Replaced and Replacement Components

Name of Component	ASME,ASTM or AISI designation:	Name of Manufacture	Material Identification: M&E# ASP# P.O.#	Year built	Repaired Or Replaced	ASME Code Stamped Yes/No
1-IRV-311						
RETROFIT KIT	ASME# SA-351 CF8M	FISHER	M&E# 30-038980 ASP# 20032	N/A	REPLACED	NO

7. Hydrostatic NA Pneumatic NA Nomial Operating Pressure N/ANDE:

Pressure: psi Test Temperature F.

Description of Work: The valve was repaired using a new retrofit..kit.

83-563

Job Order/File: C0042172-02 ISI CLASS 2

CERTIFICATE OF COMPLIANCE

We certify that the statements made in the report are correct and this repair and/or replacement conforms to the rules of the ASME Code, Section XI repair or replacement.

Type Code Symbol Stamp NACertificate of Authorization No. NA Expiration Date NA

Signed: Dewayne Timmons Maint. Welding Supervisor Date 2-21-01
Owner or Owner's Designee, Title

CERTIFICATE OF INSERVICE INSPECTION

I, the undersigned, holding a valid commission issued by the National Board of Boiler Pressure Vessel Inspectors and the State of Michigan and employed by FMIC OF JOHNSTON RI.

have inspected the components described in this Owner's Report during the period 5-26-98 to 02-22-01, and state that to the best of my knowledge and belief, the Owner has performed examinations and taken corrective measures described in this Owner's Report in accordance with the requirements of the ASME Code, Section XI

By signing this certificate neither the Inspector nor his employer makes any warranty, expressed or implied, concerning the examinations and corrective measures described in this Owner's Report. Furthermore, neither the Inspector nor his employer shall be liable in any manner for any personal injury or property damage or of loss of any kind arising from or connected with this inspection.

MR. Muterpaugh Commissions Mich 0055, ENDR
Inspector's Signature National Board, State, Province, Endorsements

Date: Feb 22 19th 2001

84-563

FORM NIS-2 OWNER'S REPORT FOR REPAIRS OR REPLACEMENTS
As Required by the Provisions for the ASME Code Section XI

1. Owner: AMERICAN ELECTRIC POWER Date Performed: 08-11-00
P.O. Box 60 Fort Wayne IN 46801 Unit# 1
2. Plant: D.C.Cook Nuclear Power Plant Job Order# C0042178-02
One Cook Place, Bridgman, MI 49106 Component# 1-IRV-320
3. Work Performed by: AEP/D.C. COOK Maintenance Department
4. Identification of System: RESIDUAL HEAT REMOVAL
5. (a) Applicable Construction Code: ANSI B31.1, 1983 Ed. NO Add., Code Case: N-416-1
 (b) Applicable Edition of Section XI Utilized for Repairs or Replacements: 1989, No Addenda
6. Identification of Components Repaired or Replaced and Replacement Components

Name of Component	ASME,ASTM or AISI designation:	Name of Manufacture	Material Identification: M&E# ASP# P.O.#	Year built	Repaired Or Replaced	ASME Code Stamped Yes/No
1-IRV-320						
HEAVY DUTY SEAL	A-743 CF10SMnN (Nitronic 60)	N/A	M&E# 30-038980 ASP# 22805	N/A	REPLACED	NO

7. Hydrostatic NA Pneumatic NA Nominal Operating Pressure N/A NDE: N/A

Pressure: psi Test Temperature F.

85-563

Description of Work: The old seal was removed and the new heavy duty seal was installed. A EE-99-0155 was approved 12/99 for the replacement of the ball seal.

Job Order/File: C0042178-02 ISI CLASS 2

CERTIFICATE OF COMPLIANCE

We certify that the statements made in the report are correct and this repair and/or replacement conforms to the rules of the ASME Code, Section XI repair or replacement.

Type Code Symbol Stamp NA

Certificate of Authorization No. NA Expiration Date NA

Dewayne Timmons
Signed: Dewayne Timmons Maint. Welding Supervisor Date 2-12-01
Owner or Owner's Designee, Title

CERTIFICATE OF INSERVICE INSPECTION

I, the undersigned, holding a valid commission issued by the National Board of Boiler Pressure Vessel Inspectors and the State of Providence of Michigan and employed by FMIC OF JOHNSTON RI.

have inspected the components described in this Owner's Report during the period 7-21-00 to 2-13-01, and state that to the best of my knowledge and belief, the Owner has performed examinations and taken corrective measures described in this Owner's Report in accordance with the requirements of the ASME Code, Section XI

By signing this certificate neither the Inspector nor his employer makes any warranty, expressed or implied, concerning the examinations and corrective measures described in this Owner's Report. Furthermore, neither the Inspector nor his employer shall be liable in any manner for any personal injury or property damage or of loss of any kind arising from or connected with this inspection.

M.R. Motenough Commissions Mich 0055, End N&I
Inspector's Signature National Board, State, Province, Endorsements

Date: Feb 13 10 2001

86-563

FORM NIS-2 OWNER'S REPORT FOR REPAIRS OR REPLACEMENTS
As Required by the Provisions for the ASME Code Section XI

1. Owner: AMERICAN ELECTRIC POWER Date Performed: 10-05-98
P.O. Box 60 Fort Wayne IN 46801 Unit# 1
2. Plant: D.C.Cook Nuclear Power Plant Job Order# C0042220-01
One Cook Place, Bridgman, MI 49106 Component# 1-CS-440-3
3. Work Performed by: AEP/D.C. COOK Maintenance Department
4. Identification of System: REACTOR COOLANT PUMP SEAL WATER
5. (a) Applicable Construction Code: ANSI B31.1, 1983 Ed. NO Add. Code Case:
 (b) Applicable Edition of Section XI Utilized for Repairs or Replacements: 1989, No Addenda
6. **Identification of Components Repaired or Replaced and Replacement Components**

Name of Component	ASME,ASTM or AISI designation:	Name of Manufacture	Material Identification: M&E# ASP# P.O.#	Year built	Repaired Or Replaced	ASME Code Stamped Yes/No
1-CS-440-3						
CLAMP BOLT	ASME# SA-193 GR-B7	N/A	M&E# 30035242 ASP# 14046	N/A	REPLACED	NO
Bonnet chamber repacking	5F-N50 SA-N60D-CI	N/A	M&E# 30-035402 ASP# 9221	N/A	REPLACED	NO
STEM ASSY	ASME# SA-479	N/A	M&E# 30-035562 ASP# 12589	N/A	REPLACED	NO

7. Hydrostatic NA Pneumatic NA Nomial Operating Pressure NA AND:

Pressure: psi Test Temperature °F

87-563

Description of Work: The valve was repaired by using a new stem assembly, repacking, and clamp bolt.

Job Order/File: C0042220-01 **ISI CLASS** 2

CERTIFICATE OF COMPLIANCE

We certify that the statements made in the report are correct and this repair and/or replacement conforms to the rules of the ASME Code, Section XI repair or replacement.

Type Code Symbol Stamp N/A

Certificate of Authorization No. N/A Expiration Date N/A

Signed: Dwayne Timmons Maint. Welding Supervisor Date 11-20-00
Owner or Owner's Designee, Title

CERTIFICATE OF INSERVICE INSPECTION

I, the undersigned, holding a valid commission issued by the National Board of Boiler Pressure Vessel Inspectors and the State of Providence of Michigan and employed by FMIC OF JOHNSTON RI.

have inspected the components described in this Owner's Report during the period 10-8-98 to 12-13-00, and state that to the best of my knowledge and belief, the Owner has performed examinations and taken corrective measures described in this Owner's Report in accordance with the requirements of the ASME Code, Section XI

By signing this certificate neither the Inspector nor his employer makes any warranty, expressed or implied, concerning the examinations and corrective measures described in this Owner's Report. Furthermore, neither the Inspector nor his employer shall be liable in any manner for any personal injury or property damage or of loss of any kind arising from or connected with this inspection.

[Signature] Commissions Michigan, G.I. N.E.
Inspector's Signature National Board, State, Province, Endorsements

Date: December 13 10 2000

FORM NIS-2 OWNER'S REPORT FOR REPAIRS OR REPLACEMENTS
As Required by the Provisions for the ASME Code Section XI

1. Owner: AMERICAN ELECTRIC POWER Date Performed: 09-10-97
P.O. Box 60 Fort Wayne IN 46801 Unit# 1
2. Plant: D.C.Cook Nuclear Power Plant Job Order# C0042256-05
One Cook Place, Bridgman, MI 49106 Component# 1-CS-329-L1
3. Work Performed by: AEP/D.C. COOK Maintenance Department
4. Identification of System: CHARGING (CVCS)
5. (a) Applicable Construction Code: ANSI B31.1, 1983 Ed. NO Add. Code Case:
 (b) Applicable Edition of Section XI Utilized for Repairs or Replacements: 1989, No Addenda
6. Identification of Components Repaired or Replaced and Replacement Components

Name of Component	ASME,ASTM or AISI designation:	Name of Manufacture	Material Identification: M&E# ASP# P.O.#	Year built	Repaired Or Replaced	ASME Code Stamped Yes/No
1-CS-329-L1	N/A	N/A	EXISTING	N/A	REPLACED	NO

7. Hydrostatic NA Pneumatic NA Nomial Operating Pressure: NDE: PT
 Pressure: psi Test Temperature E.

89-563

Description of Work: The weld was rewelded and passed all QC inspections.

A VT-1, VT-3, and a PT were performed

Job Order/File: C0042256-05

ISI CLASS

1

CERTIFICATE OF COMPLIANCE

We certify that the statements made in the report are correct and this repair and/or replacement conforms to the rules of the ASME Code, Section XI repair or replacement.

Type Code Symbol Stamp

NA

Certificate of Authorization No.

NA

Expiration Date

NA

Signed: Dewayne Timmons Maint. Welding Supervisor
Owner or Owner's Designee, Title

Date 1-02-01

CERTIFICATE OF INSERVICE INSPECTION

I, the undersigned, holding a valid commission issued by the National Board of Boiler Pressure Vessel Inspectors and the State or Providence of Michigan and employed by FMIC OF JOHNSTON RI.

have inspected the components described in this Owner's Report during the period 12-97 to 01-03-01, and state that to the best of my knowledge and belief, the Owner has performed examinations and taken corrective measures described in this Owner's Report in accordance with the requirements of the ASME Code, Section XI

By signing this certificate neither the Inspector nor his employer makes any warranty, expressed or implied, concerning the examinations and corrective measures described in this Owner's Report. Furthermore, neither the Inspector nor his employer shall be liable in any manner for any personal injury or property damage or of loss of any kind arising from or connected with this inspection.

M. J. Matrangola
Inspector's Signature

Commissions

MICH 0055, G.D.N.S.I.
National Board, State, Province, Endorsements

Date: Jan 03

18 2001

90-563

FORM NIS-2 OWNER'S REPORT FOR REPAIRS OR REPLACEMENTS
As Required by the Provisions for the ASME Code Section XI

1. Owner: AMERICAN ELECTRIC POWER Date Performed: 09-11-97
P.O. Box 60 Fort Wayne IN 46801 Unit# 1
2. Plant: D.C.Cook Nuclear Power Plant Job Order# C0042256-07
One Cook Place, Bridgman, MI 49106 Component# 1-CS-329-L1
3. Work Performed by: AEP/D.C. COOK Maintenance Department
4. Identification of System: CHARGING (CVCS)
5. (a) Applicable Construction Code: ANSI B31.1, 1983 Ed. NO Add., Code Case:
(b) Applicable Edition of Section XI Utilized for Repairs or Replacements: 1989, No Addenda
6. Identification of Components Repaired or Replaced and Replacement Components

Name of Component	ASME,ASTM or AISI designation:	Name of Manufacture	Material Identification: M&E# ASP# P.O.#	Year built	Repaired Or Replaced	ASME Code Stamped Yes/No
1-CS-329-L1						
STUDS	ASME# SA-453 62660	N/A	M&E# 30-212295 ASP# 16300	N/A	REPLACED	NO

7. Hydrostatic NA Pneumatic NA Nomial Operating Pressure N/ANDE:

Pressure: psi Test Temperature F.

91-563

Description of Work: The old studs were removed. And new studs were installed. A VT-1 & VT-3 were done.

Job Order/File: C0042256-07

ISI CLASS

1**CERTIFICATE OF COMPLIANCE**

We certify that the statements made in the report are correct and this repair and/or replacement conforms to the rules of the ASME Code, Section XI repair or replacement.

Type Code Symbol Stamp NACertificate of Authorization No. NA Expiration Date NA

Signed: Dewayne Timmons Maint. Welding Supervisor Date 12-11-00
Owner or Owner's Designee, Title

CERTIFICATE OF INSERVICE INSPECTION

I, the undersigned, holding a valid commission issued by the National Board of Boiler Pressure Vessel Inspectors and the State of Providence of Michigan and employed by FMIC OF JOHNSTON RI.

have inspected the components described in this Owner's Report during the period 9/12/97 to 12-13-00, and state that to the best of my knowledge and belief, the Owner has performed examinations and taken corrective measures described in this Owner's Report in accordance with the requirements of the ASME Code, Section XI

By signing this certificate neither the Inspector nor his employer makes any warranty, expressed or implied, concerning the examinations and corrective measures described in this Owner's Report. Furthermore, neither the Inspector nor his employer shall be liable in any manner for any personal injury or property damage or of loss of any kind arising from or connected with this inspection.

Michael S. Gindoff Commissions Michigan GNDNET
Inspector's Signature National Board, State, Province, Endorsements

Date: December 13 19 2000

92-563

FORM NIS-2 OWNER'S REPORT FOR REPAIRS OR REPLACEMENTS
As Required by the Provisions for the ASME Code Section XI

1. Owner: AMERICAN ELECTRIC POWER Date Performed: 09-28-97
P.O. Box 60 Fort Wayne IN 46801 Unit# 1
2. Plant: D.C.Cook Nuclear Power Plant Job Order# C0042256-23
One Cook Place, Bridgman, MI 49106 Component# 1-CS-328-L1
3. Work Performed by: AEP/D.C. COOK Maintenance Department
4. Identification of System: CHARGING (CVCS)
5. (a) Applicable Construction Code: ANSI B31.1, 1983 Ed. NO Add. Code Case:
 (b) Applicable Edition of Section XI Utilized for Repairs or Replacements: 1989, No Addenda
6. **Identification of Components Repaired or Replaced and Replacement Components**

Name of Component	ASME,ASTM or AISI designation:	Name of Manufacture	Material Identification: M&E# ASP# P.O.#	Year built	Repaired Or Replaced	ASME Code Stamped Yes/No
1-CS-328-L1						
ALL THREAD	ASME# SA-453 GR 660	N/A	M&E# 3021295 ASP# 16300	N/A	REPLACED	NO

7. Hydrostatic NA Pneumatic NA Nomial Operating Pressure N/ANDE:
 Pressure: psi Test Temperature F.

Description of Work: The valve was repaired using new studs.

93-563

Job Order/File: C0042256-23

ISI CLASS 1

CERTIFICATE OF COMPLIANCE

We certify that the statements made in the report are correct and this repair and/or replacement conforms to the rules of the ASME Code, Section XI repair or replacement.

Type Code Symbol Stamp NACertificate of Authorization No. NA Expiration Date NA

Signed: Dewayne Timmons Maint. Welding Supervisor Date 1-15-01
 Owner or Owner's Designee, Title

CERTIFICATE OF INSERVICE INSPECTION

I, the undersigned, holding a valid commission issued by the National Board of Boiler Pressure Vessel Inspectors and the State of Providence of Michigan and employed by FMIC OF JOHNSTON RI.

have inspected the components described in this Owner's Report during the period 10/2/97 to 01/17/01, and state that to the best of my knowledge and belief, the Owner has performed examinations and taken corrective measures described in this Owner's Report in accordance with the requirements of the ASME Code, Section XI

By signing this certificate neither the Inspector nor his employer makes any warranty, expressed or implied, concerning the examinations and corrective measures described in this Owner's Report. Furthermore, neither the Inspector nor his employer shall be liable in any manner for any personal injury or property damage or of loss of any kind arising from or connected with this inspection.

M R Westerman Commissions Mich 0055, EN, N&I
 Inspector's Signature National Board, State, Province, Endorsements

Date: Jan 17 10 2001

94-563

FORM NIS-2 OWNER'S REPORT FOR REPAIRS OR REPLACEMENTS
As Required by the Provisions for the ASME Code Section XI

1. Owner: AMERICAN ELECTRIC POWER Date Performed: 07-19-00
P.O. Box 60 Fort Wayne IN 46801 Unit# 1
2. Plant: D.C.Cook Nuclear Power Plant Job Order# C0042425-03
One Cook Place, Bridgman, MI 49106 Component# 1-RC-112-L3
3. Work Performed by: AEP/D.C. COOK Maintenance Department
4. Identification of System: REACTOR COOLANT
5. (a) Applicable Construction Code: ANSI B31.1, 1983 Ed. NO Add., Code Case: N/A
 (b) Applicable Edition of Section XI Utilized for Repairs or Replacements: 1989, No Addenda
6. **Identification of Components Repaired or Replaced and Replacement Components**

Name of Component	ASME,ASTM or AISI designation:	Name of Manufacture	Material Identification: M&E# ASP# P.O.#	Year built	Repaired Or Replaced	ASME Code Stamped Yes/No
1-RC-112-L3						
STEM ASSY	ASME# SA-479	N/A	M&E# 30-035574 ASP# 14358	N/A	REPLACED	NO

7. Hydrostatic NA Pneumatic NA Nominal Operating Pressure VT-2 (Performed under R72394-01 RCS Full Pressure/Temperature Walk Down)

NDE: N/A Pressure: psi Test Temperature F.

95-96563
REV 3/14/01

Description of Work: The valve was repaired using a stem assembly. A VT-2 exam was performed.

Job Order/File: C0042425-03 **ISI CLASS** 1

CERTIFICATE OF COMPLIANCE

We certify that the statements made in the report are correct and this repair and/or replacement conforms to the rules of the ASME Code, Section XI repair or replacement.

Type Code Symbol Stamp N/A

Certificate of Authorization No. N/A Expiration Date N/A

Signed: Dewayne Timmons Maint. Welding Supervisor Date 1-31-01
Owner or Owner's Designee, Title

CERTIFICATE OF INSERVICE INSPECTION

I, the undersigned, holding a valid commission issued by the National Board of Boiler Pressure Vessel Inspectors and the State of Providence of Michigan and employed by FMIC OF JOHNSTON RI.

have inspected the components described in this Owner's Report during the period 7-18-00 to 2-2-1, and state that to the best of my knowledge and belief, the Owner has performed examinations and taken corrective measures described in this Owner's Report in accordance with the requirements of the ASME Code, Section XI

By signing this certificate neither the Inspector nor his employer makes any warranty, expressed or implied, concerning the examinations and corrective measures described in this Owner's Report. Furthermore, neither the Inspector nor his employer shall be liable in any manner for any personal injury or property damage or of loss of any kind arising from or connected with this inspection.

MR. Matusz Commissions Mich 0055, ENR N 51
Inspector's Signature National Board, State, Province, Endorsements

Date: Feb 2 19 2001

FORM NIS-2 OWNER'S REPORT FOR REPAIRS OR REPLACEMENTS

As Required by the Provisions of the ASME Code Section XI

96-563

NIS-2-197-97

- Owner AMERICAN ELECTRIC POWER COMPANY Date 10/29/97
 Name
P.O. Box 60 Fort Wayne, IN 46801 Sheet 1 of 3
 Address
 2. Plant D.C. COOK NUCLEAR POWER PLANT Unit # 1
 Name
One Cook Place, Bridgman, MI 49106 C42480-01
 Address Repair Org. P.O. No., Job No., etc
 3. Work Performed by Installation Services Type Code Symbol Stamp N/A
 Name Authorization No. N/A
Same as #2 Expiration Date N/A
 Address
 4. Identification of System SAFETY INJECTION ASME CODE CLASS 2
 5. (a) Applicable Const. Code ANSI B31.1 19 83Ed., N/A Add. N-416-1 Code Case
 (b) Applicable Edition of Section XI Utilized for Repairs or Replacements 1989

6. Identification of Components Repaired or Replaced and Replacement Components

Name of Component	Name of Manufacturer	Manuf. Serial No.	Nat. Board No.	Other Identification	Year Built	Repaired Replaced or Replacement	ASME Code Stamped (Yes or No)
1-SI-82 & 1-SI-47 SH 1							
" 90° SS ELBOW 3000#	M&E# 30-016998	ASP# 15059	N/A	SA182 GR F304	N/A	REPLACE-MENT	NO
2" 45° SS ELBOW 3000#	M&E# 30-016978	ASP# 12419	N/A	SA182 GR F304	N/A	REPLACE-MENT	NO
2" SS TEE 3000#	M&E# 30-017194	ASP# 12804	N/A	SA182 GR F304	N/A	REPLACE-MENT	NO
2 x ¼ SS RED. INSERT 3000#	M&E# 30-017028	ASP# 2217	N/A	SA182 GR F304	N/A	REPLACE-MENT	NO
2" SCH 40 SS PIPE	M&E# 30-016711	ASP# 13597	N/A	SA312 GR 304	N/A	REPLACE-MENT	NO

7. Description of Work MODIFY RWST DRAIN LINE INTO DEAD LEG FOR LEVEL INSTRUMENTS PER DESIGN CHANGE DCP-853

8. Test Conducted: Hydrostatic ☐ Pneumatic ☐ Nominal Operating Pressure ☒
 N/A ☐ Other ☐ Pressure N/A psi Test Temp. N/A °F

FE: Supplemental sheets in form of lists, sketches, or drawings may be used, provided (1) size is 8-1/2 in. x 11 in., (2) information in items 1 through 6 on this report is included on each sheet, and (3) each sheet is numbered and the number of sheets is recorded at the top of this form.

FORM NIS-2 OWNER'S REPORT FOR REPAIRS OR REPLACEMENTS

As Required by the Provisions of the ASME Code Section XI

97-563

NIS-2-197-97

1. Owner AMERICAN ELECTRIC POWER COMPANY Date 10/29/97
 Name
P.O. Box 60 Fort Wayne, IN 46801 Sheet 2 of 3
 Address
2. Plant D.C. COOK NUCLEAR POWER PLANT Unit # 1
 Name
One Cook Place, Bridgman, MI 49106 C42480-01
 Address Repair Org. P.O. No., Job No., etc
3. Work Performed by Installation Services Type Code Symbol Stamp N/A
 Name
Same as #2 Authorization No. N/A
 Address Expiration Date N/A
4. Identification of System SAFETY INJECTION ASME CODE CLASS 2
5. (a) Applicable Const. Code ANSI B31.1 19 83Ed., N/A Add. N-416-1 Code Case
 (b) Applicable Edition of Section XI Utilized for Repairs or Replacements 1989

6. Identification of Components Repaired or Replaced and Replacement Components

Name of Component	Name of Manufacturer	Manuf. Serial No.	Nat. Board No.	Other Identification	Year Built	Repaired Replaced or Replacement	ASME Code Stamped (Yes or No)
1-SI-82 & SI-47 SH 1							
4" SCH 40 45 DEG SS ELBOW	M&E# 30-017815	ASP# 9256	N/A	SA403 GR WP304	N/A	REPLACE-MENT	NO
4" SCH. 40 SS PIPE CAP	M&E# 30-017763	ASP# MIC	N/A	SA403 GR WP304	N/A	REPLACE-MENT	NO
4" X 2" SS PIPET	P.O.# 66418-042-7	ASP# 19932	N/A	SA182 GR F304	N/A	REPLACE-MENT	NO

7. Description of Work MODIFY RWST DRAIN LINE INTO DEAD LEG FOR LEVEL INSTRUMENTS PER DESIGN CHANGE DCP-853

8. Test Conducted: Hydrostatic ☐ Pneumatic ☐ Nominal Operating Pressure ☒
 N/A ☐ Other ☐ Pressure N/A psi Test Temp. N/A °F

NOTE: Supplemental sheets in form of lists, sketches, or drawings may be used, provided (1) size is 8-1/2 in. 1 in., (2) information in items 1 through 6 on this report is included on each sheet, and (3) each sheet is numbered and the number of sheets is recorded at the top of this form.

98-563

FORM NIS-2 (Back)

Remarks

Applicable Manufacturer's Data Reports to be attached

Ref. JO: C42480-01

DESIGN CHANGE: DCP-853


REPAIR/REPLACEMENT TRAVELER: C42480-01

ISI CLASS: 2

CERTIFICATE OF COMPLIANCE

We certify that the statements made in the report are correct and this
REPLACEMENT conforms to the rules of the ASME Code, Section XI.
repair or replacement

Type Code Symbol Stamp N/ACertificate of Authorization No. N/A Expiration Date N/A

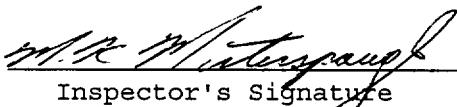

Signed Wayne Cretsinger, Senior Planner
Owner or Owner's Designee, Title

Date OCT. 31, 19 97

CERTIFICATE OF INSERVICE INSPECTION

I, the undersigned, holding a valid commission issued by the National Board of Boiler and Pressure Vessel Inspectors and the State or Province of Michigan and employed by ARKWRIGHT MUTUAL INS. CO. of WALTHAM, MASS. have inspected the components described in this Owner's Report during the period 10/3/97 to 11/14/97, and state that to the best of my knowledge and belief, the Owner has performed examinations and taken corrective measures described in this Owner's Report in accordance with the requirements of the ASME Code, Section XI.

By signing this certificate neither the Inspector nor his employer makes any warranty, expressed or implied, concerning the examinations and corrective measures described in this Owner's Report. Furthermore, neither the Inspector nor his employer shall be liable in any manner for any personal injury or property damage or a loss of any kind arising from or connected with this inspection.


Inspector's Signature Commissions MICH0055, ENDORSE
National Board, State, Province, Endorsements

Date November 14 19 97

FORM NIS-2 OWNER'S REPORT FOR REPAIRS OR REPLACEMENTS

As Required by the Provisions of the ASME Code Section XI

99-563

NIS-2-198-97

- Owner AMERICAN ELECTRIC POWER COMPANY Date 11/09/97
 Name
P.O. Box 60 Fort Wayne, IN 46801 Sheet 1 of 2
 Address
 2. Plant D.C. COOK NUCLEAR POWER PLANT Unit # 1
 Name
One Cook Place, Bridgman, MI 49106 C42480-01
 Address Repair Org. P.O. No., Job No., etc
 3. Work Performed by Installation Services Type Code Symbol Stamp N/A
 Name Authorization No. N/A
Same as #2 Expiration Date N/A
 Address
 4. Identification of System SAFETY INJECTION ASME CODE CLASS 2
 5. (a) Applicable Const. Code ANSI B31.1 19 83Ed., N/A Add. N/A Code Case
 (b) Applicable Edition of Section XI Utilized for Repairs or Replacements 1989
 6. Identification of Components Repaired or Replaced and Replacement Components

Name of Component	Name of Manufacturer	Manuf. Serial No.	Nat. Board No.	Other Identification	Year Built	Repaired Replaced or Replacement	ASME Code Stamped (Yes or No)
ASI-R931 1/2" CS PLATE	M&E# 30-153186	ASP# 19662	N/A	A36 (93)	N/A	REPLACE- MENT	NO
1-ASI-R5018 2 x 2 x 1/4 TUBE STEEL	M&E# 30-150165	ASP# 17922	N/A	A500 GR B (90)	N/A	REPLACE- MENT	NO
1-ASI-R5018 1/4 CS PLATE	M&E# 30-153129	ASP# 19616	N/A	A36 (91)	N/A	REPLACE- MENT	NO
1-ASI-R5018 2 x 2 x 3/8 CS ANGLE	M&E# 30-153030	ASP# 19842	N/A	A36 (90)	N/A	REPLACE- MENT	NO
1-ASI-R5018 3/8 x 2 U-BOLT	M&E# 30-024112	ASP# 13582	N/A	FIG 137N	N/A	REPLACE- MENT	NO
1-ASI-R5018 1/4 SS PLATE	M&E# 30-153160	ASP# 12890	N/A	A479 TP304 (A90)	N/A	REPLACE- MENT	NO

7. Description of Work INSTALL SUPPORTS FOR MODIFICATION OF RWST DRAIN LINE INTO DEAD LEG FOR LEVEL INSTRUMENTS PER DESIGN CHANGE DCP-853

8. Test Conducted: Hydrostatic ☐ Pneumatic ☐ Nominal Operating Pressure ☐
 N/A ☒ Other ☐ Pressure N/A psi Test Temp. N/A °F

NOTE: Supplemental sheets in form of lists, sketches, or drawings may be used, provided (1) size is 8-1/2 in. x 11 in., (2) information in items 1 through 6 on this report is included on each sheet, and (3) each sheet is numbered and the number of sheets is recorded at the top of this form.

FORM NIS-2 (Back)

Remarks

Applicable Manufacturer's Data Reports to be attached

Ref. JO: C42480-01

DESIGN CHANGE: DCP-853

REPAIR/REPLACEMENT TRAVELER: C42480-01

ISI CLASS: 2

CERTIFICATE OF COMPLIANCE

We certify that the statements made in the report are correct and this
REPLACEMENT conforms to the rules of the ASME Code, Section XI.
repair or replacement

Type Code Symbol Stamp N/ACertificate of Authorization No. N/A Expiration Date N/A

Signed Wayne Cretsinger, Senior Planner
Owner or Owner's Designee, Title

Date Nov. 9, 19 97

CERTIFICATE OF INSERVICE INSPECTION

I, the undersigned, holding a valid commission issued by the National Board of Boiler and Pressure Vessel Inspectors and the State or Province of Michigan and employed by ARKWRIGHT MUTUAL INS. CO. of WALTHAM, MASS. have inspected the components described in this Owner's Report during the period 10/3/97 to 11/14/97, and state that to the best of my knowledge and belief, the Owner has performed examinations and taken corrective measures described in this Owner's Report in accordance with the requirements of the ASME Code, Section XI.

By signing this certificate neither the Inspector nor his employer makes any warranty, expressed or implied, concerning the examinations and corrective measures described in this Owner's Report. Furthermore, neither the Inspector nor his employer shall be liable in any manner for any personal injury or property damage or a loss of any kind arising from or connected with this inspection.

M. Materspaugh
Inspector's Signature

Commissions Mich 0055, ENR NFI
National Board, State, Province, Endorsements

Date November 14 19 97

FORM NIS-2 OWNER'S REPORT FOR REPAIRS OR REPLACEMENTS

As Required by the Provisions of the ASME Code Section XI

101-563

100 2/14/01

NIS-2-239-97

- Owner AMERICAN ELECTRIC POWER COMPANY Date 12/17/97
Name
P.O. Box 60 Fort Wayne, IN 46801 Sheet 1 of 2
Address
2. Plant D.C. COOK NUCLEAR POWER PLANT Unit # 1
Name
One Cook Place, Bridgman, MI 49106 C42537-02
Address Repair Org. P.O. No., Job No., etc
3. Work Performed by Installation Services Type Code Symbol Stamp N/A
Name Authorization No. N/A
Same as #2 Expiration Date N/A
Address
4. Identification of System MAIN STEAM AWS D1.1
5. (a) Applicable Const. Code AWS D1.1 19 86Ed., N/A Add. N/A Code Case
(b) Applicable Edition of Section XI Utilized for Repairs or Replacements 1989

6. Identification of Components Repaired or Replaced and Replacement Components

Name of Component	Name of Manufacturer	Manuf. Serial No.	Nat. Board No.	Other Identification	Year Built	Repaired or Replaced	ASME Code Stamped (Yes or No)
STEAM GENERATOR #1 1 1/4 CS PLATE	M&E# 30-153215	ASP# 18271	N/A	A36 (90)	N/A	REPLACE- MENT	NO
STEAM GENERATOR #1 1/4 CS PLATE	M&E# 30-153189	ASP# 17556	N/A	A36 (93a)	N/A	REPLACE- MENT	NO

7. Description of Work REMOVE AND REPLACE SHIM ON S.G. #1 LATERAL SUPPORT WITH A SOLID SHIM AND ADD PLATE WASHERS AS NEEDED TO TIGHTEN THE SHIM PACKS.

8. Test Conducted: Hydrostatic ☐ Pneumatic ☐ Nominal Operating Pressure ☐
N/A ☒ Other ☐ Pressure N/A psi Test Temp. N/A °F

NOTE: Supplemental sheets in form of lists, sketches, or drawings may be used, provided (1) size is 8-1/2 in. x 11 in., (2) information in items 1 through 6 on this report is included on each sheet, and (3) each sheet is numbered and the number of sheets is recorded at the top of this form.

102-563

Page 2 of 2

NIS-2-239-97

FORM NIS-2 (Back)

Remarks

Applicable Manufacturer's Data Reports to be attached

Ref. JO: C42537-02

DESIGN CHANGE: N/A

REPAIR/REPLACEMENT TRAVELER: C42537-02

ISI CLASS: 2

CERTIFICATE OF COMPLIANCE

We certify that the statements made in the report are correct and this
REPLACEMENT conforms to the rules of the ASME Code, Section XI.
repair or replacement

Type Code Symbol Stamp N/ACertificate of Authorization No. N/A Expiration Date N/A

Signed Wayne Cretsinger, Senior Planner
Owner or Owner's Designee, Title

Date Dec. 19, 1997

CERTIFICATE OF INSERVICE INSPECTION

I, the undersigned, holding a valid commission issued by the National Board of Boiler And Pressure Vessel Inspectors and the State or Province of Michigan and employed by ARKWRIGHT MUTUAL INS. CO. of WALTHAM, MASS. have inspected the components described in this Owner's Report during the period 10/10/97 to 1/23/98, and state that to the best of my knowledge and belief, the Owner has performed examinations and taken corrective measures described in this Owner's Report in accordance with the requirements of the ASME Code, Section XI.

By signing this certificate neither the Inspector nor his employer makes any warranty, expressed or implied, concerning the examinations and corrective measures described in this Owner's Report. Furthermore, neither the Inspector nor his employer shall be liable in any manner for any personal injury or property damage or a loss of any kind arising from or connected with this inspection.

W. H. Waters
Inspector's Signature

Commissions MICHIGAN, B02 NFI
National Board, State, Province, Endorsements

Date JANUARY 23, 1998

103-563

FORM NIS-2 OWNER'S REPORT FOR REPAIRS OR REPLACEMENTS
As Required by the Provisions for the ASME Code Section XI

1. Owner: AMERICAN ELECTRIC POWER Date Performed: 09-04-98
P.O. Box 60 Fort Wayne IN 46801 Unit# 1
2. Plant: D.C.Cook Nuclear Power Plant Job Order# C0042731-01
One Cook Place, Bridgman, MI 49106 Component# 1-GRC-S555
3. Work Performed by: AEP/D.C. COOK Maintenance Department
4. Identification of System: Reactor coolant piping support (hydraulic snubber)
5. (a) Applicable Construction Code: ANSI-B31.1-1983 Ed. NO Add. Code Case: N/A
 (b) Applicable Edition of Section XI Utilized for Repairs or Replacements: 1989, No Addenda
6. **Identification of Components Repaired or Replaced and Replacement Components**

Name of Component	ASME,ASTM or AISI designation:	Name of Manufacture	Material Identification: M&E# ASP# P.O.#	Year built	Repaired Or Replaced	ASME Code Stamped Yes/No
1-GRC-S555					REPAIRED	NO
MODIFY KIT "A"	GRINNELL MODIFY KIT "A" 2/-1/2" F	GRINNELL	M&E # 30-040551 ASP # 19456		REPAIRED	NO

7. Hydrostatic N/A Pneumatic N/A Nominal Operating Pressure N/A
 NDE: N/A Pressure: psi N/A Test Temperature N/A F.

Description of work: Coordinate this J.O. with R0086647-01 for rebuilding of snubber.

Install modification kit "A" per 12MHP5021001028 A preservice VT-3 was performed

Job Order/File: C0042731-01

ISI Class 1

CERTIFICATE OF COMPLIANCE

We certify that the statements made in the report are correct and this repair and/or replacement conforms to the rules of the ASME Code, Section XI repair or replacement.

Type Code Symbol Stamp NACertificate of Authorization No. NA Expiration Date NA

Signed: Dewayne Timmons Date 2-2-01
 Dewayne Timmons, welding supervisor
 Owner or Owner's Designee, Title

CERTIFICATE OF INSERVICE INSPECTION

I, the undersigned, holding a valid commission issued by the National Board of Boiler Pressure Vessel Inspectors and the State of Providence of Michigan and employed by FMIC of Johnston R I.

have inspected the components described in this Owner's Report during the period 7-22-98 to 3-2-01, and state that to the best of my knowledge and belief, the Owner has performed examinations and taken corrective measures described in this Owner's Report in accordance with the requirements of the ASME Code, Section XI

By signing this certificate neither the Inspector nor his employer makes any warranty, expressed or implied, concerning the examinations and corrective measures described in this Owner's Report. Furthermore, neither the Inspector nor his employer shall be liable in any manner for any personal injury or property damage or of loss of any kind arising from or connected with this inspection.

MA Murtough Commissions Michigan, EN, NEI
 Inspector's Signature National Board, State, Province, Endorsements

Date: March 2 19 2001

105-563

FORM NIS-2 OWNER'S REPORT FOR REPAIRS OR REPLACEMENTS
As Required by the Provisions for the ASME Code Section XI

1. Owner: AMERICAN ELECTRIC POWER Date Performed: 09-11098
P.O. Box 60 Fort Wayne IN 46801 Unit# 1
2. Plant: D.C.Cook Nuclear Power Plant Job Order# C0042738-01
One Cook Place, Bridgman, MI 49106 Component# 1-GBD-S569
3. Work Performed by: AEP/D.C. COOK Maintenance Department
4. Identification of System: STEAM GENERATOR BLOWDOWN PIPING SUPPORT
5. (a) Applicable Construction Code: ANSI-B31.1-1983 Ed. NO Add., Code Case: N/A
 (b) Applicable Edition of Section XI Utilized for Repairs or Replacements: 1989, No Addenda
6. **Identification of Components Repaired or Replaced and Replacement Components**

Name of Component	ASME, ASTM or AISI designation:	Name of Manufacture	Material Identification: M&E# ASP# P.O.#	Year built	Repaired Or Replaced	ASME Code Stamped Yes/No
1-GBD-S569					REPAIRED	NO
CONFIG. -A-KIT	GRINNELL A-KIT 1-1/2" F, USED WITH 5" SNUBBER	GRINNELL	M&E # 30-040550 ASP # 16665		REPLACED	NO

7. Hydrostatic N/A Pneumatic N/A Nominal Operating Pressure N/A
 NDE: N/A Pressure: psi N/A Test Temperature F.

Description of work: Rebuild snubber using "configuration A" kit, per 12MHP5021001028

106-563

Job Order/File: C-0042738-01ISI Class 2**CERTIFICATE OF COMPLIANCE**

We certify that the statements made in the report are correct and this repair and/or replacement conforms to the rules of the ASME Code, Section XI repair or replacement.

Type Code Symbol Stamp NACertificate of Authorization No. NA Expiration Date NA

Signed: Dewayne Timmons welding supervisor Date 2-5-01
 Owner or Owner's Designee, Title

CERTIFICATE OF INSERVICE INSPECTION

I, the undersigned, holding a valid commission issued by the National Board of Boiler Pressure Vessel Inspectors and the State of Providence of Michigan and employed by FMIC of Johnston R I.

have inspected the components described in this Owner's Report during the period 7-22-98 to 2-6-01, and state that to the best of my knowledge and belief, the Owner has performed examinations and taken corrective measures described in this Owner's Report in accordance with the requirements of the ASME Code, Section XI

By signing this certificate neither the Inspector nor his employer makes any warranty, expressed or implied, concerning the examinations and corrective measures described in this Owner's Report. Furthermore, neither the Inspector nor his employer shall be liable in any manner for any personal injury or property damage or of loss of any kind arising from or connected with this inspection.

MA [Signature] Commissions MICH 0055, END N&F
 Inspector's Signature National Board, State, Province, Endorsements

Date: FEB 6 19 2001

107-563

FORM NIS-2 OWNER'S REPORT FOR REPAIRS OR REPLACEMENTS
As Required by the Provisions for the ASME Code Section XI

1. Owner: AMERICAN ELECTRIC POWER Date Performed: 12-15-97
P.O. Box 60 Fort Wayne IN 46801 Unit# 1
2. Plant: D.C. Cook Nuclear Power Plant Job Order# C0043213-01
One Cook Place, Bridgman, MI 49106 Component# 1-CTS-105W
3. Work Performed by: AEP/D.C. COOK Maintenance Department
4. Identification of System: CONTAINMENT SPRAY
5. (a) Applicable Construction Code: ANSI B31.1, 1983 Ed. NO Add., Code Case: N/A
 (b) Applicable Edition of Section XI Utilized for Repairs or Replacements: 1989, No Addenda
6. Identification of Components Repaired or Replaced and Replacement Components

Name of Component	ASME, ASTM or AISI designation:	Name of Manufacture	Material Identification: M&E# ASP# P.O.#	Year built	Repaired Or Replaced	ASME Code Stamped Yes/No
1-CTS-105W						
NUTS (12) 5/8	ASME# SA-194 GR-8F	N/A	M&E# 30-212090 ASP# 19626	N/A	REPLACED	NO
NUTS (4) 5/8	ASME# SA-194 GR-8F	N/A	M&E# 30-212090 ASP# 20133	N/A	REPLACED	NO

7. Hydrostatic NA Pneumatic NA Nomial Operating Pressure N/A NDE: N/A

Pressure: psi Test Temperature F.

108-563

Description of Work: The valve was disassembled and then reassembled using new nuts.

Job Order/File: C0043213-01 **ISI CLASS** 2

CERTIFICATE OF COMPLIANCE

We certify that the statements made in the report are correct and this repair and/or replacement conforms to the rules of the ASME Code, Section XI repair or replacement.

Type Code Symbol Stamp NA

Certificate of Authorization No. NA Expiration Date NA

Signed: Dewayne Timmons Maint. Welding Supervisor Date 2-23-01
Owner or Owner's Designee, Title

CERTIFICATE OF INSERVICE INSPECTION

I, the undersigned, holding a valid commission issued by the National Board of Boiler Pressure Vessel Inspectors and the State of Providence of Michigan and employed by FMIC OF JOHNSTON RI.

have inspected the components described in this Owner's Report during the period 12-18-97 to 02-26-01, and state that to the best of my knowledge and belief, the Owner has performed examinations and taken corrective measures described in this Owner's Report in accordance with the requirements of the ASME Code, Section XI

By signing this certificate neither the Inspector nor his employer makes any warranty, expressed or implied, concerning the examinations and corrective measures described in this Owner's Report. Furthermore, neither the Inspector nor his employer shall be liable in any manner for any personal injury or property damage or of loss of any kind arising from or connected with this inspection.

[Signature] Commissions Mich 0055, END NFI
Inspector's Signature National Board, State, Province, Endorsements

Date: Feb 26 19 2001

109-563

FORM NIS-2 OWNER'S REPORT FOR REPAIRS OR REPLACEMENTS
As Required by the Provisions for the ASME Code Section XI

1. Owner: AMERICAN ELECTRIC POWER Date Performed: 12-15-97
P.O. Box 60 Fort Wayne IN 46801 Unit# 1
2. Plant: D.C. Cook Nuclear Power Plant Job Order# C0043214-01
One Cook Place, Bridgman, MI 49106 Component# 1-CTS-105E
3. Work Performed by: AEP/D.C. COOK Maintenance Department
4. Identification of System: CONTAINMENT SPRAY
5. (a) Applicable Construction Code: ANSI B31.1, 1983 Ed. NO Add. Code Case: _____
 (b) Applicable Edition of Section XI Utilized for Repairs or Replacements: 1989, No Addenda
6. Identification of Components Repaired or Replaced and Replacement Components

Name of Component	ASME, ASTM or AISI designation:	Name of Manufacture	Material Identification: M&E# ASP# P.O.#	Year built	Repaired Or Replaced	ASME Code Stamped Yes/No
1-CTS-105E						
BONNET NUTS	ASME# SA-194 GR-8F (MMSM)	N/A	M&E# 30-212090 ASP# 18553 (3) ASP# 16473 (2) ASP# 18800 (11)	N/A	REPLACED	NO

7. Hydrostatic NA Pneumatic NA Nomial Operating Pressure NDE:

Pressure: psi Test Temperature F.

110-563

Description of Work: Replaced the existing bonnet nuts with new nuts.

Job Order/File: C0043214-01 **ISI CLASS** 2

CERTIFICATE OF COMPLIANCE

We certify that the statements made in the report are correct and this repair and/or replacement conforms to the rules of the ASME Code, Section XI repair or replacement.

Type Code Symbol Stamp NA

Certificate of Authorization No. NA Expiration Date NA

Signed: Dewayne Timmons Maint. Welding Supervisor Date 12-8-00
Owner or Owner's Designee, Title

CERTIFICATE OF INSERVICE INSPECTION

I, the undersigned, holding a valid commission issued by the National Board of Boiler Pressure Vessel Inspectors and the State of Providence of Michigan and employed by FMIC OF JOHNSTON RI.

have inspected the components described in this Owner's Report during the period 12-18-97 to 01-03-01, and state that to the best of my knowledge and belief, the Owner has performed examinations and taken corrective measures described in this Owner's Report in accordance with the requirements of the ASME Code, Section XI

By signing this certificate neither the Inspector nor his employer makes any warranty, expressed or implied, concerning the examinations and corrective measures described in this Owner's Report. Furthermore, neither the Inspector nor his employer shall be liable in any manner for any personal injury or property damage or of loss of any kind arising from or connected with this inspection.

Mike M. Thompson Commissions Michigan, EOE
Inspector's Signature National Board, State, Province, Endorsements

Date: Jan. 03 10 2001

As Required by the Provisions of the ASME Code Section XI

111-563

NIS-2-274-99

Date 12/27/99

Name _____

Sheet 1 of 2

Address

Unit # 1

Name _____

C43828-10

Address

Repair Org. P.O. No., Job No., etc

Name _____

Type Code Symbol Stamp N/A

Same as #2

Authorization No. N/A

Expiration Date N/A

Address

4. Identification of System Containment Penetration ASME CODE CLASS 2

5. (a)	Applicable Const. Code	ANSI B31.1 19 83Ed.,	N/A	Add. N/A	Code Case
--------	------------------------	----------------------	-----	----------	-----------

(b) Applicable Edition of Section XI Utilized for Repairs or Replacements 1989

6. Identification of Components Repaired or Replaced and Replacement Components

[illegible]

7. Description of work Install the 4" flanges for 1-CPN-57 on both the Aux and Cont side of the Penetration

8. Test Conducted: Hydrostatic ☐ Pneumatic ☐ Nominal Operating Pressure ☒
N/A ☐ Other ☐ Pressure N/A psi Test Temp. N/A °F

NOTE: Supplemental sheets in form of lists, sketches, or drawings may be used, provided (1) size is 8-1/2 in. x 11 in., (2) information in items 1 through 6 on this report is included on each sheet, and (3) each sheet is numbered and the number of sheets is recorded at the top of this form.

112-563

FORM NIS-2 (Back)

Remarks

Applicable Manufacturer's Data Reports to be attached

Ref. JO: C43828-10

Repair/Replacement Plan: C43828-10 ISI Class MC

CERTIFICATE OF COMPLIANCE

We certify that the statements made in the report are correct and this
REPLACEMENT conforms to the rules of the ASME Code, Section XI.
 Repair or replacement

Type Code Symbol Stamp N/ACertificate of Authorization No. N/A Expiration Date N/A

Signed Conrad V. Reid, Senior Planner Date 12/27, 1999
 Owner or Owner's Designee, Title

CERTIFICATE OF INSERVICE INSPECTION

I, the undersigned, holding a valid commission issued by the National Board of Boiler And Pressure Vessel Inspectors and the State or Province of Michigan and employed by FACTORY MUTUAL INSURANCE Co. of Johnston R.I. 02919 Have inspected the components described in this Owner's Report during the period 5/11/99 to 1/11/00, and state that to the best of my knowledge and belief, the Owner has performed examinations and taken corrective measures described in this Owner's Report in accordance with the requirements of the ASME Code, Section XI.

By signing this certificate neither the Inspector nor his employer makes any Warranty, expressed or implied, concerning the examinations and corrective measures Described in this Owner's Report. Furthermore, neither the Inspector nor his Employer shall be liable in any manner for any personal injury or property damage or a loss of any kind arising from or connected with this inspection.

MA [Signature] Commissions NB 9030 MI 0055, ENCL N & F
 Inspector's Signature National Board, State, Province, Endorsements

Date JAN 11 ²⁰⁰⁰
19 2000

As Required by the Provisions of the ASME Code Section XI

113-563

NOTE: Supplemental sheets in form of lists, sketches, or drawings may be used, provided (1) size is 8-1/2 in. x 11 in., (2) information in items 1 through 6 on this report is included on each sheet, and (3) each sheet is numbered and the number of sheets is recorded at the top of this form.

114-563

FORM NIS-2 (Back)

5. Remarks

Applicable Manufacturer's Data Reports to be attachedRef. JO: C43828-11Repair/Replacement Plan: C43828-11 ISI Class: MC

CERTIFICATE OF COMPLIANCE

We certify that the statements made in the report are correct and this
REPLACEMENT conforms to the rules of the ASME Code, Section XI.
 Repair or replacement

Type Code Symbol Stamp N/ACertificate of Authorization No. N/A Expiration Date N/A

Signed Conrad V. Reid, Senior Planner Date 12/27, 1999
 Owner or Owner's Designee, Title

CERTIFICATE OF INSERVICE INSPECTION

I, the undersigned, holding a valid commission issued by the National Board of Boiler And Pressure Vessel Inspectors and the State or Province of Michigan and employed by FACTORY MUTUAL INSURANCE Co. of Johnston, R.I. 02919 Have inspected the components described in this Owner's Report during the period 5/11/99 to 1/11/00, and state that to the best of my knowledge and belief, the Owner has performed examinations and taken corrective measures described in this Owner's Report in accordance with the requirements of the ASME Code, Section XI.

By signing this certificate neither the Inspector nor his employer makes any Warranty, expressed or implied, concerning the examinations and corrective measures Described in this Owner's Report. Furthermore, neither the Inspector nor his Employer shall be liable in any manner for any personal injury or property damage or a loss of any kind arising from or connected with this inspection.

Inspector's Signature Commissions NB 9030, ME 0055, END N&I
 National Board, State, Province, Endorsements

Date Jan 11 19 2000

115-563

FORM NIS-2 OWNER'S REPORT FOR REPAIRS OR REPLACEMENTS
As Required by the Provisions for the ASME Code Section XI

1. Owner: AMERICAN ELECTRIC POWER Date Performed: 07-01-98
P.O. Box 60 Fort Wayne IN 46801 Unit# 1
2. Plant: D.C.Cook Nuclear Power Plant Job Order# C0044134-01
One Cook Place, Bridgman, MI 49106 Component# 1-ASI-L-49A
3. Work Performed by: AEP/D.C. COOK Maintenance Department
4. Identification of System: PIPS
5. (a) Applicable Construction Code: ANSI B31.1, 1983 Ed. NO Add., Code Case: _____
 (b) Applicable Edition of Section XI Utilized for Repairs or Replacements: 1989, No Addenda
6. **Identification of Components Repaired or Replaced and Replacement Components**

Name of Component	ASME,ASTM or AISI designation:	Name of Manufacture	Material Identification: M&E# ASP# P.O.#	Year built	Repaired Or Replaced	ASME Code Stamped Yes/No
1-ASI-L-49A						
LOCK WASHER	ASME# B18.21.1	N/A	TEMP# 00-007349 ASP# 20291 PO#66026-042-89	N/A	REPLACED	NO
NUT	ASME# SA-194 GR-2H	N/A	M&E# 30-211910 ASP# 15509	N/A	REPLACED	NO

7. Hydrostatic NA Pneumatic NA Nomial Operating Pressure N/ANDE: _____

Pressure: psi _____ Test Temperature F.

116-563

Description of Work: A new lock washer and nut were installed on 1-ASI-L-49A to take care of the missing ones. A VT-3 exam was done also.

Job Order/File: C0044134-01-02 ISI CLASS 2

CERTIFICATE OF COMPLIANCE

We certify that the statements made in the report are correct and this repair and/or replacement conforms to the rules of the ASME Code, Section XI repair or replacement.

Type Code Symbol Stamp NA

Certificate of Authorization No. NA Expiration Date NA

Signed: Dewayne Timmons Maint. Welding Supervisor Date 1-15-01
Owner or Owner's Designee, Title

CERTIFICATE OF INSERVICE INSPECTION

I, the undersigned, holding a valid commission issued by the National Board of Boiler Pressure Vessel Inspectors and the State or Province of Michigan and employed by FMIC OF JOHNSTON RI.

have inspected the components described in this Owner's Report during the period 3-4-98 to 1-16-01, and state that to the best of my knowledge and belief, the Owner has performed examinations and taken corrective measures described in this Owner's Report in accordance with the requirements of the ASME Code, Section XI

By signing this certificate neither the Inspector nor his employer makes any warranty, expressed or implied, concerning the examinations and corrective measures described in this Owner's Report. Furthermore, neither the Inspector nor his employer shall be liable in any manner for any personal injury or property damage or of loss of any kind arising from or connected with this inspection.

MR. Montague Commissions Mick Moss, ENR & I
Inspector's Signature National Board, State, Province, Endorsements

Date: JAN 16 10 2001

117-563

FORM NIS-2 OWNER'S REPORT FOR REPAIRS OR REPLACEMENTS
As Required by the Provisions for the ASME Code Section XI

1. Owner: AMERICAN ELECTRIC POWER Date Performed: 11-08-98
P.O. Box 60 Fort Wayne IN 46801 Unit# 1
2. Plant: D.C.Cook Nuclear Power Plant Job Order# C0044212-09
One Cook Place, Bridgman, MI 49106 Component# 1-IFX-210-OR
3. Work Performed by: AEP/D.C. COOK Maintenance Department
4. Identification of System: CONTAINMENT SPRAY
5. (a) Applicable Construction Code: ANSI B31.1, 1983 Ed. NO Add., Code Case:
 (b) Applicable Edition of Section XI Utilized for Repairs or Replacements: 1989, No Addenda
6. Identification of Components Repaired or Replaced and Replacement Components

Name of Component	ASME,ASTM or AISI designation:	Name of Manufacture	Material Identification: M&E# ASP# P.O.#	Year built	Repaired Or Replaced	ASME Code Stamped Yes/No
1-IFX-210-OR						
ROD	ASME# SA-453 GR-660 CLASS A	N/A	M&E# 30-21295 ASP# 19160	N/A	REPLACED	NO
NUT HEX HEAVY	ASME# SA-194 GR-8F	N/A	M&E# 30-046903 ASP# 14876	N/A	REPLACED	NO

7. Hydrostatic NA Pneumatic NA Nomial Operating Pressure N/A NDE: _____

Pressure: psi Test Temperature F.

118-563

Description of Work: The spool was reinstalled using new nuts and studs.

Job Order/File: C0044212-09 **ISI CLASS** 2

CERTIFICATE OF COMPLIANCE

We certify that the statements made in the report are correct and this repair and/or replacement conforms to the rules of the ASME Code, Section XI repair or replacement.

Type Code Symbol Stamp NA

Certificate of Authorization No. NA Expiration Date NA

Signed: Dewayne Timmons Maint. Welding Supervisor Date 1-10-01
Owner or Owner's Designee, Title

CERTIFICATE OF INSERVICE INSPECTION

I, the undersigned, holding a valid commission issued by the National Board of Boiler Pressure Vessel Inspectors and the State or Providence of Michigan and employed by FMIC OF JOHNSTON RI.

have inspected the components described in this Owner's Report during the period 11-10-98 to 01-12-01, and state that to the best of my knowledge and belief, the Owner has performed examinations and taken corrective measures described in this Owner's Report in accordance with the requirements of the ASME Code, Section XI

By signing this certificate neither the Inspector nor his employer makes any warranty, expressed or implied, concerning the examinations and corrective measures described in this Owner's Report. Furthermore, neither the Inspector nor his employer shall be liable in any manner for any personal injury or property damage or of loss of any kind arising from or connected with this inspection.

R. Blake Commissions Mi. 762
Inspector's Signature National Board, State, Province, Endorsements

Date: Jan. 12 2001

119-563

FORM NIS-2 OWNER'S REPORT FOR REPAIRS OR REPLACEMENTS

As Required by the Provisions for the ASME Code Section XI

1. Owner: AMERICAN ELECTRIC POWER Date Performed: 7-27-98
P.O. Box 60 Fort Wayne IN 46801 Unit# 1
2. Plant: D.C.Cook Nuclear Power Plant Job Order# C0044389-14
One Cook Place, Bridgman, MI 49106 Component# DCP-896 (1-GR-21050)
3. Work Performed by: AEP/D.C. COOK Maintenance Department
4. Identification of System: GLYCOL PIPING
5. (a) Applicable Construction Code: ANSI-B31.1-1983 Ed. NO Add. Code Case: NA
 (b) Applicable Edition of Section XI Utilized for Repairs or Replacements: 1989, No Addenda
6. **Identification of Components Repaired or Replaced and Replacement Components**

Name of Component	ASME,ASTM or AISI designation:	Name of Manufacture	Material Identification: M&E# ASP# P.O.#	Year built	Repaired Or Replaced	ASME Code Stamped Yes/No
STEEL TUBING	ASTM A500 1993	NA	M&E 30-153269 ASP 20337	NA	REPLACED	NO
STEEL TUBING	ASTM A500 1990	NA	M&E 30-150165 ASP 17922	NA	REPLACED	NO
STEEL BAR	ASTM A-36-91	NA	M&E 30-0153140 ASP 15946	NA	REPLACED	NO
STEEL SHEET	ASTM A653-94	NA	M&E 30-153229 ASP 19396	NA	REPLACED	NO

120-563

FORM NIS-2 OWNER'S REPORT FOR REPAIRS OR REPLACEMENTS
As Required by the Provisions for the ASME Code Section XI

1. Owner: AMERICAN ELECTRIC POWER Date Performed: 7-27-98
P.O. Box 60 Fort Wayne IN 46801 Unit# 1
2. Plant: D.C.Cook Nuclear Power Plant Job Order# C0044389-14
One Cook Place, Bridgman, MI 49106 Component# DCP-896 (1-AR-R5000)
3. Work Performed by: AEP/D.C. COOK Maintenance Department
4. Identification of System: GLYCOL PIPING SYSTEM
5. (a) Applicable Construction Code: ANSI-B31.1-1983 Ed. NO Add. Code Case: NA
 (b) Applicable Edition of Section XI Utilized for Repairs or Replacements: 1989, No Addenda
6. **Identification of Components Repaired or Replaced and Replacement Components**

Name of Component	ASME,ASTM or AISI designation:	Name of Manufacture	Material Identification: M&E# ASP# P.O.#	Year built	Repaired Or Replaced	ASME Code Stamped Yes/No
1-AR-R5000						
STEEL	ASTM A50	NA	M&E 30-150165	NA	REPLACED	NO
TUBING	1990		ASP 17922			
STEEL ANGLE	ASTM A36	NA	M&E 30-153032	NA	REPLACED	NO
	1990		ASP 19616			
STEEL BAR	ASTM A-36-93A	NA	M&E 30-153127	NA	REPLACED	NO
			ASP 20280			
STEEL	ASTM A500	NA	M&E30-150165	NA	REPLACED	NO
TUBING	1990		ASP 17922			
1-GR-R1050						
PIPE	SA-106	NA	M&E 30-014962	NA	REPLACED	NO
	GR B		ASP 19196			

121-563

Job Order/File: C0044398-14

ISI Class 2

CERTIFICATE OF COMPLIANCE

We certify that the statements made in the report are correct and this repair and/or replacement conforms to the rules of the ASME Code, Section XI repair or replacement.

Type Code Symbol Stamp NACertificate of Authorization No. NA Expiration Date NA

Signed: Dewayne Timmons, welding supervisor Date 1-30-01
Owner or Owner's Designee, Title

CERTIFICATE OF INSERVICE INSPECTION

I, the undersigned, holding a valid commission issued by the National Board of Boiler Pressure Vessel Inspectors and the State of Providence of Michigan and employed by FMIC of Johnston R I.

have inspected the components described in this Owner's Report during the period 7-14-98 to 01-31-01, and state that to the best of my knowledge and belief, the Owner has performed examinations and taken corrective measures described in this Owner's Report in accordance with the requirements of the ASME Code, Section XI

By signing this certificate neither the Inspector nor his employer makes any warranty, expressed or implied, concerning the examinations and corrective measures described in this Owner's Report. Furthermore, neither the Inspector nor his employer shall be liable in any manner for any personal injury or property damage or of loss of any kind arising from or connected with this inspection.

MTA M. Timmons Commissions Mich 0055, ENR NFI
Inspector's Signature National Board, State, Province, Endorsements

Date: JAN 31 19 2001

122-563

FORM NIS-2 OWNER'S REPORT FOR REPAIRS OR REPLACEMENTS
As Required by the Provisions for the ASME Code Section XI

1. Owner: AMERICAN ELECTRIC POWER Date Performed: 07-02-98
P.O. Box 60 Fort Wayne IN 46801 Unit# 1
2. Plant: D.C. Cook Nuclear Power Plant Job Order# C0044418-01
One Cook Place, Bridgman, MI 49106 Component# 1-ASI-L-43A

3. Work Performed by: AEP/D.C. COOK Maintenance Department
4. Identification of System: SAFETY INJECTION (PIPING SUPPORT)
5. (a) Applicable Construction Code: ANSI-B31.1-1983 Ed. NO Add., Code Case: N/A
 (b) Applicable Edition of Section XI Utilized for Repairs or Replacements: 1989, No Addenda
6. **Identification of Components Repaired or Replaced and Replacement Components**

Name of Component	ASME, ASTM or AISI designation:	Name of Manufacture	Material Identification: M&E# ASP# P.O.#	Year built	Repaired Or Replaced	ASME Code Stamped Yes/No
1-ASI-L-43A						NO
WELD ROD 3/32" COATED	ASME SFA-5.1	N/A	M&E # 30-044315 ASP # 20243	N/A	REPAIRED	NO

7. Hydrostatic N/A Pneumatic N/A Nominal Operating Pressure N/A
 NDE: VT/MT Pressure: psi Test Temperature F.

Description of work: Removed existing broken welds on support 1-ASI-L-43A and rewelded. VT/MT were performed on welds by Q.C.

123-563

Job Order/File: C0044418-01

ISI Class 2

CERTIFICATE OF COMPLIANCE

We certify that the statements made in the report are correct and this repair and/or replacement conforms to the rules of the ASME Code, Section XI repair or replacement.

Type Code Symbol Stamp NACertificate of Authorization No. NA Expiration Date NASigned: Dewayne Timmons, welding supervisorDate 2-2-01

Owner or Owner's Designee, Title

CERTIFICATE OF INSERVICE INSPECTION

I, the undersigned, holding a valid commission issued by the National Board of Boiler Pressure Vessel Inspectors and the State or Providence of Michigan and employed by FMIC of Johnston R I.

have inspected the components described in this Owner's Report during the period 4-6-98 to 2-2-1, and state that to the best of my knowledge and belief, the Owner has performed examinations and taken corrective measures described in this Owner's Report in accordance with the requirements of the ASME Code, Section XI

By signing this certificate neither the Inspector nor his employer makes any warranty, expressed or implied, concerning the examinations and corrective measures described in this Owner's Report. Furthermore, neither the Inspector nor his employer shall be liable in any manner for any personal injury or property damage or of loss of any kind arising from or connected with this inspection.

M R Minterpanq Commissions Mich 0055, EN & N E I
Inspector's Signature National Board, State, Province, Endorsements

Date: Feb 2 19 2001

124-563

FORM NIS-2 OWNER'S REPORT FOR REPAIRS OR REPLACEMENTS
As Required by the Provisions for the ASME Code Section XI

1. Owner: AMERICAN ELECTRIC POWER Date Performed: 09-11-98
P.O. Box 60 Fort Wayne IN 46801 Unit# 1
2. Plant: D.C.Cook Nuclear Power Plant Job Order# C0045405-06-28
One Cook Place, Bridgman, MI 49106 Component# 1-CTS-127E
3. Work Performed by: AEP/D.C. COOK Maintenance Department
4. Identification of System CONTAINMENT SPRAY
5. (a) Applicable Construction Code: ANSI B31.1, 1983 Ed. NO Add., Code Case: N/A
(b) Applicable Edition of Section XI Utilized for Repairs or Replacements: 1989, No Addenda
6. **Identification of Components Repaired or Replaced and Replacement Components**

Name of Component	ASME,ASTM or AISI designation:	Name of Manufacture	Material Identification: M&E# ASP# P.O.#	Year built	Repaired Or Replaced	ASME Code Stamped Yes/No
1-CTS-127E						
1 1/4 PIPE PLUG	ASTM# A-182 GR - F304	N/A	TEMP# 00-008221 ASP# 20568	N/A	REPLACED	NO
2" PLUGS	ASME# SA-182 GR - 304 SS	N/A	TEMP# 00-008270 ASP# 20579	N/A	REPLACED	NO
2" PLUG	ASME# SA-182 GR- TP 304	N/A	TEMP# 00-008098 ASP# 20589	N/A	REPLACED	NO
2" PIPETS (32) 10" x 5" pipe run	ASME# SA-182 GR-304	N/A	TEMP# 00-008292 ASP# 20565	N/A	REPLACED	NO
2" PIPETS (6) 4"x 3" pipe run	ASME# SA-182 GR- 304	N/A	TEMP# 00-008292 ASP# 20565	N/A	REPLACED	NO

125-563

FORM NIS-2 OWNER'S REPORT FOR REPAIRS OR REPLACEMENTS
As Required by the Provisions for the ASME Code Section XI

1. Owner: AMERICAN ELECTRIC POWER Date Performed: 09-11-98
P.O. Box 60 Fort Wayne IN 46801 Unit# 1
2. Plant: D.C.Cook Nuclear Power Plant Job Order# C0045405-06-28
One Cook Place, Bridgman, MI 49106 Component# 1-CTS-127E
3. Work Performed by: AEP/D.C. COOK Maintenance Department
4. Identification of System: CONTAINMENT SPRAY
5. (a) Applicable Construction Code: ANSI B31.1, 1983 Ed. NO Add., Code Case: N/A
(b) Applicable Edition of Section XI Utilized for Repairs or Replacements: 1989, No Addenda
6. **Identification of Components Repaired or Replaced and Replacement Components**

Name of Component	ASME,ASTM or AISI designation:	Name of Manufacture	Material Identification: M&E# ASP# P.O.#	Year built	Repaired Or Replaced	ASME Code Stamped Yes/No
1-CTS-127E						
PIPET (8)	ASME# SA-182 GR-304	N/A	TEMP# 00-008232 ASP# 20555	N/A	REPLACED	NO
PIPET (4)	ASME# SA-182 GR-304	N/A	TEMP# 00-008231 ASP# 20555	N/A	REPLACED	NO
PLUG 2"	ASME# SA-182 GR- F304	N/A	TEMP# 00-008098 ASP# 20535	N/A	REPLACED	NO
PIPET 1 1/4" (36)	ASTM# SA-182 GR-F304	N/A	TEMP# 00-008064 ASP# 20532	N/A	REPLACED	NO
PIPET 1 1/4 " (6)	ASTM# SA-182 GR-F304	N/A	TEMP# 00-008065 ASP# 20532	N/A	REPLACED	NO

126-563

FORM NIS-2 OWNER'S REPORT FOR REPAIRS OR REPLACEMENTS
As Required by the Provisions for the ASME Code Section XI

1. Owner: AMERICAN ELECTRIC POWER Date Performed: 09-11-98
P.O. Box 60 Fort Wayne IN 46801 Unit# 1
2. Plant: D.C.Cook Nuclear Power Plant Job Order# C0045405-06-28
One Cook Place, Bridgman, MI 49106 Component# 1-CTS-127E
3. Work Performed by: AEP/D.C. COOK Maintenance Department
4. Identification of System: CONTAINMENT SPRAY
5. (a) Applicable Construction Code: ANSI-B31.1-1983 Ed. NO Add. Code Case: NA
(b) Applicable Edition of Section XI Utilized for Repairs or Replacements: 1989, No Addenda
6. **Identification of Components Repaired or Replaced and Replacement Components**

Name of Component	ASME,ASTM or AISI designation:	Name of Manufacture	Material Identification: M&E# ASP# P.O.#	Year built	Repaired Or Replaced	ASME Code Stamped Yes/No
1-CTS-127E						

7. Hydrostatic NA Pneumatic N/A Nominal Operating Pressure _____
NDE: PT Pressure: psi Test Temperature _____ F.

Description of work: The pipets and plugs were installed for testing. VT & PT exams were done also.

127-563

Job Order/File C0045405-06-28 ISI Class 2**CERTIFICATE OF COMPLIANCE**

We certify that the statements made in the report are correct and this repair and/or replacement conforms to the rules of the ASME Code, Section XI repair or replacement.

Type Code Symbol Stamp NACertificate of Authorization No. NA Expiration Date NA

Signed: Dewayne Jimmons welding supervisor Date 3-2-01
 Owner or Owner's Designee, Title

CERTIFICATE OF INSERVICE INSPECTION

I, the undersigned, holding a valid commission issued by the National Board of Boiler Pressure Vessel Inspectors and the State or Province of Michigan and employed by FMIC of Johnston R I.

have inspected the components described in this Owner's Report during the period 9/4/98 to 3-6-01, and state that to the best of my knowledge and belief, the Owner has performed examinations and taken corrective measures described in this Owner's Report in accordance with the requirements of the ASME Code, Section XI

By signing this certificate neither the Inspector nor his employer makes any warranty, expressed or implied, concerning the examinations and corrective measures described in this Owner's Report. Furthermore, neither the Inspector nor his employer shall be liable in any manner for any personal injury or property damage or of loss of any kind arising from or connected with this inspection.

MR. M. Thompson Commissions MICH 0555, END N & I
 Inspector's Signature National Board, State, Province, Endorsements

Date: MARCH 6 19 2001

128-563

FORM NIS-2 OWNER'S REPORT FOR REPAIRS OR REPLACEMENTS
As Required by the Provisions for the ASME Code Section XI

1. Owner: AMERICAN ELECTRIC POWER Date Performed: 12-22-99
P.O. Box 60 Fort Wayne IN 46801 Unit# 1
2. Plant: D.C.Cook Nuclear Power Plant Job Order# C0045442-03
One Cook Place, Bridgman, MI 49106 Component# 1-HE-18W
3. Work Performed by: AEP/D.C. COOK Maintenance Department
4. Identification of System: CONTAINMENT SPRAY
5. (a) Applicable Construction Code: ANSI B31.1, 1983 Ed. NO Add. Code Case:
 (b) Applicable Edition of Section XI Utilized for Repairs or Replacements: 1989, No Addenda
6. **Identification of Components Repaired or Replaced and Replacement Components**

Name of Component	ASME,ASTM or AISI designation:	Name of Manufacture	Material Identification: M&E# ASP# P.O.#	Year built	Repaired Or Replaced	ASME Code Stamped Yes/No
1-HE-18W						
ROD	ASME# SA-193 GR B7	N/A	M&E# 30-211640 ASP# 21077	N/A	REPLACED	NO
NUTS	ASME# SA-194 GR 2H	N/A	M&E# 30-211910 ASP# 21105	N/A	REPLACED	NO

7. Hydrostatic NA Pneumatic NA Nomial Operating Pressure N/ANDE:

Pressure: psi Test Temperature F.

129-563

Description of Work: The waterbox cover was installed using new rod and nuts.

Job Order/File: C0045442-03

ISI CLASS

2

CERTIFICATE OF COMPLIANCE

We certify that the statements made in the report are correct and this repair and/or replacement conforms to the rules of the ASME Code, Section XI repair or replacement.

Type Code Symbol Stamp NA

Certificate of Authorization No. NA Expiration Date NA

Signed: Dewayne Timmons Maint. Welding Supervisor Date 1-16-01
Owner or Owner's Designee, Title

CERTIFICATE OF INSERVICE INSPECTION

I, the undersigned, holding a valid commission issued by the National Board of Boiler Pressure Vessel Inspectors and the State of Providence of Michigan and employed by FMIC OF JOHNSTON RI.

have inspected the components described in this Owner's Report during the period 12-29-98 to 01-22-01, and state that to the best of my knowledge and belief, the Owner has performed examinations and taken corrective measures described in this Owner's Report in accordance with the requirements of the ASME Code, Section XI

By signing this certificate neither the Inspector nor his employer makes any warranty, expressed or implied, concerning the examinations and corrective measures described in this Owner's Report. Furthermore, neither the Inspector nor his employer shall be liable in any manner for any personal injury or property damage or of loss of any kind arising from or connected with this inspection.

W R Watersbaugh Commissions MI-10055, END N&I
Inspector's Signature National Board, State, Province, Endorsements

Date: JAN 22 19 2001

130-563

FORM NIS-2 OWNER'S REPORT FOR REPAIRS OR REPLACEMENTS
As Required by the Provisions for the ASME Code Section XI

1. Owner: AMERICAN ELECTRIC POWER Date Performed: 10-21-98
P.O. Box 60 Fort Wayne IN 46801 Unit# 1
2. Plant: D.C.Cook Nuclear Power Plant Job Order# C0045626-13
One Cook Place, Bridgman, MI 49106 Component# 1-PP-9E
3. Work Performed by: AEP/D.C. COOK Maintenance Department
4. Identification of System: CONTAINMENT SPRAY
5. (a) Applicable Construction Code: ASME III, 1983 Ed. NO Add., Code Case: N/A
 (b) Applicable Edition of Section XI Utilized for Repairs or Replacements: 1989, No Addenda
6. Identification of Components Repaired or Replaced and Replacement Components

Name of Component	ASME,ASTM or AISI designation:	Name of Manufacture	Material Identification: M&E# ASP# P.O.#	Year built	Repaired Or Replaced	ASME Code Stamped Yes/No
1-PP-9E						
1-1/2" NUTS	ASME# SA-194 GR-2H	N/A	M&E# 30-211955 ASP# 17144	N/A	REPLACED	NO

7. Hydrostatic NA Pneumatic NA Nominal Operating Pressure N/A NDE: N/A

Pressure: psi Test Temperature F.

131-563

Description of Work: The pump was cover to case connection was done using new nuts.

Job Order/File: C0045626-13 **ISI CLASS** 2

CERTIFICATE OF COMPLIANCE

We certify that the statements made in the report are correct and this repair and/or replacement conforms to the rules of the ASME Code, Section XI repair or replacement.

Type Code Symbol Stamp NA

Certificate of Authorization No. NA Expiration Date NA

Signed: Dewayne Timmons Maint. Welding Supervisor Date 2-16-01
Owner or Owner's Designee, Title

CERTIFICATE OF INSERVICE INSPECTION

I, the undersigned, holding a valid commission issued by the National Board of Boiler Pressure Vessel Inspectors and the State or Providence of Michigan and employed by FMIC OF JOHNSTON RI.

have inspected the components described in this Owner's Report during the period 10-19-98 to 2-19-01, and state that to the best of my knowledge and belief, the Owner has performed examinations and taken corrective measures described in this Owner's Report in accordance with the requirements of the ASME Code, Section XI

By signing this certificate neither the Inspector nor his employer makes any warranty, expressed or implied, concerning the examinations and corrective measures described in this Owner's Report. Furthermore, neither the Inspector nor his employer shall be liable in any manner for any personal injury or property damage or of loss of any kind arising from or connected with this inspection.

M R Mutsaers Commissions Michigan, ENCL N & I
Inspector's Signature National Board, State, Province, Endorsements

Date: Feb 19 19 2001

132-563

FORM NIS-2 OWNER'S REPORT FOR REPAIRS OR REPLACEMENTS
As Required by the Provisions for the ASME Code Section XI

1. Owner: AMERICAN ELECTRIC POWER Date Performed: 10-10-98
P.O. Box 60 Fort Wayne IN 46801 Unit# 1
2. Plant: D.C. Cook Nuclear Power Plant Job Order# C0045627-13
One Cook Place, Bridgman, MI 49106 Component# 1-PP-9W
3. Work Performed by: AEP/D.C. COOK Maintenance Department
4. Identification of System: CONTAINMENT SPRAY
5. (a) Applicable Construction Code: ASME III, 1983 Ed. NO Add. Code Case: N/A
 (b) Applicable Edition of Section XI Utilized for Repairs or Replacements: 1989, No Addenda
6. Identification of Components Repaired or Replaced and Replacement Components

Name of Component	ASME, ASTM or AISI designation:	Name of Manufacture	Material Identification: M&E# ASP# P.O.#	Year built	Repaired Or Replaced	ASME Code Stamped Yes/No
1-PP-9W						
1-1/2" NUTS	ASME# SA-194 GR-2H	N/A	M&E# 30-211955 ASP# 17144	N/A	REPLACED	NO

7. Hydrostatic NA Pneumatic NA Nomial Operating Pressure N/ANDE: MT

Pressure: psi Test Temperature F.

133-563

Description of Work: The pump was cover to case connection was done using new nuts.

Job Order/File: C0045627-13 **ISI CLASS** 2

CERTIFICATE OF COMPLIANCE

We certify that the statements made in the report are correct and this repair and/or replacement conforms to the rules of the ASME Code, Section XI repair or replacement.

Type Code Symbol Stamp NA

Certificate of Authorization No. NA Expiration Date NA

Signed: Dewayne Timmons Maint. Welding Supervisor Date 2-12-01
Owner or Owner's Designee, Title

CERTIFICATE OF INSERVICE INSPECTION

I, the undersigned, holding a valid commission issued by the National Board of Boiler Pressure Vessel Inspectors and the State of Providence of Michigan and employed by FMIC OF JOHNSTON RI.

have inspected the components described in this Owner's Report during the period 10-17-98 to 2-13-01, and state that to the best of my knowledge and belief, the Owner has performed examinations and taken corrective measures described in this Owner's Report in accordance with the requirements of the ASME Code, Section XI

By signing this certificate neither the Inspector nor his employer makes any warranty, expressed or implied, concerning the examinations and corrective measures described in this Owner's Report. Furthermore, neither the Inspector nor his employer shall be liable in any manner for any personal injury or property damage or of loss of any kind arising from or connected with this inspection.

MA Michopoulos Commissions MICH 0055, END N&I
Inspector's Signature National Board, State, Province, Endorsements

Date: FEB 13 19 2001

134-563

FORM NIS-2 OWNER'S REPORT FOR REPAIRS OR REPLACEMENTS
As Required by the Provisions for the ASME Code Section XI

1. Owner: AMERICAN ELECTRIC POWER Date Performed: 08-25-98
P.O. Box 60 Fort Wayne IN 46801 Unit# 1
2. Plant: D.C.Cook Nuclear Power Plant Job Order# C0045766-02
One Cook Place, Bridgman, MI 49106 Component# 1-NFA-230-OR
3. Work Performed by: AEP/D.C. COOK Maintenance Department
4. Identification of System: REACTOR COOLANT
5. (a) Applicable Construction Code: ANSI-B31.1-1983 Ed. NO Add., Code Case: NA
 (b) Applicable Edition of Section XI Utilized for Repairs or Replacements: 1989, No Addenda
6. **Identification of Components Repaired or Replaced and Replacement Components**

Name of Component	ASME,ASTM or AISI designation:	Name of Manufacture	Material Identification: M&E# ASP# P.O.#	Year built	Repaired Or Replaced	ASME Code Stamped Yes/No
1-NFA-230-OR						
NUTS 1 1/8	ASME# SA-194 GR 8F HEAVY	N/A	M&E# 30-212140 ASP# 16474&10355	N/A	REPLACED	NO
ALL THREAD 1 1/8	ASME# SA-453 GR 660	N/A	M&E# 30-212310 ASP# 17797	N/A	REPLACED	NO

7. Hydrostatic NA Pneumatic N/A Nominal Operating Pressure _____
 NDE: VT-2 Pressure: psi Test Temperature F.

135-5643

Ret 3/14/01

Description of work: The flange was repaired using new studs and nuts. A VT-2 & VT-1 exam was done. The VT-2 exam was done under JO/R72394-01

Job Order/File C0045766-02 ISI Class 1

CERTIFICATE OF COMPLIANCE

We certify that the statements made in the report are correct and this repair and/or replacement conforms to the rules of the ASME Code, Section XI repair or replacement.

Type Code Symbol Stamp NA

Certificate of Authorization No. NA Expiration Date NA

Signed: Dewayne Timmons, welding supervisor

Date 2-28-01

Owner or Owner's Designee, Title

CERTIFICATE OF INSERVICE INSPECTION

I, the undersigned, holding a valid commission issued by the National Board of Boiler Pressure Vessel Inspectors and the State of Providence of Michigan and employed by FMIC of Johnston R I.

have inspected the components described in this Owner's Report during the period 8/27/98 to 2-28-01, and state that to the best of my knowledge and belief, the Owner has performed examinations and taken corrective measures described in this Owner's Report in accordance with the requirements of the ASME Code, Section XI

By signing this certificate neither the Inspector nor his employer makes any warranty, expressed or implied, concerning the examinations and corrective measures described in this Owner's Report. Furthermore, neither the Inspector nor his employer shall be liable in any manner for any personal injury or property damage or of loss of any kind arising from or connected with this inspection.

Mr. M. Timmons
Inspector's Signature

Commissions Mich 0055, ENJ N&I
National Board, State, Province, Endorsements

Date: Feb 28 10 2001

136-563

FORM NIS-2 OWNER'S REPORT FOR REPAIRS OR REPLACEMENTS
As Required by the Provisions for the ASME Code Section XI

1. Owner: AMERICAN ELECTRIC POWER Date Performed: 01-19-98
P.O. Box 60 Fort Wayne IN 46801 Unit# 1
2. Plant: D.C. Cook Nuclear Power Plant Job Order# C0045766-13
One Cook Place, Bridgman, MI 49106 Component# 1-RC-109-L3
3. Work Performed by: AEP/D.C. COOK Maintenance Department
4. Identification of System: REACTOR COOLANT SYSTEM
5. (a) Applicable Construction Code: ANSI-B31.1-1983 Ed. NO Add. Code Case: NA
 (b) Applicable Edition of Section XI Utilized for Repairs or Replacements: 1989, No Addenda
6. **Identification of Components Repaired or Replaced and Replacement Components**

Name of Component	ASME, ASTM or AISI designation:	Name of Manufacture	Material Identification: M&E# ASP# P.O.#	Year built	Repaired Or Replaced	ASME Code Stamped Yes/No
THREADED	AME SA-453		M&E 30-212300	NA	REPLACED	NO
ROD	GR. 660		ASP 18093			
NUTS	ASME SA 194		M&E 30-212110	NA	REPLACED	NO
	GR 8F HEAVY		ASP 18752			

7. Hydrostatic NA Pneumatic N/A Nominal Operating Pressure _____
 NDE: VT-2 Pressure: psi Test Temperature _____ F.

137-563

Description of work: Installed new Gasket and Bolting. VT-2 performed under Job OrderR72394-01Job Order/File: C0045766-13ISI Class 1**CERTIFICATE OF COMPLIANCE**

We certify that the statements made in the report are correct and this repair and/or replacement conforms to the rules of the ASME Code, Section XI repair or replacement.

Type Code Symbol Stamp NACertificate of Authorization No. NA Expiration Date NA

Signed: Dewayne Timmons, welding supervisor Date 2-20-01
 Owner or Owner's Designee, Title

CERTIFICATE OF INSERVICE INSPECTION

I, the undersigned, holding a valid commission issued by the National Board of Boiler Pressure Vessel Inspectors and the State or Providence of Michigan and employed by FMIC of Johnston R I.

have inspected the components described in this Owner's Report during the period 8-27-98 to 02-20-01, and state that to the best of my knowledge and belief, the Owner has performed examinations and taken corrective measures described in this Owner's Report in accordance with the requirements of the ASME Code, Section XI

By signing this certificate neither the Inspector nor his employer makes any warranty, expressed or implied, concerning the examinations and corrective measures described in this Owner's Report. Furthermore, neither the Inspector nor his employer shall be liable in any manner for any personal injury or property damage or of loss of any kind arising from or connected with this inspection.

MR. McIntosh
 Inspector's Signature

Commissions MICHIGAN, END NGT
 National Board, State, Province, Endorsements

Date: Feb 20 19 2001

As Required by the Provisions of the ASME Code Section XI

NIS-2-276-99

Name

Address

Name _____

Address

Name

Address

ASME CODE CLASS 2

N/A	Add.	N/A	Code	Case
-----	------	-----	------	------

(b) Applicable Edition of Section XI Utilized for Repairs or Replacements 1989

6. Identification of Components Repaired or Replaced and Replacement Components

[illegible]

7. Description of work Rotate West Containment Spray Heat Exchanger 180
Degrees and Set

Test Conducted: Hydrostatic ☐ Pneumatic ☐ Nominal Operating Pressure ☒
N/A ☐ Other ☐ Pressure N/A psi Test Temp. N/A °F

NOTE: Supplemental sheets in form of lists, sketches, or drawings may be used, provided (1) size is 8-1/2 in. x 11 in., (2) information in items 1 through 6 on this report is included on each sheet, and (3) each sheet is numbered and the number of sheets is recorded at the top of this form.

139-563

NIS-2-276-99

FORM NIS-2 (Back)

Remarks

Applicable Manufacturer's Data Reports to be attached

Ref. JO: C45801-09 Design Change: 1-DCP-239

Repair/Replacement Plan C45801-09 ISI Class 2

CERTIFICATE OF COMPLIANCE

We certify that the statements made in the report are correct and this
REPLACEMENT conforms to the rules of the ASME Code, Section XI.
 Repair or replacement

Type Code Symbol Stamp N/ACertificate of Authorization No. N/A Expiration Date N/A

Signed Conrad V. Reid, Senior Planner Date 12/27, 19 99
Owner or Owner's Designee, Title

CERTIFICATE OF INSERVICE INSPECTION

I, the undersigned, holding a valid commission issued by the National Board of Boiler And Pressure Vessel Inspectors and the State or Province of Michigan and employed by FACTORY MUTUAL INSURANCE Co. of Johnston, R.I. 02919 Have inspected the components described in this Owner's Report during the period 10/8/98 to 11/11/00, and state that to the best of my knowledge and belief, the Owner has performed examinations and taken corrective measures described in this Owner's Report in accordance with the requirements of the ASME Code, Section XI.

By signing this certificate neither the Inspector nor his employer makes any Warranty, expressed or implied, concerning the examinations and corrective measures Described in this Owner's Report. Furthermore, neither the Inspector nor his Employer shall be liable in any manner for any personal injury or property damage or a loss of any kind arising from or connected with this inspection.

MA [Signature] Commissions NB 9030, ME0055, END NFI
 Inspector's Signature National Board, State, Province, Endorsements

Date Jan 11 19 2000

As Required by the Provisions of the ASME Code Section XI

140-563

NOTE: Supplemental sheets in form of lists, sketches, or drawings may be used, provided (1) size is 3-1/2 in. x 11 in., (2) information in items 1 through 6 on this report is included on each sheet, and (3) each sheet is numbered and the number of sheets is recorded at the top of this form.

141-563

FORM NIS-2 (Back)

9. Remarks

Applicable Manufacturer's Data Reports to be attached

Ref. JO: C45801-11 Design Change: 1-DCP-239

Repair/Replacement Plan C45801-11 ISI Class 2

CERTIFICATE OF COMPLIANCE

We certify that the statements made in the report are correct and this
REPLACEMENT conforms to the rules of the ASME Code, Section XI.
 Repair or replacement

Type Code Symbol Stamp N/ACertificate of Authorization No. N/A Expiration Date N/A

Signed Conrad V. Reid, Senior Planner Date 12/27, 19 99
 Owner or Owner's Designee, Title

CERTIFICATE OF INSERVICE INSPECTION

I, the undersigned, holding a valid commission issued by the National Board of Boiler
 And Pressure Vessel Inspectors and the State or Province of Michigan and employed
 by FACTORY MUTUAL INSURANCE Co. of Johnston, R.I. 02919
 Have inspected the components described in this Owner's Report during the period
10/8/98 to 1/11/00, and state that to the best of my knowledge
 and belief, the Owner has performed examinations and taken corrective measures
 described in this Owner's Report in accordance with the requirements of the ASME
 Code, Section XI.

By signing this certificate neither the Inspector nor his employer makes any
 Warranty, expressed or implied, concerning the examinations and corrective measures
 Described in this Owner's Report. Furthermore, neither the Inspector nor his
 Employer shall be liable in any manner for any personal injury or property damage or
 a loss of any kind arising from or connected with this inspection.

Michael R. Montgomery Commissions NB7030, ME0055, END N & I
 Inspector's Signature National Board, State, Province, Endorsements

Date 1/11 19 2000

As Required by the Provisions of the ASME Code Section XI

142-563

NOTE: Supplemental sheets in form of lists, sketches, or drawings may be used, provided (1) size is 8-1/2 in. x 11 in., (2) information in items 1 through 6 on this report is included on each sheet, and (3) each sheet is numbered and the number of sheets is recorded at the top of this form.

Remarks

Ref. JO: C45801-13

Design Change: 1-DCP-239

Repair/Replacement Plan: C45801-13 ISI Class: 2

Type Code Symbol Stamp N/A

Certificate of Authorization No. N/A Expiration Date N/A

Signed Conrad V Reid, Senior Planner Date , 19
Owner or Owner's Designee, Title

MR. Matuszewska Commissions MICHOOSS, END IN 'I
Inspector's Signature National Board, State, Province, Endorsements

Date Feb 12 19 2001

As Required by the Provisions of the ASME Code Section XI

NIS-2-288-99

NOTE: Supplemental sheets in form of lists, sketches, or drawings may be used, provided (1) size is 8-1/2 in. x 11 in., (2) information in items 1 through 6 on this report is included on each sheet, and (3) each sheet is numbered and the number of sheets is recorded at the top of this form.

145-563

NIS-2-288-99

FORM NIS-2 (Back)

Remarks

VT-2

Applicable Manufacturer's Data Reports to be attached

Ref. JO: C45801-32

Design Change: 1-DCP-239

Repair/Replacement Plan: C45801-32

ISI Class 2

CERTIFICATE OF COMPLIANCE

We certify that the statements made in the report are correct and this
REPLACEMENT conforms to the rules of the ASME Code/ Section XI.
 Repair or replacement

Type Code Symbol Stamp N/ACertificate of Authorization No. N/A Expiration Date N/A

Signed Conrad V Reid, Senior Planner
 Owner or Owner's Designee, Title

Date _____, 19____

CERTIFICATE OF INSERVICE INSPECTION

I, the undersigned, holding a valid commission issued by the National Board of Boiler And Pressure Vessel Inspectors and the State or Province of Michigan and employed by FACTORY MUTUAL INSURANCE Co. of Johnston, R.I. 02919 Have inspected the components described in this Owner's Report during the period 9-16-98 to 2-12-01, and state that to the best of my knowledge and belief, the Owner has performed examinations and taken corrective measures described in this Owner's Report in accordance with the requirements of the ASME Code, Section XI.

By signing this certificate neither the Inspector nor his employer makes any Warranty, expressed or implied, concerning the examinations and corrective measures Described in this Owner's Report. Furthermore, neither the Inspector nor his Employer shall be liable in any manner for any personal injury or property damage or a loss of any kind arising from or connected with this inspection.

Mark H. Hester
 Inspector's Signature

Commissions Mich 0055, EN & NFI

National Board, State, Province, Endorsements

Date Feb 1219 2001

146-563

Date February 13, 2001

Sheet 1 of 2

Address

Unit # 1

Name

C45803-03

Address

Repair Org. P.O. No., Job No., etc

Name

Type Code Symbol Stamp N/A

Same as #2

Authorization No. N/A

Expiration Date N/\overline{A}

Address

4. Identification of System Main Steam

ASME CODE CLASS 2

5. (a) Applicable Const. Code B31.1 19 83Ed., N/A Add. _____ Code Case _____
 (b) Applicable Edition of Section VIII Div. I _____

(b) Applicable Edition of Section XI Utilized for Repairs or Replacements 1989
Identification of Components Repaired or Replaced

6. Identification of Components Repaired or Replaced and Replacement Components			

[illegible]

7. Description of work Removed Boat Samples from Main Steam Piping. The excavated area was VT and MT'd under Job Order C45803-05.

8. Test Conducted: Hydrostatic ☐ Pneumatic ☐ Nominal Operating Pressure ☐
N/A ☒ Other ☐ Pressure N/A psi Test Temp. N/A °F

NOTE: Supplemental sheets in form of lists, sketches, or drawings may be used, provided (1) size is 8-1/2 in. x 11 in., (2) information in items 1 through 6 on this report is included on each sheet, and (3) each sheet is numbered and the number of sheets is recorded at the top of this form.

147-563

FORM NIS-2 (Back)

Remarks VT and MT under JO C45803-05
Applicable Manufacturer's Data Reports to be attached

Ref. JO: C45803-03 Design Change: N/A

Repair/Replacement Plan: C45803-03 ISI Class 2

CERTIFICATE OF COMPLIANCE

We certify that the statements made in the report are correct and this
REPLACEMENT conforms to the rules of the ASME Code, Section XI.
 Repair or replacement

Type Code Symbol Stamp N/A

Certificate of Authorization No. N/A Expiration Date N/A

Signed *Richard J. Harris* Date 2-13-, 20 01
Owner or Owner's Designee, Title

CERTIFICATE OF INSERVICE INSPECTION

I, the undersigned, holding a valid commission issued by the National Board of Boiler And Pressure Vessel Inspectors and the State or Province of Michigan and employed by FACTORY MUTUAL INSURANCE Co. of Johnston, R.I. 02919 Have inspected the components described in this Owner's Report during the period 7-17-98 to 2-15-01, and state that to the best of my knowledge and belief, the Owner has performed examinations and taken corrective measures described in this Owner's Report in accordance with the requirements of the ASME Code, Section XI.

By signing this certificate neither the Inspector nor his employer makes any Warranty, expressed or implied, concerning the examinations and corrective measures Described in this Owner's Report. Furthermore, neither the Inspector nor his Employer shall be liable in any manner for any personal injury or property damage or a loss of any kind arising from or connected with this inspection.

Mike Matusz Commissions Michigan, ENDR
 Inspector's Signature National Board, State, Province, Endorsements

Date Feb 15 20 01

148-563

FORM NIS-2 OWNER'S REPORT FOR REPAIRS OR REPLACEMENTS
As Required by the Provisions for the ASME Code Section XI

1. Owner: AMERICAN ELECTRIC POWER Date Performed: 10-02-98
P.O. Box 60 Fort Wayne IN 46801 Unit# 1
2. Plant: D.C.Cook Nuclear Power Plant Job Order# C0045803-05
One Cook Place, Bridgman, MI 49106 Component# STEAM PIPE
3. Work Performed by: AEP/D.C. COOK Maintenance Department
4. Identification of System: STEAM PIPE
5. (a) Applicable Construction Code: ANSI B31.1, 1983 Ed. NO Add., Code Case: _____
 (b) Applicable Edition of Section XI Utilized for Repairs or Replacements: 1989, No Addenda
6. Identification of Components Repaired or Replaced and Replacement Components

Name of Component	ASME,ASTM or AISI designation:	Name of Manufacture	Material Identification: M&E# ASP# P.O.#	Year built	Repaired Or Replaced	ASME Code Stamped Yes/No
STEAM PIPE	N/A	N/A	EXISTING	N/A	REPAIRED	NO
FILLER MAT.	ASME# SFA 5.1	N/A	M&E# 30-044317 ASP# 16974	N/A	REPAIRED	NO

7. Hydrostatic NA Pneumatic NA Nomial Operating Pressure N/ANDE:RT.MT

Pressure: psi Test Temperature F.

149-563

Description of Work: The boat samples were removed and the holes were welded up.

QC performed a final VT, MT, and RT.

Job Order/File: C0045803-05 **ISI CLASS** 2

CERTIFICATE OF COMPLIANCE

We certify that the statements made in the report are correct and this repair and/or replacement conforms to the rules of the ASME Code, Section XI repair or replacement.

Type Code Symbol Stamp NA

Certificate of Authorization No. NA Expiration Date NA

Signed: Dewayne Timmons Maint. Welding Supervisor Date 1-02-01
Owner or Owner's Designee, Title

CERTIFICATE OF INSERVICE INSPECTION

I, the undersigned, holding a valid commission issued by the National Board of Boiler Pressure Vessel Inspectors and the State or Province of Michigan and employed by FMIC OF JOHNSTON RI.

have inspected the components described in this Owner's Report during the period 8-17-98 to 01-03-01, and state that to the best of my knowledge and belief, the Owner has performed examinations and taken corrective measures described in this Owner's Report in accordance with the requirements of the ASME Code, Section XI

By signing this certificate neither the Inspector nor his employer makes any warranty, expressed or implied, concerning the examinations and corrective measures described in this Owner's Report. Furthermore, neither the Inspector nor his employer shall be liable in any manner for any personal injury or property damage or of loss of any kind arising from or connected with this inspection.

M. J. Montemayor Commissions Mich 0055, END NBT
Inspector's Signature National Board, State, Province, Endorsements

Date: Feb 23 19 2001

150-563

FORM NIS-2 OWNER'S REPORT FOR REPAIRS OR REPLACEMENTS
As Required by the Provisions for the ASME Code Section XI

1. Owner: AMERICAN ELECTRIC POWER Date Performed: 09-22-00
P.O. Box 60 Fort Wayne IN 46801 Unit# 1
2. Plant: D.C.Cook Nuclear Power Plant Job Order# C0045848-06
One Cook Place, Bridgman, MI 49106 Component# 1-OME-3-1
3. Work Performed by: Welding Services Inc. / AEP.
4. Identification of System: STEAM GENERATOR #1
5. (a) Applicable Construction Code: ANSI-B31.1-1983 ED NO Add., Code Case: N-416-1
(b) Applicable Edition of Section XI Utilized for Repairs or Replacements: 1989, No Addenda
6. **Identification of Components Repaired or Replaced and Replacement Components**

Name of Component	ASME,ASTM or AISI designation:	Name of Manufacture	Material Identification: M&E# ASP# P.O.#	Year built	Repaired Or Replaced	ASME Code Stamped Yes/No
1-OME-3-1						
WELD WIRE	ER-70S2 3/32"	N/A	VENDOR SUPPLIED		REPAIRED	NO
WELD WIRE	ER-70S2 1/8"	N/A	VENDOR SUPPLIED		REPAIRED	NO
WELD WIRE	ER-70S2 .035	N/A	VENDOR SUPPLIED		REPAIRED	NO
WELD WIRE	ER-70S6 .035	N/A	VENDOR SUPPLIED		REPAIRED	NO
WELD WIRE	ER-70S6 .045	N/A	VENDOR SUPPLIED		REPAIRED	NO

7. Hydrostatic N/A Pneumatic N/A Nominal Operating Pressure VT-2
NDE: VT,MT,RT,UT Pressure: psi Test Temperature F.

Description of work: Manage contractor for welding on steam gen. #1.

151-563

Job Order/File: C0045848-06ISI Class 2**CERTIFICATE OF COMPLIANCE**

We certify that the statements made in the report are correct and this repair and/or replacement conforms to the rules of the ASME Code, Section XI repair or replacement.

Type Code Symbol Stamp NACertificate of Authorization No. NA Expiration Date NA

Signed: Dewayne Timmons, welding supervisor Date 2-23-01
Owner or Owner's Designee, Title

CERTIFICATE OF INSERVICE INSPECTION

I, the undersigned, holding a valid commission issued by the National Board of Boiler Pressure Vessel Inspectors and the State or Province of Michigan and employed by FMIC of Johnston R I.

have inspected the components described in this Owner's Report during the period 8/27/98 to 2-2-01, and state that to the best of my knowledge and belief, the Owner has performed examinations and taken corrective measures described in this Owner's Report in accordance with the requirements of the ASME Code, Section XI

By signing this certificate neither the Inspector nor his employer makes any warranty, expressed or implied, concerning the examinations and corrective measures described in this Owner's Report. Furthermore, neither the Inspector nor his employer shall be liable in any manner for any personal injury or property damage or of loss of any kind arising from or connected with this inspection.

MR. M. M. M. M. M. Commissions Mich 0255, END N.E.I.
Inspector's Signature National Board, State, Province, Endorsements

Date: March 2 19 2001

152-563

FORM NIS-2 OWNER'S REPORT FOR REPAIRS OR REPLACEMENTS
As Required by the Provisions for the ASME Code Section XI

1. Owner: AMERICAN ELECTRIC POWER Date Performed: 09-26-00
P.O. Box 60 Fort Wayne IN 46801 Unit# 1
2. Plant: D.C.Cook Nuclear Power Plant Job Order# C0045848-30
One Cook Place, Bridgman, MI 49106 Component# 1-OME-3-1
3. Work Performed by: Welding Services Inc./AEP Maint.
4. Identification of System: STEAM GENERATOR
5. (a) Applicable Construction Code: ANSI B31.1, 1983 Ed. NO Add., Code Case: N/A
 (b) Applicable Edition of Section XI Utilized for Repairs or Replacements: 1989, No Addenda
6. **Identification of Components Repaired or Replaced and Replacement Components**

Name of Component	ASME,ASTM or AISI designation:	Name of Manufacture	Material Identification: M&E# ASP# P.O.#	Year built	Repaired Or Replaced	ASME Code Stamped Yes/No
1-OME-3-1						
WELDING WIRE(.045) O.D. Build Up	ER 70S-6	N/A	TEMP# 00-20319 ASP# 24018 PO# A- 7721	N/A	REPAIRED	NO
WELDING WIRE(.035) O.D. Build Up	ER 70S-6	N/A	TEMP# 00-20320 ASP# 24018 PO# A-7721	N/A	REPAIRED	NO

153-563

7. Hydrostatic NA Pneumatic NA Nominal Operating Pressure N/A NDE: MT; UT; RTPressure: psi _____ Test Temperature F.

Description of Work: The O.D. of spool was Built Up by welding . A VT prior to weld and final MT, UT & RT were preformed under JO C45848-06.

Job Order/File: C0045848-30 ISI CLASS 2**CERTIFICATE OF COMPLIANCE**

We certify that the statements made in the report are correct and this repair and/or replacement conforms to the rules of the ASME Code, Section XI repair or replacement.

Type Code Symbol Stamp NACertificate of Authorization No. NA Expiration Date NA

Signed: Dewayne Timmons Maint. Welding Supervisor Date 2-15-01
Owner or Owner's Designee, Title

CERTIFICATE OF INSERVICE INSPECTION

I, the undersigned, holding a valid commission issued by the National Board of Boiler Pressure Vessel Inspectors and the State or Providence of Michigan and employed by FMIC OF JOHNSTON RI.

have inspected the components described in this Owner's Report during the period 9-18-00 to 02-15-01, and state that to the best of my knowledge and belief, the Owner has performed examinations and taken corrective measures described in this Owner's Report in accordance with the requirements of the ASME Code, Section XI

By signing this certificate neither the Inspector nor his employer makes any warranty, expressed or implied, concerning the examinations and corrective measures described in this Owner's Report. Furthermore, neither the Inspector nor his employer shall be liable in any manner for any personal injury or property damage or of loss of any kind arising from or connected with this inspection.

MR M. Timmons
Inspector's Signature

Commissions Mich 0055, End N & E
National Board, State, Province, Endorsements

Date: FEB 15

10 ^{MM} 2001

154-563

FORM NIS-2 OWNER'S REPORT FOR REPAIRS OR REPLACEMENTS
As Required by the Provisions for the ASME Code Section XI

1. Owner: AMERICAN ELECTRIC POWER Date Performed: 12-01-98
P.O. Box 60 Fort Wayne IN 46801 Unit# 1
2. Plant: D.C.Cook Nuclear Power Plant Job Order# C0045855-01
One Cook Place, Bridgman, MI 49106 Component# 1-CTS-103E
3. Work Performed by: AEP/D.C. COOK Maintenance Department
4. Identification of System: CONTAINMENT SPRAY PUMP PP-9E DISCHARGE CHECK VLV.
5. (a) Applicable Construction Code: ANSI-B31.1-1983 ED NO Add., Code Case: N-416-1
(b) Applicable Edition of Section XI Utilized for Repairs or Replacements: 1989, No Addenda
6. **Identification of Components Repaired or Replaced and Replacement Components**

Name of Component	ASME,ASTM or AISI designation:	Name of Manufacture	Material Identification: M&E# ASP# P.O.#	Year built	Repaired Or Replaced	ASME Code Stamped Yes/No
1-CTS-103E					REPLACED	NO
10" CHECK VALVE	ASME SA-351 GR. CF8M	CRANE	TEMP. M&E # 00-008475 ASP # 20696	N/A	REPLACED	NO
COVER STUDS	ASTM A-193-95 GR B-7	N/A	TEMP.M&E # 00-008475 ASP # 20696	N/A	REPLACED	NO
COVER NUTS	ASTM A194-95 GR 2-H	N/A	TEMP.& # 00-008475 ASP # 20696	N/A	REPLACED	NO

7. Hydrostatic N/A Pneumatic N/A Nominal Operating Pressure YES
NDE: VT-2,MT,PT,RT Pressure: psi N/A Test Temperature F.

Description of work: Remove existing check valve, replace with new check valve by welding.

A VT-2 was performed.

155-563

Job Order/File: C0045855-01

ISI Class 2

CERTIFICATE OF COMPLIANCE

We certify that the statements made in the report are correct and this repair and/or replacement conforms to the rules of the ASME Code, Section XI repair or replacement.

Type Code Symbol Stamp NACertificate of Authorization No. NA Expiration Date NA

Signed: Dewayne Timmons, welding supervisor Date 3-2-01
 Owner or Owner's Designee, Title

CERTIFICATE OF INSERVICE INSPECTION

I, the undersigned, holding a valid commission issued by the National Board of Boiler Pressure Vessel Inspectors and the State of Michigan and employed by FMIC of Johnston R I.

have inspected the components described in this Owner's Report during the period 8-10-98 to 3-2-01, and state that to the best of my knowledge and belief, the Owner has performed examinations and taken corrective measures described in this Owner's Report in accordance with the requirements of the ASME Code, Section XI

By signing this certificate neither the Inspector nor his employer makes any warranty, expressed or implied, concerning the examinations and corrective measures described in this Owner's Report. Furthermore, neither the Inspector nor his employer shall be liable in any manner for any personal injury or property damage or of loss of any kind arising from or connected with this inspection.

MA Minterbaugh Commissions Michigan, ENR NII
 Inspector's Signature National Board, State, Province, Endorsements

Date: March 2 19 2001

- [illegible]

157-563

7. Hydrostatic NA Pneumatic NA Nomial Operating Pressure: NDE: PTPressure: psi _____ Test Temperature F.**Description of Work:** The bonnet was machined and a PT test was performed.**Job Order/File:** C0045855-07**ISI CLASS** 2**CERTIFICATE OF COMPLIANCE**

We certify that the statements made in the report are correct and this repair and/or replacement conforms to the rules of the ASME Code, Section XI repair or replacement.

Type Code Symbol Stamp NACertificate of Authorization No. NA Expiration Date NA

Signed: Dewayne Timmons Maint. Welding Supervisor Date 1-02-01
 Owner or Owner's Designee, Title

CERTIFICATE OF INSERVICE INSPECTION

I, the undersigned, holding a valid commission issued by the National Board of Boiler Pressure Vessel Inspectors and the State of Providence of Michigan and employed by FMIC OF JOHNSTON RI.

have inspected the components described in this Owner's Report during the period 11-30-98 to 01-03-01, and state that to the best of my knowledge and belief, the Owner has performed examinations and taken corrective measures described in this Owner's Report in accordance with the requirements of the ASME Code, Section XI

By signing this certificate neither the Inspector nor his employer makes any warranty, expressed or implied, concerning the examinations and corrective measures described in this Owner's Report. Furthermore, neither the Inspector nor his employer shall be liable in any manner for any personal injury or property damage or of loss of any kind arising from or connected with this inspection.

D.A. McIntosh Commissions Mich 0055, END NBT
 Inspector's Signature National Board, State, Province, Endorsements

Date: Jan 3 19 2001

158-563

FORM NIS-2 OWNER'S REPORT FOR REPAIRS OR REPLACEMENTS
As Required by the Provisions for the ASME Code Section XI

1. Owner: AMERICAN ELECTRIC POWER Date Performed: 10-11-00
P.O. Box 60 Fort Wayne IN 46801 Unit# 1
2. Plant: D.C.Cook Nuclear Power Plant Job Order# C0045980-02
One Cook Place, Bridgman, MI 49106 Component# 1-RC-102-L1
3. Work Performed by: AEP/D.C. COOK Maintenance Department
4. Identification of System: REACTOR COOLANT
5. (a) Applicable Construction Code: ANSI B31.1, 1983 Ed. NO Add., Code Case:
 (b) Applicable Edition of Section XI Utilized for Repairs or Replacements: 1989, No Addenda
6. Identification of Components Repaired or Replaced and Replacement Components

Name of Component	ASME,ASTM or AISI designation:	Name of Manufacture	Material Identification: M&E# ASP# P.O.#	Year built	Repaired Or Replaced	ASME Code Stamped Yes/No
1-RC-102-L1						
CLAMP BOLT	ASME# SA-193 GR-B8M	N/A	M&E# 30-035246 ASP# 14046	N/A	REPLACED	NO

7. Hydrostatic NA Pneumatic NA Nomial Operating Pressure VT-2 NDE:

Pressure: psi Test Temperature F.

159-563

Description of Work: The valve was repacked and new clamp bolts were used in repair.QC did a VT-2 exam also.

Job Order/File: C0045980-02 ISI CLASS 1

CERTIFICATE OF COMPLIANCE

We certify that the statements made in the report are correct and this repair and/or replacement conforms to the rules of the ASME Code, Section XI repair or replacement.

Type Code Symbol Stamp NA

Certificate of Authorization No. NA Expiration Date NA

Signed: Dewayne Timmons Maint. Welding Supervisor Date 1-10-01
Owner or Owner's Designee, Title

CERTIFICATE OF INSERVICE INSPECTION

I, the undersigned, holding a valid commission issued by the National Board of Boiler Pressure Vessel Inspectors and the State or Providence of Michigan and employed by FMIC OF JOHNSTON RI.

have inspected the components described in this Owner's Report during the period 7/25/00 to 1-11-01, and state that to the best of my knowledge and belief, the Owner has performed examinations and taken corrective measures described in this Owner's Report in accordance with the requirements of the ASME Code, Section XI

By signing this certificate neither the Inspector nor his employer makes any warranty, expressed or implied, concerning the examinations and corrective measures described in this Owner's Report. Furthermore, neither the Inspector nor his employer shall be liable in any manner for any personal injury or property damage or of loss of any kind arising from or connected with this inspection.

Mark Winterspaul Commissions Mich 0055, ENI, NIT
Inspector's Signature National Board, State, Province, Endorsements

Date: JAN 11 10 2001

160-563

FORM NIS-2 OWNER'S REPORT FOR REPAIRS OR REPLACEMENTS
As Required by the Provisions for the ASME Code Section XI

1. Owner: AMERICAN ELECTRIC POWER Date Performed: 10-10-98
P.O. Box 60 Fort Wayne IN 46801 Unit# 1
2. Plant: D.C.Cook Nuclear Power Plant Job Order# C0046046-01
One Cook Place, Bridgman, MI 49106 Component# 1-CS-308S
3. Work Performed by: AEP/D.C. COOK Maintenance Department
4. Identification of System: CHARGING (CVCS)
5. (a) Applicable Construction Code: ANSI B31.1, 1983 Ed. NO Add., Code Case: N/A
 (b) Applicable Edition of Section XI Utilized for Repairs or Replacements: 1989, No Addenda
6. Identification of Components Repaired or Replaced and Replacement Components

Name of Component	ASME,ASTM or AISI designation:	Name of Manufacture	Material Identification: M&E# ASP# P.O.#	Year built	Repaired Or Replaced	ASME Code Stamped Yes/No
1-CS-308S						
STEM ASSY	SA-479	N/A	M&E# 30-035574 ASP# 13303	N/A	REPLACED	NO
BONNET CONVAL	SA 479 XM-19H	N/A	M&E# 30-035414 ASP# 15932	N/A	REPLACED	NO

7. Hydrostatic NA Pneumatic NA Nominal Operating Pressure N/A NDE: VT-2

Pressure: psi Test Temperature F.

161-563

Description of Work: The valve was repaired using a new stem assembly and bonnet
conval. A VT-2 was also preformed.

Job Order/File: C0046046-01

ISI CLASS

2**CERTIFICATE OF COMPLIANCE**

We certify that the statements made in the report are correct and this repair and/or
replacement conforms to the rules of the ASME Code, Section XI repair or replacement.

Type Code Symbol Stamp NACertificate of Authorization No. NA Expiration Date NA

Signed: Dewayne Timmons Maint. Welding Supervisor Date 2-16-01
 Owner or Owner's Designee, Title

CERTIFICATE OF INSERVICE INSPECTION

I, the undersigned, holding a valid commission issued by the National Board of Boiler
 Pressure Vessel Inspectors and the State of Michigan and employed by
 FMIC OF JOHNSTON RI.

have inspected the components described in this Owner's Report during the period
8-28-98 to 02-14-01, and state that to the best of my knowledge and
 belief, the Owner has performed examinations and taken corrective measures described
 in this Owner's Report in accordance with the requirements of the ASME Code,
 Section XI

By signing this certificate neither the Inspector nor his employer makes any
 warranty, expressed or implied, concerning the examinations and corrective measures
 described in this Owner's Report. Furthermore, neither the Inspector nor his employer
 shall be liable in any manner for any personal injury or property damage or of loss of any
 kind arising from or connected with this inspection.

M. J. Matuszewski Commissions Michigan, ENDN&I
 Inspector's Signature National Board, State, Province, Endorsements

Date: Feb 14 2001

162-563

FORM NIS-2 OWNER'S REPORT FOR REPAIRS OR REPLACEMENTS
As Required by the Provisions for the ASME Code Section XI

1. Owner: AMERICAN ELECTRIC POWER Date Performed: 07-27-00
P.O. Box 60 Fort Wayne IN 46801 Unit# 1
2. Plant: D.C.Cook Nuclear Power Plant Job Order# C0046088-01
One Cook Place, Bridgman, MI 49106 Component# 1-RH-128E
3. Work Performed by: AEP/D.C. COOK Maintenance Department
4. Identification of System: RESIDUAL HEAT REMOVAL
5. (a) Applicable Construction Code: ANSI B31.1, 1983 Ed. NO Add. Code Case:
 (b) Applicable Edition of Section XI Utilized for Repairs or Replacements: 1989, No Addenda
6. **Identification of Components Repaired or Replaced and Replacement Components**

Name of Component	ASME,ASTM or AISI designation:	Name of Manufacture	Material Identification: M&E# ASP# P.O.#	Year built	Repaired Or Replaced	ASME Code Stamped Yes/No
1-RH-128E						
YOKE	ASTM# A-216 WCB	ANCHOR DARLING	M&E# 30-033964 ASP# 18267	N/A	REPLACED	NO

7. Hydrostatic NA Pneumatic NA Nomial Operating Pressure N/ANDE:

Pressure: psi Test Temperature E.

163-563

Description of Work: The valve was repaired using a new yoke and gasket.

Job Order/File: C0046088-01 ISI CLASS 2

CERTIFICATE OF COMPLIANCE

We certify that the statements made in the report are correct and this repair and/or replacement conforms to the rules of the ASME Code, Section XI repair or replacement.

Type Code Symbol Stamp NA

Certificate of Authorization No. NA Expiration Date NA

Signed: Dewayne Timmons Maint. Welding Supervisor Date 1-16-01
Owner or Owner's Designee, Title

CERTIFICATE OF INSERVICE INSPECTION

I, the undersigned, holding a valid commission issued by the National Board of Boiler Pressure Vessel Inspectors and the State or Providence of Michigan and employed by FMIC OF JOHNSTON RI.

have inspected the components described in this Owner's Report during the period 7-17-00 to 1-23-01, and state that to the best of my knowledge and belief, the Owner has performed examinations and taken corrective measures described in this Owner's Report in accordance with the requirements of the ASME Code, Section XI

By signing this certificate neither the Inspector nor his employer makes any warranty, expressed or implied, concerning the examinations and corrective measures described in this Owner's Report. Furthermore, neither the Inspector nor his employer shall be liable in any manner for any personal injury or property damage or of loss of any kind arising from or connected with this inspection.

W. R. Westergaard Commissions MICHIGAN, ENR & I
Inspector's Signature National Board, State, Province, Endorsements

Date: JAN 23 19 2001

165-563

NIS-2-285-99

FORM NIS-2 (Back)

9. Remarks Fit Up and Final VT; Final PT and RT Acceptable
Applicable Manufacturer's Data Reports to be attached

Ref. JO: C46501-04 Design Change 1-DCP-302

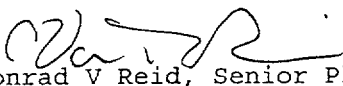
Repair/Replacement Plan: C46501-04 ISI Class: MC

CERTIFICATE OF COMPLIANCE

We certify that the statements made in the report are correct and this
REPLACEMENT conforms to the rules of the ASME Code, Section XI.
 Repair or replacement

Type Code Symbol Stamp N/A

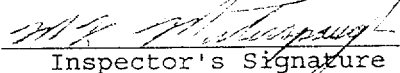
Certificate of Authorization No. N/A Expiration Date N/A

Signed  Date 12/07, 20 00
Conrad V Reid, Senior Planner
 Owner or Owner's Designee, Title

CERTIFICATE OF INSERVICE INSPECTION

I, the undersigned, holding a valid commission issued by the National Board of Boiler And Pressure Vessel Inspectors and the State or Province of Michigan and employed by FACTORY MUTUAL INSURANCE Co. of Johnston, R.I. 02919 Have inspected the components described in this Owner's Report during the period 12-22-98 to 1-2-01, and state that to the best of my knowledge and belief, the Owner has performed examinations and taken corrective measures described in this Owner's Report in accordance with the requirements of the ASME Code, Section XI.

By signing this certificate neither the Inspector nor his employer makes any Warranty, expressed or implied, concerning the examinations and corrective measures Described in this Owner's Report. Furthermore, neither the Inspector nor his Employer shall be liable in any manner for any personal injury or property damage or a loss of any kind arising from or connected with this inspection.

 Commissions M-I-67055, ENDS
 Inspector's Signature National Board, State, Province, Endorsements

Date Jan 2 20 01

166-563

FORM NIS-2 OWNER'S REPORT FOR REPAIRS OR REPLACEMENTS
As Required by the Provisions of the ASME Code Section XI

NIS-2-418-00

1. Owner AMERICAN ELECTRIC POWER COMPANY
Name
P.O. Box 60 Fort Wayne, IN 46801
Address
2. Plant D.C. COOK NUCLEAR POWER PLANT
Name
One Cook Place, Bridgman, MI 49106
Address
3. Work Performed by Installation Services
Name
Same as #2
Address

Date Sep. 6, 00
Sheet 1 of 2
Unit 1
C46501-05
Repair Org. P.O. No., Job No., etc
Type Code Symbol Stamp N/A
Authorization No. N/A
Expiration Date N/A

4. Identification of System CONTAINMENT PENETRATIONS ASME CODE CLASS 2
5. (a) Applicable Const. Code ANSI B31.1 19 83Ed., N/A Add. N/A Code Case
(b) Applicable Edition of Section XI Utilized for Repairs or Replacements 1989
6. Identification of Components Repaired or Replaced and Replacement Components

Name of Component	Name of Manufacturer	Manuf. Serial No.	Nat. Board No.	Other Identification	Year Built	Repaired Replaced or Replacement	ASME Code Stamped (Yes or No)
10" RF. WN. N.P.S., CL 50 W/ 9.75 D.	M&E # 00-009144	ASP # 20800	N/A	SA-182 F316	N/A	Replacement	No
BLIND FLANGE 10" N.P.S., R.F. CL 150	M&E # 00-009144	ASP # 20800	N/A	SA-182 F316	N/A	Replacement	No

7. Description of work. Install weld neck flange to the containment side of CPN-83 as per 1-DCP-0302.

8. Test Conducted: Hydrostatic ☐ Pneumatic ☐ Nominal Operating Pressure ☐
N/A ☐ Other B & C ☒ Pressure N/A psi Test Temp. N/A °F

NOTE: Supplemental sheets in form of lists, sketches, or drawings may be used, provided (1) size is 8-1/2 in. x 11 in., (2) information in items 1 through 6 on this report is included on each sheet, and (3) each sheet is numbered and the number of sheets is recorded at the top of this form.

167-563

NIS-2-418-00

FORM NIS-2 (Back)

9. Remarks VT at Fit Up and Final, Final PT and RT
Applicable Manufacturer's Data Reports to be attached

Ref. JOA: C46501-05 Design Change 1-DCP-0302

Repair / Replacement Plan C46501-05 ISI Class MC

CERTIFICATE OF COMPLIANCE

We certify that the statements made in the report are correct and this
REPLACEMENT conforms to the rules of the ASME Code, Section XI.
Repair or replacement

Type Code Symbol Stamp N/A

Certificate of Authorization No. N/A Expiration Date N/A

Signed Conrad V Reid, Senior Planner Date 12/14, 2000
Owner or Owner's Designee, Title

CERTIFICATE OF INSERVICE INSPECTION

I, the undersigned, holding a valid commission issued by the National Board of Boiler And Pressure Vessel Inspectors and the State or Province of Michigan and employed by FACTORY MUTUAL INSURANCE Co. of Johnston, R.I. 02919 Have inspected the components described in this Owner's Report during the period 10-14-98 to 1-2-01, and state that to the best of my knowledge and belief, the Owner has performed examinations and taken corrective measures described in this Owner's Report in accordance with the requirements of the ASME Code, Section XI.

By signing this certificate neither the Inspector nor his employer makes any Warranty, expressed or implied, concerning the examinations and corrective measures Described in this Owner's Report. Furthermore, neither the Inspector nor his Employer shall be liable in any manner for any personal injury or property damage or a loss of any kind arising from or connected with this inspection.

Inspector's Signature Commissions MICH 0055, END NIT
National Board, State, Province, Endorsements

Date JUN 2 2001

FORM NIS-2 OWNER'S REPORT FOR REPAIRS OR REPLACEMENTS

As Required by the Provisions of the ASME Code Section XI

NIS-2-411-00

1. Owner AMERICAN ELECTRIC POWER COMPANY
Name
P.O. Box 60 Fort Wayne, IN 46801
Address
2. Plant D.C. COOK NUCLEAR POWER PLANT
Name
One Cook Place, Bridgman, MI 49106
Address
3. Work Performed by Installation Services
Name
Same as #2
Address

Date November 17, 2000
Sheet 1 of 2
Unit 1
C46659-04
Repair Org. P.O. No., Job No., etc
Type Code Symbol Stamp N/A
Authorization No. N/A
Expiration Date N/A

4. Identification of System Component Cooling Water ASME CODE CLASS 2
5. (a) Applicable Const. Code ANSI B31.1 19 83Ed. N/A Add. N/A Code Case
(b) Applicable Edition of Section XI Utilized for Repairs or Replacements 1989
6. Identification of Components Repaired or Replaced and Replacement Components

Name of Component	Name of Manufacturer	Manuf. Serial No.	Nat. Board No.	Other Identification	Year Built	Repaired Replaced or Replacement	ASME Code Stamped (Yes or No)
ORIFICE PLATE	M&E # 00-8456	ASP # 20701	N/A	SA 240 T304	N/A	Replacement	No
ATL-THREAD 3/4 IN 10 UNC	M&E # 30-211620	ASP # 20601	N/A	SA-193 GR B7	N/A	Replacement	No
NUT 3/4 IN 10 UNC	M&E # 30-211890	ASP # 15684	N/A	SA-194 GR 2H	N/A	Replacement	No

7. Description of work. Replace flow orifice 1-CFI-427

8. Test Conducted: Hydrostatic ☐ Pneumatic ☐ Nominal Operating Pressure ☒
N/A ☐ Other ☐ Pressure N/A psi Test Temp. N/A °F

NOTE: Supplemental sheets in form of lists, sketches, or drawings may be used, provided (1) size is 8-1/2 in. x 11 in., (2) information in items 1 through 6 on this report is included on each sheet, and (3) each sheet is numbered and the number of sheets is recorded at the top of this form.

169-563

FORM NIS-2 (Back)

9. Remarks

Applicable Manufacturer's Data Reports to be attached

Ref. JOA: C46659-04

Design Change DCP-231

Repair / Replacement Plan C46659-04

ISI Class 2

CERTIFICATE OF COMPLIANCE

We certify that the statements made in the report are correct and this
REPLACEMENT conforms to the rules of the ASME Code, Section XI.
 Repair or replacement

Type Code Symbol Stamp N/ACertificate of Authorization No. N/A Expiration Date N/A

Signed Conrad V Reid, Senior Planner Date November 17, 20 00
Owner or Owner's Designee, Title

CERTIFICATE OF INSERVICE INSPECTION

I, the undersigned, holding a valid commission issued by the National Board of Boiler And Pressure Vessel Inspectors and the State or Province of Michigan and employed by FACTORY MUTUAL INSURANCE Co. of Johnston, R.I. 02919 Have inspected the components described in this Owner's Report during the period 10-21-98 to 12-15-00, and state that to the best of my knowledge and belief, the Owner has performed examinations and taken corrective measures described in this Owner's Report in accordance with the requirements of the ASME Code, Section XI.

By signing this certificate neither the Inspector nor his employer makes any Warranty, expressed or implied, concerning the examinations and corrective measures Described in this Owner's Report. Furthermore, neither the Inspector nor his Employer shall be liable in any manner for any personal injury or property damage or a loss of any kind arising from or connected with this inspection.

W. M. Thompson Commissions Michigan, ENR, NSE
 Inspector's Signature National Board, State, Province, Endorsements

Date December 15 20 00

FORM NIS-2 OWNER'S REPORT FOR REPAIRS OR REPLACEMENTS

As Required by the Provisions of the ASME Code Section XI

170-563
NIS-2-410-00

1. Owner AMERICAN ELECTRIC POWER COMPANY
 Name
P.O. Box 60 Fort Wayne, IN 46801
 Address
2. Plant D.C. COOK NUCLEAR POWER PLANT
 Name
One Cook Place, Bridgman, MI 49106
 Address
3. Work Performed by Installation Services
 Name
Same as #2
 Address
- Date November 17, 2000
- Sheet 1 of 2
- Unit 12
- C46689-01
 Repair Org. P.O. No., Job No., etc
 Type Code Symbol Stamp N/A
 Authorization No. N/A
 Expiration Date N/A
4. Identification of System Component Cooling Water ASME CODE CLASS 2
5. (a) Applicable Const. Code ANSI B31.1 19 83Ed., N/A Add. N/A Code Case
 (b) Applicable Edition of Section XI Utilized for Repairs or Replacements 1989
6. Identification of Components Repaired or Replaced and Replacement Components

Name of Component	Name of Manufacturer	Manuf. Serial No.	Nat. Board No.	Other Identification	Year Built	Repaired Replaced or Replacement	ASME Code Stamped (Yes or No)
ORIFICE PLATE	M&E # 00-8457	ASP # 20701	N/A	SA-240 T304	N/A	Replace-ment	No
ALL-THREAD OD 3/4 IN 10 UNC	M&E # 30-211620	ASP # 20601	N/A	SA-193 GR B7	N/A	Replace-ment	No
NUT 3/4 IN 10 UNC	M&E # 30-211890	ASP # 15684	N/A	SA-194 GR 2H	N/A	Replace-ment	No

7. Description of work. Replace flow orifice 12-CFI-440

8. Test Conducted: Hydrostatic ☐ Pneumatic ☐ Nominal Operating Pressure ☒
 N/A ☐ Other ☐ Pressure N/A psi Test Temp. N/A °F

NOTE: Supplemental sheets in form of lists, sketches, or drawings may be used, provided (1) size is 8-1/2 in. x 11 in., (2) information in items 1 through 6 on this report is included on each sheet, and (3) each sheet is numbered and the number of sheets is recorded at the top of this form.

171-563

Page 2 of 2

NIS-2-410-00

FORM NIS-2 (Back)

9. Remarks

Applicable Manufacturer's Data Reports to be attached

Ref. JOA: C46689-01

Design Change DCP-231

Repair / Replacement Plan C46689-01

ISI Class 2

CERTIFICATE OF COMPLIANCE

We certify that the statements made in the report are correct and this
REPLACEMENT conforms to the rules of the ASME Code, Section XI.
 Repair or replacement

Type Code Symbol Stamp N/ACertificate of Authorization No. N/A Expiration Date N/A

Signed Conrad V Reid, Senior Planner Date November 17, 2000
 Owner or Owner's Designee, Title

CERTIFICATE OF INSERVICE INSPECTION

I, the undersigned, holding a valid commission issued by the National Board of Boiler And Pressure Vessel Inspectors and the State or Province of Michigan and employed by FACTORY MUTUAL INSURANCE Co. of Johnston, R.I. 02919 Have inspected the components described in this Owner's Report during the period 10-15-98 to 12-15-00, and state that to the best of my knowledge and belief, the Owner has performed examinations and taken corrective measures described in this Owner's Report in accordance with the requirements of the ASME Code, Section XI.

By signing this certificate neither the Inspector nor his employer makes any Warranty, expressed or implied, concerning the examinations and corrective measures Described in this Owner's Report. Furthermore, neither the Inspector nor his Employer shall be liable in any manner for any personal injury or property damage or a loss of any kind arising from or connected with this inspection.

Inspector's Signature Commissions MICHIGAN, END NBT
 National Board, State, Province, Endorsements

Date December 15 2000

FORM NIS-2 OWNER'S REPORT FOR REPAIRS OR REPLACEMENTS

As Required by the Provisions of the ASME Code Section XI

172-563

1. Owner AMERICAN ELECTRIC POWER COMPANY

Date January 18, 2001

Name
P.O. Box 60 Fort Wayne, IN 46801
Address

Sheet 1 of 2

2. Plant D.C. COOK NUCLEAR POWER PLANT

Unit # 1

Name
One Cook Place, Bridgman, MI 49106
Address

C47262-01 (Fab) C47300-03 (Inst)
Repair Org. P.O. No., Job No., etc

3. Work Performed by Installation Services

Type Code Symbol Stamp N/A

Name

Authorization No. N/A

Same as #2

Expiration Date N/A

Address

4. Identification of System Containment Spray System ASME CODE CLASS 2

5. (a) Applicable Const. Code ANSI B31.1 19 83Ed., N/A Add. N/A Code Case 311410

(b) Applicable Edition of Section XI Utilized for Repairs or Replacements 1989

6. Identification of Components Repaired or Replaced and Replacement Components

Name of Component	Name of Manufacturer	Manuf. Serial No.	Nat. Board No.	Other Identification	Year Built	Repaired Replaced or Replacement	ASME Code Stamped (Yes or No)
1-PP-9E 10 x 6 Reducing Tee	Temp M&E# 00-009357	ASP# 20843.	N/A	SA 403 Grade WP304	N/A	Replace- ment	No
12 x 6 Reducing Tee	Temp M&E# 00-009356	ASP# 20843.	N/A	SA 403 Grade WP316	N/A	Replace- ment	No
" Sch 40 pipe	Temp M&E# 00-009375	ASP# 20843.	N/A	SA 312 Grade TP312	N/A	Replace- ment	No
6" 90 Deg Elbow LR BW	Temp M&E# 00-009354	ASP# 20843.	N/A	SA 403 Grade WP304	N/A	Replace- ment	No
6" 45 Deg Elbow LR BW	Temp M&E# 00-009355	ASP# 20843.	N/A	SA 403 Grade WP304	N/A	Replace- ment	No
6" 90 Deg Elbow SR BW	M&E# 30-017860	ASP# 16333.	N/A	SA 403 Grade WP304	N/A	Replace- ment	No
6" Orifice Flange	Temp M&E# 00-009349	ASP# 20843.	N/A	SA 182 Grade F304	N/A	Replace- ment	No
3/4" All Thread Rod	M&E# 30-212295	ASP# 19160	N/A	SA 453 Grade 660	N/A	Replace- ment	No
1/2" Round Head Plug SW	M&E# 30-017304	ASP# 11461	N/A	SA 182 Grade F304	N/A	Replace- ment	No
3/4" Heavy Hex Nut	M&E# 30-212100	ASP# 20132	N/A	SA 194 Grade 8F	N/A	Replace- ment	No

7. Description of work Fabricate and Install CTS Full Flow Test Loop in accordance with 1-DCP-265

8. Test Conducted: Hydrostatic ☐ Pneumatic ☐ Nominal Operating Pressure ☒
N/A ☐ Other ☐ Pressure N/A psi Test Temp. N/A °F

NOTE: Supplemental sheets in form of lists, sketches, or drawings may be used, provided (1) size is 8-1/2 in. in., (2) information in items 1 through 6 on this report is included on each sheet, and (3) each sheet is numbered and the number of sheets is recorded at the top of this form.

173-563

FORM NIS-2 (Back)

Remarks Fit Up and Final VT and Final PT plus RT
Applicable Manufacturer's Data Reports to be attached

Ref. JO: C47262-01 & C47300-03 Design Change: 1-DCP-265

Repair/Replacement Plan: C47262-01 & C47300-03 ISI Class: 2

CERTIFICATE OF COMPLIANCE

We certify that the statements made in the report are correct and this
REPLACEMENT conforms to the rules of the ASME Code, Section XI.
 Repair or replacement

Type Code Symbol Stamp N/A

Certificate of Authorization No. N/A Expiration Date N/A

Signed *Dwayne Thomas* Date 2-26-20 01
 Owner or Owner's Designee, Title

CERTIFICATE OF INSERVICE INSPECTION

I, the undersigned, holding a valid commission issued by the National Board of Boiler And Pressure Vessel Inspectors and the State or Province of Michigan and employed by FACTORY MUTUAL INSURANCE Co. of Johnston, R.I. 02919 Have inspected the components described in this Owner's Report during the period 12/21/98 to 2-27-01, and state that to the best of my knowledge and belief, the Owner has performed examinations and taken corrective measures described in this Owner's Report in accordance with the requirements of the ASME Code, Section XI.

By signing this certificate neither the Inspector nor his employer makes any Warranty, expressed or implied, concerning the examinations and corrective measures Described in this Owner's Report. Furthermore, neither the Inspector nor his Employer shall be liable in any manner for any personal injury or property damage or a loss of any kind arising from or connected with this inspection.

Mr. M. J. M. M. M. Commissions Michigan, E. & N. E.
 Inspector's Signature National Board, State, Province, Endorsements

Date Feb 27 20 01

174-563

FORM NIS-2 OWNER'S REPORT FOR REPAIRS OR REPLACEMENTS
As Required by the Provisions for the ASME Code Section XI

1. Owner: AMERICAN ELECTRIC POWER Date Performed: 01-24-01
P.O. Box 60 Fort Wayne IN 46801 Unit# 1
2. Plant: D.C.Cook Nuclear Power Plant Job Order# C0047300-06
One Cook Place, Bridgman, MI 49106 Component# 1-PP-9E
3. Work Performed by: AEP/D.C. COOK Maintenance Department
4. Identification of System CONTAINMENT SPRAY
5. (a) Applicable Construction Code: ANSI B31.1, 1983 Ed. NO Add., CodeCase: N416-1
(b) Applicable Edition of Section XI Utilized for Repairs or Replacements: 1989, No Addenda
6. Identification of Components Repaired or Replaced and Replacement Components

Name of Component	ASME,ASTM or AISI designation:	Name of Manufacture	Material Identification: M&E# ASP# P.O.#	Year built	Repaired Or Replaced	ASME Code Stamped Yes/No
1-PP-9E						
6" SCH 40 PIPE	ASME# SA-312 GR-304	N/A	TEMP# 00-009375 ASP# 20843	N/A	REPLACED	NO
¾ ALL THREAD	ASME# SA-453 GR-660	N/A	M&E# 30-212295 ASP# 19160	N/A	REPLACED	NO
¾ HEAVY HEX NUT	ASME# SA-194 GR-8F	N/A	M&E# 30-212100 ASP# 23049	N/A	REPLACED	NO
ORIFICE PLATE	ASME# SA-240 TYPE 304	N/A	PO# 66708-042-8 ASP# 20943	N/A	REPLACED	NO
6" GLOBE VALVE	ASME# SA-351 GR-CF8M	N/A	TEMP# 00-010242 ASP# 21712	N/A	REPLACED	NO
6" 300# GATE VALVE	ASME# SA-351 GR-CF8M	N/A	TEMP# 00-10241 ASP# 21685	N/A	REPLACED	NO

175-563

7. Hydrostatic NA Pneumatic NA Nomial Operating Pressure N/ANDE: PTPressure: psi Test Temperature F.

Description of Work: Install east train containmnet spray full flow test loop
pipng in accordance with DCP-265. A PT and RT& a VT-2 exam was done also

Job Order/ File : C0047300-06 **ISI CLASS** 2

CERTIFICATE OF COMPLIANCE

We certify that the statements made in the report are correct and this repair and/or replacement conforms to the rules of the ASME Code, Section XI repair or replacement.

Type Code Symbol Stamp NA

Certificate of Authorization No. NA Expiration Date NA

Signed: Dewayne Timmons Maint. Welding Supervisor Date 2-23-01
 Owner or Owner's Designee, Title

CERTIFICATE OF INSERVICE INSPECTION

I, the undersigned, holding a valid commission issued by the National Board of Boiler Pressure Vessel Inspectors and the State of Providence of Michigan and employed by FMIC OF JOHNSTON RI.

have inspected the components described in this Owner's Report during the period 8-15-00 to 2-27-01, and state that to the best of my knowledge and belief, the Owner has performed examinations and taken corrective measures described in this Owner's Report in accordance with the requirements of the ASME Code, Section XI

By signing this certificate neither the Inspector nor his employer makes any warranty, expressed or implied, concerning the examinations and corrective measures described in this Owner's Report. Furthermore, neither the Inspector nor his employer shall be liable in any manner for any personal injury or property damage or of loss of any kind arising from or connected with this inspection.

M. R. M. [Signature] Commissions Mich 0055, ENR NCI
 Inspector's Signature National Board, State, Province, Endorsements

Date: Feb 27 19 2001

176-563

FORM NIS-2 OWNER'S REPORT FOR REPAIRS OR REPLACEMENTS
As Required by the Provisions for the ASME Code Section XI

1. Owner: AMERICAN ELECTRIC POWER Date Performed: 09-06-00
P.O. Box 60 Fort Wayne IN 46801 Unit# 1
2. Plant: D.C.Cook Nuclear Power Plant Job Order# C0047300-30-33
One Cook Place, Bridgman, MI 49106 Component# 1-IFI-210
3. Work Performed by: AEP/D.C. COOK Maintenance Department
4. Identification of System: CONTAINMENT SPRAY
5. (a) Applicable Construction Code: ANSI-B31.1-1983 Ed. NO Add. Code Case: NA
 (b) Applicable Edition of Section XI Utilized for Repairs or Replacements: 1989, No Addenda
6. **Identification of Components Repaired or Replaced and Replacement Components**

Name of Component	ASME,ASTM or AISI designation:	Name of Manufacture	Material Identification: M&E# ASP# P.O.#	Year built	Repaired Or Replaced	ASME Code Stamped Yes/No
1-IFI-210						
ROD 3/4	ASME# SA-453 GR-660-B	N/A	M&E# 30-212295 ASP# 19160	N/A	REPLACED	NO
NUT 3/4	ASME# SA-194 GR-8F	N/A	M&E# 30-212100 APS# 23049	N/A	REPLACED	NO
ORIFICE PLATE	ASME# SA-240 GR-304	N/A	ASP# 20943	N/A	REPLACED	NO

7. Hydrostatic NA Pneumatic N/A Nominal Operating Pressure _____
 NDE: _____ Pressure: psi _____ Test Temperature _____ F.

177-563

Description of work: **INSTALLED FLANGES AND ORIFICE PLATE AND ALSO USED
NEW STUDS AND NUTS.**

Job Order/File C0047300-30-33 ISI Class 2

CERTIFICATE OF COMPLIANCE

We certify that the statements made in the report are correct and this repair and/or replacement conforms to the rules of the ASME Code, Section XI repair or replacement.

Type Code Symbol Stamp NA

Certificate of Authorization No. NA Expiration Date NA

Signed: Dewayne Timmons, welding supervisor Date 2-28-01
Owner or Owner's Designee, Title

CERTIFICATE OF INSERVICE INSPECTION

I, the undersigned, holding a valid commission issued by the National Board of Boiler Pressure Vessel Inspectors and the State of Providence of Michigan and employed by FMIC of Johnston R I.

have inspected the components described in this Owner's Report during the period 9-2-00 to 3-2-01, and state that to the best of my knowledge and belief, the Owner has performed examinations and taken corrective measures described in this Owner's Report in accordance with the requirements of the ASME Code, Section XI

By signing this certificate neither the Inspector nor his employer makes any warranty, expressed or implied, concerning the examinations and corrective measures described in this Owner's Report. Furthermore, neither the Inspector nor his employer shall be liable in any manner for any personal injury or property damage or of loss of any kind arising from or connected with this inspection.

M. J. Matusz Commissions Mich 2755, END N&I
Inspector's Signature National Board, State, Province, Endorsements

Date: MARCH 2 19 2001

FORM NIS-2 OWNER'S REPORT FOR REPAIRS OR REPLACEMENTS

As Required by the Provisions of the ASME Code Section XI

178-563

1. Owner AMERICAN ELECTRIC POWER COMPANY

Date January 24, 2001

Name

P.O. Box 60 Fort Wayne, IN 46801

Sheet 1 of 2

Address

2. Plant D.C. COOK NUCLEAR POWER PLANT

Unit # 1

Name

One Cook Place, Bridgman, MI 49106

C47301-03

Address

3. Work Performed by Installation Services

Repair Org. P.O. No., Job No., etc

Type Code Symbol Stamp N/A

Name

Authorization No. N/A

Same as #2

Expiration Date N/A

Address

4. Identification of System Containment Spray

ASME CODE CLASS 2

5. (a) Applicable Const. Code B31.1 19 83Ed., N/A Add. N416-1
Code Case

(b) Applicable Edition of Section XI Utilized for Repairs or Replacements 1989

6. Identification of Components Repaired or Replaced and Replacement Components

Name of Component	Name of Manufacturer	Manuf. Serial No.	Nat. Board No.	Other Identification	Year Built	Repaired Replaced or Replacement	ASME Code Stamped (Yes or No)
1-PP-9W 6" Sch 40 Pipe	Temp M&E# 00-009375	ASP# 20843	N/A	SA 312 Grade TP304	N/A	Replace- ment	No
10 x 6 Reducing Tee Sch 40	Temp M&E# 00-009357	ASP# 20843	N/A	SA 403 Grade WP304	N/A	Replace- ment	No
2 x 6 Reducing Tee Sch 40	Temp M&E# 00-009356	ASP# 20843	N/A	SA 403 Grade WP316	N/A	Replace- ment	No
6" 90 Deg Elbow LR BW	Temp M&E# 00-009354	ASP# 20843	N/A	SA 403 Grade WP304	N/A	Replace- ment	No
6" 45 Deg Elbow LR BW	Temp M&E# 00-009355	ASP# 20843	N/A	SA 403 Grade WP304	N/A	Replace- ment	No
6" Orifice Flange RF	Temp M&E# 00-009349	ASP# 20843	N/A	SA 182 Grade F304	N/A	Replace- ment	No
3/4 All Thread Rod	M&E# 30-212295	ASP# 19160	N/A	SA 453 Grade 660	N/A	Replace- ment	No
3/4 Heavy Hex Nut	M&E# 30-212100	ASP# 20132	N/A	SA 194 Grade 8F	N/A	Replace- ment	No

7. Description of work Install West Train Containment Spray Full Flow Test Loop Piping In accordance with 1-DCP-265

8. Test Conducted: Hydrostatic ☐ Pneumatic ☐ Nominal Operating Pressure ☒
N/A ☐ Other ☐ Pressure N/A psi Test Temp. N/A °F

NOTE: Supplemental sheets in form of lists, sketches, or drawings may be used, provided (1) size is 8-1/2 in. x 11 in., (2) information in items 1 through 6 on this report is included on each sheet, and (3) each sheet is numbered and the number of sheets is recorded at the top of this form.

FORM NIS-2 (Back)

179-563

Remarks Fit Up and Final VT Plus PT and RT VT-2
Applicable Manufacturer's Data Reports to be attached

Ref. JO: C47301-03 Design Change: 1-DCP-265

Repair/Replacement Plan: C47301-03 ISI Class 2

CERTIFICATE OF COMPLIANCE

We certify that the statements made in the report are correct and this
REPLACEMENT conforms to the rules of the ASME Code, Section XI.
 Repair or replacement

Type Code Symbol Stamp N/A

Certificate of Authorization No. N/A Expiration Date N/A

Signed *Dwayne Thomas* Date 2-26- 20 01
Owner or Owner's Designee, Title

CERTIFICATE OF INSERVICE INSPECTION

I, the undersigned, holding a valid commission issued by the National Board of Boiler And Pressure Vessel Inspectors and the State or Province of Michigan and employed by FACTORY MUTUAL INSURANCE Co. of Johnston, R.I. 02919 Have inspected the components described in this Owner's Report during the period 12-21-98 to 2-26-01, and state that to the best of my knowledge and belief, the Owner has performed examinations and taken corrective measures described in this Owner's Report in accordance with the requirements of the ASME Code, Section XI.

By signing this certificate neither the Inspector nor his employer makes any Warranty, expressed or implied, concerning the examinations and corrective measures Described in this Owner's Report. Furthermore, neither the Inspector nor his Employer shall be liable in any manner for any personal injury or property damage or a loss of any kind arising from or connected with this inspection.

Mr. Matospaugh Commissions MICHOSS, ENR NEI
Inspector's Signature National Board, State, Province, Endorsements

Date FEB 26 20 01

180-563

FORM NIS-2 OWNER'S REPORT FOR REPAIRS OR REPLACEMENTS
As Required by the Provisions for the ASME Code Section XI

1. Owner: AMERICAN ELECTRIC POWER Date Performed: 08-30-00
P.O. Box 60 Fort Wayne IN 46801 Unit# 1
2. Plant: D.C.Cook Nuclear Power Plant Job Order# C0047301-06
One Cook Place, Bridgman, MI 49106 Component# 1-PP-9W
3. Work Performed by: AEP/D.C. COOK Maintenance Department
4. Identification of System: CONTAINMENT SPRAY
5. (a) Applicable Construction Code: ANSI-B31.1-1983 Ed. NO Add., Code Case: N416-1
 (b) Applicable Edition of Section XI Utilized for Repairs or Replacements: 1989, No Addenda
6. **Identification of Components Repaired or Replaced and Replacement Components**

Name of Component	ASME, ASTM or AISI designation:	Name of Manufacture	Material Identification: M&E# ASP# P.O.#	Year built	Repaired Or Replaced	ASME Code Stamped Yes/No
1-PP-9W						NO
6" VALVE GATE 300LB S.S.	ASME# SA-351 CF8M	CANE	TEMP# 00-10241 ASP # 21685	N/A	REPLACED	NO
6" VALVE GLOBE 300LB S.S.	SA 351 Grade CF8M		TEMP # 00-10242 ASP # 21712	N/A	REPLACED	NO

7. Hydrostatic N/A Pneumatic N/A Nominal Operating Pressure N/A
 NDE: FITUP/PT/RT Pressure: psi N/A Test Temperature F.

VT-2 3/14/01
 UNDER ACTIVITY 3
 R# 3/14/2001

Description of work: Install Full Flow test Loop Valves per drw. 1-cts-1

181-563

Job Order/File: C0047301-06

ISI Class 2

CERTIFICATE OF COMPLIANCE

We certify that the statements made in the report are correct and this repair and/or replacement conforms to the rules of the ASME Code, Section XI repair or replacement.

Type Code Symbol Stamp NACertificate of Authorization No. NA Expiration Date NA

Signed: Dewayne Jimmons, welding supervisor Date 2-19-01
Owner or Owner's Designee, Title

CERTIFICATE OF INSERVICE INSPECTION

I, the undersigned, holding a valid commission issued by the National Board of Boiler Pressure Vessel Inspectors and the State of Michigan and employed by FMIC of Johnston R I.

have inspected the components described in this Owner's Report during the period 8-15-00 to 02-20-01, and state that to the best of my knowledge and belief, the Owner has performed examinations and taken corrective measures described in this Owner's Report in accordance with the requirements of the ASME Code, Section XI

By signing this certificate neither the Inspector nor his employer makes any warranty, expressed or implied, concerning the examinations and corrective measures described in this Owner's Report. Furthermore, neither the Inspector nor his employer shall be liable in any manner for any personal injury or property damage or of loss of any kind arising from or connected with this inspection.

Mike Montaspaugh Commissions Mich 0055, END NET
Inspector's Signature National Board, State, Province, Endorsements

Date: Feb 20 19 2001

182-563

FORM NIS-2 OWNER'S REPORT FOR REPAIRS OR REPLACEMENTS
As Required by the Provisions for the ASME Code Section XI

1. Owner: AMERICAN ELECTRIC POWER Date Performed: 12-07-98
P.O. Box 60 Fort Wayne IN 46801 Unit# 1
2. Plant: D.C. Cook Nuclear Power Plant Job Order# C0047342-01
One Cook Place, Bridgman, MI 49106 Component# 1-QRV-251
3. Work Performed by: AEP/D.C. COOK Maintenance Department
4. Identification of System: CHARGING (CVCS)
5. (a) Applicable Construction Code: ANSI B31.1, 1983 Ed. NO Add. Code Case:
 (b) Applicable Edition of Section XI Utilized for Repairs or Replacements: 1989, No Addenda
6. Identification of Components Repaired or Replaced and Replacement Components

Name of Component	ASME, ASTM or AISI designation:	Name of Manufacture	Material Identification: M&E# ASP# P.O.#	Year built	Repaired Or Replaced	ASME Code Stamped Yes/No
I-QRV-251						
NUT	ASME# SA-194 Gr 2H	N/A	M&E# 30-211860 ASP# 15684	N/A	REPLACED	NO
ROD	ASME# SA-193 Gr B7	N/A	M&E# 30-211590 ASP# 20751	N/A	REPLACED	NO
TRIM ASSY	ASTM# 276 TP# 316	COPEES	M&E# 30-036160 ASP# 11159	N/A	REPLACED	NO

7. Hydrostatic NA Pneumatic NA Nomial Operating Pressure: NDE:

Pressure: psi Test Temperature F.

183-563

Description of Work: The valve was repaired using a new trim assembly, studs and nuts

Job Order/File: C0047342-01 **ISI CLASS:** 2

CERTIFICATE OF COMPLIANCE

We certify that the statements made in the report are correct and this repair and/or replacement conforms to the rules of the ASME Code, Section XI repair or replacement.

Type Code Symbol Stamp NA

Certificate of Authorization No. NA Expiration Date NA

Signed: Dewayne Timmons Maint. Welding Supervisor Date 1-02-01
Owner or Owner's Designee, Title

CERTIFICATE OF INSERVICE INSPECTION

I, the undersigned, holding a valid commission issued by the National Board of Boiler Pressure Vessel Inspectors and the State of Providence of Michigan and employed by FMIC OF JOHNSTON RI.

have inspected the components described in this Owner's Report during the period 12-01-98 to 01-03-01, and state that to the best of my knowledge and belief, the Owner has performed examinations and taken corrective measures described in this Owner's Report in accordance with the requirements of the ASME Code, Section XI

By signing this certificate neither the Inspector nor his employer makes any warranty, expressed or implied, concerning the examinations and corrective measures described in this Owner's Report. Furthermore, neither the Inspector nor his employer shall be liable in any manner for any personal injury or property damage or of loss of any kind arising from or connected with this inspection.

W. A. M. [Signature] Commissions NA-20055, ENR NEI
Inspector's Signature National Board, State, Province, Endorsements

Date: JAN 03 18 2001

184-563

FORM NIS-2 OWNER'S REPORT FOR REPAIRS OR REPLACEMENTS
As Required by the Provisions for the ASME Code Section XI

1. Owner: AMERICAN ELECTRIC POWER Date Performed: 10-06-00
P.O. Box 60 Fort Wayne IN 46801 Unit# 1
2. Plant: D.C.Cook Nuclear Power Plant Job Order# C0047437-05
One Cook Place, Bridgman, MI 49106 Component# 1-NFA-220-OR
3. Work Performed by: AEP/D.C. COOK Maintenance Department
4. Identification of System: REACTOR COOLANT
5. (a) Applicable Construction Code: ANSI-B31.1-1983 Ed. NO Add. Code Case: NA
 (b) Applicable Edition of Section XI Utilized for Repairs or Replacements: 1989, No Addenda
6. **Identification of Components Repaired or Replaced and Replacement Components**

Name of Component	ASME,ASTM or AISI designation:	Name of Manufacture	Material Identification: M&E# ASP# P.O.#	Year built	Repaired Or Replaced	ASME Code Stamped Yes/No
1-NFA-220-OR						
THEADED ROD	ASTM A453 GR 660	NA	M&E 30-030001 ASP 12987	NA	REPLACED	NO
NUTS	ASME SA 194 GR 8F HEAVY	NA	M&E 30-212140 ASP 19074	NA	REPLACED	NO

7. Hydrostatic NA Pneumatic N/A Nominal Operating Pressure _____
 NDE: NA Pressure: psi Test Temperature _____ F.

Description of work: INSTALLED NEW BOLTING

185-563

Job Order/File: C0047437-05

ISI Class 1

CERTIFICATE OF COMPLIANCE

We certify that the statements made in the report are correct and this repair and/or replacement conforms to the rules of the ASME Code, Section XI repair or replacement.

Type Code Symbol Stamp NACertificate of Authorization No. NA Expiration Date NA

Signed: Dwayne Timmons welding supervisor Date 2-2-01
Owner or Owner's Designee, Title

CERTIFICATE OF INSERVICE INSPECTION

I, the undersigned, holding a valid commission issued by the National Board of Boiler Pressure Vessel Inspectors and the State of Michigan and employed by FMIC of Johnston R.I.

have inspected the components described in this Owner's Report during the period 12-14-98 to 2-14-01, and state that to the best of my knowledge and belief, the Owner has performed examinations and taken corrective measures described in this Owner's Report in accordance with the requirements of the ASME Code, Section XI

By signing this certificate neither the Inspector nor his employer makes any warranty, expressed or implied, concerning the examinations and corrective measures described in this Owner's Report. Furthermore, neither the Inspector nor his employer shall be liable in any manner for any personal injury or property damage or of loss of any kind arising from or connected with this inspection.

M.R. Winterhagen Commissions March 0055, ENCL N&I
Inspector's Signature National Board, State, Province, Endorsements

Date: Feb 17 18 2001

186-563

FORM NIS-2 OWNER'S REPORT FOR REPAIRS OR REPLACEMENTS
As Required by the Provisions for the ASME Code Section XI

1. Owner: AMERICAN ELECTRIC POWER Date Performed: 09-13-00
P.O. Box 60 Fort Wayne IN 46801 Unit# 1
2. Plant: D.C.Cook Nuclear Power Plant Job Order# C0047445-02
One Cook Place, Bridgman, MI 49106 Component# 1-QRV-200
3. Work Performed by: AEP/D.C. COOK Maintenance Department
4. Identification of System: CHARGING (CVCS)
5. (a) Applicable Construction Code: ANSI B31.1, 1983 Ed. NO Add. Code Case: _____
 (b) Applicable Edition of Section XI Utilized for Repairs or Replacements: 1989, No Addenda
6. Identification of Components Repaired or Replaced and Replacement Components

Name of Component	ASME,ASTM or AISI designation:	Name of Manufacture	Material Identification: M&E# ASP# P.O.#	Year built	Repaired Or Replaced	ASME Code Stamped Yes/No
1-QRV-200						
PLUG	ASTM# A-276 TP-316	MASONEILAN	M&E# 30-042035 ASP# 24452	N/A	REPLACED	NO
RING SEAT	ASTM# A-376 TP-316	MASONEILAN	M&E# 30-042205 ASP# 13648	N/A	REPLACED	NO
STEM	ASTM# A-479 TP-316	MASONILAN	M&E# 30-042248 ASP# 24613	N/A	REPLACED	NO

7. Hydrostatic NA Pneumatic NA Nomial Operating Pressure N/ANDE:

Pressure: psi _____ Test Temperature F.

187-563

Description of Work: The valve was repaired using a new stem, seat ring and plug.

Job Order/File: C0047445-02 **ISI CLASS** 2

CERTIFICATE OF COMPLIANCE

We certify that the statements made in the report are correct and this repair and/or replacement conforms to the rules of the ASME Code, Section XI repair or replacement.

Type Code Symbol Stamp NA

Certificate of Authorization No. NA Expiration Date NA

Signed: Dewayne Timmons Maint. Welding Supervisor Date 12-13-00
Owner or Owner's Designee, Title

CERTIFICATE OF INSERVICE INSPECTION

I, the undersigned, holding a valid commission issued by the National Board of Boiler Pressure Vessel Inspectors and the State of Providence of Michigan and employed by FMIC OF JOHNSTON RI.

have inspected the components described in this Owner's Report during the period 12-14-98 to 12-14-00, and state that to the best of my knowledge and belief, the Owner has performed examinations and taken corrective measures described in this Owner's Report in accordance with the requirements of the ASME Code, Section XI

By signing this certificate neither the Inspector nor his employer makes any warranty, expressed or implied, concerning the examinations and corrective measures described in this Owner's Report. Furthermore, neither the Inspector nor his employer shall be liable in any manner for any personal injury or property damage or of loss of any kind arising from or connected with this inspection.

M. J. Montoya Commissions Michigan, ENR N&F
Inspector's Signature National Board, State, Province, Endorsements

Date: December 14 19 2000

188-563

FORM NIS-2 OWNER'S REPORT FOR REPAIRS OR REPLACEMENTS
As Required by the Provisions for the ASME Code Section XI

1. Owner: AMERICAN ELECTRIC POWER Date Performed: 02-26-99
P.O. Box 60 Fort Wayne IN 46801 Unit# 1
2. Plant: D.C. Cook Nuclear Power Plant Job Order# C0047607-03
One Cook Place, Bridgman, MI 49106 Component# 1-AFW-S4027
3. Work Performed by: AEP/D.C. COOK Maintenance Department
4. Identification of System: Feedwater
5. (a) Applicable Construction Code: ANSI B31.1, 1983 Ed. NO Add., Code Case: N/A
 (b) Applicable Edition of Section XI Utilized for Repairs or Replacements: 1989, No Addenda
6. Identification of Components Repaired or Replaced and Replacement Components

Name of Component	ASME, ASTM or AISI designation:	Name of Manufacture	Material Identification: M&E# ASP# P.O.#	Year built	Repaired Or Replaced	ASME Code Stamped Yes/No
1-AFW-S4027						
EYE BOLT	SA 36	GRINNELL	TEMP# 00-009920 ASP# 21029 PO# NUO4-0000000060	N/A	REPLACED	NO

7. Hydrostatic NA Pneumatic NA Nominal Operating Pressure N/A NDE: N/A

Pressure: psi Test Temperature F.

189-563

Description of Work: The snubber was repaired using a new eye bolt. A VT-3 exam was performed.

Job Order/File: C0047607-03 ISI CLASS 2

CERTIFICATE OF COMPLIANCE

We certify that the statements made in the report are correct and this repair and/or replacement conforms to the rules of the ASME Code, Section XI repair or replacement.

Type Code Symbol Stamp NA

Certificate of Authorization No. NA Expiration Date NA

Signed: Dewayne Timmons Maint. Welding Supervisor Date 2-12-01
Owner or Owner's Designee, Title

CERTIFICATE OF INSERVICE INSPECTION

I, the undersigned, holding a valid commission issued by the National Board of Boiler Pressure Vessel Inspectors and the State of Michigan and employed by FMIC OF JOHNSTON RI.

have inspected the components described in this Owner's Report during the period 12-16-98 to 2-14-01, and state that to the best of my knowledge and belief, the Owner has performed examinations and taken corrective measures described in this Owner's Report in accordance with the requirements of the ASME Code, Section XI

By signing this certificate neither the Inspector nor his employer makes any warranty, expressed or implied, concerning the examinations and corrective measures described in this Owner's Report. Furthermore, neither the Inspector nor his employer shall be liable in any manner for any personal injury or property damage or of loss of any kind arising from or connected with this inspection.

Mike Muthenhaus Commissions Mich 0055, ENR NEI
Inspector's Signature National Board, State, Province, Endorsements

Date: Feb 14 19 ^{MM} 2001

FORM NIS-2 OWNER'S REPORT FOR REPAIRS OR REPLACEMENTS

As Required by the Provisions of the ASME Code Section XI

190-563

Owner AMERICAN ELECTRIC POWER COMPANY
Name

P.O. Box 60 Fort Wayne, IN 46801
Address

2. Plant D.C. COOK NUCLEAR POWER PLANT
Name

One Cook Place, Bridgman, MI 49106
Address

3. Work Performed by Installation Services
Name

Same as #2
Address

Date February 14, 2001

Sheet 1 of 2

Unit # 1

C47767-01

Repair Org. P.O. No., Job No., etc

Type Code Symbol Stamp N/A

Authorization No. N/A

Expiration Date N/A

4. Identification of System Leakage Detecting Enclosure System ASME CODE CLASS 2

5. (a) Applicable Const. Code ASME III 19 86Ed., N/A Add. N/A Code Case

(b) Applicable Edition of Section XI Utilized for Repairs or Replacements 1989

6. Identification of Components Repaired or Replaced and Replacement Components

Name of Component	Name of Manufacturer	Manuf. Serial No.	Nat. Board No.	Other Identification	Year Built	Repaired Replaced or Replacement	ASME Code Stamped (Yes or No)
1-TK-84 Tapered Studs 1/2 x 5/8 x 4-1/4 Long	Temp M&E# 00-022115	ASP# 25070	N/A	SA- 193 Grade B7	N/A	Replacement	No
'8 Hardened Washer	M&E# 30-212690	ASP# 20515	N/A	F463-93	N/A	Replacement	No
5/8 Heavy Hex Nut	M&E# 30-211880	ASP# 23319	N/A	SA 194 Grade 2H	N/A	Replacement	No

7. Description of work Replace Manway Cover Bolting on 1-TK-84

8. Test Conducted: Hydrostatic ☐ Pneumatic ☐ Nominal Operating Pressure ☐
N/A ☒ Other ☐ Pressure N/A psi Test Temp. N/A °F

NOTE: Supplemental sheets in form of lists, sketches, or drawings may be used, provided (1) size is 8-1/2 in. x 11 in., (2) information in items 1 through 6 on this report is included on each sheet, and (3) each sheet is numbered and the number of sheets is recorded at the top of this form.

FORM NIS-2 (Back)

Remarks

Applicable Manufacturer's Data Reports to be attached

Ref. JO: C47767-01

Design Change: N/A

Repair/Replacement Plan: C47767-01

ISI Class 2

CERTIFICATE OF COMPLIANCE

We certify that the statements made in the report are correct and this
REPLACEMENT conforms to the rules of the ASME Code, Section XI.
 Repair or replacement

Type Code Symbol Stamp N/ACertificate of Authorization No. N/A Expiration Date N/A

Signed

Raymond Chumars
Raymond Chumars *MAINT. Supr. Welding*
 Owner or Owner's Designee, Title

Date 2-15-, 20 01

CERTIFICATE OF INSERVICE INSPECTION

I, the undersigned, holding a valid commission issued by the National Board of Boiler And Pressure Vessel Inspectors and the State or Province of Michigan and employed by FACTORY MUTUAL INSURANCE Co. of Johnston, R.I. 02919 Have inspected the components described in this Owner's Report during the period 10-31-00 to 2-15-01, and state that to the best of my knowledge and belief, the Owner has performed examinations and taken corrective measures described in this Owner's Report in accordance with the requirements of the ASME Code, Section XI.

By signing this certificate neither the Inspector nor his employer makes any Warranty, expressed or implied, concerning the examinations and corrective measures Described in this Owner's Report. Furthermore, neither the Inspector nor his Employer shall be liable in any manner for any personal injury or property damage or a loss of any kind arising from or connected with this inspection.

M.B. Matersbaugh
 Inspector's Signature

Commissions Mich 0055, END N&I
 National Board, State, Province, Endorsements

Date Feb 20 20 01

FORM NIS-2 OWNER'S REPORT FOR REPAIRS OR REPLACEMENTS
As Required by the Provisions of the ASME Code Section XI

192-563

NIS-2-419-00

1. Owner AMERICAN ELECTRIC POWER COMPANY
Name
P.O. Box 60 Fort Wayne, IN 46801
Address
2. Plant D.C. COOK NUCLEAR POWER PLANT
Name
One Cook Place, Bridgman, MI 49106
Address
3. Work Performed by Installation Services
Name
Same as #2
Address

Date November 17, 2000

Sheet 1 of 2

Unit 1

C47782-28
Repair Org. P.O. No., Job No., etc
Type Code Symbol Stamp N/A
Authorization No. N/A
Expiration Date N/A

4. Identification of System AUXILIARY FEEDWATER ASME CODE CLASS 2
5. (a) Applicable Const. Code ANSI B31.1 19 83Ed., N/A Add. N416-1 Code Case
(b) Applicable Edition of Section XI Utilized for Repairs or Replacements 1989
6. Identification of Components Repaired or Replaced and Replacement Components

Name of Component	Name of Manufacturer	Manuf. Serial No.	Nat. Board No.	Other Identification	Year Built	Repaired Replaced or Replacement	ASME Code Stamped (Yes or No)
6" - 900# NOZZLE CHECK VALVE NERTECH GR Model: ERV-Z-6IN-900LB	M&E # 00-010078	ASP # 21042	N/A	SA 105	N/A	Replacement	No

7. Description of work. Install valve 1-FW-159

8. Test Conducted: Hydrostatic ☐ Pneumatic ☐ Nominal Operating Pressure ☒
N/A ☐ Other ☐ Pressure N/A psi Test Temp. N/A °F

NOTE: Supplemental sheets in form of lists, sketches, or drawings may be used, provided (1) size is 8-1/2 in. x 11 in., (2) information in items 1 through 6 on this report is included on each sheet, and (3) each sheet is numbered and the number of sheets is recorded at the top of this form.

193-563

NIS-2-419-00

FORM NIS-2 (Back)

9. Remarks Fit Up and Final VT; Final MT and RT Acceptable
Applicable Manufacturer's Data Reports to be attached

Ref. JOA: C47782-28

Design Change N/A

Repair / Replacement Plan C47782-28

ISI Class 3

CERTIFICATE OF COMPLIANCE

We certify that the statements made in the report are correct and this
REPLACEMENT conforms to the rules of the ASME Code, Section XI.
 Repair or replacement

Type Code Symbol Stamp N/ACertificate of Authorization No. N/A Expiration Date N/A

Signed Conrad V Reid, Senior Planner Date November 17, 2000
 Owner or Owner's Designee, Title

CERTIFICATE OF INSERVICE INSPECTION

I, the undersigned, holding a valid commission issued by the National Board of Boiler And Pressure Vessel Inspectors and the State or Province of Michigan and employed by FACTORY MUTUAL INSURANCE Co. of Ann Arbor, R.I. 02919 Have inspected the components described in this Owner's Report during the period 2-23-99 to 01-02-01, and state that to the best of my knowledge and belief, the Owner has performed examinations and taken corrective measures described in this Owner's Report in accordance with the requirements of the ASME Code, Section XI.

By signing this certificate neither the Inspector nor his employer makes any Warranty, expressed or implied, concerning the examinations and corrective measures Described in this Owner's Report. Furthermore, neither the Inspector nor his Employer shall be liable in any manner for any personal injury or property damage or a loss of any kind arising from or connected with this inspection.

MA [Signature] Commissions Michigan, R.I. NBI
 Inspector's Signature National Board, State, Province, Endorsements

Date Jan 2 2001

194-563

FORM NIS-2 OWNER'S REPORT FOR REPAIRS OR REPLACEMENTS
As Required by the Provisions for the ASME Code Section XI

1. Owner: AMERICAN ELECTRIC POWER Date Performed: 3-18-00
P.O. Box 60 Fort Wayne IN 46801 Unit# 2
2. Plant: D.C.Cook Nuclear Power Plant Job Order# C47908-03
One Cook Place, Bridgman, MI 49106 Component# 12-QFI-201
3. Work Performed by: AEP/D.C. COOK Maintenance Department
4. Identification of System: CHARGING (CVCS)
5. (a) Applicable Construction Code: ANSI B31.1, 1983 Ed. NO Add. Code Case: N/A
 (b) Applicable Edition of Section XI Utilized for Repairs or Replacements: 1989, No Addenda
6. **Identification of Components Repaired or Replaced and Replacement Components**

Name of Component	ASME,ASTM or AISI designation:	Name of Manufacture	Material Identification: M&E# ASP# P.O.#	Year built	Repaired Or Replaced	ASME Code Stamped Yes/No
12-QFI-201						
FL/PIPE 4 IN 300 LB FSS RF BLIND	SA-182 GR F-304		M & E 30 022772 ASP 5703	N/A	REPLACED	NO
ROD, THREADED 1-1/4 IN 8UN	ASME SA453 GRADE 660		M & E 30-030002 ASP. 11021	N/A	REPLACED	NO
NUTS, 1-1/4 IN 8 UN	ASME SA194 GR 8F		M & E 30 212142 ASP 20820	N/A	REPLACED	NO

7. Hydrostatic _____ Pneumatic _____ Nominal Operating Pressure N/A
 NDE: PT FINISHED MACHINED SURFACE / VT-2 FUNCTIONAL
 Pressure: psi Test Temperature _____ F.

Description of Work: INSTALLED THE BLANK FLANGE THAT WAS MACHINED IN ACT-14, USING NEW BOLTING TORQUED BOLTING TO CORRECT TIGHTNESS. AFTER WHICH A VT-2 FUNCTIONAL PMT WAS PERFORMED (SAT).

195-563

FORM NIS-2 OWNER'S REPORT FOR REPAIRS OR REPLACEMENTS
As Required by the Provisions for the ASME Code Section XI

1. Owner: AMERICAN ELECTRIC POWER Date Performed: 03-18-99
P.O. Box 60 Fort Wayne IN 46801 Unit# 1
2. Plant: D.C.Cook Nuclear Power Plant Job Order# C0047908-03
One Cook Place, Bridgman, MI 49106 Component#
3. Work Performed by: AEP/D.C. COOK Maintenance Department
4. Identification of System: CHARGING (CVCS)
5. (a) Applicable Construction Code: ANSI B31.1, 1983 Ed. NO Add., Code Case: (b)
 Applicable Edition of Section XI Utilized for Repairs or Replacements: 1989, No Addenda
6. Identification of Components Repaired or Replaced and Replacement Components

Name of Component	ASME,ASTM or AISI designation:	Name of Manufacture	Material Identification: M&E# ASP# P.O.#	Year built	Repaired Or Replaced	ASME Code Stamped Yes/No
12-QFI-201						
BLIND	ASME# SA-182	N/A	M&E# 30-022772	N/A	REPLACED	NO
FLANGE	GR-F-304		ASP# 538			
NUTS	ASME# SA-194	N/A	M&E# 30-212142	N/A	REPLACED	NO
	GR-8F		ASP# 22229			
ALL THREAD	ASTM# A-453 SA453	N/A	M&E# 30-030002	N/A	REPLACED	NO
	GR-660		ASP# 11021			

7. Hydrostatic NA Pneumatic NA Nomial Operating Pressure N/ANDE:

Pressure: psi Test Temperature F.

196-563

Description of Work: The new flange was machined to the correct measurements, and new studs and nuts were used in the instillation of the new flange. A VT-2 exam was also preformed. Reference C47908-14 for the flange material

Job Order/File: C0047908-03-07 **ISI CLASS** 2

CERTIFICATE OF COMPLIANCE

We certify that the statements made in the report are correct and this repair and/or replacement conforms to the rules of the ASME Code, Section XI repair or replacement.

Type Code Symbol Stamp NA

Certificate of Authorization No. NA Expiration Date NA

Signed: Dewayne Timmons Maint. Welding Supervisor Date 1-16-01
Owner or Owner's Designee, Title

CERTIFICATE OF INSERVICE INSPECTION

I, the undersigned, holding a valid commission issued by the National Board of Boiler Pressure Vessel Inspectors and the State or Providence of Michigan and employed by FMIC OF JOHNSTON RI.

have inspected the components described in this Owner's Report during the period 3-12-99 to 2-2-1, and state that to the best of my knowledge and belief, the Owner has performed examinations and taken corrective measures described in this Owner's Report in accordance with the requirements of the ASME Code, Section XI

By signing this certificate neither the Inspector nor his employer makes any warranty, expressed or implied, concerning the examinations and corrective measures described in this Owner's Report. Furthermore, neither the Inspector nor his employer shall be liable in any manner for any personal injury or property damage or of loss of any kind arising from or connected with this inspection.

MA Matuszanski Commissions Mich 0055, ENR N&I
Inspector's Signature National Board, State, Province, Endorsements

Date: Feb 2 19 2001

197-563

FORM NIS-2 OWNER'S REPORT FOR REPAIRS OR REPLACEMENTS
As Required by the Provisions for the ASME Code Section XI

1. Owner: AMERICAN ELECTRIC POWER Date Performed: 12-02-99
P.O. Box 60 Fort Wayne IN 46801 Unit# 1
2. Plant: D.C.Cook Nuclear Power Plant Job Order# C0048064-07
One Cook Place, Bridgman, MI 49106 Component# 1-HE-18E
3. Work Performed by: AEP/D.C. COOK Maintenance Department
4. Identification of System: CONTAINMENT SPRAY
5. (a) Applicable Construction Code: ANSI B31.1, 1983 Ed. NO Add., Code Case: _____
 (b) Applicable Edition of Section XI Utilized for Repairs or Replacements: 1989, No Addenda
6. Identification of Components Repaired or Replaced and Replacement Components

Name of Component	ASME,ASTM or AISI designation:	Name of Manufacture	Material Identification: M&E# ASP# P.O.#	Year built	Repaired Or Replaced	ASME Code Stamped Yes/No
1-HE-18E						
ROD	ASME# SA-193 62 87	N/A	M&E# 30-211640 ASP# 21077	N/A	REPLACED	NO
NUT	ASME# SA-194 62 2#	N/A	M&E# 30-211910 ASP# 21105	N/A	REPLACED	NO

7. Hydrostatic NA Pneumatic NA Nomial Operating Pressure NA AND E: _____

Pressure: psi _____ Test Temperature _____ F.

198-563

Description of Work: The end cover was removed an then installed using new rod and nuts. QC signed off on all inspections.

Job Order/File: C0048064-07 **ISI CLASS** 2

CERTIFICATE OF COMPLIANCE

We certify that the statements made in the report are correct and this repair and/or replacement conforms to the rules of the ASME Code, Section XI repair or replacement.

Type Code Symbol Stamp NA

Certificate of Authorization No. NA Expiration Date NA

Signed: Dewayne Timmons Maint. Welding Supervisor Date 11-20-00
Owner or Owner's Designee, Title

CERTIFICATE OF INSERVICE INSPECTION

I, the undersigned, holding a valid commission issued by the National Board of Boiler Pressure Vessel Inspectors and the State of Providence of Michigan and employed by FMIC OF JOHNSTON RI.

have inspected the components described in this Owner's Report during the period 3-18-99 to 12-13-00, and state that to the best of my knowledge and belief, the Owner has performed examinations and taken corrective measures described in this Owner's Report in accordance with the requirements of the ASME Code, Section XI

By signing this certificate neither the Inspector nor his employer makes any warranty, expressed or implied, concerning the examinations and corrective measures described in this Owner's Report. Furthermore, neither the Inspector nor his employer shall be liable in any manner for any personal injury or property damage or of loss of any kind arising from or connected with this inspection.

[Signature] Commissions MICHIGAN ENDORS
Inspector's Signature National Board, State, Province, Endorsements

Date: December 13 18 2000

FORM NIS-2 OWNER'S REPORT FOR REPAIRS OR REPLACEMENTS

As Required by the Provisions of the ASME Code Section XI

199-563

NIS-2-417-00

1. Owner AMERICAN ELECTRIC POWER COMPANY Date November 18, 2000
P.O. Box 60 Fort Wayne, IN 46801 Sheet 1 of 2
Address
2. Plant D.C. COOK NUCLEAR POWER PLANT Unit 1
One Cook Place, Bridgman, MI 49106 C48713-04
Address Repair Org. P.O. No., Job No., etc
Installation Services Type Code Symbol Stamp N/A
Same as #2 Name Authorization No. N/A
Address Expiration Date N/A
4. Identification of System CHEMICAL CONTROL AND VOLUME (CVCS) ASME CODE CLASS 2
5. (a) Applicable Const. Code ANSI B31.1 19 83Ed., N/A Add. N416-1 Code Case
(b) Applicable Edition of Section XI Utilized for Repairs or Replacements 1989
6. Identification of Components Repaired or Replaced and Replacement Components

Name of Component	Name of Manufacturer	Manuf. Serial No.	Nat. Board No.	Other Identification	Year Built	Repaired Replaced or Replacement	ASME Code Stamped (Yes or No)
4" BALL VLV SCH 120 BNL INDUSTRIES BALL VALVE GBV-B2-40-0017	M&E # 00-12088	ASP # 21484	N/A	SA 479 TY 316	N/A	Replacement	No
PIPE STAINLESS STEEL 4IN SCH 120 SEAMLESS	M&E # 30-019223	ASP # 1093	N/A	SA-376 GR TP-316	N/A	Replacement	No

7. Description of work. Replace valve 1-CS-534 as per 1-DCP-622.

8. Test Conducted: Hydrostatic ☐ Pneumatic ☐ Nominal Operating Pressure ☒
N/A ☐ Other ☐ Pressure N/A psi Test Temp. N/A °F

NOTE: Supplemental sheets in form of lists, sketches, or drawings may be used, provided (1) size is 8-1/2 in. x 11 in., (2) information in items 1 through 6 on this report is included on each sheet, and (3) each sheet is numbered and the number of sheets is recorded at the top of this form.

200-563

NIS-2-417-00

FORM NIS-2 (Back)

9. Remarks Fit Up and Final VT and Final PT and RT Acceptable
Applicable Manufacturer's Data Reports to be attached

Ref. JOA: C48713-04

Design Change 1-DCP-622

Repair / Replacement Plan C48713-04

ISI Class 2

CERTIFICATE OF COMPLIANCE

We certify that the statements made in the report are correct and this
REPLACEMENT conforms to the rules of the ASME Code, Section XI.
 Repair or replacement

Type Code Symbol Stamp N/ACertificate of Authorization No. N/A Expiration Date N/A

Signed Conrad V Reid, Senior Planner Date November 18, 2000
Owner or Owner's Designee, Title

CERTIFICATE OF INSERVICE INSPECTION

I, the undersigned, holding a valid commission issued by the National Board of Boiler
 And Pressure Vessel Inspectors and the State or Province of Michigan and employed
 by FACTORY MUTUAL INSURANCE Co. of Johnston, R.I. 02919
 Have inspected the components described in this Owner's Report during the period
11/22/99 to 1-2-00, and state that to the best of my knowledge
 and belief, the Owner has performed examinations and taken corrective measures
 described in this Owner's Report in accordance with the requirements of the ASME
 Code, Section XI.

By signing this certificate neither the Inspector nor his employer makes any
 Warranty, expressed or implied, concerning the examinations and corrective measures
 Described in this Owner's Report. Furthermore, neither the Inspector nor his
 Employer shall be liable in any manner for any personal injury or property damage or
 a loss of any kind arising from or connected with this inspection.

MR. [Signature] Commissions Mich 0055, END N&I
 Inspector's Signature National Board, State, Province, Endorsements

Date January 2 20 00

FORM NIS-2 OWNER'S REPORT FOR REPAIRS OR REPLACEMENTS

As Required by the Provisions of the ASME Code Section XI

201-563

NIS-2-416-00

1. Owner AMERICAN ELECTRIC POWER COMPANY
 Name
P.O. Box 60 Fort Wayne, IN 46801
 Address
 Date November 18, 2000
 Sheet 1 of 2
2. Plant D.C. COOK NUCLEAR POWER PLANT
 Name
One Cook Place, Bridgman, MI 49106
 Address
 Unit 1
C48716-04
3. Work Performed by Installation Services
 Name
Same as #2
 Address
 Repair Org. P.O. No., Job No., etc
 Type Code Symbol Stamp N/A
 Authorization No. N/A
 Expiration Date N/A
4. Identification of System. CHEMICAL CONTROL AND VOLUME (CVCS) ASME CODE CLASS 2
5. (a) Applicable Const. Code ANSI B31.1 19 83Ed., N/A Add. N416-1 Code Case
 (b) Applicable Edition of Section XI Utilized for Repairs or Replacements 1989
6. Identification of Components Repaired or Replaced and Replacement Components

Name of Component	Name of Manufacturer	Manuf. Serial No.	Nat. Board No.	Other Identification	Year Built	Repaired Replaced or Replacement	ASME Code Stamped (Yes or No)
3" BALL VLV SCH 160 BNL INDUSTRIES ALL VALVE GBV-B2-30- 0017	M&E # 00-12087	ASP # 21484	N/A	SA 479 TY 316	N/A	Replace- ment	No

7. Description of work. Replace valve 1-CS-535 as per 1-DCP-622.
8. Test Conducted: Hydrostatic ☐ Pneumatic ☐ Nominal Operating Pressure ☒
 N/A ☐ Other ☐ Pressure N/A psi Test Temp. N/A °F

NOTE: Supplemental sheets in form of lists, sketches, or drawings may be used, provided (1) size is 8-1/2 in. x 11 in., (2) information in items 1 through 6 on this report is included on each sheet, and (3) each sheet is numbered and the number of sheets is recorded at the top of this form.

202-563

NIS-2-416-00

FORM NIS-2 (Back)

9. Remarks Fit Up and Final VT; Final PT and RT Acceptable
Applicable Manufacturer's Data Reports to be attached

Ref. JOA: C48716-04

Design Change 1-DCP-622

Repair / Replacement Plan C48716-04

ISI Class 2

CERTIFICATE OF COMPLIANCE

We certify that the statements made in the report are correct and this
REPLACEMENT conforms to the rules of the ASME Code, Section XI.
 Repair or replacement

Type Code Symbol Stamp N/ACertificate of Authorization No. N/A Expiration Date N/A

Signed *Conrad V. Reid* Date November 18, 2000
Conrad V. Reid, Senior Planner
 Owner or Owner's Designee, Title

CERTIFICATE OF INSERVICE INSPECTION

I, the undersigned, holding a valid commission issued by the National Board of Boiler And Pressure Vessel Inspectors and the State or Province of Michigan and employed by FACTORY MUTUAL INSURANCE Co. of Johnston, R.I. 02919 Have inspected the components described in this Owner's Report during the period 11-22-99 to 12-15-00, and state that to the best of my knowledge and belief, the Owner has performed examinations and taken corrective measures described in this Owner's Report in accordance with the requirements of the ASME Code, Section XI.

By signing this certificate neither the Inspector nor his employer makes any Warranty, expressed or implied, concerning the examinations and corrective measures Described in this Owner's Report. Furthermore, neither the Inspector nor his Employer shall be liable in any manner for any personal injury or property damage or a loss of any kind arising from or connected with this inspection.

W. J. McIntosh Commissions MICHIGAN, ENDORSE
 Inspector's Signature National Board, State, Province, Endorsements

Date December 15 2000

FORM NIS-2 OWNER'S REPORT FOR REPAIRS OR REPLACEMENTS

As Required by the Provisions of the ASME Code Section XI

203-563

NIS-2-346-00

1. Owner AMERICAN ELECTRIC POWER COMPANY
 Name
P.O. Box 60 Fort Wayne, IN 46801
 Address
2. Plant D.C. COOK NUCLEAR POWER PLANT
 Name
One Cook Place, Bridgman, MI 49106
 Address
3. Work Performed by Installation Services
 Name
Same as #2
 Address
- Date July 24, 2000
- Sheet 1 of 2
- Unit # 1
C48716-15
- Repair Org. P.O. No., Job No., etc
 Type Code Symbol Stamp N/A
 Authorization No. N/A
 Expiration Date N/A
4. Identification of System Chemical and Volume Control ASME CODE CLASS 2
5. (a) Applicable Const. Code ANSI B31.1 19 83Ed., N/A Add. N416-1 Code Case 24401
 (b) Applicable Edition of Section XI Utilized for Repairs or Replacements 1989
6. Identification of Components Repaired or Replaced and Replacement Components

Name of Component	Name of Manufacturer	Manuf. Serial No.	Nat. Board No.	Other Identification	Year Built	Repaired Replaced or Replacement	ASME Code Stamped (Yes or No)
Weld Filler Metal 3/32"	M&E# 30-044988	ASP# 19186	N/A	ER 308	N/A	Replacement	No
Weld Filler Metal 1/8"	M&E# 30-044990	ASP# 21073	N/A	ER 308L	N/A	Replacement	No

7. Description of work Excavate weld metal and redeposit to bring flanges back into alignment. No system breach was done therefore no VT-2 was needed.

8. Test Conducted: Hydrostatic ☐ Pneumatic ☐ Nominal Operating Pressure ☐
 N/A ☒ Other ☐ Pressure N/A psi Test Temp. N/A °F

NOTE: Supplemental sheets in form of lists, sketches, or drawings may be used, provided (1) size is 8-1/2 in. x 11 in., (2) information in items 1 through 6 on this report is included on each sheet, and (3) each sheet is numbered and the number of sheets is recorded at the top of this form.

FORM NIS-2 (Back)

- | | | |
|----|---------|--|
| 9. | Remarks | VT and PT of excavation plus VT, PT, and RT of final weld
Applicable Manufacturer's Data Reports to be attached |
|----|---------|--|

Reference JO: C48719-15

Design Change: 1-DCP-622

Repair/Replacement Plan: C48719-15

ISI Class: 2

CERTIFICATE OF COMPLIANCE

We certify that the statements made in the report are correct and this
REPLACEMENT conforms to the rules of the ASME Code, Section XI.
Repair or replacement

Type Code Symbol Stamp N/A

Certificate of Authorization No. N/A Expiration Date N/A

Signed Conrad V Reid, Senior Planner Date July 24, 2000
Owner or Owner's Designee, Title

CERTIFICATE OF INSERVICE INSPECTION

I, the undersigned, holding a valid commission issued by the National Board of Boiler And Pressure Vessel Inspectors and the State or Province of Michigan and employed by FACTORY MUTUAL INSURANCE Co. of Johnston, R.I. 02919 Have inspected the components described in this Owner's Report during the period 12-24-99 to 9-2-00, and state that to the best of my knowledge and belief, the Owner has performed examinations and taken corrective measures described in this Owner's Report in accordance with the requirements of the ASME Code, Section XI.

By signing this certificate neither the Inspector nor his employer makes any Warranty, expressed or implied, concerning the examinations and corrective measures Described in this Owner's Report. Furthermore, neither the Inspector nor his Employer shall be liable in any manner for any personal injury or property damage or a loss of any kind arising from or connected with this inspection.

Inspector's Signature Commissions MICH 0055, ENL NEI
National Board, State, Province, Endorsements

Date Sept 2 2000

FORM NIS-2 OWNER'S REPORT FOR REPAIRS OR REPLACEMENTS

As Required by the Provisions of the ASME Code Section XI

205-563

NIS-2-415-00

1. Owner AMERICAN ELECTRIC POWER COMPANY
Name

P.O. Box 60 Fort Wayne, IN 46801
Address

Date November 18, 2000

Sheet 1 of 2

2. Plant D.C. COOK NUCLEAR POWER PLANT
Name

One Cook Place, Bridgman, MI 49106
Address

Unit 1

C48717-04

3. Work Performed by Installation Services
Name

Same as #2

Repair Org. P.O. No., Job No., etc

Type Code Symbol Stamp N/A

Authorization No. N/A

Expiration Date N/A

4. Identification of System. CHEMICAL CONTROL AND VOLUME (CVCS) ASME CODE CLASS 2

5. (a) Applicable Const. Code ANSI B31.1 19 83Ed., N/A Add. N416-1 Code Case

(b) Applicable Edition of Section XI Utilized for Repairs or Replacements 1989

6. Identification of Components Repaired or Replaced and Replacement Components

Name of Component	Name of Manufacturer	Manuf. Serial No.	Nat. Board No.	Other Identification	Year Built	Repaired Replaced or Replacement	ASME Code Stamped (Yes or No)
4" BALL VLV SCH 120 BNL INDUSTRIES LL VALVE BV-B2-40- 0017	M&E # 00-12088	ASP # 21484	N/A	SA 479 TY 316	N/A	Replace- ment	No

7. Description of work. Replace valve 1-CS-536 as per 1-DCP-622.

8. Test Conducted: Hydrostatic ☐ Pneumatic ☐ Nominal Operating Pressure ☒
N/A ☐ Other ☐ Pressure N/A psi Test Temp. N/A °F

NOTE: Supplemental sheets in form of lists, sketches, or drawings may be used, provided (1) size is 8-1/2 in. x 11 in., (2) information in items 1 through 6 on this report is included on each sheet, and (3) each sheet is numbered and the number of sheets is recorded at the top of this form.

206-563

Page 2 of 2

NIS-2-415-00

FORM NIS-2 (Back)

9. Remarks Fit up and Final VT; Final PT and RT Acceptable
Applicable Manufacturer's Data Reports to be attached

Ref. JOA: C48717-04Design Change 1-DCP-622Repair / Replacement Plan C48717-04ISI Class 2

CERTIFICATE OF COMPLIANCE

We certify that the statements made in the report are correct and this
REPLACEMENT conforms to the rules of the ASME Code, Section XI.
Repair or replacement

Type Code Symbol Stamp N/ACertificate of Authorization No. N/A Expiration Date N/A

Signed Conrad V Reid, Senior Planner Date November 18, 2000
Owner or Owner's Designee, Title

CERTIFICATE OF INSERVICE INSPECTION

I, the undersigned, holding a valid commission issued by the National Board of Boiler And Pressure Vessel Inspectors and the State or Province of Michigan and employed by FACTORY MUTUAL INSURANCE Co. of Johnston, R.I. 02919 Have inspected the components described in this Owner's Report during the period 12-2-99 to 12-15-00, and state that to the best of my knowledge and belief, the Owner has performed examinations and taken corrective measures described in this Owner's Report in accordance with the requirements of the ASME Code, Section XI.

By signing this certificate neither the Inspector nor his employer makes any Warranty, expressed or implied, concerning the examinations and corrective measures Described in this Owner's Report. Furthermore, neither the Inspector nor his Employer shall be liable in any manner for any personal injury or property damage or a loss of any kind arising from or connected with this inspection.

MR. M. Montemayor Commissions MICH 0255, EN 2 NSE
Inspector's Signature National Board, State, Province, Endorsements

Date December 15 2000

207-563

FORM NIS-2 OWNER'S REPORT FOR REPAIRS OR REPLACEMENTS
As Required by the Provisions for the ASME Code Section XI

1. Owner: AMERICAN ELECTRIC POWER Date Performed: 07-12-00
P.O. Box 60 Fort Wayne IN 46801 Unit# 1
2. Plant: D.C.Cook Nuclear Power Plant Job Order# C0048910-01
One Cook Place, Bridgman, MI 49106 Component# 1-SI-120N
3. Work Performed by: AEP/D.C. COOK Maintenance Department
4. Identification of System: SAFTEY INJECTION
5. (a) Applicable Construction Code: ANSI B31.1, 1983 Ed. NO Add., Code Case:
 (b) Applicable Edition of Section XI Utilized for Repairs or Replacements: 1989, No Addenda
6. Identification of Components Repaired or Replaced and Replacement Components

Name of Component	ASME,ASTM or AISI designation:	Name of Manufacture	Material Identification: M&E# ASP# P.O.#	Year built	Repaired Or Replaced	ASME Code Stamped Yes/No
1-SI-120N						
STEM	ASTM# SA-479-316	N/A	M&E# 30-035558 ASP# 12589	N/A	REPLACED	NO
BONNET	SA-N60D-C1	N/A	M&E# 30-035398 ASP# 15187	N/A	REPLACED	NO

7. Hydrostatic NA Pneumatic NA Nomial Operating Pressure N/ANDE:

Pressure: psi Test Temperature F.

Description of Work: The valve was disassembled cleaned and inspected. QC was there.

A new stem & bonnet chamber were installed.

Job Order/File: C0048910-01

ISI CLASS 2

CERTIFICATE OF COMPLIANCE

We certify that the statements made in the report are correct and this repair and/or replacement conforms to the rules of the ASME Code, Section XI repair or replacement.

Type Code Symbol Stamp NA

Certificate of Authorization No. NA Expiration Date NA

Signed: Dewayne Timmons Maint. Welding Supervisor Date 11-12-00
Owner or Owner's Designee, Title

CERTIFICATE OF INSERVICE INSPECTION

I, the undersigned, holding a valid commission issued by the National Board of Boiler Pressure Vessel Inspectors and the State of Providence of Michigan and employed by FMIC OF JOHNSTON RI.

have inspected the components described in this Owner's Report during the period 04-24-99 to 01-03-01, and state that to the best of my knowledge and belief, the Owner has performed examinations and taken corrective measures described in this Owner's Report in accordance with the requirements of the ASME Code, Section XI

By signing this certificate neither the Inspector nor his employer makes any warranty, expressed or implied, concerning the examinations and corrective measures described in this Owner's Report. Furthermore, neither the Inspector nor his employer shall be liable in any manner for any personal injury or property damage or of loss of any kind arising from or connected with this inspection.

Mike Waterspauk Commissions MICH 0055, END NIT
Inspector's Signature National Board, State, Province, Endorsements

Date: Jan 03 18 2001

FORM NIS-2 OWNER'S REPORT FOR REPAIRS OR REPLACEMENTS

As Required by the Provisions of the ASME Code Section XI

209-563

Owner AMERICAN ELECTRIC POWER COMPANY

Date January 17, 2001

Name

P.O. Box 60 Fort Wayne, IN 46801

Sheet 1 of 2

Address

2. Plant D.C. COOK NUCLEAR POWER PLANT

Unit # 1

Name

One Cook Place, Bridgman, MI 49106

C50418-03

Address

3. Work Performed by Installation Services

Repair Org. P.O. No., Job No., etc

Type Code Symbol Stamp N/A

Name

Authorization No. N/A

Same as #2

Expiration Date N/A

Address

4. Identification of System Residual Heat Removal ASME CODE CLASS 2

5. (a) Applicable Const. Code ANSI B31.1 19 83Ed. N/A Add. N/A Code Case

(b) Applicable Edition of Section XI Utilized for Repairs or Replacements 1989

6. Identification of Components Repaired or Replaced and Replacement Components

Name of Component	Name of Manufacturer	Manuf. Serial No.	Nat. Board No.	Other Identification	Year Built	Repaired Replaced or Replacement	ASME Code Stamped (Yes or No)
Flanges Down Stream 1-IMO-331 3/4" Heavy Hex Nuts	M&E# 30-212100	ASP# 23049	N/A	SA194 Grade 8F	N/A	Replacement	No
3/4" All Thread Rod	M&E# 30-212295	ASP# 19160	N/A	SA453 Grade 660	N/A	Replacement	No

7. Description of work Replace Bolting on Flanges Downstream of Valve 1-IMO-331

8. Test Conducted: Hydrostatic ☐ Pneumatic ☐ Nominal Operating Pressure ☐
N/A ☒ Other ☐ Pressure N/A psi Test Temp. N/A °F

NOTE: Supplemental sheets in form of lists, sketches, or drawings may be used, provided (1) size is 8-1/2 in. x 11 in., (2) information in items 1 through 6 on this report is included on each sheet, and (3) each sheet is numbered and the number of sheets is recorded at the top of this form.

210-563

Page 2 of 2

FORM NIS-2 (Back)

Remarks

Applicable Manufacturer's Data Reports to be attached

Ref. JO: C50418-03

Design Change: N/A

Repair/Replacement Plan: C50418-03

ISI Class: 2

CERTIFICATE OF COMPLIANCE

We certify that the statements made in the report are correct and this
REPLACEMENT conforms to the rules of the ASME Code, Section XI.
 Repair or replacement

Type Code Symbol Stamp N/ACertificate of Authorization No. N/A Expiration Date N/A

Signed



Date

1-19-01, 20 01

Owner or Owner's Designee, Title

CERTIFICATE OF INSERVICE INSPECTION

I, the undersigned, holding a valid commission issued by the National Board of Boiler And Pressure Vessel Inspectors and the State or Province of Michigan and employed by FACTORY MUTUAL INSURANCE Co. of Johnston, R.I. 02919 Have inspected the components described in this Owner's Report during the period 10-6-00 to 1-23-01, and state that to the best of my knowledge and belief, the Owner has performed examinations and taken corrective measures described in this Owner's Report in accordance with the requirements of the ASME Code, Section XI.

By signing this certificate neither the Inspector nor his employer makes any Warranty, expressed or implied, concerning the examinations and corrective measures Described in this Owner's Report. Furthermore, neither the Inspector nor his Employer shall be liable in any manner for any personal injury or property damage or a loss of any kind arising from or connected with this inspection.



Inspector's Signature

Commissions

Mich 0055, EN2NFI

National Board, State, Province, Endorsements

Date JAN 23 20 01

FORM NIS-2 OWNER'S REPORT FOR REPAIRS OR REPLACEMENTS

As Required by the Provisions of the ASME Code Section XI

211-563

Owner AMERICAN ELECTRIC POWER COMPANY Date January 17, 2001
P.O. Box 60 Fort Wayne, IN 46801 Sheet 1 of 2
Address Unit # 1
 2. Plant D.C. COOK NUCLEAR POWER PLANT C50418-04
One Cook Place, Bridgman, MI 49106 Repair Org. P.O. No., Job No., etc
Address Type Code Symbol Stamp N/A
 3. Work Performed by Installation Services Authorization No. N/A
Same as #2 Name Expiration Date N/A
Address

4. Identification of System Residual Heat Removal ASME CODE CLASS 2
 5. (a) Applicable Const. Code ANSI B31.1 19 83Ed. N/A Add. N/A Code Case
 (b) Applicable Edition of Section XI Utilized for Repairs or Replacements 1989
 6. Identification of Components Repaired or Replaced and Replacement Components

Name of Component	Name of Manufacturer	Manuf. Serial No.	Nat. Board No.	Other Identification	Year Built	Repaired Replaced or Replacement	ASME Code Stamped (Yes or No)
Flanges Down Stream 1-IMO-330 3/4" Heavy Hex Nuts	M&E# 30-212100	ASP# 23049	N/A	SA194 Grade 8F	N/A	Replace- ment	No
3/4" All Thread Rod	M&E# 30-212295	ASP# 19160	N/A	SA453 Grade 660	N/A	Replace- ment	No

7. Description of work Replace Bolting on Flanges Downstream of Valve 1-IMO-330

8. Test Conducted: Hydrostatic ☐ Pneumatic ☐ Nominal Operating Pressure ☐
 N/A ☒ Other ☐ Pressure N/A psi Test Temp. N/A °F

NOTE: Supplemental sheets in form of lists, sketches, or drawings may be used, provided (1) size is 8-1/2 in. x 11 in., (2) information in items 1 through 6 on this report is included on each sheet, and (3) each sheet is numbered and the number of sheets is recorded at the top of this form.

212-563

FORM NIS-2 (Back)

Remarks

Applicable Manufacturer's Data Reports to be attached

Ref. JO: C50418-04

Design Change: N/A

Repair/Replacement Plan: C50418-04

ISI Class: 2

CERTIFICATE OF COMPLIANCE

We certify that the statements made in the report are correct and this
REPLACEMENT conforms to the rules of the ASME Code, Section XI.
 Repair or replacement

Type Code Symbol Stamp N/ACertificate of Authorization No. N/A Expiration Date N/A

Signed

Dwight Timmons
 Owner or Owner's Designee, Title

Date

1-19-01, 20 01

CERTIFICATE OF INSERVICE INSPECTION

I, the undersigned, holding a valid commission issued by the National Board of Boiler And Pressure Vessel Inspectors and the State or Province of Michigan and employed by FACTORY MUTUAL INSURANCE Co. of Johnston, R.I. 02919 Have inspected the components described in this Owner's Report during the period 10-6-00 to 01-26-01, and state that to the best of my knowledge and belief, the Owner has performed examinations and taken corrective measures described in this Owner's Report in accordance with the requirements of the ASME Code, Section XI.

By signing this certificate neither the Inspector nor his employer makes any Warranty, expressed or implied, concerning the examinations and corrective measures Described in this Owner's Report. Furthermore, neither the Inspector nor his Employer shall be liable in any manner for any personal injury or property damage or a loss of any kind arising from or connected with this inspection.

Mike Winterpough
 Inspector's Signature

Commissions

Mich 0055, END NFI

National Board, State, Province, Endorsements

Date Jan 26 20 01

213-563

FORM NIS-2 OWNER'S REPORT FOR REPAIRS OR REPLACEMENTS

As Required by the Provisions for the ASME Code Section XI

1. Owner: AMERICAN ELECTRIC POWER Date Performed: 10-11-00
P.O. Box 60 Fort Wayne IN 46801 Unit# 1
2. Plant: D.C. Cook Nuclear Power Plant Job Order# C0050418-05
One Cook Place, Bridgman, MI 49106 Component# 1-CTS-23
3. Work Performed by: AEP/D.C. COOK Maintenance Department
4. Identification of System: PIPE
5. (a) Applicable Construction Code: ANSI B31.1, 1983 Ed. NO Add., Code Case: _____
 (b) Applicable Edition of Section XI Utilized for Repairs or Replacements: 1989, No Addenda
6. Identification of Components Repaired or Replaced and Replacement Components

Name of Component	ASME, ASTM or AISI designation:	Name of Manufacture	Material Identification: M&E# ASP# P.O.#	Year built	Repaired Or Replaced	ASME Code Stamped Yes/No
1-CTS-23						
STUDS	ASME# SA-453 GR-660	N/A	M&E# 30-212295 ASP# 19160	N/A	REPLACED	NO
NUTS	ASME# 194 (SA) GR-8F	N/A	M&E# 30-2122100 ASP# 23049	N/A	REPLACED	NO
.

7. Hydrostatic NA Pneumatic NA Nomial Operating Pressure N/ANDE:Pressure: psi Test Temperature F.

214-563

Description of Work: The flange bolting issue was corrected by installing new bolts and nuts..

Job Order/File: C0050418-05 **ISI CLASS** 2

CERTIFICATE OF COMPLIANCE

We certify that the statements made in the report are correct and this repair and/or replacement conforms to the rules of the ASME Code, Section XI repair or replacement.

Type Code Symbol Stamp NA

Certificate of Authorization No. NA Expiration Date NA

Signed: Dewayne Timmons Maint. Welding Supervisor Date 1-31-01
Owner or Owner's Designee, Title

CERTIFICATE OF INSERVICE INSPECTION

I, the undersigned, holding a valid commission issued by the National Board of Boiler Pressure Vessel Inspectors and the State of Providence of Michigan and employed by FMIC OF JOHNSTON RI.

have inspected the components described in this Owner's Report during the period 12-6-00 to 2-2-1, and state that to the best of my knowledge and belief, the Owner has performed examinations and taken corrective measures described in this Owner's Report in accordance with the requirements of the ASME Code, Section XI

By signing this certificate neither the Inspector nor his employer makes any warranty, expressed or implied, concerning the examinations and corrective measures described in this Owner's Report. Furthermore, neither the Inspector nor his employer shall be liable in any manner for any personal injury or property damage or of loss of any kind arising from or connected with this inspection.

MR. Winterpough Commissions MICH 0055, END NFI
Inspector's Signature National Board, State, Province, Endorsements

Date: FEB 2 18 2001

FORM NIS-2 OWNER'S REPORT FOR REPAIRS OR REPLACEMENTS

As Required by the Provisions of the ASME Code Section XI

215-563

Owner AMERICAN ELECTRIC POWER COMPANY
Name

P.O. Box 60 Fort Wayne, IN 46801
Address

Date January 17, 2001

Sheet 1 of 2

2. Plant D.C. COOK NUCLEAR POWER PLANT
Name

One Cook Place, Bridgman, MI 49106
Address

Unit # 1

3. Work Performed by Installation Services
Name

Same as #2

C50418-06

Repair Org. P.O. No., Job No., etc

Type Code Symbol Stamp N/A

Authorization No. N/A

Expiration Date N/A

4. Identification of System Containment Spray ASME CODE CLASS 2

5. (a) Applicable Const. Code ANSI B31.1 19 83Ed., N/A Add. N/A Code Case

(b) Applicable Edition of Section XI Utilized for Repairs or Replacements 1989

6. Identification of Components Repaired or Replaced and Replacement Components

Name of Component	Name of Manufacturer	Manuf. Serial No.	Nat. Board No.	Other Identification	Year Built	Repaired Replaced or Replacement	ASME Code Stamped (Yes or No)
Flanges Down Stream 1-CTS-128E 3/4" Heavy Hex Nuts	M&E# 30-212100	ASP# 23049	N/A	SA194 Grade 8F	N/A	Replacement	No
3/4" All Thread Rod	M&E# 30-212295	ASP# 19160	N/A	SA453 Grade 660	N/A	Replacement	No

7. Description of work Replace Bolting on Flanges Downstream of Valve 1-CTS-128E

8. Test Conducted: Hydrostatic ☐ Pneumatic ☐ Nominal Operating Pressure ☐
N/A ☒ Other ☐ Pressure N/A psi Test Temp. N/A °F

NOTE: Supplemental sheets in form of lists, sketches, or drawings may be used, provided (1) size is 8-1/2 in. x 11 in., (2) information in items 1 through 6 on this report is included on each sheet, and (3) each sheet is numbered and the number of sheets is recorded at the top of this form.

FORM NIS-2 (Back)

Remarks

Applicable Manufacturer's Data Reports to be attached

Ref. JO: C50418-06

Design Change: N/A

Repair/Replacement Plan: C50418-06

ISI Class: 2

CERTIFICATE OF COMPLIANCE

We certify that the statements made in the report are correct and this
REPLACEMENT conforms to the rules of the ASME Code, Section XI.
 Repair or replacement

Type	Code	Symbol	Stamp	N/A
------	------	--------	-------	-----

Certificate of Authorization No. N/A Expiration Date N/A

Signed: Barbara A. Timmons Date 1-23-01, 20 01
Owner or Owner's Designee, Title

Owner or Owner's Designee, Title

CERTIFICATE OF INSERVICE INSPECTION

I, the undersigned, holding a valid commission issued by the National Board of Boiler And Pressure Vessel Inspectors and the State or Province of Michigan and employed by FACTORY MUTUAL INSURANCE Co. of Johnston, R.I. 02919 Have inspected the components described in this Owner's Report during the period 10-9-00 to 01-24-01, and state that to the best of my knowledge and belief, the Owner has performed examinations and taken corrective measures described in this Owner's Report in accordance with the requirements of the ASME Code, Section XI.

By signing this certificate neither the Inspector nor his employer makes any Warranty, expressed or implied, concerning the examinations and corrective measures Described in this Owner's Report. Furthermore, neither the Inspector nor his Employer shall be liable in any manner for any personal injury or property damage or a loss of any kind arising from or connected with this inspection.

W. E. Minter Commissions Mich 0055, EN IN I
Inspector's Signature National Board, State, Province, Endorsements

Date JAN 24 20 01