

Southern Nuclear Operating Company, Inc.

Vogtle Electric Generating Plant
Post Office Box 1600
Waynesboro, Georgia 30830

Tel 706.826.4209
Fax 706.826.3321



February 27, 2001

U. S. Nuclear Regulatory Commission
ATTN: Document Control Desk
Washington, DC 20555

NOG- 01168

**VOGTLE ELECTRIC GENERATING PLANT
EMERGENCY PLAN IMPLEMENTING PROCEDURE REVISION**

Gentlemen:

In accordance with 10 CFR 50.4, as required by 10 CFR 50, Appendix E, Part V, Southern Nuclear hereby submits the following revision(s) to the Vogtle Emergency Plan Implementing Procedure(s):

<u>Procedure</u>	<u>Revision</u>	<u>Effective Date</u>
91104-C	16	02/15/01

By copy of this letter, the NRC Region II Administrator and the Site NRC Senior Resident Inspector will receive one copy each of the revision(s).

Please contact Angel Cardona at (706) 826-3114 if you have questions.

Sincerely,

Jeffrey T. Gasser
General Manager

JTG:AEC:jmm

Enclosure: Emergency Plan Implementing Procedure(s)

A045

U. S. Nuclear Regulatory Commission

Page 2

xc: Southern Nuclear
 Mr. J. B. Beasley, Jr.
 Mr. L. A. Ward
 NORMS


Shaw, Pittman, Potts & Trowbridge
 Mr. E. L. Blake, Jr., Attorney-at-Law (with attachment)

Troutman & Sanders
 Mr. A. H. Dombey, Attorney-at-Law (with attachment)

U. S. Nuclear Regulatory Commission
 Mr. L. Reyes, Regional Administrator (with attachment – one copy)
 Mr. J. Zeiler, NRC Senior Resident Inspector, Vogtle (with attachment – one copy)

SOUTHERN COMPANY
Energy to Serve Your World

FEB 21 2001

Approved By J. T. Gasser	Vogtle Electric Generating Plant 	Procedure Number 91104-C	Rev 16
Date Approved 02/15/2001	DUTIES OF THE OSC MANAGER	Page Number 1 of 13	

REFERENCE USE PROCEDURE

PRB REVIEW REQUIRED

1.0 PURPOSE

The purpose of this procedure is to provide instructions to the Operations Support Center (OSC) Manager for overall direction of the OSC.

2.0 RESPONSIBILITIES

2.1 OSC MANAGER

2.1.1 The OSC Manager shall have the following responsibilities:

2.1.1.1 Managing the OSC and directing OSC emergency response personnel.

2.1.1.2 Coordinating staff resources available in the OSC and ensuring proper composition of Radiological Emergency Teams (RETs)

2.1.1.3 Allocating emergency equipment and supplies.

2.1.1.4 Supervising the movement of OSC personnel in the plant and onsite except those assigned to the Technical Support Center (TSC), Security Department, Control Room and those assigned to In-Plant or Field Monitoring Teams.

2.1.1.5 Ensuring that all VEGP employees and vendor/contractors reporting to the OSC meet the requirements of the Fitness For Duty (FFD) policy for recall of off-duty personnel.

2.1.1.6 Ensuring that all teams receive a proper briefing to include radiological conditions.

2.1.1.7 Conducting and maintaining personnel accountability for those personnel assigned to the OSC.


2.1.1.8 Ordering evacuation of OSC if needed.

3.0 PREREQUISITES

An Alert, Site Area Emergency or General Emergency has been declared or the Emergency Director (ED) has ordered activation of the OSC.

4.0 PRECAUTIONS

4.1 This procedure shall not take priority over measures required to maintain or restore the plant to a safe operating condition.

Approved By J. T. Gasser	Vogtle Electric Generating Plant 	Procedure Number 91104-C	Rev 16
Date Approved 02/15/2001	DUTIES OF THE OSC MANAGER	Page Number 2 of 13	

4.2 This procedure does not replace any operating procedure. During an emergency condition, the OSC Manager will continue to use appropriate plant procedures in parallel with this and other Emergency Plan Implementing Procedures.

5.0 PROCEDURE

5.1 OSC ACTIVATION

The OSC Manager shall report to the OSC, receive a briefing from the TSC Manager or ED (TSC not activated) and implement the OSC Manager's Checklist.

5.2 STAFF SUPERVISION

5.2.1 The OSC Manager shall provide direction to the activities of the OSC Staff which may consist of the following:

5.2.1.1 Health Physics/Chemistry Foreman

5.2.1.2 Maintenance Foreman (Mechanical)

5.2.1.3 Maintenance Foreman (Electrical)

5.2.1.4 I&C Foreman

5.2.1.5 I&C Technicians

5.2.1.6 Mechanics

5.2.1.7 Electricians

5.2.1.8 HP Technicians


5.2.1.9 Chemistry Technicians

5.2.1.10 Plant Equipment Operators

5.2.1.11 Off-Shift Personnel or others assigned to OSC

5.2.1.12 OSC Status Loop Communicator (s)

5.2.2 In addition to providing manpower for Emergency Teams, OSC Staff should be employed to assist in developing possible preventive and corrective actions.

Approved By J. T. Gasser	Vogtle Electric Generating Plant 	Procedure Number 91104-C	Rev 16
Date Approved 02/15/2001	DUTIES OF THE OSC MANAGER	Page Number 3 of 13	

6.0 REFERENCES

6.1 VEGP EMERGENCY PLAN

6.2 PROCEDURES

6.2.1 91101-C, "Emergency Response Organization"

6.2.2 91202-C, "Activation And Operation Of The OSC"

6.2.3 91204-C, "Emergency Response Communications"

6.2.4 91301-C, "Emergency Exposure Guidelines"

6.2.5 91302-C, "In-Plant Sampling And Surveys"

6.2.6 91303-C, "Field Sampling And Surveys"

6.2.7 91305-C, "Protective Action Guidelines"

6.2.8 91306-C, "Contamination Monitoring And Decontamination"


6.2.9 91307-C, "Contaminated Injury"

6.2.10 91401-C, "Assembly And Accountability"

6.2.11 92000-C, "Fire Protection Program"

6.3 NUREG-0654, FEMA-REP-1, Rev. 1, "Criteria for Preparation and Evaluation of Radiological Emergency Response Plans and Preparedness in Support of Nuclear Power Plants"

END OF PROCEDURE TEXT

Approved By J. T. Gasser	Vogtle Electric Generating Plant 	Procedure Number 91104-C	Rev 16
Date Approved 02/15/2001	DUTIES OF THE OSC MANAGER	Page Number 4 of 13	

OSC MANAGER CHECKLIST

Sheet 1 of 10

DESIGNEES:


- Maintenance Manager
- Maintenance Superintendent
- Maintenance Team Leader(s)

RESPONSIBILITY:

Perform OSC activation and report readiness to TSC Manager. Coordinate, assemble and dispatch manpower and equipment resources available at the OSC.

INITIAL ACTIONS

1. Report to the OSC (Maintenance Building, second floor lunch room).
2. Sign in on Emergency Response Facility Roster, Data Sheet 1 in Procedure 91202-C, "Activation And Operation of the Operations Support Center" and badge in on the OSC ACAT.
3. Assign an individual to ensure that all personnel reporting to the OSC sign in on the Emergency Response Facility Roster and badge in on the OSC ACAT.
4. Obtain OSC Managers Handbook and emergency identification badge.
5. Direct an individual to complete the OSC Activation Checklist in Procedure 91202-C.
6. As designated OSC staff begin reporting to the OSC, ensure they obtain copies of procedures, checklists and other supplies from OSC supply lockers.
7. When personnel, equipment and supplies are in a state of readiness to support the emergency, activate the OSC and inform the TSC Manager or ED in the Control Room (TSC not activated) that the OSC is activated. Maintain communications log and status boards. Provide an initial briefing.
8. Conduct personnel accountability of OSC staff (Procedure 91401-C, "Assembly And Accountability").
 - a. Ensure all personnel log in on OSC ACAT.
 - b. In addition, obtain the name and badge number (not ACAD) of all personnel and record on Data Sheet 2 or equivalent of Procedure 91401-C, "Assembly And Accountability".
 - c. If the ACAT is not operational, deliver a copy of the OSC Emergency Response Facility Roster to the PESB within 20 minutes.

Approved By J. T. Gasser	Vogtle Electric Generating Plant 	Procedure Number 91104-C	Rev 16
Date Approved 02/15/2001	DUTIES OF THE OSC MANAGER	Page Number 5 of 13	

OSC MANAGER CHECKLIST

Sheet 2 of 10

INITIAL ACTIONS (CONT'D)

9. Dispatch visitors and non-essential personnel to the Administration Building.
10. Designate HP Technician(s) to staff the Health Physics (HP) access control point if not completed by HP Supervisor in the TSC.

NOTE


The initial field monitoring team will be briefed and dispatched by the TSC.

11. Form and dispatch (Notify the EOF Manager or TSC Manager) the second field monitoring team. Dispatch the third team if requested by the Dose Assessment Manager.

NOTE

Consult with HP Supervisor in TSC or HP Foreman to determine appropriate relocation center.

12. Assign a HP Technician or other qualified HP staff member to report with Evacuation Leader (Security Officer) to the offsite relocation center at an Alert to set up for contamination monitoring and decontamination should a Site Evacuation be ordered.
13. Ensure that ALL VEGP employees and vendor/contractors reporting to the OSC meet the requirements of the Fitness For Duty (FFD) policy for recall of off-duty personnel. The Safety and Health Department is available to help make FFD determinations.
14. Establish communications per Procedure 91204-C, "Emergency Response Communications."

Approved By J. T. Gasser	Vogtle Electric Generating Plant 	Procedure Number 91104-C	Rev 16
Date Approved 02/15/2001	DUTIES OF THE OSC MANAGER	Page Number 6 of 13	

OSC MANAGER CHECKLIST

Sheet 3 of 10

INITIAL ACTIONS (CONT'D)

15. The OSC Manager has the option to release excess personnel to:

- a. Be sent home, after logging out, with instructions to return for a later shift or
- b. The maintenance building to relieve overcrowding.

If the OSC Manager elects option b the following steps should be taken:

- Designate personnel who can leave the OSC and have them log out.
- Instruct them not to leave the maintenance building unless approved by OSC Manager.
- Instruct remaining personnel not to leave OSC unless they log out and are relieved.
- Instruct all personnel that subsequent briefings will be given over the maintenance building public address system.
- Instruct all personnel to minimize entry and exit of the OSC and to always log in and out when going into and out of the maintenance building.
- Instruct Health Physics to conduct habitability surveys of the maintenance areas when applicable.


SUBSEQUENT ACTIONS

- 1.* Maintain a current Emergency Response Facility Roster including assigned teams.
- 2.* Periodically brief staff of plant conditions and work evolution's.

OSC Habitability and Evacuation

- 1.* If a release has occurred, direct a HP Technician to conduct an area survey inside the OSC.
2. If the survey indicates airborne activity in excess of the criteria detailed in Procedure 91202-C, "Activation And Operation Of The OSC", immediately inform the HP Supervisor (at the TSC, if activated) or the ED (in Control Room if TSC not yet activated).
3. Receive instructions from the TSC Manager or designee concerning OSC evacuation and relocation.
4. Ensure all OSC staff and the OSC tool kit, flashlights, and other appropriate equipment are relocated. Inform the TSC Manager when evacuation and relocation have been completed.

* Continuing Activity

Approved By J. T. Gasser	Vogtle Electric Generating Plant 	Procedure Number 91104-C	Rev 16
Date Approved 02/15/2001	DUTIES OF THE OSC MANAGER	Page Number 7 of 13	

OSC MANAGER CHECKLIST

Sheet 4 of 10


SUBSEQUENT ACTIONS (CONT'D)

Radiological Emergency Teams (RETs) - General

NOTES

- a. To expedite the dispatch of the RETs, direct the appropriate discipline OSC maintenance foreman to form and brief the teams.
 - b. One person teams may be formed, briefed, and dispatched if there are no safety concerns and the radiological conditions are normal. (e.g., person to document control, person to warehouse, person to perform habitability of PESB)
- 1.* Ensure that RETs are staffed according to the requirements of the assignment and are properly briefed and equipped. (Briefing may occur at TSC or HP Control Point if appropriate.)
 - 2.* Analyze potential exposures of RETs. Consult with the HP Foreman or the HP Supervisor if the TSC has been activated.
 - 3.* If emergency exposures are projected to exceed 10CFR20 limits, ensure authorization has been obtained from the ED and that a Permit for Emergency Radiation Exposure (PERE) has been initiated.
 - 4.* Inform RETs who are expected to receive emergency exposures in excess of 10CFR20 limits, consider the following selection criteria (Procedure 91301-C, "Emergency Exposure Guidelines").
 - a. Personnel should be familiar with the risks of exposure to high radiation levels which are likely during emergency conditions.
 - b. Personnel shall receive a briefing on the emergency situation. For exposures greater than 25 rem, personnel should be volunteers and aware of the risks involved.
 - c. Declared pregnant women shall be excluded from receiving emergency exposures.

* Continuing Activity

Approved By J. T. Gasser	Vogtle Electric Generating Plant 	Procedure Number 91104-C	Rev 16
Date Approved 02/15/2001	DUTIES OF THE OSC MANAGER	Page Number 8 of 13	


OSC MANAGER CHECKLIST

Sheet 5 of 10

SUBSEQUENT ACTIONS (CONT'D)

- d. Emergency exposures in excess of 25 rem, for life saving missions, should be limited to one occurrence in a lifetime.
- e. Administrative methods to minimize personnel exposure to As Low As Reasonably Achievable (ALARA) should remain in effect to the extent consistent with timely rescue, corrective and protective actions.
- f. Personnel should wear dosimeters of a type and range appropriate for the anticipated exposure.
- g. Protective clothing, respirators, self-contained breathing apparatus, and thyroid blocking agents (i.e., KI-Potassium Iodide) should be used as appropriate for the situation.
- 5.* Ensure that Radiation Work Permits (as time permits) or PERE have been properly completed.
- 6.* As necessary, ensure that potassium iodide (KI) is available for distribution to RETs.
- 7.* Designate one person on each RET to be the RET Leader and instruct him to contact the OSC Communicator/Recorder at least every one-half hour via radio or plant telephone. In-Plant Monitoring Teams are to be instructed to contact HP Supervision via HP Control Point.
- 8.* Appoint an on-the-scene response leader when teams from different disciplines or departments are dispatched in response to a plant emergency event.
- 9.* When briefing RETs, include the following information:
 - a. Radiological conditions (high external radiation levels, surface or airborne contamination), ALARA, and stay times. (This step may be performed at the HP control point.)
 - b. Other emergency conditions and hazards (fire, steam, etc.)
 - c. Equipment and supplies needed and location.
 - d. Special instructions on communications.
 - e. Radiation Work Permit and/or PERE, as appropriate. Ensure RET is familiar with restrictions.

* Continuing Activity

Approved By J. T. Gasser	Vogtle Electric Generating Plant 	Procedure Number 91104-C	Rev 16
Date Approved 02/15/2001	DUTIES OF THE OSC MANAGER	Page Number 9 of 13	

OSC MANAGER CHECKLIST

Sheet 6 of 10


SUBSEQUENT ACTIONS (CONT'D)

- f. Use of potassium iodide per Procedure 91305-C, "Protective Action Guidelines".
- g. Other information provided in checklist under specific area.
- 10.* Track movements of RETs and have the OSC Communicator/Recorder or other OSC staff record team locations and other pertinent data on Status Boards.
- 11.* Ensure that teams are debriefed upon return to the OSC and that important information obtained by the team is disseminated to the TSC. Report all unrecorded exposures to the HP Supervisor.

Search and Rescue

- 1. Upon instruction from the ED or TSC Manager, ensure that the following actions are taken to form and dispatch Search and Rescue Team(s).
 - a. Each team consists of at least two members that are familiar with the plant, one must be First-Aid trained.
 - b. At least one is a HP Technician if radiological conditions warrant.
- 2. Obtain information from Security concerning identification and last known location of missing persons.
- 3. Provide team(s) with search and rescue data:
 - a. I.D. of missing person(s).
 - b. Last known location (check Radiation Work Permit if one was issued).
 - c. Job individual(s) was/were working on.
 - d. Pertinent details of plant status.
 - e. Other information provided in checklist under RETs-General.

* Continuing Activity

Approved By J. T. Gasser	Vogtle Electric Generating Plant 	Procedure Number 91104-C	Rev 16
Date Approved 02/15/2001	DUTIES OF THE OSC MANAGER	Page Number 10 of 13	

OSC MANAGER CHECKLIST


Sheet 7 of 10

SUBSEQUENT ACTIONS (CONT'D)

4. If an ambulance is required, perform the following:
 - a. Inform the TSC Manager that an ambulance is required.
 - b. Designate one person to meet, prepare and accompany the ambulance to the injured person (Procedure 91307-C, "Contaminated Injury").
 - c. Inform Security of ambulance arrival (Procedure 91307-C, "Contaminated Injury") to expedite site access and issue dosimetry.

Contaminated Injury

1. Upon instruction from the ED or TSC Manager, form First Aid Team (Procedure 91307-C, "Contaminated Injury").
 - a. Each team consists of at least two members, First-Aid trained.
 - b. At least one is a HP Technician.
2. Obtain information from the TSC Manager or his designee concerning specifics of the contaminated injury and brief the team.
 - a. Number of injured individual(s), names and affiliations.
 - b. Location (unit, building, elevation and column coordinates).
 - c. Injury type and severity.
 - d. Contamination of injured personnel.
3. Ensure that the team understands priorities of treatment of injury, monitoring, and decontamination.
4. Instruct the team to maintain communications with the OSC Communicator/Recorder.
5. Ensure that the HP Technicians are aware of their responsibilities during and after the transport of contaminated injured personnel offsite (see Procedure 91307-C, "Contaminated Injury").

Approved By J. T. Gasser	Vogtle Electric Generating Plant 	Procedure Number 91104-C	Rev 16
Date Approved 02/15/2001	DUTIES OF THE OSC MANAGER	Page Number 11 of 13	

OSC MANAGER CHECKLIST

Sheet 8 of 10


SUBSEQUENT ACTIONS (CONT'D)

Damage Assessment/Control/Repair

1. Receive information from TSC Manager, Maintenance Supervisor and HP Supervisor on the following items.
 - a. Work to be performed, location and route.
 - b. Number of people required.
 - c. Requirements to follow normal work order procedures.
2. Form, brief and dispatch Damage Control Team, upon direction from Control Room or TSC.
 - a. In Contaminated or High Radiation Areas, team shall consist of at least two members, one of whom shall be an HP Technician, and other necessary Technicians or Equipment Operators.
 - b. In the absence of work in high radiation areas, the team must consist of at least two members but need not include an HP Technician.
3. Receive report from RET Leader (or appropriate OSC Supervisor) upon leaving if task cannot be completed in allotted stay time or allotted dose.

In-Plant Monitoring Teams

1. Upon request from the HP Supervisor, form and dispatch In-Plant Monitoring Teams (Procedure 91302-C, "In-Plant Sampling And Surveys").
 - a. Each team consists of at least two members.
 - b. At least one is an HP technician.
2. Ensure that teams understand that they report to the HP Supervisor at the TSC through the HP Control Point.
3. Account for the teams until notified by the HP Supervisor that team accountability has been assumed by the TSC.

Approved By J. T. Gasser	Vogtle Electric Generating Plant 	Procedure Number 91104-C	Rev 16
Date Approved 02/15/2001	DUTIES OF THE OSC MANAGER	Page Number 12 of 13	

OSC MANAGER CHECKLIST

Sheet 9 of 10

SUBSEQUENT ACTIONS (CONT'D)

Field Monitoring Teams

1. Upon activation of the OSC, dispatch two (2) qualified personnel (1 team) per Procedure 91303-C, "Field Sampling And Surveys." Dispatch total of four (4) personnel (2 teams), if requested by the Dose Assessment Manager. Inform the EOF or TSC HP Supervisor when teams have been dispatched.
2. Account for the Field Monitoring Teams until notified by the Dose Assessment Manager or HP Supervisor that team accountability has been assumed by the EOF.

Site Evacuation

1. At the Alert level, dispatch a monitoring team (Health Physics Tech or other qualified HP staff member and Evacuation Leader assigned by Security) to the relocation center designated by the HP Supervisor.
2. When Site Evacuation is ordered, dispatch additional monitoring teams to the relocation center as needed.


Fire

1. Upon instruction from the TSC Manager or the ED, assemble and dispatch personnel to augment the Fire Brigade (Procedure 92000-C, "Fire Protection Program").
2. Inform the TSC Manager if offsite fire fighting assistance is required.

Personnel

- 1.* Hold periodic briefings with key OSC staff to review the status of corrective and protective actions.
2. Perform shift relief (Procedure 91101-C, "Emergency Response Organization").
- 3.* Maintain accountability of all OSC staff by periodically checking on team status and personnel located at OSC.
- 4.* Coordinate OSC personnel requirements with the Support Coordinator or his designee at the TSC.

* Continuing Activity

Approved By J. T. Gasser	Vogtle Electric Generating Plant 	Procedure Number 91104-C	Rev 16
Date Approved 02/15/2001	DUTIES OF THE OSC MANAGER	Page Number 13 of 13	

OSC MANAGER CHECKLIST

Sheet 10 of 10

SUBSEQUENT ACTIONS (CONT'D)

Emergency Equipment and Supplies

- 1.* Manage the allocation of emergency equipment and supplies for the VEGP Emergency Response Teams.
- 2.* As necessary, request additional equipment and supplies via the TSC Support Coordinator.

Relief

1. Complete General Relief Checklist in Procedure 91101-C, "Emergency Response Organization".

Emergency Termination

1. After the emergency condition has been declared terminated, proceed as follows:
 - a. Contact the TSC Manager or the ED to determine if OSC staff will be required during transition to the recovery phase.
 - b. Hold a final briefing with key OSC staff.
 - c. Ensure that all OSC staff are accounted for.
 - d. If Emergency Teams are still on assignment, ensure that they are informed of the transition to recovery phase and related reporting requirements.
 - e. Collect all logs and checklists and provide these to the TSC Manager.
2. Restore the OSC to the ready condition.
3. Inventory and seal all emergency kits.

*** Continuing Activity**