

## **10.0 Class 1 and 2 Repairs and Replacements**

As required by ASME Section XI 1989 Edition, with No Addenda, a record (Form NIS-2) of Class 1 and 2 Repairs and Replacements for work performed is included in this section of the report. Due to station processing and approval time frames, three categories of repair and replacement documentation exist for: 1) work performed during a prior refueling cycle; 2) work performed during the current refueling cycle; and 3) work completed but documentation not yet reviewed and approved. This report contains items for categories 1 and 2 only. Category 3 items will be submitted in a future report.

The individual work request documents and manufacturers' data reports are on file at Catawba Nuclear Station.

**FORM NIS-2 OWNER'S REPORT FOR REPAIRS OR REPLACEMENTS**

As Required By The Provisions Of The ASME Code Section XI

1. Owner DUKE POWER COMPANY

1a Date 06/19/00

Sheet 1 of 1

Address 526 S. CHURCH STREET. CHARLOTTE N.C. 28201-10062. Plant CATAWBA NUCLEAR STATION2a Unit ☒ 1 ☐ 2 ☐ 3 ☐ Shared (specify Units ☐ )Address 4800 CONCORD RD. YORK, S.C. 297453. Work Performed By Duke Power Company

3a Work Order # 97093101-01/14

Address 526 S. Church St. Charlotte, N.C. 28201-1006Type Code Symbol Stamp N/A Authorization No. N/A

3b NSM or MN # CE-9154

Expiration Date N/A

4 Identification of System

Class C

BB STEAM GERATOR BLOWDOWN SYSTEM

5. (a) Applicable Construction Code III 1974 Edition, S'75 Addenda, N-416-1 Code Cases

(b) Applicable Edition of Section XI Utilized for Repairs or Replacements 1989 Addenda NONE

6. Identification of Components Repaired or Replacement Components

	Column 1	Column 2	Column 3	Column 4	Column 5	Column 6	Column 7	Column 8
	Name of Component	Name of Manufacturer	Manufacturer Serial Number	N B Number	Other Identification (Size)	Year Built	Repaired. Replaced. or Replacement	ASME Code Stamped (yes or no)
A	Valve	Walworth	C62401	895	Valve tag #1KC466	1976	REPLACED	
B	Valve	Fisher	4153B-01B	369	Valve tag #1KC466	1998	REPLACEM	
C	Pipe	Duke Power Co.	C-1KC	129	4" Pipe-SA106, Pipe welds- 1KC12-1,11, 2KC37-19		REPLACEM	
D	Bolting				Rod- SA193, Nuts-SA194		REPLACEM	
E							REPAIRED	
F							REPAIRED	

NOTE: Supplemental sheets in form of lists, sketches, or drawings may be used, provided (1) size is 8 1/2 in. x 11 in. (2) information in items 1 through 6 on this reports included on each sheet, and (3) each sheet is numbered and the number of sheets is recorded at the top of this form.

7. Description of Work Replace Valve 1KC466\_

8. Test Conducted: Hydrostatic ☐ Pneumatic ☐ Nominal Operating Pressure ☒ Other ☐ Exempt ☐  
Pressure 98 psig Test Temp. 50.7 deg.F.

9. Remarks \_\_\_\_\_

(Applicable Manufacturers Data Records to be attached)

### CERTIFICATE OF COMPLIANCE

We certify that the statements made in the report are correct and this repair or replacement conforms to the rules of the rules of the ASME Code, Section XI.

Type Code Symbol Stamp N/A

Expiration Date N/A

Certificate of Authorization No. N/A

Signed

Robert L. Smith  
Owner or Owner's Designee, Title

TECH SPEC

Date 6/19

,20 00

### CERTIFICATE OF INSERVICE INSPECTION

I, the undersigned, holding a valid commission issued by the National Board of Boiler and Pressure Vessel Inspectors and the State or Province of NORTH CAROLINA and employed by HSB I AND I Company of Hartford Connecticut have inspected the components described in this Owners Report during the period 7-7-98 to 6-20-00 and state that to the best of my knowledge and belief, the Owner has performed examinations and taken corrective measures described in this Owner's Report in accordance with the requirements of the ASME Code, Section XI.  
By signing this certificate neither the Inspector nor his employer makes any warranty, expressed or implied, concerning the examinations and corrective measure described in this Owners Report. Furthermore, neither the Inspector nor his employer shall be liable in any manner for any personal injury or property damage or a loss of any kind arising from or connected with this inspection.

Robert M. Smith  
Inspector's Signature

Commissions NC 978

Date 6-20, 20 00

**FORM NIS-2 OWNER'S REPORT FOR REPAIRS OR REPLACEMENTS**

As Required By The Provisions Of The ASME Code Section XI

1. Owner DUKE POWER COMPANY

1a Date 07/29/99

Sheet 1 of 1

Address 526 S. CHURCH STREET, CHARLOTTE N.C. 28201-10062. Plant CATAWBA NUCLEAR STATION2a Unit ☒ 1 ☐ 2 ☐ 3 ☐ Shared (specify Units ☐ )Address 4800 CONCORD RD. YORK, S.C. 297453. Work Performed By Duke Power Company

3a Work Order # 97093102-09

Address 526 S. Church St. Charlotte, N.C. 28201-1006Type Code Symbol Stamp N/A Authorization No. N/A

3b NSM or MN # CE-9154

Expiration Date N/A4 Identification of System KC COMPONENT COOLING SYSTEM Class A

5. (a) Applicable Construction Code III 1974 Edition, S'75 Addenda, N-416-1 Code Cases

(b) Applicable Edition of Section XI Utilized for Repairs or Replacements 1989 Addenda NONE

6. Identification of Components Repaired or Replacement Components

	Column 1	Column 2	Column 3	Column 4	Column 5	Column 6	Column 7	Column 8
	Name of Component	Name of Manufacturer	Manufacturer Serial Number	N B Number	Other Identification (Size)	Year Built	Repaired. Replaced. or Replacement	ASME Code Stamped (yes or no)
A	Valve	Walworth	D63588	964	For valve tag 1KC463	1976	REPLACED	
B	Valve	Fisher	4153B-01A	368	For valve tag 1KC463	1998	REPLACED	
C	Pipe	Duke Power Co.	C-1KC	129	4" Pipe-SA106 Pipe welds-1KC12-7,6,12,8		REPLACED	
D							REPAIRED	
E							REPAIRED	
F							REPAIRED	

NOTE: Supplemental sheets in form of lists, sketches, or drawings may be used, provided (1) size is 8 1/2 in. x 11 in. (2) information in items 1 through 6 on this reports included on each sheet, and (3) each sheet is numbered and the number of sheets is recorded at the top of this form.

7. Description of Work Replace Valve 1KC463\_

8. Test Conducted: Hydrostatic ☐ Pneumatic ☐ Nominal Operating Pressure ☒ Other ☐ Exempt ☐  
Pressure 95 psig Test Temp. 67.2 deg.F.

9. Remarks \_\_\_\_\_

(Applicable Manufacturers Data Records to be attached)

### CERTIFICATE OF COMPLIANCE

We certify that the statements made in the report are correct and this repair or replacement conforms to the rules of the rules of the ASME Code, Section XI.

Type Code Symbol Stamp N/A

Expiration Date N/A

Certificate of Authorization No. N/A

Signed

Robert D. Smith, Tech Spec.  
Owner or Owner's Designee, Title

Date 2/25, 19 99

### CERTIFICATE OF INSERVICE INSPECTION

I, the undersigned, holding a valid commission issued by the National Board of Boiler and Pressure Vessel Inspectors and the

State or Providence of NORTH CAROLINA and employed by HSB I AND I Company of Hartford Connecticut have inspected the components described in this Owners Report during the period 1-12-99 to 8-24-99 and state that to the best of my knowledge and belief, the Owner has performed examinations and taken corrective measures described in this Owner's Report in accordance with the requirements of the ASME Code, Section XI.

By signing this certificate neither the Inspector nor his employer makes any warranty, expressed or implied, concerning the examinations and corrective measure described in this Owners Report. Furthermore, neither the Inspector nor his employer shall be liable in any manner for any personal injury or property damage or a loss of any kind arising from or connected with this inspection.

Robert McNeil  
Inspector's Signature

Commissions NC 978

Date 8-24, 19 99

**FORM NIS-2 OWNER'S REPORT FOR REPAIRS OR REPLACEMENTS**

As Required By The Provisions Of The ASME Code Section XI

1. Owner DUKE POWER COMPANY

1a Date 07/28/99

Sheet 1 of 1

Address 526 S. CHURCH STREET. CHARLOTTE N.C. 28201-10062. Plant CATAWBA NUCLEAR STATION2a Unit ☒ 1 ☐ 2 ☐ 3 ☐ Shared (specify Units ☐ )Address 4800 CONCORD RD. YORK, S.C. 297453. Work Performed By Duke Power Company

3a Work Order # 98001747-01

Address 526 S. Church St. Charlotte, N.C. 28201-1006Type Code Symbol Stamp N/A Authorization No. N/A

3b NSM or MN # N/A

Expiration Date N/A

4 Identification of System

Class B

NV CNEMICAL VOLUME CONTROL SYSTEM

5. (a) Applicable Construction Code III 1974 Edition, S'75 Addenda, NONE Code Cases

(b) Applicable Edition of Section XI Utilized for Repairs or Replacements 1989 Addenda NONE

6. Identification of Components Repaired or Replacement Components

	Column 1	Column 2	Column 3	Column 4	Column 5	Column 6	Column 7	Column 8
	Name of Component	Name of Manufacturer	Manufacturer Serial Number	N B Number	Other Identification (Size)	Year Built	Repaired, Replaced, or Replacement	ASME Code Stamped (yes or no)
A	Disc	Kerotest			For valve tag 1NV186A		REPLACED	
B	Disc	Kerotest			For valve tag 1NV186A		REPLACED	
C							REPAIRED	
D							REPAIRED	
E							REPAIRED	
F							REPAIRED	

NOTE: Supplemental sheets in form of lists, sketches, or drawings may be used, provided (1) size is 8 1/2 in. x 11 in. (2) information in items 1 through 6 on this reports included on each sheet, and (3) each sheet is numbered and the number of sheets is recorded at the top of this form.

7. Description of Work Replace Disc for valve 1NV186A\_

8. Test Conducted: Hydrostatic ☐ Pressure      Pneumatic ☐ Test Temp.      Nominal Operating Pressure ☐ deg.F.      Other ☐ Exempt ☒

9. Remarks \_\_\_\_\_

(Applicable Manufacturers Data Records to be attached)

### CERTIFICATE OF COMPLIANCE

We certify that the statements made in the report are correct and this repair or replacement conforms to the rules of the rules of the ASME Code, Section XI.

Type Code Symbol Stamp N/A

Expiration Date N/A

Certificate of Authorization No. N/A

Signed

Paul A. L. Smith, Tech Spec  
Owner or Owner's Designee, Title

Date 7/28, 1998

### CERTIFICATE OF INSERVICE INSPECTION

I, the undersigned, holding a valid commission issued by the National Board of Boiler and Pressure Vessel Inspectors and the

State or Providence of NORTH CAROLINA and employed by HSB I AND I Company of Hartford Connecticut have inspected the components described in this Owners Report during the period 5-2-99 to 8-4-99; and state that to the best of my knowledge and belief, the Owner has performed examinations and taken corrective measures described in this Owner's Report in accordance with the requirements of the ASME Code, Section XI.

By signing this certificate neither the Inspector nor his employer makes any warranty, expressed or implied, concerning the examinations and corrective measure described in this Owners Report. Furthermore, neither the Inspector nor his employer shall be liable in any manner for any personal injury or property damage or a loss of any kind arising from or connected with this inspection.

Robert M. Livi  
Inspector's Signature

Commissions NC 978

Date 8-4, 1999

**FORM NIS-2 OWNER'S REPORT FOR REPAIRS OR REPLACEMENTS**

As Required By The Provisions Of The ASME Code Section XI

1. Owner DUKE POWER COMPANY

1a Date 11/28/00

Sheet 1 of 1

Address 526 S. CHURCH STREET. CHARLOTTE N.C. 28201-10062. Plant CATAWBA NUCLEAR STATION2a Unit ☒ 1 ☐ 2 ☐ 3 ☐ Shared (specify Units ☐ )Address 4800 CONCORD RD. YORK, S.C. 297453. Work Performed By Duke Power Company3a Work Order # 98002969-01,07,04Address 526 S. Church St. Charlotte, N.C. 28201-1006Type Code Symbol Stamp N/A Authorization No. N/A3b NSM or MN # CE-10754Expiration Date N/A

4 Identification of System

Class CKD DIESEL GENERATOR COOLING WATER SYSTEM

5. (a) Applicable Construction Code III 1974 Edition, S'75 Addenda, N-416-1 Code Cases

(b) Applicable Edition of Section XI Utilized for Repairs or Replacements 1989 Addenda NONE

6. Identification of Components Repaired or Replacement Components

	Column 1	Column 2	Column 3	Column 4	Column 5	Column 6	Column 7	Column 8
	Name of Component	Name of Manufacturer	Manufacturer Serial Number	N B Number	Other Identification (Size)	Year Built	Repaired. Replaced. or Replacement	ASME Code Stamped (yes or no)
A	Valve	BIF	N59034-6	288	For valve tag 1KD010	1979	REPLACED	
B	Valve	Fisher	1136D-010A	385	For valve tag 1KD010	2000	REPLACED	
C	Pipe	Duke Power Co.	C-1KD	99	8" Pipe-SA106, Flange-SA105		REPLACED	
D	Pipe Welds	Duke Power Co.	C-1KD	99	1KD12-43,5		REPLACED	
E							REPAIRED	
F							REPAIRED	

NOTE: Supplemental sheets in form of lists, sketches, or drawings may be used, provided (1) size is 8 1/2 in. x 11 in. (2) information in items 1 through 6 on this reports included on each sheet, and (3) each sheet is numbered and the number of sheets is recorded at the top of this form.

7. Description of Work Replace Valve 1KD010\_

8. Test Conducted: Hydrostatic ☐ Pneumatic ☐ Nominal Operating Pressure ☒ Other ☐ Exempt ☐  
Pressure                      psig                      Test Temp.                      deg.F.

9. Remarks \_\_\_\_\_  
\_\_\_\_\_  
\_\_\_\_\_

(Applicable Manufacturers Data Records to be attached)

### CERTIFICATE OF COMPLIANCE

We certify that the statements made in the report are correct and this repair or replacement conforms to the rules of the ASME Code, Section XI.

Type Code Symbol Stamp N/A

Expiration Date N/A

Certificate of Authorization No. N/A

Signed Paul L. Smith TECH SPEC Date 11/28, 20 00  
Owner or Owner's Designee, Title

### CERTIFICATE OF INSERVICE INSPECTION

I, the undersigned, holding a valid commission issued by the National Board of Boiler and Pressure Vessel Inspectors and the

State or Province of NORTH CAROLINA and employed by HSB I AND I Company of Hartford Connecticut have inspected the components described in this Owners Report during the period 10-20-00 to 1-4-01 and state that to the best of my knowledge and belief, the Owner has performed examinations and taken corrective measures described in this Owner's Report in accordance with the requirements of the ASME Code, Section XI.

By signing this certificate neither the Inspector nor his employer makes any warranty, expressed or implied, concerning the examinations and corrective measure described in this Owners Report. Furthermore, neither the Inspector nor his employer shall be liable in any manner for any personal injury or property damage or a loss of any kind arising from or connected with this inspection.

Robert McNeil  
Inspector's Signature

Commissions NC 978

Date 1-4, 20 01

**FORM NIS-2 OWNER'S REPORT FOR REPAIRS OR REPLACEMENTS**

As Required By The Provisions Of The ASME Code Section XI

1. Owner DUKE POWER COMPANY

1a Date 08/25/99

Sheet 1 of 1

Address 526 S. CHURCH STREET. CHARLOTTE N.C. 28201-10062. Plant CATAWBA NUCLEAR STATION2a Unit ☒ 1 ☐ 2 ☐ 3 ☐ Shared (specify Units ☐ )Address 4800 CONCORD RD. YORK, S.C. 297453. Work Performed By Duke Power Company

3a Work Order # 98055707-01

Address 526 S. Church St. Charlotte, N.C. 28201-1006Type Code Symbol Stamp N/A Authorization No. N/A

3b NSM or MN # N/A

Expiration Date N/A

4 Identification of System

Class C

RN NUCLEAR SERVICE WATER SYSTEM

5. (a) Applicable Construction Code III 1974 Edition, S'75 Addenda, N-416-1 Code Cases

(b) Applicable Edition of Section XI Utilized for Repairs or Replacements 1989 Addenda NONE

6. Identification of Components Repaired or Replacement Components

	Column 1	Column 2	Column 3	Column 4	Column 5	Column 6	Column 7	Column 8
	Name of Component	Name of Manufacturer	Manufacturer Serial Number	N B Number	Other Identification (Size)	Year Built	Repaired. Replaced. or Replacement	ASME Code Stamped (yes or no)
A	Pipe	Duke Power Co.	C-1RN	117	Pipe-SA106, Elbow, Coupling-SA106		REPLACED	
B	Pipe	Duke Power Co.	C-1RN	117	Pipe welds-1RN317-1,8,7,6,3,2		REPLACED	
C							REPAIRED	
D							REPAIRED	
E							REPAIRED	
F							REPAIRED	

NOTE: Supplemental sheets in form of lists, sketches, or drawings may be used, provided (1) size is 8 1/2 in. x 11 in. (2) information in items 1 through 6 on this reports included on each sheet, and (3) each sheet is numbered and the number of sheets is recorded at the top of this form.

7. Description of Work Replace RN piping

8. Test Conducted: Hydrostatic ☐ Pneumatic ☐ Nominal Operating Pressure ☒ Other ☐ Exempt ☐  
Pressure 76 psig Test Temp. 60 deg.F.

9. Remarks \_\_\_\_\_  
\_\_\_\_\_  
\_\_\_\_\_

(Applicable Manufacturers Data Records to be attached)

### CERTIFICATE OF COMPLIANCE

We certify that the statements made in the report are correct and this repair or replacement conforms to the rules of the rules of the ASME Code, Section XI.

Type Code Symbol Stamp N/A

Expiration Date N/A

Certificate of Authorization No. N/A

Signed

Robert L Smith

Date 8/25, 19 99

Owner or Owner's Designee, Title

### CERTIFICATE OF INSERVICE INSPECTION

I, the undersigned, holding a valid commission issued by the National Board of Boiler and Pressure Vessel Inspectors and the

State or Providence of NORTH CAROLINA and employed by HSB I AND I Company of Hartford Connecticut have inspected the components described in this Owners Report during the period 1-26-99 to 8-20-99; and state that to the best of my knowledge and belief, the Owner has performed examinations and taken corrective measures described in this Owner's Report in accordance with the requirements of the ASME Code, Section XI.

By signing this certificate neither the Inspector nor his employer makes any warranty, expressed or implied, concerning the examinations and corrective measure described in this Owners Report. Furthermore, neither the Inspector nor his employer shall be liable in any manner for any personal injury or property damage or a loss of any kind arising from or connected with this inspection.

Robert L Smith

Inspector's Signature

Commissions NC 978

Date 8-30, 19 99

**FORM NIS-2 OWNER'S REPORT FOR REPAIRS OR REPLACEMENTS**

As Required By The Provisions Of The ASME Code Section XI

1. Owner DUKE POWER COMPANY

1a Date 07/29/99

Sheet 1 of 1

Address 526 S. CHURCH STREET. CHARLOTTE N.C. 28201-10062. Plant CATAWBA NUCLEAR STATION2a Unit ☒ 1 ☐ 2 ☐ 3 ☐ Shared (specify Units ☐ )Address 4800 CONCORD RD. YORK, S.C. 297453. Work Performed By Duke Power Company

3a Work Order # 98055708-10

Address 526 S. Church St. Charlotte, N.C. 28201-1006Type Code Symbol Stamp N/A Authorization No. N/A

3b NSM or MN # N/A

Expiration Date N/A

4 Identification of System

Class C

NW CONTAINMENT PENETRATION VALVE INJECTION WATER

5. (a) Applicable Construction Code III 1974 Edition, S'75 Addenda, N-416-1 Code Cases

(b) Applicable Edition of Section XI Utilized for Repairs or Replacements 1989 Addenda NONE

6. Identification of Components Repaired or Replacement Components

	Column 1	Column 2	Column 3	Column 4	Column 5	Column 6	Column 7	Column 8
	Name of Component	Name of Manufacturer	Manufacturer Serial Number	N B Number	Other Identification (Size)	Year Built	Repaired, Replaced, or Replacement	ASME Code Stamped (yes or no)
A	Pipe	Duke Power Co.	C-1RN	117	2" Pipe-SA376 & SA106, Ellbow-SA105, Cap-SA105, <i>Full Cplg. SA106</i>		REPLACED	
B	Pipe welds	Duke Power Co.	C-1RN	117	1RN318-1,2,3,6,7,8		REPLACED	
C							REPAIRED	
D							REPAIRED	
E							REPAIRED	
F							REPAIRED	

NOTE: Supplemental sheets in form of lists, sketches, or drawings may be used, provided (1) size is 8 1/2 in. x 11 in. (2) information in items 1 through 6 on this reports included on each sheet, and (3) each sheet is numbered and the number of sheets is recorded at the top of this form.

7. Description of Work Replace pipe and clean valve\_

8. Test Conducted: Hydrostatic ☐ Pneumatic ☐ Nominal Operating Pressure ☒ Other ☐ Exempt ☐  
Pressure 76 psig Test Temp. 60 deg.F.

9. Remarks \_\_\_\_\_

(Applicable Manufacturers Data Records to be attached)

#### CERTIFICATE OF COMPLIANCE

We certify that the statements made in the report are correct and this repair or replacement conforms to the rules of the rules of the ASME Code, Section XI.

Type Code Symbol Stamp N/A

Expiration Date N/A

Certificate of Authorization No. N/A

Signed

Paulton L Smith, Tech Spec  
Owner or Owner's Designee, Title

Date

7/29, 19 99

#### CERTIFICATE OF INSERVICE INSPECTION

I, the undersigned, holding a valid commission issued by the National Board of Boiler and Pressure Vessel Inspectors and the

State or Providence of NORTH CAROLINA and employed by HSB I AND I Company of Hartford Connecticut have inspected the components described in this Owners Report during the period 1-27-99 to 8-24-99 and state that to the best of my knowledge and belief, the Owner has performed examinations and taken corrective measures described in this Owner's Report in accordance with the requirements of the ASME Code, Section XI.

By signing this certificate neither the Inspector nor his employer makes any warranty, expressed or implied, concerning the examinations and corrective measure described in this Owners Report. Furthermore, neither the Inspector nor his employer shall be liable in any manner for any personal injury or property damage or a loss of any kind arising from or connected with this inspection.

Robert m. Li  
Inspector's Signature

Commissions NC 978

Date 8-24, 19 99

**FORM NIS-2 OWNER'S REPORT FOR REPAIRS OR REPLACEMENTS**

As Required By The Provisions Of The ASME Code Section XI

1. Owner DUKE POWER COMPANY

1a Date 11/15/00

Sheet 1 of 1

Address 526 S. CHURCH STREET. CHARLOTTE N.C. 28201-10062. Plant CATAWBA NUCLEAR STATION2a Unit ☒ 1 ☐ 2 ☐ 3 ☐ Shared (specify Units ☐ )Address 4800 CONCORD RD. YORK, S.C. 297453. Work Performed By Duke Power Company

3a Work Order # 98064422-01

Address 526 S. Church St. Charlotte, N.C. 28201-1006Type Code Symbol Stamp N/A Authorization No. N/A

3b NSM or MN # NA

Expiration Date N/A

4 Identification of System

Class B

ND RESIDUAL HEAT REMOVAL SYSTEM

5. (a) Applicable Construction Code III 1974 Edition, S'75 Addenda, NONE Code Cases

(b) Applicable Edition of Section XI Utilized for Repairs or Replacements 1989 Addenda NONE

6. Identification of Components Repaired or Replacement Components

	Column 1	Column 2	Column 3	Column 4	Column 5	Column 6	Column 7	Column 8
	Name of Component	Name of Manufacturer	Manufacturer Serial Number	N B Number	Other Identification (Size)	Year Built	Repaired. Replaced. or Replacement	ASME Code Stamped (yes or no)
A	Bolting				Rod- SA564, Hex Nut-SA564 for RHR Pump 1B Inlet/Outlet Flanges		REPLACED	
B							REPAIRED	
C							REPAIRED	
D							REPAIRED	
E							REPAIRED	
F							REPAIRED	

NOTE: Supplemental sheets in form of lists, sketches, or drawings may be used, provided (1) size is 8 1/2 in. x 11 in. (2) information in items 1 through 6 on this reports included on each sheet, and (3) each sheet is numbered and the number of sheets is recorded at the top of this form.

7. Description of Work R/R Corroded Studs for RHR Pump 1B\_

8. Test Conducted: Hydrostatic ☐ Pneumatic ☐ Nominal Operating Pressure ☐ Other ☐ Exempt ☒  
Pressure psig Test Temp. deg.F.

9. Remarks \_\_\_\_\_

(Applicable Manufacturers Data Records to be attached)

### CERTIFICATE OF COMPLIANCE

We certify that the statements made in the report are correct and this repair or replacement conforms to the rules of the rules of the ASME Code, Section XI.

Type Code Symbol Stamp N/A

Expiration Date N/A

Certificate of Authorization No. N/A

Signed Paul L. Smith TECH SPEC Date 11/15, 2000  
Owner or Owner's Designee, Title

### CERTIFICATE OF INSERVICE INSPECTION

I, the undersigned, holding a valid commission issued by the National Board of Boiler and Pressure Vessel Inspectors and the

State or Province of NORTH CAROLINA and employed by HSB I AND I Company of Hartford Connecticut have inspected the components described in this Owners Report during the period 10-28-00 to 11-15-00 and state that to the best of my knowledge and belief, the Owner has performed examinations and taken corrective measures described in this Owner's Report in accordance with the requirements of the ASME Code, Section XI.

By signing this certificate neither the Inspector nor his employer makes any warranty, expressed or implied, concerning the examinations and corrective measure described in this Owners Report. Furthermore, neither the Inspector nor his employer shall be liable in any manner for any personal injury or property damage or a loss of any kind arising from or connected with this inspection.

Robert M. Smith  
Inspector's Signature

Commissions NC 978

Date 11-15, 2000

**FORM NIS-2 OWNER'S REPORT FOR REPAIRS OR REPLACEMENTS**

As Required By The Provisions Of The ASME Code Section XI

1. Owner DUKE POWER COMPANY

1a Date 11/15/00

Sheet 1 of 1

Address 526 S. CHURCH STREET. CHARLOTTE N.C. 28201-10062. Plant CATAWBA NUCLEAR STATION2a Unit ☒ 1 ☐ 2 ☐ 3 ☐ Shared (specify Units ☐ )Address 4800 CONCORD RD. YORK, S.C. 297453. Work Performed By Duke Power Company

3a Work Order # 98078647-01

Address 526 S. Church St. Charlotte, N.C. 28201-1006Type Code Symbol Stamp N/A Authorization No. N/A

3b NSM or MN # NA

Expiration Date N/A

4 Identification of System

Class B

ND RESIDUAL HEAT REMOVAL SYSTEM

5. (a) Applicable Construction Code III 1974 Edition, S'75 Addenda, NONE Code Cases

(b) Applicable Edition of Section XI Utilized for Repairs or Replacements 1989 Addenda NONE

6. Identification of Components Repaired or Replacement Components

	Column 1	Column 2	Column 3	Column 4	Column 5	Column 6	Column 7	Column 8
	Name of Component	Name of Manufacturer	Manufacturer Serial Number	N B Number	Other Identification (Size)	Year Built	Repaired, Replaced, or Replacement	ASME Code Stamped (yes or no)
A	Bolting				Rod- SA564, Hex Nut-SA564 for RHR Pump 1A Inlet/Outlet Flanges		REPLACEMENT	
B							REPAIRED	
C							REPAIRED	
D							REPAIRED	
E							REPAIRED	
F							REPAIRED	

NOTE: Supplemental sheets in form of lists, sketches, or drawings may be used, provided (1) size is 8 1/2 in. x 11 in. (2) information in items 1 through 6 on this reports included on each sheet, and (3) each sheet is numbered and the number of sheets is recorded at the top of this form.

7. Description of Work R/R Corroded Studs on RHR Pump 1A\_

8. Test Conducted: Hydrostatic ☐ Pneumatic ☐ Nominal Operating Pressure ☐ Other ☐ Exempt ☒  
Pressure                      psig                      Test Temp.                      deg.F.

9. Remarks \_\_\_\_\_

(Applicable Manufacturers Data Records to be attached)

#### CERTIFICATE OF COMPLIANCE

We certify that the statements made in the report are correct and this repair or replacement conforms to the rules of the rules of the ASME Code, Section XI.

Type Code Symbol Stamp N/A

Expiration Date N/A

Certificate of Authorization No. N/A

Signed Paul H. L. Smith TECH SPEC Date 11/15, 20 00  
Owner or Owner's Designee, Title

#### CERTIFICATE OF INSERVICE INSPECTION

I, the undersigned, holding a valid commission issued by the National Board of Boiler and Pressure Vessel Inspectors and the

State or Province of NORTH CAROLINA and employed by HSB I AND I Company of Hartford Connecticut have inspected the components described in this Owners Report. during the period 10-24-00 to 11-15-00 and state that to the best of my knowledge and belief, the Owner has performed examinations and taken corrective measures described in this Owner's Report in accordance with the requirements of the ASME Code, Section XI.

By signing this certificate neither the Inspector nor his employer makes any warranty, expressed or implied, concerning the examinations and corrective measure described in this Owners Report. Furthermore, neither the Inspector nor his employer shall be liable in any manner for any personal injury or property damage or a loss of any kind arising from or connected with this inspection.

Robert M. Hill

Inspector's Signature

Commissions NC 978

Date 11-15, 20 00

**FORM NIS-2 OWNER'S REPORT FOR REPAIRS OR REPLACEMENTS**

As Required By The Provisions Of The ASME Code Section XI

1. Owner DUKE POWER COMPANY

1a Date 07/06/99

Sheet 1 of 1

Address 526 S. CHURCH STREET, CHARLOTTE N.C. 28201-10062. Plant CATAWBA NUCLEAR STATION2a Unit ☒ 1 ☐ 2 ☐ 3 ☐ Shared (specify Units ☐ )Address 4800 CONCORD RD. YORK, S.C. 297453. Work Performed By Duke Power Company

3a Work Order # 98085966-01

Address 526 S. Church St. Charlotte, N.C. 28201-1006Type Code Symbol Stamp N/A Authorization No. N/A

3b NSM or MN # N/A

Expiration Date N/A

4 Identification of System

Class B

ND RESIDUAL HEAT REMOVAL SYSTEM

5. (a) Applicable Construction Code III 1974 Edition, S'75 Addenda, NONE Code Cases

(b) Applicable Edition of Section XI Utilized for Repairs or Replacements 1989 Addenda NONE

6. Identification of Components Repaired or Replacement Components

	Column 1	Column 2	Column 3	Column 4	Column 5	Column 6	Column 7	Column 8
	Name of Component	Name of Manufacturer	Manufacturer Serial Number	N B Number	Other Identification (Size)	Year Built	Repaired, Replaced, or Replacement	ASME Code Stamped (yes or no)
A	Bolt				Rod- SA193, Nut-SA194 for valve 1ND26		REPLACED	
B							REPAIRED	
C							REPAIRED	
D							REPAIRED	
E							REPAIRED	
F							REPAIRED	

NOTE: Supplemental sheets in form of lists, sketches, or drawings may be used, provided (1) size is 8 1/2 in. x 11 in. (2) information in items 1 through 6 on this reports included on each sheet, and (3) each sheet is numbered and the number of sheets is recorded at the top of this form.

7. Description of Work I/R Valve 1ND26\_

8. Test Conducted: Hydrostatic ☐ Pneumatic ☐ Nominal Operating Pressure ☐ Other ☐ Exempt ☒  
Pressure                      psig                      Test Temp.                      deg.F.

9. Remarks \_\_\_\_\_  
\_\_\_\_\_  
\_\_\_\_\_

(Applicable Manufacturers Data Records to be attached)

### CERTIFICATE OF COMPLIANCE

We certify that the statements made in the report are correct and this repair or replacement conforms to the rules of the rules of the ASME Code, Section XI.

Type Code Symbol Stamp N/A

Expiration Date N/A

Certificate of Authorization No. N/A

Signed Paul D. Smith Date 7/5, 19 99  
Owner or Owner's Designee, Title

### CERTIFICATE OF INSERVICE INSPECTION

I, the undersigned, holding a valid commission issued by the National Board of Boiler and Pressure Vessel Inspectors and the

State or Providence of NORTH CAROLINA and employed by HSB I AND I Company of Hartford Connecticut have inspected the components described in this Owners Report during the period 5-3-99 to 8-10-99; and state that to the best of my knowledge and belief, the Owner has performed examinations and taken corrective measures described in this Owner's Report in accordance with the requirements of the ASME Code, Section XI.

By signing this certificate neither the Inspector nor his employer makes any warranty, expressed or implied, concerning the examinations and corrective measure described in this Owners Report. Furthermore, neither the Inspector nor his employer shall be liable in any manner for any personal injury or property damage or a loss of any kind arising from or connected with this inspection.

Robert M. Lill Commissions NC 978  
Inspector's Signature

Date 8-10, 19 99

**FORM NIS-2 OWNER'S REPORT FOR REPAIRS OR REPLACEMENTS**

As Required By The Provisions Of The ASME Code Section XI

1. Owner DUKE POWER COMPANY

1a Date 07/06/99

Sheet 1 of 1

Address 526 S. CHURCH STREET. CHARLOTTE N.C. 28201-10062. Plant CATAWBA NUCLEAR STATION2a Unit ☒ 1 ☐ 2 ☐ 3 ☐ Shared (specify Units ☐ )Address 4800 CONCORD RD. YORK, S.C. 297453. Work Performed By Duke Power Company

3a Work Order # 98099678-11

Address 526 S. Church St. Charlotte, N.C. 28201-1006Type Code Symbol Stamp N/A Authorization No. N/A

3b NSM or MN # CE-9751

Expiration Date N/A

4 Identification of System

Class C

RN NUCLEAR SERVICE WATER SYSTEM

5. (a) Applicable Construction Code III 1974 Edition, S'75 Addenda, NONE Code Cases

(b) Applicable Edition of Section XI Utilized for Repairs or Replacements 1989 Addenda NONE

6. Identification of Components Repaired or Replacement Components

	Column 1	Column 2	Column 3	Column 4	Column 5	Column 6	Column 7	Column 8
	Name of Component	Name of Manufacturer	Manufacturer Serial Number	N B Number	Other Identification (Size)	Year Built	Repaired, Replaced, or Replacement	ASME Code Stamped (yes or no)
A	Valve	BIF	N44472-12	73	Valve tag 1RN051A	1976	REPLACED	
B	Valve	Fisher	95848-030A	376	Valve tag 1RN051A	1999	REPLACED	
C	Bolts				Studs/nuts for valve 1RN051A		REPLACED	
D							REPAIRED	
E							REPAIRED	
F							REPAIRED	

NOTE: Supplemental sheets in form of lists, sketches, or drawings may be used, provided (1) size is 8 1/2 in. x 11 in. (2) information in items 1 through 6 on this reports included on each sheet, and (3) each sheet is numbered and the number of sheets is recorded at the top of this form.

7. Description of Work Replace Valve 1RN051A\_

8. Test Conducted: Hydrostatic ☐ Pneumatic ☐ Nominal Operating Pressure ☒ Other ☐ Exempt ☐  
Pressure 78 psig Test Temp. 60 deg.F.

9. Remarks \_\_\_\_\_

(Applicable Manufacturers Data Records to be attached)

#### CERTIFICATE OF COMPLIANCE

We certify that the statements made in the report are correct and this repair or replacement conforms to the rules of the rules of the ASME Code, Section XI.

Type Code Symbol Stamp N/A

Expiration Date N/A

Certificate of Authorization No. N/A

Signed Robert L. Smith, Tech Spec. Date 7/5, 19 99  
Owner or Owner's Designee, Title

#### CERTIFICATE OF INSERVICE INSPECTION

I, the undersigned, holding a valid commission issued by the National Board of Boiler and Pressure Vessel Inspectors and the

State or Providence of NORTH CAROLINA and employed by HSB I AND I Company of Hartford Connecticut have inspected the components described in this Owners Report during the period 5-11-99 to 8-2-99; and state that to the best of my knowledge and belief, the Owner has performed examinations and taken corrective measures described in this Owner's Report in accordance with the requirements of the ASME Code, Section XI.

By signing this certificate neither the Inspector nor his employer makes any warranty, expressed or implied, concerning the examinations and corrective measure described in this Owners Report. Furthermore, neither the Inspector nor his employer shall be liable in any manner for any personal injury or property damage or a loss of any kind arising from or connected with this inspection.

Robert McEl  
Inspector's Signature

Commissions NC 978

Date 8-2, 19 99

**FORM NIS-2 OWNER'S REPORT FOR REPAIRS OR REPLACEMENTS**

As Required By The Provisions Of The ASME Code Section XI

1. Owner DUKE POWER COMPANY

1a Date 07/06/99

Sheet 1 of 1

Address 526 S. CHURCH STREET. CHARLOTTE N.C. 28201-10062. Plant CATAWBA NUCLEAR STATION2a Unit ☒ 1 ☐ 2 ☐ 3 ☐ Shared (specify Units ☐ )Address 4800 CONCORD RD. YORK, S.C. 297453. Work Performed By Duke Power Company

3a Work Order # 98099680-10

Address 526 S. Church St. Charlotte, N.C. 28201-1006Type Code Symbol Stamp N/A Authorization No. N/A

3b NSM or MN # CE-9751

Expiration Date N/A

4 Identification of System

Class C

RN NUCLEAR SERVICE WATER SYSTEM

5. (a) Applicable Construction Code III 1974 Edition, S'75 Addenda, NONE Code Cases

(b) Applicable Edition of Section XI Utilized for Repairs or Replacements 1989 Addenda NONE

6. Identification of Components Repaired or Replacement Components

	Column 1	Column 2	Column 3	Column 4	Column 5	Column 6	Column 7	Column 8
	Name of Component	Name of Manufacturer	Manufacturer Serial Number	N B Number	Other Identification (Size)	Year Built	Repaired, Replaced, or Replacement	ASME Code Stamped (yes or no)
A	Valve	BIF	40846-3E	187	Valve tag 1RN050B	1987	REPLACED	
B	Valve	Fisher	3345B-02B	366	Valve tag 1RN050B	1998	REPLACED	
C	Bolt				Studs/Nuts for valve 1RN058		REPLACED	
D							REPAIRED	
E							REPAIRED	
F							REPAIRED	

NOTE: Supplemental sheets in form of lists, sketches, or drawings may be used, provided (1) size is 8 1/2 in. x 11 in. (2) information in items 1 through 6 on this reports included on each sheet, and (3) each sheet is numbered and the number of sheets is recorded at the top of this form.

7. Description of Work Replace Valve 1RN0050B\_

8. Test Conducted: Hydrostatic ☐ Pneumatic ☐ Nominal Operating Pressure ☒ Other ☐ Exempt ☐  
Pressure 78 psig Test Temp. 60 deg.F.

9. Remarks \_\_\_\_\_

(Applicable Manufacturers Data Records to be attached)

#### CERTIFICATE OF COMPLIANCE

We certify that the statements made in the report are correct and this repair or replacement conforms to the rules of the rules of the ASME Code, Section XI.

Type Code Symbol Stamp N/A

Expiration Date N/A

Certificate of Authorization No. N/A

Signed

Paul L. Smith, Tech Spec.  
Owner or Owner's Designee, Title

Date 7/5, 19 99

#### CERTIFICATE OF INSERVICE INSPECTION

I, the undersigned, holding a valid commission issued by the National Board of Boiler and Pressure Vessel Inspectors and the

State or Providence of NORTH CAROLINA and employed by HSB I AND I Company of Hartford Connecticut have inspected the components described in this Owners Report during the period 5-7-99 to 8-2-99; and state that to the best of my knowledge and belief, the Owner has performed examinations and taken corrective measures described in this Owner's Report in accordance with the requirements of the ASME Code, Section XI.

By signing this certificate neither the Inspector nor his employer makes any warranty, expressed or implied, concerning the examinations and corrective measure described in this Owners Report. Furthermore, neither the Inspector nor his employer shall be liable in any manner for any personal injury or property damage or a loss of any kind arising from or connected with this inspection.

Robert M. Smith  
Inspector's Signature

Commissions NC 978

Date 8-2, 19 99

**FORM NIS-2 OWNER'S REPORT FOR REPAIRS OR REPLACEMENTS**

As Required By The Provisions Of The ASME Code Section XI

1. Owner DUKE POWER COMPANY

1a Date 01/17/00

Sheet 1 of 1

Address 526 S. CHURCH STREET. CHARLOTTE N.C. 28201-10062. Plant CATAWBA NUCLEAR STATION2a Unit ☒ 1 ☐ 2 ☐ 3 ☐ Shared (specify Units ☐ )Address 4800 CONCORD RD. YORK, S.C. 297453. Work Performed By Duke Power Company

3a Work Order # 98107210-13

Address 526 S. Church St. Charlotte, N.C. 28201-1006Type Code Symbol Stamp N/A Authorization No. N/A

3b NSM or MN # N/A

Expiration Date N/A

4 Identification of System RF- Fire Protection System

Class A

5. (a) Applicable Construction Code III 1974 Edition, S'75 Addenda, NONE Code Cases

(b) Applicable Edition of Section XI Utilized for Repairs or Replacements 1989 Addenda NONE

6. Identification of Components Repaired or Replacement Components

	Column 1	Column 2	Column 3	Column 4	Column 5	Column 6	Column 7	Column 8
	Name of Component	Name of Manufacturer	Manufacturer Serial Number	N B Number	Other Identification (Size)	Year Built	Repaired, Replaced, or Replacement	ASME Code Stamped (yes or no)
A	Rear Bracket	Grinnell			For Hanger 1-A-RF-3048		REPLACED	
B	5/8" Heavy Hex Nut				For Hanger 1-A-RF-3048		REPLACED	
C							REPAIRED	
D							REPAIRED	
E							REPAIRED	
F							REPAIRED	

NOTE: Supplemental sheets in form of lists, sketches, or drawings may be used, provided (1) size is 8 1/2 in. x 11 in. (2) information in items 1 through 6 on this reports included on each sheet, and (3) each sheet is numbered and the number of sheets is recorded at the top of this form.

7. Description of Work Restore Hanger 1-A-RF-3048\_

8. Test Conducted: Hydrostatic ☐ Pneumatic ☐ Nominal Operating Pressure ☐ Other ☐ Exempt ☒  
Pressure                      psig                      Test Temp.                      deg.F.

9. Remarks \_\_\_\_\_  
\_\_\_\_\_  
\_\_\_\_\_  
(Applicable Manufacturers Data Records to be attached)

#### CERTIFICATE OF COMPLIANCE

We certify that the statements made in the report are correct and this repair or replacement conforms to the rules of the rules of the ASME Code, Section XI.

Type Code Symbol Stamp N/A

Expiration Date N/A

Certificate of Authorization No. N/A

Signed Paul L. Smith TECH SPEC Date 1-17 <sup>20</sup>00  
Owner or Owner's Designee, Title

#### CERTIFICATE OF INSERVICE INSPECTION

I, the undersigned, holding a valid commission issued by the National Board of Boiler and Pressure Vessel Inspectors and the

State or Province of NORTH CAROLINA and employed by HSB I AND I Company of Hartford Connecticut have inspected the components described in this Owners Report during the period 5-2-99 to 1-17-00 and state that to the best of my knowledge and belief, the Owner has performed examinations and taken corrective measures described in this Owner's Report in accordance with the requirements of the ASME Code, Section XI.

By signing this certificate neither the Inspector nor his employer makes any warranty, expressed or implied, concerning the examinations and corrective measure described in this Owners Report. Furthermore, neither the Inspector nor his employer shall be liable in any manner for any personal injury or property damage or a loss of any kind arising from or connected with this inspection.

Robert McMill  
Inspector's Signature

Commissions NC 978

Date 1-17 <sup>20</sup>00

**FORM NIS-2 OWNER'S REPORT FOR REPAIRS OR REPLACEMENTS**

As Required By The Provisions Of The ASME Code Section XI

1. Owner DUKE POWER COMPANY

1a Date 08/02/99

Sheet 1 of 1

Address 526 S. CHURCH STREET. CHARLOTTE N.C. 28201-10062. Plant CATAWBA NUCLEAR STATION2a Unit ☒ 1 ☐ 2 ☐ 3 ☐ Shared (specify Units ☐ )Address 4800 CONCORD RD. YORK, S.C. 297453. Work Performed By Duke Power Company

3a Work Order # 98109436-01

Address 526 S. Church St. Charlotte, N.C. 28201-1006Type Code Symbol Stamp N/A Authorization No. N/A

3b NSM or MN # CE-10021

Expiration Date N/A4 Identification of System CA AUXILIARY FEEDWATER SYSTEM Class B

5. (a) Applicable Construction Code III 1974 Edition, S'75 Addenda, N-416-1 Code Cases

(b) Applicable Edition of Section XI Utilized for Repairs or Replacements 1989 Addenda NONE

6. Identification of Components Repaired or Replacement Components

	Column 1	Column 2	Column 3	Column 4	Column 5	Column 6	Column 7	Column 8
	Name of Component	Name of Manufacturer	Manufacturer Serial Number	N B Number	Other Identification (Size)	Year Built	Repaired. Replaced. or Replacement	ASME Code Stamped (yes or no)
A	Pipe	Duke Power Co.	C-1CA	121	2" Pipe-SA335 Gr. P11, 90 ell-SA182, Tee-SA182		REPLACEMENT	
B	Pipe Welds	Duke Power Co.	C-1CA	121	1CA109-33,79,62,80,59,60,61,58,37,38,42,43,39,40,44,45,46,4,5,6,		REPLACEMENT	
C					1CA109-1,32,63,41		REPLACEMENT	
D	Valve	Kerotest	TX5-13	13789	Valve tag 1CA189	1977	REPLACED	
E	Valve	Kerotest	DAN1-20	31247	Valve tag 1CA189	1980	REPLACEMENT	
F							REPAIRED	

NOTE: Supplemental sheets in form of lists, sketches, or drawings may be used, provided (1) size is 8 1/2 in. x 11 in. (2) information in items 1 through 6 on this reports included on each sheet, and (3) each sheet is numbered and the number of sheets is recorded at the top of this form.

7. Description of Work Replace 2" CA Piping

8. Test Conducted: Hydrostatic ☐ Pneumatic ☐ Nominal Operating Pressure ☒ Other ☐ Exempt ☐  
Pressure 1070 psig Test Temp. 358 deg.F.

9. Remarks \_\_\_\_\_  
\_\_\_\_\_  
\_\_\_\_\_

(Applicable Manufacturers Data Records to be attached)

#### CERTIFICATE OF COMPLIANCE

We certify that the statements made in the report are correct and this repair or replacement conforms to the rules of the rules of the ASME Code, Section XI.

Type Code Symbol Stamp N/A

Expiration Date N/A

Certificate of Authorization No. N/A

Signed

Paulton L. Smith, Tech. Spec.  
Owner or Owner's Designee, Title

Date 8/2, 19 99

#### CERTIFICATE OF INSERVICE INSPECTION

I, the undersigned, holding a valid commission issued by the National Board of Boiler and Pressure Vessel Inspectors and the

State or Providence of NORTH CAROLINA and employed by HSB I AND I Company of Hartford Connecticut have inspected the components described in this Owners Report during the period 4-5-99 to 8-25-99 and state that to the best of my knowledge and belief, the Owner has performed examinations and taken corrective measures described in this Owner's Report in accordance with the requirements of the ASME Code, Section XI.

By signing this certificate neither the Inspector nor his employer makes any warranty, expressed or implied, concerning the examinations and corrective measure described in this Owners Report. Furthermore, neither the Inspector nor his employer shall be liable in any manner for any personal injury or property damage or a loss of any kind arising from or connected with this inspection.

Robert McGill  
Inspector's Signature

Commissions NC 978

Date 8-25, 19 99

**FORM NIS-2 OWNER'S REPORT FOR REPAIRS OR REPLACEMENTS**

As Required By The Provisions Of The ASME Code Section XI

1. Owner DUKE POWER COMPANY

1a Date 07/07/99

Sheet 1 of 1

Address 526 S. CHURCH STREET. CHARLOTTE N.C. 28201-10062. Plant CATAWBA NUCLEAR STATION2a Unit ☒ 1 ☐ 2 ☐ 3 ☐ Shared (specify Units ☐ )Address 4800 CONCORD RD. YORK, S.C. 297453. Work Performed By Duke Power Company

3a Work Order # 98124787-02

Address 526 S. Church St. Charlotte, N.C. 28201-100698111544-01Type Code Symbol Stamp N/A Authorization No. N/A

3b NSM or MN # CE-11389

Expiration Date N/A4 Identification of System KC COMPONENT COOLING SYSTEM Class C

5. (a) Applicable Construction Code III 1974 Edition, S'75 Addenda, N-416-1 Code Cases

(b) Applicable Edition of Section XI Utilized for Repairs or Replacements 1989 Addenda NONE

6. Identification of Components Repaired or Replacement Components

	Column 1	Column 2	Column 3	Column 4	Column 5	Column 6	Column 7	Column 8
	Name of Component	Name of Manufacturer	Manufacturer Serial Number	N B Number	Other Identification (Size)	Year Built	Repaired. Replaced. or Replacement	ASME Code Stamped (yes or no)
A	Valve	BNL	A981103-13-2	NA	Valve tag 1KC-A53	1999	<del>REPAIRED</del> Addition	
B	Valve	BNL	A981103-13-1	NA	Valve tag 1KC-A59	1999	<del>REPAIRED</del> Addition	
C	Valve	BNL	A981103-14-1	NA	Valve tag 1KC-E29	1999	<del>REPAIRED</del> Addition	
D	Valve	BNL	A981103-4-1	NA	Valve tag 1KC-E33	1999	<del>REPAIRED</del> Addition	
E	Valve	BNL	A981103-4-3	NA	Valve tag 1KC-E30	1999	<del>REPAIRED</del> Addition	
F	Valve	BNL	A981103-4-2	NA	Valve tag 1KC-E32	1999	<del>REPAIRED</del> Addition	

**FORM NIS-2 OWNER'S REPORT FOR REPAIRS OR REPLACEMENTS**

As Required By The Provisions Of The ASME Code Section XI

1. Owner DUKE POWER COMPANY

1a Date 07/07/99

Sheet 1 of 1

Address 526 S. CHURCH STREET. CHARLOTTE N.C. 28201-10062. Plant CATAWBA NUCLEAR STATION2a Unit ☒ 1 ☐ 2 ☐ 3 ☐ Shared (specify Units ☐ )Address 4800 CONCORD RD. YORK, S.C. 297453. Work Performed By Duke Power Company

3a Work Order # 981224787-02

Address 526 S. Church St. Charlotte, N.C. 28201-1006Type Code Symbol Stamp N/A Authorization No. N/A

3b NSM or MN # CE-11389

Expiration Date N/A4 Identification of System KC COMPONENT COOLING SYSTEM Class C

5. (a) Applicable Construction Code III 1974 Edition, S'75 Addenda, N-416-1 Code Cases

(b) Applicable Edition of Section XI Utilized for Repairs or Replacements 1989 Addenda NONE

6. Identification of Components Repaired or Replacement Components

	Column 1	Column 2	Column 3	Column 4	Column 5	Column 6	Column 7	Column 8
	Name of Component	Name of Manufacturer	Manufacturer Serial Number	N B Number	Other Identification (Size)	Year Built	Repaired. Replaced. or Replacement	ASME Code Stamped (yes or no)
A	Pipe	Duke Power Co.	C-1KC	129	2"Pipe-SA-106, 90 Ell-SA105, Tee-SA105, Insert-SA105		REPLACED	
B	Pipe welds	Duke Power Co.	C-1KC	129	1492KC379-1 2 3 4, 1KC950-35 34 33 32, 1492KC377-1 2 3 4 5 6 7 8		REPLACED	
C					1KC977-19 20 13 12, 1492KC376-1 4 5 6 7 8 1KC975-21 15 14 22		REPAIRED	
D							REPAIRED	
E							REPAIRED	
F							REPAIRED	

NOTE: Supplemental sheets in form of lists, sketches, or drawings may be used, provided (1) size is 8 1/2 in. x 11 in. (2) information in items 1 through 6 on this reports included on each sheet, and (3) each sheet is numbered and the number of sheets is recorded at the top of this form.

7. Description of Work Perform KC Tie-in\_

8. Test Conducted: Hydrostatic ☐ Pneumatic ☐ Nominal Operating Pressure ☒ Other ☐ Exempt ☐  
Pressure 98 psig Test Temp. 92 deg.F.

9. Remarks \_\_\_\_\_  
\_\_\_\_\_  
\_\_\_\_\_

(Applicable Manufacturers Data Records to be attached)

#### CERTIFICATE OF COMPLIANCE

We certify that the statements made in the report are correct and this repair or replacement conforms to the rules of the rules of the ASME Code, Section XI.

Type Code Symbol Stamp N/A

Expiration Date N/A

Certificate of Authorization No. N/A

Signed

Paul L. Smith, Tech Spec.  
Owner or Owner's Designee, Title

Date 7-7, 19 99

#### CERTIFICATE OF INSERVICE INSPECTION

I, the undersigned, holding a valid commission issued by the National Board of Boiler and Pressure Vessel Inspectors and the

State or Providence of NORTH CAROLINA and employed by HSB I AND I Company of Hartford Connecticut have inspected the components described in this Owners Report during the period 3-2-99 to 7-2-99; and state that to the best of my knowledge and belief, the Owner has performed examinations and taken corrective measures described in this Owner's Report in accordance with the requirements of the ASME Code, Section XI.

By signing this certificate neither the Inspector nor his employer makes any warranty, expressed or implied, concerning the examinations and corrective measure described in this Owners Report. Furthermore, neither the Inspector nor his employer shall be liable in any manner for any personal injury or property damage or a loss of any kind arising from or connected with this inspection.

Robert M. Hill  
Inspector's Signature

Commissions NC 978

Date 7-27, 19 99

**FORM NIS-2 OWNER'S REPORT FOR REPAIRS OR REPLACEMENTS**

As Required By The Provisions Of The ASME Code Section XI

1. Owner DUKE POWER COMPANY

1a Date 08/03/99

Sheet 1 of 1

Address 526 S. CHURCH STREET. CHARLOTTE N.C. 28201-10062. Plant CATAWBA NUCLEAR STATION2a Unit ☒ 1 ☐ 2 ☐ 3 ☐ Shared (specify Units ☐ )Address 4800 CONCORD RD. YORK, S.C. 297453. Work Performed By Duke Power Company

3a Work Order # 98113648-01

Address 526 S. Church St. Charlotte, N.C. 28201-1006Type Code Symbol Stamp N/A Authorization No. N/A

3b NSM or MN # N/A

Expiration Date N/A4 Identification of System CA AUXILIARY FEEDWATER SYSTEM Class B

5. (a) Applicable Construction Code III 1974 Edition, S'75 Addenda, NONE Code Cases

(b) Applicable Edition of Section XI Utilized for Repairs or Replacements 1989 Addenda NONE

6. Identification of Components Repaired or Replacement Components

	Column 1	Column 2	Column 3	Column 4	Column 5	Column 6	Column 7	Column 8
	Name of Component	Name of Manufacturer	Manufacturer Serial Number	N B Number	Other Identification (Size)	Year Built	Repaired. Replaced. or Replacement	ASME Code Stamped (yes or no)
A	Bolts				Cap Screw-A574 for valve 1CA-163		REPLACED	
B							REPAIRED	
C							REPAIRED	
D							REPAIRED	
E							REPAIRED	
F							REPAIRED	

NOTE: Supplemental sheets in form of lists, sketches, or drawings may be used, provided (1) size is 8 1/2 in. x 11 in. (2) information in items 1 through 6 on this reports included on each sheet, and (3) each sheet is numbered and the number of sheets is recorded at the top of this form.

7. Description of Work I/R Valve 1CA163\_

8. Test Conducted: Hydrostatic ☐ Pneumatic ☐ Nominal Operating Pressure ☐ Other ☐ Exempt ☒  
Pressure                      psig                      Test Temp.                      deg.F.

9. Remarks \_\_\_\_\_  
\_\_\_\_\_  
\_\_\_\_\_

(Applicable Manufacturers Data Records to be attached)

#### CERTIFICATE OF COMPLIANCE

We certify that the statements made in the report are correct and this repair or replacement conforms to the rules of the rules of the ASME Code, Section XI.

Type Code Symbol Stamp N/A

Expiration Date N/A

Certificate of Authorization No. N/A

Signed

Robert L Smith, Tech Spec  
Owner or Owner's Designee, Title

Date 8/3, 19 99

#### CERTIFICATE OF INSERVICE INSPECTION

I, the undersigned, holding a valid commission issued by the National Board of Boiler and Pressure Vessel Inspectors and the

State or Providence of NORTH CAROLINA and employed by HSB I AND I Company of Hartford Connecticut have inspected the components described in this Owners Report during the period 5-3-99 to 8-24-99; and state that to the best of my knowledge and belief, the Owner has performed examinations and taken corrective measures described in this Owner's Report in accordance with the requirements of the ASME Code, Section XI.

By signing this certificate neither the Inspector nor his employer makes any warranty, expressed or implied, concerning the examinations and corrective measure described in this Owners Report. Furthermore, neither the Inspector nor his employer shall be liable in any manner for any personal injury or property damage or a loss of any kind arising from or connected with this inspection.

Robert M. Del  
Inspector's Signature

Commissions NC 978

Date 8-24, 19 99

**FORM NIS-2 OWNER'S REPORT FOR REPAIRS OR REPLACEMENTS**

As Required By The Provisions Of The ASME Code Section XI

1. Owner DUKE POWER COMPANY

1a Date 08/02/99

Sheet 1 of 1

Address 526 S. CHURCH STREET. CHARLOTTE N.C. 28201-10062. Plant CATAWBA NUCLEAR STATION2a Unit ☒ 1 ☐ 2 ☐ 3 ☐ Shared (specify Units ☐ )Address 4800 CONCORD RD. YORK, S.C. 297453. Work Performed By Duke Power Company

3a Work Order # 98115469-03

Address 526 S. Church St. Charlotte, N.C. 28201-1006Type Code Symbol Stamp N/A Authorization No. N/A

3b NSM or MN # N/A

Expiration Date N/A4 Identification of System NI SAFETY INJECTION SYSTEM

Class B

5. (a) Applicable Construction Code III 1974 Edition, S'75 Addenda, NONE Code Cases

(b) Applicable Edition of Section XI Utilized for Repairs or Replacements 1989 Addenda NONE

6. Identification of Components Repaired or Replacement Components

	Column 1	Column 2	Column 3	Column 4	Column 5	Column 6	Column 7	Column 8
	Name of Component	Name of Manufacturer	Manufacturer Serial Number	N B Number	Other Identification (Size)	Year Built	Repaired. Replaced. or Replacement	ASME Code Stamped (yes or no)
A	Bolts				1/2" Hex nuts-SA-194 for hanger 1-A-NI-4389		REPLACED	
B							REPAIRED	
C							REPAIRED	
D							REPAIRED	
E							REPAIRED	
F							REPAIRED	

NOTE: Supplemental sheets in form of lists, sketches, or drawings may be used, provided (1) size is 8 1/2 in. x 11 in. (2) information in items 1 through 6 on this reports included on each sheet, and (3) each sheet is numbered and the number of sheets is recorded at the top of this form.

7. Description of Work Restore Hanger 1-A-NI-4389\_

8. Test Conducted: Hydrostatic ☐ Pneumatic ☐ Nominal Operating Pressure ☐ Other ☐ Exempt ☒  
Pressure                      psig                      Test Temp.                      deg.F.

9. Remarks \_\_\_\_\_  
\_\_\_\_\_  
\_\_\_\_\_

(Applicable Manufacturers Data Records to be attached)

#### CERTIFICATE OF COMPLIANCE

We certify that the statements made in the report are correct and this repair or replacement conforms to the rules of the rules of the ASME Code, Section XI.

Type Code Symbol Stamp N/A

Expiration Date N/A

Certificate of Authorization No. N/A

Signed \_\_\_\_\_

Owner or Owner's Designee, Title

Date 8/2, 1999

#### CERTIFICATE OF INSERVICE INSPECTION

I, the undersigned, holding a valid commission issued by the National Board of Boiler and Pressure Vessel Inspectors and the

State or Providence of NORTH CAROLINA and employed by HSB I AND I Company of Hartford Connecticut have inspected the components described in this Owners Report during the period 5-6-99 to 8-23-99; and state that to the best of my knowledge and belief, the Owner has performed examinations and taken corrective measures described in this Owner's Report in accordance with the requirements of the ASME Code, Section XI.

By signing this certificate neither the Inspector nor his employer makes any warranty, expressed or implied, concerning the examinations and corrective measure described in this Owners Report. Furthermore, neither the Inspector nor his employer shall be liable in any manner for any personal injury or property damage or a loss of any kind arising from or connected with this inspection.

Robert McMill  
Inspector's Signature

Commissions NC 978

Date 8-23, 1999

**FORM NIS-2 OWNER'S REPORT FOR REPAIRS OR REPLACEMENTS**

As Required By The Provisions Of The ASME Code Section XI

1. Owner DUKE POWER COMPANY

1a Date 07/06/99

Sheet 1 of 1

Address 526 S. CHURCH STREET. CHARLOTTE N.C. 28201-10062. Plant CATAWBA NUCLEAR STATION2a Unit ☒ 1 ☐ 2 ☐ 3 ☐ Shared (specify Units ☐ )Address 4800 CONCORD RD. YORK, S.C. 297453. Work Performed By Duke Power Company

3a Work Order # 98118589-01

Address 526 S. Church St. Charlotte, N.C. 28201-1006Type Code Symbol Stamp N/A Authorization No. N/A

3b NSM or MN # N/A

Expiration Date N/A4 Identification of System NI SAFETY INJECTION SYSTEMClass B

5. (a) Applicable Construction Code III 1974 Edition, S'75 Addenda, NONE Code Cases

(b) Applicable Edition of Section XI Utilized for Repairs or Replacements 1989 Addenda NONE

6. Identification of Components Repaired or Replacement Components

	Column 1	Column 2	Column 3	Column 4	Column 5	Column 6	Column 7	Column 8
	Name of Component	Name of Manufacturer	Manufacturer Serial Number	N B Number	Other Identification (Size)	Year Built	Repaired. Replaced. or Replacement	ASME Code Stamped (yes or no)
A	Bolt				Threaded Rod/Nuts for valve 1NI-119		REPLACEMENT	
B							REPAIRED	
C							REPAIRED	
D							REPAIRED	
E							REPAIRED	
F							REPAIRED	

NOTE: Supplemental sheets in form of lists, sketches, or drawings may be used, provided (1) size is 8 1/2 in. x 11 in. (2) information in items 1 through 6 on this reports included on each sheet, and (3) each sheet is numbered and the number of sheets is recorded at the top of this form.

7. Description of Work R/R Valve 1NI-119\_

8. Test Conducted: Hydrostatic ☐ Pneumatic ☐ Nominal Operating Pressure ☐ Other ☐ Exempt ☒  
Pressure psig Test Temp. deg.F.

9. Remarks \_\_\_\_\_

(Applicable Manufacturers Data Records to be attached)

#### CERTIFICATE OF COMPLIANCE

We certify that the statements made in the report are correct and this repair or replacement conforms to the rules of the rules of the ASME Code, Section XI.

Type Code Symbol Stamp N/A

Expiration Date N/A

Certificate of Authorization No. N/A

Signed

Robert J. Smith, Tech Spec.  
Owner or Owner's Designee, Title

Date

7/5, 1999

#### CERTIFICATE OF INSERVICE INSPECTION

I, the undersigned, holding a valid commission issued by the National Board of Boiler and Pressure Vessel Inspectors and the

State or Providence of NORTH CAROLINA and employed by HSB I AND I Company of Hartford Connecticut have inspected the components described in this Owners Report during the period 4-26-99 to 7-29-99; and state that to the best of my knowledge and belief, the Owner has performed examinations and taken corrective measures described in this Owner's Report in accordance with the requirements of the ASME Code, Section XI.

By signing this certificate neither the Inspector nor his employer makes any warranty, expressed or implied, concerning the examinations and corrective measure described in this Owners Report. Furthermore, neither the Inspector nor his employer shall be liable in any manner for any personal injury or property damage or a loss of any kind arising from or connected with this inspection.

Robert M. Smith

Inspector's Signature

Commissions NC 978

Date 7-29, 1999

**FORM NIS-2 OWNER'S REPORT FOR REPAIRS OR REPLACEMENTS**

As Required By The Provisions Of The ASME Code Section XI

1. Owner DUKE POWER COMPANY

1a Date 08/09/99

Sheet 1 of 1

Address 526 S. CHURCH STREET. CHARLOTTE N.C. 28201-10062. Plant CATAWBA NUCLEAR STATION2a Unit ☒ 1 ☐ 2 ☐ 3 ☐ Shared (specify Units ☐ )Address 4800 CONCORD RD. YORK, S.C. 297453. Work Performed By Duke Power Company

3a Work Order # 98118590-01

Address 526 S. Church St. Charlotte, N.C. 28201-1006Type Code Symbol Stamp N/A Authorization No. N/A

3b NSM or MN # N/A

Expiration Date N/A4 Identification of System NI SAFETY INJECTION SYSTEMClass A

5. (a) Applicable Construction Code III 1974 Edition, S'75 Addenda, NONE Code Cases

(b) Applicable Edition of Section XI Utilized for Repairs or Replacements 1989 Addenda NONE

6. Identification of Components Repaired or Replacement Components

	Column 1	Column 2	Column 3	Column 4	Column 5	Column 6	Column 7	Column 8
	Name of Component	Name of Manufacturer	Manufacturer Serial Number	N B Number	Other Identification (Size)	Year Built	Repaired. Replaced. or Replacement	ASME Code Stamped (yes or no)
A	Disc	Westinghouse	6851	NA	Valve tag #1NI-125		REPLACEMENT	
B							REPAIRED	
C							REPAIRED	
D							REPAIRED	
E							REPAIRED	
F							REPAIRED	

NOTE: Supplemental sheets in form of lists, sketches, or drawings may be used, provided (1) size is 8 1/2 in. x 11 in. (2) information in items 1 through 6 on this reports included on each sheet, and (3) each sheet is numbered and the number of sheets is recorded at the top of this form.

7. Description of Work I/R Valve 1NI-125\_

8. Test Conducted: Hydrostatic ☐ Pneumatic ☐ Nominal Operating Pressure ☐ Other ☐ Exempt ☐  
Pressure                      psig                      Test Temp.                      deg.F.

9. Remarks \_\_\_\_\_  
\_\_\_\_\_  
\_\_\_\_\_

(Applicable Manufacturers Data Records to be attached)

### CERTIFICATE OF COMPLIANCE

We certify that the statements made in the report are correct and this repair or replacement conforms to the rules of the rules of the ASME Code, Section XI.

Type Code Symbol Stamp N/A

Expiration Date N/A

Certificate of Authorization No. N/A

Signed Paul D. Smith, Tech Spec Date 8/9, 1999  
Owner or Owner's Designee, Title

### CERTIFICATE OF INSERVICE INSPECTION

I, the undersigned, holding a valid commission issued by the National Board of Boiler and Pressure Vessel Inspectors and the

State or Providence of NORTH CAROLINA and employed by HSB I AND I Company of Hartford Connecticut have inspected the components described in this Owners Report during the period 5-2-99 to 8-10-99; and state that to the best of my knowledge and belief, the Owner has performed examinations and taken corrective measures described in this Owner's Report in accordance with the requirements of the ASME Code, Section XI.

By signing this certificate neither the Inspector nor his employer makes any warranty, expressed or implied, concerning the examinations and corrective measure described in this Owners Report. Furthermore, neither the Inspector nor his employer shall be liable in any manner for any personal injury or property damage or a loss of any kind arising from or connected with this inspection.

Robert M. Smith  
Inspector's Signature

Commissions NC 978

Date 8-10, 1999

**FORM NIS-2 OWNER'S REPORT FOR REPAIRS OR REPLACEMENTS**

As Required By The Provisions Of The ASME Code Section XI

1. Owner DUKE POWER COMPANY

1a Date 08/09/99

Sheet 1 of 1

Address 526 S. CHURCH STREET. CHARLOTTE N.C. 28201-10062. Plant CATAWBA NUCLEAR STATION2a Unit ☒ 1 ☐ 2 ☐ 3 ☐ Shared (specify Units ☐ )Address 4800 CONCORD RD. YORK, S.C. 297453. Work Performed By Duke Power Company

3a Work Order # 98118653-01

Address 526 S. Church St. Charlotte, N.C. 28201-1006Type Code Symbol Stamp N/A Authorization No. N/A

3b NSM or MN # N/A

Expiration Date N/A4 Identification of System NI SAFETY INJECTION SYSTEMClass A

5. (a) Applicable Construction Code III 1974 Edition, S'75 Addenda, NONE Code Cases

(b) Applicable Edition of Section XI Utilized for Repairs or Replacements 1989 Addenda NONE

6. Identification of Components Repaired or Replacement Components

	Column 1	Column 2	Column 3	Column 4	Column 5	Column 6	Column 7	Column 8
	Name of Component	Name of Manufacturer	Manufacturer Serial Number	N B Number	Other Identification (Size)	Year Built	Repaired. Replaced. or Replacement	ASME Code Stamped (yes or no)
A	Disc	Westinghouse	1087-1	NA	Valve tag #1NI-082		REPLACED	
B							REPAIRED	
C							REPAIRED	
D							REPAIRED	
E							REPAIRED	
F							REPAIRED	

NOTE: Supplemental sheets in form of lists, sketches, or drawings may be used, provided (1) size is 8 1/2 in. x 11 in. (2) information in items 1 through 6 on this reports included on each sheet, and (3) each sheet is numbered and the number of sheets is recorded at the top of this form.

7. Description of Work I/R Valve 1NI-082\_

8. Test Conducted: Hydrostatic ☐ Pressure      psig      Pneumatic ☐ Test Temp.      deg.F.      Nominal Operating Pressure ☐      Other ☐ Exempt ☒

9. Remarks \_\_\_\_\_

(Applicable Manufacturers Data Records to be attached)

### CERTIFICATE OF COMPLIANCE

We certify that the statements made in the report are correct and this repair or replacement conforms to the rules of the rules of the ASME Code, Section XI.

Type Code Symbol Stamp N/A

Expiration Date N/A

Certificate of Authorization No. N/A

Signed

Paul J. Smith, Tech Spec  
Owner or Owner's Designee, Title

Date

8/9, 19 99

### CERTIFICATE OF INSERVICE INSPECTION

I, the undersigned, holding a valid commission issued by the National Board of Boiler and Pressure Vessel Inspectors and the

State or Providence of NORTH CAROLINA and employed by HSB I AND I Company of Hartford Connecticut have inspected the components described in this Owners Report during the period 5-3-99 to 8-10-99; and state that to the best of my knowledge and belief, the Owner has performed examinations and taken corrective measures described in this Owner's Report in accordance with the requirements of the ASME Code, Section XI.

By signing this certificate neither the Inspector nor his employer makes any warranty, expressed or implied, concerning the examinations and corrective measure described in this Owners Report. Furthermore, neither the Inspector nor his employer shall be liable in any manner for any personal injury or property damage or a loss of any kind arising from or connected with this inspection.

Robert M. Davis  
Inspector's Signature

Commissions

NC 978

Date 8-10, 19 99

**FORM NIS-2 OWNER'S REPORT FOR REPAIRS OR REPLACEMENTS**

As Required By The Provisions Of The ASME Code Section XI

1. Owner DUKE POWER COMPANY

1a Date 07/06/99

Sheet 1 of 1

Address 526 S. CHURCH STREET. CHARLOTTE N.C. 28201-10062. Plant CATAWBA NUCLEAR STATION2a Unit ☒ 1 ☐ 2 ☐ 3 ☐ Shared (specify Units ☐ )Address 4800 CONCORD RD. YORK, S.C. 297453. Work Performed By Duke Power Company

3a Work Order # 98119060-01

Address 526 S. Church St. Charlotte, N.C. 28201-1006Type Code Symbol Stamp N/A Authorization No. N/A

3b NSM or MN # N/A

Expiration Date N/A4 Identification of System CF MAIN FEEDWATER SYSTEMClass B

5. (a) Applicable Construction Code III 1974 Edition, S'75 Addenda, NONE Code Cases

(b) Applicable Edition of Section XI Utilized for Repairs or Replacements 1989 Addenda NONE

6. Identification of Components Repaired or Replacement Components

	Column 1	Column 2	Column 3	Column 4	Column 5	Column 6	Column 7	Column 8
	Name of Component	Name of Manufacturer	Manufacturer Serial Number	N B Number	Other Identification (Size)	Year Built	Repaired. Replaced. or Replacement	ASME Code Stamped (yes or no)
A	Cap Screw				For valve 1CF-058		REPLACED	
B							REPAIRED	
C							REPAIRED	
D							REPAIRED	
E							REPAIRED	
F							REPAIRED	

NOTE: Supplemental sheets in form of lists, sketches, or drawings may be used, provided (1) size is 8 1/2 in. x 11 in. (2) information in items 1 through 6 on this reports included on each sheet, and (3) each sheet is numbered and the number of sheets is recorded at the top of this form.

7. Description of Work I/R Valve 1CF-058\_

8. Test Conducted: Hydrostatic ☐ Pneumatic ☐ Nominal Operating Pressure ☐ Other ☐ Exempt ☒  
Pressure                      psig                      Test Temp.                      deg.F.

9. Remarks \_\_\_\_\_  
\_\_\_\_\_  
\_\_\_\_\_

(Applicable Manufacturers Data Records to be attached)

### CERTIFICATE OF COMPLIANCE

We certify that the statements made in the report are correct and this repair or replacement conforms to the rules of the rules of the ASME Code, Section XI.

Type Code Symbol Stamp N/A

Expiration Date N/A

Certificate of Authorization No. N/A

Signed

Paul H. Smith, Tech Spec  
Owner or Owner's Designee, Title

Date 7/5, 1999

### CERTIFICATE OF INSERVICE INSPECTION

I, the undersigned, holding a valid commission issued by the National Board of Boiler and Pressure Vessel Inspectors and the

State or Providence of NORTH CAROLINA and employed by HSB I AND I Company of Hartford Connecticut have inspected the components described in this Owners Report during the period 4-28-99 to 8-2-99; and state that to the best of my knowledge and belief, the Owner has performed examinations and taken corrective measures described in this Owner's Report in accordance with the requirements of the ASME Code, Section XI.

By signing this certificate neither the Inspector nor his employer makes any warranty, expressed or implied, concerning the examinations and corrective measure described in this Owners Report. Furthermore, neither the Inspector nor his employer shall be liable in any manner for any personal injury or property damage or a loss of any kind arising from or connected with this inspection.

Robert M. Giv  
Inspector's Signature

Commissions NC 978

Date 8-2, 1999

**FORM NIS-2 OWNER'S REPORT FOR REPAIRS OR REPLACEMENTS**

As Required By The Provisions Of The ASME Code Section XI

1. Owner DUKE POWER COMPANY

1a Date 07/06/99

Sheet 1 of 1

Address 526 S. CHURCH STREET. CHARLOTTE N.C. 28201-10062. Plant CATAWBA NUCLEAR STATION2a Unit ☒ 1 ☐ 2 ☐ 3 ☐ Shared (specify Units ☐ )Address 4800 CONCORD RD. YORK, S.C. 297453. Work Performed By Duke Power Company

3a Work Order # 98119795-01

Address 526 S. Church St. Charlotte, N.C. 28201-1006Type Code Symbol Stamp N/A Authorization No. N/A

3b NSM or MN # N/A

Expiration Date N/A4 Identification of System NI SAFETY INJECTION SYSTEMClass B

5. (a) Applicable Construction Code III 1974 Edition, S'75 Addenda, NONE Code Cases

(b) Applicable Edition of Section XI Utilized for Repairs or Replacements 1989 Addenda NONE

6. Identification of Components Repaired or Replacement Components

	Column 1	Column 2	Column 3	Column 4	Column 5	Column 6	Column 7	Column 8
	Name of Component	Name of Manufacturer	Manufacturer Serial Number	N B Number	Other Identification (Size)	Year Built	Repaired. Replaced. or Replacement	ASME Code Stamped (yes or no)
A	Bolt				Threaded Rod/Nuts for valve 1NI-151		REPLACEMENT	
B							REPAIRED	
C							REPAIRED	
D							REPAIRED	
E							REPAIRED	
F							REPAIRED	

NOTE: Supplemental sheets in form of lists, sketches, or drawings may be used, provided (1) size is 8 1/2 in. x 11 in. (2) information in items 1 through 6 on this reports included on each sheet, and (3) each sheet is numbered and the number of sheets is recorded at the top of this form.

7. Description of Work R/R Valve INI-151\_

8. Test Conducted: Hydrostatic ☐ Pressure      Pneumatic ☐ Test Temp.      Nominal Operating Pressure ☐ deg.F.      Other ☐ Exempt ☒

9. Remarks \_\_\_\_\_

(Applicable Manufacturers Data Records to be attached)

### CERTIFICATE OF COMPLIANCE

We certify that the statements made in the report are correct and this repair or replacement conforms to the rules of the ASME Code, Section XI.

Type Code Symbol Stamp N/A

Expiration Date N/A

Certificate of Authorization No. N/A

Signed \_\_\_\_\_

Owner or Owner's Designee, Title

Date 7/5, 1999

### CERTIFICATE OF INSERVICE INSPECTION

I, the undersigned, holding a valid commission issued by the National Board of Boiler and Pressure Vessel Inspectors and the

State or Providence of NORTH CAROLINA and employed by HSB I AND I Company of Hartford Connecticut have inspected the components described in this Owners Report during the period 4-24-99 to 7-29-99; and state that to the best of my knowledge and belief, the Owner has performed examinations and taken corrective measures described in this Owner's Report in accordance with the requirements of the ASME Code, Section XI.

By signing this certificate neither the Inspector nor his employer makes any warranty, expressed or implied, concerning the examinations and corrective measure described in this Owners Report. Furthermore, neither the Inspector nor his employer shall be liable in any manner for any personal injury or property damage or a loss of any kind arising from or connected with this inspection.

Robert M. Sullivan  
Inspector's Signature

Commissions NC 978

Date 7-29, 1999

**FORM NIS-2 OWNER'S REPORT FOR REPAIRS OR REPLACEMENTS**

As Required By The Provisions Of The ASME Code Section XI

1. Owner DUKE POWER COMPANYAddress 526 S. CHURCH STREET. CHARLOTTE NC 28201-10062. Plant CATAWBA NUCLEAR STATIONAddress 4800 CONCORD RD. YORK, SC 297453. Work Performed By Duke Power CompanyAddress 526 S. Church St. Charlotte, NC 28201-1006Type Code Symbol Stamp N/A Authorization No. N/AExpiration Date N/A4 Identification of System NC REACTOR COOLANT SYSTEM

5. (a) Applicable Construction Code III 1974 Edition, S'75 Addenda, NONE Code Cases

(b) Applicable Edition of Section XI Utilized for Repairs or Replacements 1989 Addenda NONE

6. Identification of Components Repaired or Replacement Components

1a Date 07/05/99

Sheet      of

2a Unit ☒ 1 ☐ 2 ☐ 3 ☐ Shared (specify Units    )3a Work Order # 98120851-023b NSM or MN # N/AClass A

	Column 1	Column 2	Column 3	Column 4	Column 5	Col 6	Column 7	Column 8
	Name of Component	Name of Mfg.	Mfg. Serial No.	National Board No.	Other Identification (Size)	Year Built	Repaired. Replaced. or Replacement	ASME Code Stamped (yes or no)
A	Safety Relief Valve	Dresser	BS-2865	N/A	1NC-001	1979	**	<input type="checkbox"/> NO <input type="checkbox"/> YES
B	Safety Relief Valve	Dresser	BS-2866	N/A	1NC-002	1979	**	<input type="checkbox"/> NO <input type="checkbox"/> YES
C	Safety Relief Valve	Dresser	BS-2867	N/A	1NC-003	1979	**	<input type="checkbox"/> NO <input type="checkbox"/> YES
D	Safety Relief Valve	Dresser	BS-2868	N/A	SPARE	1979	**	<input type="checkbox"/> NO <input type="checkbox"/> YES
E	Safety Relief Valve	Dresser	BS-2869	N/A	2NC-001	1980	**	<input type="checkbox"/> NO <input type="checkbox"/> YES
F	Safety Relief Valve	Dresser	BS-2870	N/A	2-NC-002	1980	**	<input type="checkbox"/> NO <input type="checkbox"/> YES
G	Safety Relief Valve	Dresser	BS-2871	N/A	2-NC-003	1980	**	<input type="checkbox"/> NO <input type="checkbox"/> YES
H	Safety Relief Valve	Dresser	BS-2872	N/A	SPARE	1979	**	<input type="checkbox"/> NO <input type="checkbox"/> YES

NOTE: Supplemental sheets in form of lists, sketches, or drawings may be used, provided (1) size is 8 1/2 in. x 11 in. (2) information in items 1 through 6 on this reports included on each sheet, and (3) each sheet is numbered and the number of sheets is recorded at the top of this form.

7. Description of Work : Replace safety relief valve 1NC-001 with existing spare.

8. Test Conducted: Hydrostatic ☐ Pneumatic ☐ Nominal Operating Pressure ☒ Other ☐ Exempt ☐  
Pressure 2235 psig Test Temp. 557 deg.F.

9. Remarks **\*\* These valves are interchangeable and can be used in any of the valve applications / locations listed.**

(Applicable Manufacturers Data Records to be attached)

#### CERTIFICATE OF COMPLIANCE

We certify that the statements made in the report are correct and this repair or replacement conforms to the rules of the rules of the ASME Code, Section XI.

Type Code Symbol Stamp N/A

Expiration Date N/A

Certificate of Authorization No. N/A

Signed Paul L. Smith  
Owner or Owner's Designee, Title

Date 7/5, 1999

#### CERTIFICATE OF INSERVICE INSPECTION

I, the undersigned, holding a valid commission issued by the National Board of Boiler and Pressure Vessel Inspectors and the

State or Providence of NORTH CAROLINA and employed by HSB I AND I Company of Hartford Connecticut have inspected the components described in this Owners Report during the period 4-26-99 to 8-3-99; and state that to the best of my knowledge and belief, the Owner has performed examinations and taken corrective measures described in this Owner's Report in accordance with the requirements of the ASME Code, Section XI.

By signing this certificate neither the Inspector nor his employer makes any warranty, expressed or implied, concerning the examinations and corrective measure described in this Owners Report. Furthermore, neither the Inspector nor his employer shall be liable in any manner for any personal injury or property damage or a loss of any kind arising from or connected with this inspection.

Robert M. Smith  
Inspector's Signature

Commissions NC 978

Date 8-3-99

**FORM NIS-2 OWNER'S REPORT FOR REPAIRS OR REPLACEMENTS**

As Required By The Provisions Of The ASME Code Section XI

1. Owner DUKE POWER COMPANYAddress 526 S. CHURCH STREET. CHARLOTTE NC 28201-10062. Plant CATAWBA NUCLEAR STATIONAddress 4800 CONCORD RD. YORK, SC 297453. Work Performed By Duke Power CompanyAddress 526 S. Church St. Charlotte, NC 28201-1006Type Code Symbol Stamp N/A Authorization No. N/AExpiration Date N/A4 Identification of System NC REACTOR COOLANT SYSTEM

5. (a) Applicable Construction Code III 1974 Edition, S'75 Addenda, NONE Code Cases

(b) Applicable Edition of Section XI Utilized for Repairs or Replacements 1989 Addenda NONE

6. Identification of Components Repaired or Replacement Components

1a Date 07-05-99

Sheet      of

2a Unit ☒ 1 ☐ 2 ☐ 3 ☐ Shared (specify Units    )3a Work Order # 98120852-053b NSM or MN # N/AClass A

	Column 1	Column 2	Column 3	Column 4	Column 5	Col 6	Column 7	Column 8
	Name of Component	Name of Mfg.	Mfg. Serial No.	National Board No.	Other Identification (Size)	Year Built	Repaired. Replaced. or Replacement	ASME Code Stamped (yes or no)
A	Safety Relief Valve	Dresser	BS-2865	N/A	1NC-001	1979	**	<input type="checkbox"/> NO <input type="checkbox"/> YES
B	Safety Relief Valve	Dresser	BS-2866	N/A	1NC-002	1979	**	<input type="checkbox"/> NO <input type="checkbox"/> YES
C	Safety Relief Valve	Dresser	BS-2867	N/A	1NC-003	1979	**	<input type="checkbox"/> NO <input type="checkbox"/> YES
D	Safety Relief Valve	Dresser	BS-2868	N/A	SPARE	1979	**	<input type="checkbox"/> NO <input type="checkbox"/> YES
E	Safety Relief Valve	Dresser	BS-2869	N/A	2NC-001	1980	**	<input type="checkbox"/> NO <input type="checkbox"/> YES
F	Safety Relief Valve	Dresser	BS-2870	N/A	2-NC-002	1980	**	<input type="checkbox"/> NO <input type="checkbox"/> YES
G	Safety Relief Valve	Dresser	BS-2871	N/A	2-NC-003	1980	**	<input type="checkbox"/> NO <input type="checkbox"/> YES
H	Safety Relief Valve	Dresser	BS-2872	N/A	SPARE	1979	**	<input type="checkbox"/> NO <input type="checkbox"/> YES

NOTE: Supplemental sheets in form of lists, sketches, or drawings may be used, provided (1) size is 8 1/2 in. x 11 in. (2) information in items 1 through 6 on this reports included on each sheet, and (3) each sheet is numbered and the number of sheets is recorded at the top of this form.

7. Description of Work : Replace safety relief valve 1NC-002 with existing spare.

8. Test Conducted: Hydrostatic ☐ Pneumatic ☐ Nominal Operating Pressure ☒ Other ☐ Exempt ☐  
Pressure 2235 psig Test Temp. 557 deg.F.

9. Remarks \*\* These valves are interchangeable and can be used in any of the valve applications / locations listed.

(Applicable Manufacturers Data Records to be attached)

#### CERTIFICATE OF COMPLIANCE

We certify that the statements made in the report are correct and this repair or replacement conforms to the rules of the rules of the ASME Code, Section XI.

Type Code Symbol Stamp N/A

Expiration Date N/A

Certificate of Authorization No. N/A

Signed

Paul L. Smith, Tech Spec.  
Owner or Owner's Designee, Title

Date 7 5, 19 99

#### CERTIFICATE OF INSERVICE INSPECTION

I, the undersigned, holding a valid commission issued by the National Board of Boiler and Pressure Vessel Inspectors and the

State or Providence of NORTH CAROLINA and employed by HSB I AND I Company of Hartford Connecticut have inspected the components described in this Owners Report during the period 4-27-99 to 7-29-99; and state that to the best of my knowledge and belief, the Owner has performed examinations and taken corrective measures described in this Owner's Report in accordance with the requirements of the ASME Code, Section XI.

By signing this certificate neither the Inspector nor his employer makes any warranty, expressed or implied, concerning the examinations and corrective measure described in this Owners Report. Furthermore, neither the Inspector nor his employer shall be liable in any manner for any personal injury or property damage or a loss of any kind arising from or connected with this inspection.

Robert M. Smith  
Inspector's Signature

Commissions NC 978

Date 7-29-99

**FORM NIS-2 OWNER'S REPORT FOR REPAIRS OR REPLACEMENTS**

As Required By The Provisions Of The ASME Code Section XI

1. Owner DUKE POWER COMPANYAddress 526 S. CHURCH STREET, CHARLOTTE NC 28201-10062. Plant CATAWBA NUCLEAR STATIONAddress 4800 CONCORD RD. YORK, SC 297453. Work Performed By Duke Power CompanyAddress 526 S. Church St. Charlotte, NC 28201-1006Type Code Symbol Stamp N/A Authorization No. N/AExpiration Date N/A4 Identification of System NC REACTOR COOLANT SYSTEM

5. (a) Applicable Construction Code III 1974 Edition, S'75 Addenda, NONE Code Cases

(b) Applicable Edition of Section XI Utilized for Repairs or Replacements 1989 Addenda NONE

6. Identification of Components Repaired or Replacement Components

1a Date 07-05-99

Sheet      of

2a Unit ☒ 1 ☐ 2 ☐ 3 ☐ Shared (specify Units    )3a Work Order # 98120853-053b NSM or MN # N/AClass A

	Column 1	Column 2	Column 3	Column 4	Column 5	Col 6	Column 7	Column 8
	Name of Component	Name of Mfg.	Mfg. Serial No.	National Board No.	Other Identification (Size)	Year Built	Repaired. Replaced. or Replacement	ASME Code Stamped (yes or no)
A	Safety Relief Valve	Dresser	BS-2865	N/A	1NC-001	1979	**	<input type="checkbox"/> NO <input type="checkbox"/> YES
B	Safety Relief Valve	Dresser	BS-2866	N/A	1NC-002	1979	**	<input type="checkbox"/> NO <input type="checkbox"/> YES
C	Safety Relief Valve	Dresser	BS-2867	N/A	1NC-003	1979	**	<input type="checkbox"/> NO <input type="checkbox"/> YES
D	Safety Relief Valve	Dresser	BS-2868	N/A	SPARE	1979	**	<input type="checkbox"/> NO <input type="checkbox"/> YES
E	Safety Relief Valve	Dresser	BS-2869	N/A	2NC-001	1980	**	<input type="checkbox"/> NO <input type="checkbox"/> YES
F	Safety Relief Valve	Dresser	BS-2870	N/A	2-NC-002	1980	**	<input type="checkbox"/> NO <input type="checkbox"/> YES
G	Safety Relief Valve	Dresser	BS-2871	N/A	2-NC-003	1980	**	<input type="checkbox"/> NO <input type="checkbox"/> YES
H	Safety Relief Valve	Dresser	BS-2872	N/A	SPARE	1979	**	<input type="checkbox"/> NO <input type="checkbox"/> YES

NOTE: Supplemental sheets in form of lists, sketches, or drawings may be used, provided (1) size is 8 1/2 in. x 11 in. (2) information in items 1 through 6 on this reports included on each sheet, and (3) each sheet is numbered and the number of sheets is recorded at the top of this form.

7. Description of Work : Replace safety relief valve 1NC-003 with existing spare.

8. Test Conducted: Hydrostatic ☐ Pneumatic ☐ Nominal Operating Pressure ☒ Other ☐ Exempt ☐  
Pressure 2235 psig Test Temp. 557 deg.F.

9. Remarks \*\* These valves are interchangeable and can be used in any of the valve applications / locations listed.

(Applicable Manufacturers Data Records to be attached)

#### CERTIFICATE OF COMPLIANCE

We certify that the statements made in the report are correct and this repair or replacement conforms to the rules of the rules of the ASME Code, Section XI.

Type Code Symbol Stamp N/A

Expiration Date N/A

Certificate of Authorization No. N/A

Signed Paul L. S. A., Tech. Spec.  
Owner or Owner's Designee, Title

Date 7 6, 1999

#### CERTIFICATE OF INSERVICE INSPECTION

I, the undersigned, holding a valid commission issued by the National Board of Boiler and Pressure Vessel Inspectors and the

State or Providence of NORTH CAROLINA and employed by HSB I AND I Company of Hartford Connecticut have inspected the components described in this Owners Report during the period 4-27-99 to 7-29-99; and state that to the best of my knowledge and belief, the Owner has performed examinations and taken corrective measures described in this Owner's Report in accordance with the requirements of the ASME Code, Section XI.

By signing this certificate neither the Inspector nor his employer makes any warranty, expressed or implied, concerning the examinations and corrective measure described in this Owners Report. Furthermore, neither the Inspector nor his employer shall be liable in any manner for any personal injury or property damage or a loss of any kind arising from or connected with this inspection.

Robert M. Livi  
Inspector's Signature

Commissions NC 978

Date 7-29-99

**FORM NIS-2 OWNER'S REPORT FOR REPAIRS OR REPLACEMENTS**

As Required By The Provisions Of The ASME Code Section XI

1. Owner DUKE POWER COMPANY

1a Date 08/02/99

Sheet 1 of 1

Address 526 S. CHURCH STREET. CHARLOTTE N.C. 28201-10062. Plant CATAWBA NUCLEAR STATION2a Unit ☒ 1 ☐ 2 ☐ 3 ☐ Shared (specify Units ☐ )Address 4800 CONCORD RD. YORK, S.C. 297453. Work Performed By Duke Power Company

3a Work Order # 98120862-01

Address 526 S. Church St. Charlotte, N.C. 28201-1006Type Code Symbol Stamp N/A Authorization No. N/A

3b NSM or MN # N/A

Expiration Date N/A4 Identification of System KC COMPONENT COOLING SYSTEMca 9/7/95  
Class AC

5. (a) Applicable Construction Code III 1974 Edition, S'75 Addenda, NONE Code Cases

(b) Applicable Edition of Section XI Utilized for Repairs or Replacements 1989 Addenda NONE

6. Identification of Components Repaired or Replacement Components

	Column 1	Column 2	Column 3	Column 4	Column 5	Column 6	Column 7	Column 8
	Name of Component	Name of Manufacturer	Manufacturer Serial Number	N B Number	Other Identification (Size)	Year Built	Repaired. Replaced. or Replacement	ASME Code Stamped (yes or no)
A	Snubber	PSA	4230		1-R-KC-0038	1978	REPLACED	
B	Snubber	PSA	8973		1-R-KC-0038	1979	REPLACED	
C							REPAIRED	
D							REPAIRED	
E							REPAIRED	
F							REPAIRED	

**FORM NIS-2 OWNER'S REPORT FOR REPAIRS OR REPLACEMENTS**

As Required By The Provisions Of The ASME Code Section XI

1. Owner DUKE POWER COMPANY

1a Date 08/02/99

Sheet 1 of 1

Address 526 S. CHURCH STREET. CHARLOTTE N.C. 28201-10062. Plant CATAWBA NUCLEAR STATION2a Unit ☒ 1 ☐ 2 ☐ 3 ☐ Shared (specify Units ☐ )Address 4800 CONCORD RD. YORK, S.C. 297453. Work Performed By Duke Power Company

3a Work Order # 98120862-01

Address 526 S. Church St. Charlotte, N.C. 28201-1006Type Code Symbol Stamp N/A Authorization No. N/A3b NSM or MN # N/AExpiration Date N/AC-2 9/7/99  
Class CB

4 Identification of System

NV CNEMICAL VOLUME CONTROL SYSTEM

5. (a) Applicable Construction Code III 1974 Edition, S'75 Addenda, NONE Code Cases

(b) Applicable Edition of Section XI Utilized for Repairs or Replacements 1989 Addenda NONE

6. Identification of Components Repaired or Replacement Components

	Column 1	Column 2	Column 3	Column 4	Column 5	Column 6	Column 7	Column 8
	Name of Component	Name of Manufacturer	Manufacturer Serial Number	N B Number	Other Identification (Size)	Year Built	Repaired. Replaced. or Replacement	ASME Code Stamped (yes or no)
A	Snubber	PSA	9051		1-R-NV-004		REPLACED	
B	Snubber	PSA	26143		1-R-NV-004		REPLACED	
C							REPAIRED	
D							REPAIRED	
E							REPAIRED	
F							REPAIRED	

NOTE: Supplemental sheets in form of lists, sketches, or drawings may be used, provided (1) size is 8 1/2 in. x 11 in. (2) information in items 1 through 6 on this reports included on each sheet, and (3) each sheet is numbered and the number of sheets is recorded at the top of this form.

7. Description of Work R/R Snubbers\_

8. Test Conducted: Hydrostatic ☐ Pneumatic ☐ Nominal Operating Pressure ☐ Other ☐ Exempt ☒  
Pressure                      psig                      Test Temp.                      deg.F.

9. Remarks \_\_\_\_\_  
\_\_\_\_\_  
\_\_\_\_\_

(Applicable Manufacturers Data Records to be attached)

### CERTIFICATE OF COMPLIANCE

We certify that the statements made in the report are correct and this repair or replacement conforms to the rules of the rules of the ASME Code, Section XI.

Type Code Symbol Stamp N/A

Expiration Date N/A

Certificate of Authorization No. N/A

Signed Paul L. Smith, Tech Spec. Date 8/2, 1997  
Owner or Owner's Designee, Title

### CERTIFICATE OF INSERVICE INSPECTION

I, the undersigned, holding a valid commission issued by the National Board of Boiler and Pressure Vessel Inspectors and the

State or Providence of NORTH CAROLINA and employed by HSB I AND I Company of Hartford Connecticut have inspected the components described in this Owners Report during the period 4-23-99 to 8-23-99; and state that to the best of my knowledge and belief, the Owner has performed examinations and taken corrective measures described in this Owner's Report in accordance with the requirements of the ASME Code, Section XI.

By signing this certificate neither the Inspector nor his employer makes any warranty, expressed or implied, concerning the examinations and corrective measure described in this Owners Report. Furthermore, neither the Inspector nor his employer shall be liable in any manner for any personal injury or property damage or a loss of any kind arising from or connected with this inspection.

Robert M. Hill  
Inspector's Signature

Commissions NC 978

Date 8-23, 1999

**FORM NIS-2 OWNER'S REPORT FOR REPAIRS OR REPLACEMENTS**

As Required By The Provisions Of The ASME Code Section XI

1. Owner DUKE POWER COMPANY

1a Date 07/06/99

Sheet 1 of 1

Address 526 S. CHURCH STREET. CHARLOTTE N.C. 28201-10062. Plant CATAWBA NUCLEAR STATION2a Unit ☒ 1 ☐ 2 ☐ 3 ☐ Shared (specify Units ☐ )Address 4800 CONCORD RD. YORK, S.C. 297453. Work Performed By Duke Power Company

3a Work Order # 98125137-03

Address 526 S. Church St. Charlotte, N.C. 28201-1006Type Code Symbol Stamp N/A Authorization No. N/A

3b NSM or MN # N/A

Expiration Date N/A4 Identification of System SA MAIN STEAM SUPPLY TO AUX EQUIP Class C

5. (a) Applicable Construction Code III 1974 Edition, S'75 Addenda, NONE Code Cases

(b) Applicable Edition of Section XI Utilized for Repairs or Replacements 1989 Addenda NONE

6. Identification of Components Repaired or Replacement Components

	Column 1	Column 2	Column 3	Column 4	Column 5	Column 6	Column 7	Column 8
	Name of Component	Name of Manufacturer	Manufacturer Serial Number	N B Number	Other Identification (Size)	Year Built	Repaired. Replaced. or Replacement	ASME Code Stamped (yes or no)
A	Disc	Borg Warner	SN33		For valve 1SA007		REPLACED	
B	Disc	Borg Warner	SN37		For valve 1SA007		REPLACED	
C	Bonnet	Borg Warner	SN45		For valve 1SA007		REPLACED	
D	Bonnet	Borg Warner	SN94		For valve 1SA007		REPLACED	
E							REPAIRED	
F							REPAIRED	

NOTE: Supplemental sheets in form of lists, sketches, or drawings may be used, provided (1) size is 8 1/2 in. x 11 in. (2) information in items 1 through 6 on this reports included on each sheet, and (3) each sheet is numbered and the number of sheets is recorded at the top of this form.

7. Description of Work Inspect/Recondition Valve 1SA007\_

8. Test Conducted: Hydrostatic ☐ Pneumatic ☐ Nominal Operating Pressure ☐ Other ☐ Exempt ☐  
Pressure 150 psig Test Temp. 365 deg.F.

9. Remarks \_\_\_\_\_  
\_\_\_\_\_  
\_\_\_\_\_

(Applicable Manufacturers Data Records to be attached)

#### CERTIFICATE OF COMPLIANCE

We certify that the statements made in the report are correct and this repair or replacement conforms to the rules of the rules of the ASME Code, Section XI.

Type Code Symbol Stamp N/A

Expiration Date N/A

Certificate of Authorization No. N/A

Signed

Robert L. Smith  
Owner or Owner's Designee, Title

Teen Spec

Date 7/5, 1999

#### CERTIFICATE OF INSERVICE INSPECTION

I, the undersigned, holding a valid commission issued by the National Board of Boiler and Pressure Vessel Inspectors and the

State or Providence of NORTH CAROLINA and employed by HSB I AND I Company of Hartford Connecticut have inspected the components described in this Owners Report during the period 5-18-99 to 8-5-99; and state that to the best of my knowledge and belief, the Owner has performed examinations and taken corrective measures described in this Owner's Report in accordance with the requirements of the ASME Code, Section XI.

By signing this certificate neither the Inspector nor his employer makes any warranty, expressed or implied, concerning the examinations and corrective measure described in this Owners Report. Furthermore, neither the Inspector nor his employer shall be liable in any manner for any personal injury or property damage or a loss of any kind arising from or connected with this inspection.

Robert M. Smith  
Inspector's Signature

Commissions NC 978

Date 8-5, 1999

**FORM NIS-2 OWNER'S REPORT FOR REPAIRS OR REPLACEMENTS**

As Required By The Provisions Of The ASME Code Section XI

1. Owner DUKE POWER COMPANY

1a Date 08/26/99

Sheet 1 of 1

Address 526 S. CHURCH STREET. CHARLOTTE N.C. 28201-10062. Plant CATAWBA NUCLEAR STATION2a Unit ☒ 1 ☐ 2 ☐ 3 ☐ Shared (specify Units ☐ )Address 4800 CONCORD RD. YORK, S.C. 297453. Work Performed By Duke Power Company

3a Work Order # 98127437-01

Address 526 S. Church St. Charlotte, N.C. 28201-1006Type Code Symbol Stamp N/A Authorization No. N/A

3b NSM or MN # N/A

Expiration Date N/A

4 Identification of System

Class B

SV MAIN STEAM VENT TO ATMOSPHERE

5. (a) Applicable Construction Code III 1974 Edition, S'75 Addenda, NONE Code Cases

(b) Applicable Edition of Section XI Utilized for Repairs or Replacements 1989 Addenda NONE

6. Identification of Components Repaired or Replacement Components

	Column 1	Column 2	Column 3	Column 4	Column 5	Column 6	Column 7	Column 8
	Name of Component	Name of Manufacturer	Manufacturer Serial Number	N B Number	Other Identification (Size)	Year Built	Repaired. Replaced. or Replacement	ASME Code Stamped (yes or no)
A	Plug	CCI	S/N-1	N/A	For relief valve 1SV-007		REPLACED	
B	Bolt				Rod-SA193, Nuts-SA194 for valve 1SV-007		REPLACED	
C							REPAIRED	
D							REPAIRED	
E							REPAIRED	
F							REPAIRED	

NOTE: Supplemental sheets in form of lists, sketches, or drawings may be used, provided (1) size is 8 1/2 in. x 11 in. (2) information in items 1 through 6 on this reports included on each sheet, and (3) each sheet is numbered and the number of sheets is recorded at the top of this form.

7. Description of Work I/R Seat Leak

8. Test Conducted: Hydrostatic ☐ Pneumatic ☐ Nominal Operating Pressure ☐ Other ☐ Exempt ☒  
Pressure psig Test Temp. deg.F.

9. Remarks

(Applicable Manufacturers Data Records to be attached)

#### CERTIFICATE OF COMPLIANCE

We certify that the statements made in the report are correct and this repair or replacement conforms to the rules of the rules of the ASME Code, Section XI.

Type Code Symbol Stamp N/A

Expiration Date N/A

Certificate of Authorization No. N/A

Signed

Patricia L Smith, Tech Spec  
Owner or Owner's Designee, Title

Date 8/26, 19 99

#### CERTIFICATE OF INSERVICE INSPECTION

I, the undersigned, holding a valid commission issued by the National Board of Boiler and Pressure Vessel Inspectors and the

State or Providence of NORTH CAROLINA and employed by HSB I AND I Company of Hartford Connecticut have inspected the components described in this Owners Report during the period 2-12-99 to 9-1-99; and state that to the best of my knowledge and belief, the Owner has performed examinations and taken corrective measures described in this Owner's Report in accordance with the requirements of the ASME Code, Section XI.

By signing this certificate neither the Inspector nor his employer makes any warranty, expressed or implied, concerning the examinations and corrective measure described in this Owners Report. Furthermore, neither the Inspector nor his employer shall be liable in any manner for any personal injury or property damage or a loss of any kind arising from or connected with this inspection.

Robert M. Smith  
Inspector's Signature

Commissions NC 978

Date 9-1, 19 99

**FORM NIS-2 OWNER'S REPORT FOR REPAIRS OR REPLACEMENTS**

As Required By The Provisions Of The ASME Code Section XI

1. Owner DUKE POWER COMPANY

1a Date 08/26/99

Sheet 1 of 1

Address 526 S. CHURCH STREET. CHARLOTTE N.C. 28201-10062. Plant CATAWBA NUCLEAR STATION2a Unit ☒ 1 ☐ 2 ☐ 3 ☐ Shared (specify Units ☐ )Address 4800 CONCORD RD. YORK, S.C. 297453. Work Performed By Duke Power Company

3a Work Order # 98127818-08

Address 526 S. Church St. Charlotte, N.C. 28201-1006Type Code Symbol Stamp N/A Authorization No. N/A

3b NSM or MN # CE-10021

Expiration Date N/A4 Identification of System CA AUXILIARY FEEDWATER SYSTEM Class B

5. (a) Applicable Construction Code III 1974 Edition, S'75 Addenda, NONE Code Cases

(b) Applicable Edition of Section XI Utilized for Repairs or Replacements 1989 Addenda NONE

6. Identification of Components Repaired or Replacement Components

	Column 1	Column 2	Column 3	Column 4	Column 5	Column 6	Column 7	Column 8
	Name of Component	Name of Manufacturer	Manufacturer Serial Number	N B Number	Other Identification (Size)	Year Built	Repaired, Replaced, or Replacement	ASME Code Stamped (yes or no)
A	Hanger				Weld- 1-R-CA-1692-3 for hanger 1-R-CA-1692		REPLACED	
B							REPAIRED	
C							REPAIRED	
D							REPAIRED	
E							REPAIRED	
F							REPAIRED	

NOTE: Supplemental sheets in form of lists, sketches, or drawings may be used, provided (1) size is 8 1/2 in. x 11 in. (2) information in items 1 through 6 on this reports included on each sheet, and (3) each sheet is numbered and the number of sheets is recorded at the top of this form.

7. Description of Work R/R Hanger 1-R-CA-1692\_

8. Test Conducted: Hydrostatic ☐ Pneumatic ☐ Nominal Operating Pressure ☐ Other ☐ Exempt ☒  
Pressure                      psig                      Test Temp.                      deg.F.

9. Remarks \_\_\_\_\_  
\_\_\_\_\_  
\_\_\_\_\_

(Applicable Manufacturers Data Records to be attached)

#### CERTIFICATE OF COMPLIANCE

We certify that the statements made in the report are correct and this repair or replacement conforms to the rules of the rules of the ASME Code, Section XI.

Type Code Symbol Stamp N/A

Expiration Date N/A

Certificate of Authorization No. N/A

Signed Robert L. Smith, Tech. Spec. Date 8/26, 1999  
Owner or Owner's Designee, Title

#### CERTIFICATE OF INSERVICE INSPECTION

I, the undersigned, holding a valid commission issued by the National Board of Boiler and Pressure Vessel Inspectors and the

State or Providence of NORTH CAROLINA and employed by HSB I AND I Company of Hartford Connecticut have inspected the components described in this Owners Report during the period 3-23-99 to 9-1-99; and state that to the best of my knowledge and belief, the Owner has performed examinations and taken corrective measures described in this Owner's Report in accordance with the requirements of the ASME Code, Section XI.

By signing this certificate neither the Inspector nor his employer makes any warranty, expressed or implied, concerning the examinations and corrective measure described in this Owners Report. Furthermore, neither the Inspector nor his employer shall be liable in any manner for any personal injury or property damage or a loss of any kind arising from or connected with this inspection.

Robert M. Smith  
Inspector's Signature

Commissions NC 978

Date 9-1, 1999

**FORM NIS-2 OWNER'S REPORT FOR REPAIRS OR REPLACEMENTS**

As Required By The Provisions Of The ASME Code Section XI

1. Owner DUKE POWER COMPANY

1a Date 08/26/99

Sheet 1 of 1

Address 526 S. CHURCH STREET, CHARLOTTE N.C. 28201-10062. Plant CATAWBA NUCLEAR STATION2a Unit ☒ 1 ☐ 2 ☐ 3 ☐ Shared (specify Units ☐ )Address 4800 CONCORD RD. YORK, S.C. 297453. Work Performed By Duke Power Company

3a Work Order # 98127824-01

Address 526 S. Church St. Charlotte, N.C. 28201-1006Type Code Symbol Stamp N/A Authorization No. N/A

3b NSM or MN # CE10021

Expiration Date N/A4 Identification of System CA AUXILIARY FEEDWATER SYSTEM Class B

5. (a) Applicable Construction Code III 1974 Edition, S'75 Addenda, N-416-1 Code Cases

(b) Applicable Edition of Section XI Utilized for Repairs or Replacements 1989 Addenda NONE

6. Identification of Components Repaired or Replacement Components

	Column 1	Column 2	Column 3	Column 4	Column 5	Column 6	Column 7	Column 8
	Name of Component	Name of Manufacturer	Manufacturer Serial Number	N B Number	Other Identification (Size)	Year Built	Repaired, Replaced, or Replacement	ASME Code Stamped (yes or no)
A	Pipe	Duke Power Co.	C-1CA	121	Pipe-SA-335, Ell-SA-182, 4x2 Red-SA234, Tee-SA-182		REPLACEMENT	
B	Pipe welds	Duke Power Co.	C-1CA	121	1CA105-52,51,50,49,48,47,46,45,44,43,42,41,40,39,38,35,33,32,31,30,29,28,27		REPLACEMENT	
C					1CA105-,25,24,23,22,21,20,18,17,16,19,26,15,13,12,11,10,9,8,3,2,1,		REPLACEMENT	
D					<i>Hanger welds - 1-R-CA-1647-3</i>		REPAIRED	
E							REPAIRED	
F							REPAIRED	

NOTE: Supplemental sheets in form of lists, sketches, or drawings may be used, provided (1) size is 8 1/2 in. x 11 in. (2) information in items 1 through 6 on this reports included on each sheet, and (3) each sheet is numbered and the number of sheets is recorded at the top of this form.

7. Description of Work Replace 2" Tempering Flow Pipe\_

8. Test Conducted: Hydrostatic ☐ Pneumatic ☐ Nominal Operating Pressure ☒ Other ☐ Exempt ☐  
Pressure 1070 psig Test Temp. 362 deg.F.

9. Remarks \_\_\_\_\_

(Applicable Manufacturers Data Records to be attached)

#### CERTIFICATE OF COMPLIANCE

We certify that the statements made in the report are correct and this repair or replacement conforms to the rules of the rules of the ASME Code, Section XI.

Type Code Symbol Stamp N/A

Expiration Date N/A

Certificate of Authorization No. N/A

Signed

Paul L. Smith, Tech Spec  
Owner or Owner's Designee, Title

Date 8/26, 19 99

#### CERTIFICATE OF INSERVICE INSPECTION

I, the undersigned, holding a valid commission issued by the National Board of Boiler and Pressure Vessel Inspectors and the

State or Providence of NORTH CAROLINA and employed by HSB I AND I Company of Hartford Connecticut have inspected the components described in this Owners Report during the period 3-31-99 to 8-31-99; and state that to the best of my knowledge and belief, the Owner has performed examinations and taken corrective measures described in this Owner's Report in accordance with the requirements of the ASME Code, Section XI.

By signing this certificate neither the Inspector nor his employer makes any warranty, expressed or implied, concerning the examinations and corrective measure described in this Owners Report. Furthermore, neither the Inspector nor his employer shall be liable in any manner for any personal injury or property damage or a loss of any kind arising from or connected with this inspection.

Robert M. Ellis  
Inspector's Signature

Commissions NC 978

Date 8-31, 19 99

**FORM NIS-2 OWNER'S REPORT FOR REPAIRS OR REPLACEMENTS**

As Required By The Provisions Of The ASME Code Section XI

1. Owner DUKE POWER COMPANY

1a Date 09/07/99

Sheet 1 of 1

Address 526 S. CHURCH STREET. CHARLOTTE N.C. 28201-10062. Plant CATAWBA NUCLEAR STATION2a Unit ☒ 1 ☐ 2 ☐ 3 ☐ Shared (specify Units ☐ )Address 4800 CONCORD RD. YORK, S.C. 297453. Work Performed By Duke Power Company

3a Work Order # 98127824-07

Address 526 S. Church St. Charlotte, N.C. 28201-1006Type Code Symbol Stamp N/A Authorization No. N/A

3b NSM or MN # CE-10021

Expiration Date N/A4 Identification of System CA AUXILIARY FEEDWATER SYSTEM Class B

5. (a) Applicable Construction Code III 1974 Edition, S'75 Addenda, NONE Code Cases

(b) Applicable Edition of Section XI Utilized for Repairs or Replacements 1989 Addenda NONE

6. Identification of Components Repaired or Replacement Components

	Column 1	Column 2	Column 3	Column 4	Column 5	Column 6	Column 7	Column 8
	Name of Component	Name of Manufacturer	Manufacturer Serial Number	N B Number	Other Identification (Size)	Year Built	Repaired. Replaced. or Replacement	ASME Code Stamped (yes or no)
A	Weld	Duke Power Co.	C-1CA	121	Weld 1-R-CA-1647-3 for hanger 1-R-CA-1647		REPLACEMENT	
B							REPAIRED	
C							REPAIRED	
D							REPAIRED	
E							REPAIRED	
F							REPAIRED	

NOTE: Supplemental sheets in form of lists, sketches, or drawings may be used, provided (1) size is 8 1/2 in. x 11 in. (2) information in items 1 through 6 on this reports included on each sheet, and (3) each sheet is numbered and the number of sheets is recorded at the top of this form.

7. Description of Work Restore Hanger 1-R-CA-1647\_

8. Test Conducted: Hydrostatic ☐ Pressure      psig      Pneumatic ☐ Test Temp.      deg.F.      Nominal Operating Pressure ☐      Other ☐ Exempt ☒

9. Remarks \_\_\_\_\_

(Applicable Manufacturers Data Records to be attached)

#### CERTIFICATE OF COMPLIANCE

We certify that the statements made in the report are correct and this repair or replacement conforms to the rules of the rules of the ASME Code, Section XI.

Type Code Symbol Stamp N/A

Expiration Date N/A

Certificate of Authorization No. N/A

Signed

Paul L. Smith  
Owner or Owner's Designee, Title

TECH SPEC

Date

9/7, 1999

#### CERTIFICATE OF INSERVICE INSPECTION

I, the undersigned, holding a valid commission issued by the National Board of Boiler and Pressure Vessel Inspectors and the

State or Province of NORTH CAROLINA and employed by HSB I AND I Company of Hartford Connecticut have inspected the components described in this Owners Report during the period 3-22-99 to 9-7-99 and state that to the best of my knowledge and belief, the Owner has performed examinations and taken corrective measures described in this Owner's Report in accordance with the requirements of the ASME Code, Section XI.

By signing this certificate neither the Inspector nor his employer makes any warranty, expressed or implied, concerning the examinations and corrective measure described in this Owners Report. Furthermore, neither the Inspector nor his employer shall be liable in any manner for any personal injury or property damage or a loss of any kind arising from or connected with this inspection.

Robert McGee  
Inspector's Signature

Commissions NC 978

Date 9-7, 1999

**FORM NIS-2 OWNER'S REPORT FOR REPAIRS OR REPLACEMENTS**

As Required By The Provisions Of The ASME Code Section XI

1. Owner DUKE POWER COMPANY

1a Date 08/02/99

Sheet 1 of 1

Address 526 S. CHURCH STREET. CHARLOTTE N.C. 28201-10062. Plant CATAWBA NUCLEAR STATION2a Unit ☒ 1 ☐ 2 ☐ 3 ☐ Shared (specify Units ☐ )Address 4800 CONCORD RD. YORK, S.C. 297453. Work Performed By Duke Power Company

3a Work Order # 98128616-01

Address 526 S. Church St. Charlotte, N.C. 28201-1006Type Code Symbol Stamp N/A Authorization No. N/A

3b NSM or MN # N/A

Expiration Date N/A4 Identification of System NS CONTAINMENT SPRAY SYSTEMClass B

5. (a) Applicable Construction Code III 1974 Edition, S'75 Addenda, NONE Code Cases

(b) Applicable Edition of Section XI Utilized for Repairs or Replacements 1989 Addenda NONE

6. Identification of Components Repaired or Replacement Components

	Column 1	Column 2	Column 3	Column 4	Column 5	Column 6	Column 7	Column 8
	Name of Component	Name of Manufacturer	Manufacturer Serial Number	N B Number	Other Identification (Size)	Year Built	Repaired. Replaced. or Replacement	ASME Code Stamped (yes or no)
A	Bolts				Studs-SA193, Nuts-SA194 For Containment Spray Pump"1A"		REPLACED	
B							REPAIRED	
C							REPAIRED	
D							REPAIRED	
E							REPAIRED	
F							REPAIRED	

NOTE: Supplemental sheets in form of lists, sketches, or drawings may be used, provided (1) size is 8 1/2 in. x 11 in. (2) information in items 1 through 6 on this reports included on each sheet, and (3) each sheet is numbered and the number of sheets is recorded at the top of this form.

7. Description of Work Replace Suction Bolts on Suction Flange\_

8. Test Conducted: Hydrostatic ☐ Pneumatic ☐ Nominal Operating Pressure ☐ Other ☐ Exempt ☒  
Pressure psig Test Temp. deg.F.

9. Remarks \_\_\_\_\_  
\_\_\_\_\_  
\_\_\_\_\_

(Applicable Manufacturers Data Records to be attached)

#### CERTIFICATE OF COMPLIANCE

We certify that the statements made in the report are correct and this repair or replacement conforms to the rules of the rules of the ASME Code, Section XI.

Type Code Symbol Stamp N/A

Expiration Date N/A

Certificate of Authorization No. N/A

Signed Robert L Smith, Tech Spec. Date 8/2, 1999  
Owner or Owner's Designee, Title

#### CERTIFICATE OF INSERVICE INSPECTION

I, the undersigned, holding a valid commission issued by the National Board of Boiler and Pressure Vessel Inspectors and the

State or Providence of NORTH CAROLINA and employed by HSB I AND I Company of Hartford Connecticut have inspected the components described in this Owners Report during the period 5-3-99 to 8-23-99; and state that to the best of my knowledge and belief, the Owner has performed examinations and taken corrective measures described in this Owner's Report in accordance with the requirements of the ASME Code, Section XI.

By signing this certificate neither the Inspector nor his employer makes any warranty, expressed or implied, concerning the examinations and corrective measure described in this Owners Report. Furthermore, neither the Inspector nor his employer shall be liable in any manner for any personal injury or property damage or a loss of any kind arising from or connected with this inspection.

Robert m. Sullivan  
Inspector's Signature

Commissions NC 978

Date 8-23, 1999

**FORM NIS-2 OWNER'S REPORT FOR REPAIRS OR REPLACEMENTS**

As Required By The Provisions Of The ASME Code Section XI

1. Owner DUKE POWER COMPANY

1a Date 07/06/99

Sheet 1 of 1

Address 526 S. CHURCH STREET. CHARLOTTE N.C. 28201-10062. Plant CATAWBA NUCLEAR STATION2a Unit ☒ 1 ☐ 2 ☐ 3 ☐ Shared (specify Units ☐ )Address 4800 CONCORD RD. YORK, S.C. 297453. Work Performed By Duke Power Company

3a Work Order # 98134460-01

Address 526 S. Church St. Charlotte, N.C. 28201-1006Type Code Symbol Stamp N/A Authorization No. N/A

3b NSM or MN # N/A

Expiration Date N/A4 Identification of System NI SAFETY INJECTION SYSTEMClass A

5. (a) Applicable Construction Code III 1974 Edition, S'75 Addenda, NONE Code Cases

(b) Applicable Edition of Section XI Utilized for Repairs or Replacements 1989 Addenda NONE

6. Identification of Components Repaired or Replacement Components

	Column 1	Column 2	Column 3	Column 4	Column 5	Column 6	Column 7	Column 8
	Name of Component	Name of Manufacturer	Manufacturer Serial Number	N B Number	Other Identification (Size)	Year Built	Repaired. Replaced, or Replacement	ASME Code Stamped (yes or no)
A	Bolt				Nut-SA453 for valve 1NI180		REPLACED	
B							REPAIRED	
C							REPAIRED	
D							REPAIRED	
E							REPAIRED	
F							REPAIRED	

NOTE: Supplemental sheets in form of lists, sketches, or drawings may be used, provided (1) size is 8 1/2 in. x 11 in. (2) information in items 1 through 6 on this reports included on each sheet, and (3) each sheet is numbered and the number of sheets is recorded at the top of this form.

7. Description of Work I/R Valve INI-180\_\_

8. Test Conducted: Hydrostatic ☐ Pneumatic ☐ Nominal Operating Pressure ☐ Other ☐ Exempt ☒  
Pressure                      psig                      Test Temp.                      deg.F.

9. Remarks \_\_\_\_\_  
\_\_\_\_\_  
\_\_\_\_\_

(Applicable Manufacturers Data Records to be attached)

### CERTIFICATE OF COMPLIANCE

We certify that the statements made in the report are correct and this repair or replacement conforms to the rules of the rules of the ASME Code, Section XI.

Type Code Symbol Stamp N/A

Expiration Date N/A

Certificate of Authorization No. N/A

Signed Paul L. Smith TECH. SPEC. Date 7/5, 19 99  
Owner or Owner's Designee, Title

### CERTIFICATE OF INSERVICE INSPECTION

I, the undersigned, holding a valid commission issued by the National Board of Boiler and Pressure Vessel Inspectors and the

State or Providence of NORTH CAROLINA and employed by HSB I AND I Company of Hartford Connecticut have inspected the components described in this Owners Report during the period 5-2-99 to 8-2-99; and state that to the best of my knowledge and belief, the Owner has performed examinations and taken corrective measures described in this Owner's Report in accordance with the requirements of the ASME Code, Section XI.

By signing this certificate neither the Inspector nor his employer makes any warranty, expressed or implied, concerning the examinations and corrective measure described in this Owners Report. Furthermore, neither the Inspector nor his employer shall be liable in any manner for any personal injury or property damage or a loss of any kind arising from or connected with this inspection.

Robert M. Smith  
Inspector's Signature

Commissions NC 978

Date 8-2, 19 99

**FORM NIS-2 OWNER'S REPORT FOR REPAIRS OR REPLACEMENTS**

As Required By The Provisions Of The ASME Code Section XI

1. Owner DUKE POWER COMPANY

1a Date 09/14/99

Sheet 1 of 1

Address 526 S. CHURCH STREET, CHARLOTTE N.C. 28201-10062. Plant CATAWBA NUCLEAR STATION2a Unit ☒ 1 ☐ 2 ☐ 3 ☐ Shared (specify Units ☐ )Address 4800 CONCORD RD. YORK, S.C. 297453. Work Performed By Duke Power Company

3a Work Order # 98137352

Address 526 S. Church St. Charlotte, N.C. 28201-1006Type Code Symbol Stamp N/A Authorization No. N/A

3b NSM or MN # N/A

Expiration Date N/A4 Identification of System RN Nuclear Service Wtr. Sys.Class C

5. (a) Applicable Construction Code III 1974 Edition, S'75 Addenda, N-416-1 Code Cases

(b) Applicable Edition of Section XI Utilized for Repairs or Replacements 1989 Addenda NONE

6. Identification of Components Repaired or Replacement Components

	Column 1	Column 2	Column 3	Column 4	Column 5	Column 6	Column 7	Column 8
	Name of Component	Name of Manufacturer	Manufacturer Serial Number	N B Number	Other Identification (Size)	Year Built	Repaired. Replaced. or Replacement	ASME Code Stamped (yes or no)
A	Pipe	Duke Power Co.	C-1RN	117	Pipe-SA106, Reducer SA403, Tee SA234, Elbow SA234		REPLACEMENT	
B	Pipe Welds	Duke Power Co.	C-1RN	117	0RN128-5, 0RN127-5,6,7,8,9,10 0RN128-1,2,3,4 0RN137-40,41,42		REPLACEMENT	
C	Valve	Pacific	419-6	133	Valve tag #1RN46		REPLACED	
D	Valve	Pacific	0017-9	23	Valve Tag #1RN46	1979	REPLACEMENT	
E							REPAIRED	
F							REPAIRED	

NOTE: Supplemental sheets in form of lists, sketches, or drawings may be used, provided (1) size is 8 1/2 in. x 11 in. (2) information in items 1 through 6 on this reports included on each sheet, and (3) each sheet is numbered and the number of sheets is recorded at the top of this form.

7. Description of Work Replace RN Piping

8. Test Conducted: Hydrostatic ☐ Pneumatic ☐ Nominal Operating Pressure ☒ Other ☐ Exempt ☐  
Pressure 80 psig Test Temp. 60 deg.F.

9. Remarks

(Applicable Manufacturers Data Records to be attached)

#### CERTIFICATE OF COMPLIANCE

We certify that the statements made in the report are correct and this repair or replacement conforms to the rules of the rules of the ASME Code, Section XI.

Type Code Symbol Stamp N/A

Expiration Date N/A

Certificate of Authorization No. N/A

Signed Robert M. Liv TECH SPEC Date 9/14, 19 99  
Owner or Owner's Designee, Title

#### CERTIFICATE OF INSERVICE INSPECTION

I, the undersigned, holding a valid commission issued by the National Board of Boiler and Pressure Vessel Inspectors and the

State or Province of NORTH CAROLINA and employed by HSB I AND I Company of Hartford Connecticut have inspected the components described in this Owners Report during the period 8-24-99 to 9-14-99 and state that to the best of my knowledge and belief, the Owner has performed examinations and taken corrective measures described in this Owner's Report in accordance with the requirements of the ASME Code, Section XI.

By signing this certificate neither the Inspector nor his employer makes any warranty, expressed or implied, concerning the examinations and corrective measure described in this Owners Report. Furthermore, neither the Inspector nor his employer shall be liable in any manner for any personal injury or property damage or a loss of any kind arising from or connected with this inspection.

Robert M. Liv  
Inspector's Signature

Commissions NC 978

Date 9-14, 19 99

**FORM NIS-2 OWNER'S REPORT FOR REPAIRS OR REPLACEMENTS**

As Required By The Provisions Of The ASME Code Section XI

1. Owner DUKE POWER COMPANY

1a Date 08/09/99

Sheet 1 of 1

Address 526 S. CHURCH STREET. CHARLOTTE N.C. 28201-10062. Plant CATAWBA NUCLEAR STATION2a Unit ☒ 1 ☐ 2 ☐ 3 ☐ Shared (specify Units ☐ )Address 4800 CONCORD RD. YORK, S.C. 297453. Work Performed By Duke Power Company

3a Work Order # 98146594-01

Address 526 S. Church St. Charlotte, N.C. 28201-1006Type Code Symbol Stamp N/A Authorization No. N/A

3b NSM or MN # N/A

Expiration Date N/A

4 Identification of System

Class C

RN NUCLEAR SERVICE WATER SYSTEM

5. (a) Applicable Construction Code III 1974 Edition, S'75 Addenda, NONE Code Cases

(b) Applicable Edition of Section XI Utilized for Repairs or Replacements 1989 Addenda NONE

6. Identification of Components Repaired or Replacement Components

	Column 1	Column 2	Column 3	Column 4	Column 5	Column 6	Column 7	Column 8
	Name of Component	Name of Manufacturer	Manufacturer Serial Number	N B Number	Other Identification (Size)	Year Built	Repaired, Replaced, or Replacement	ASME Code Stamped (yes or no)
A	Bolts				Cap Screw-SA193, Nut-SA194 for Nuclear Service Wtr Pump "1B"		REPLACED	
B							REPAIRED	
C							REPAIRED	
D							REPAIRED	
E							REPAIRED	
F							REPAIRED	

NOTE: Supplemental sheets in form of lists, sketches, or drawings may be used, provided (1) size is 8 1/2 in. x 11 in. (2) information in items 1 through 6 on this reports included on each sheet, and (3) each sheet is numbered and the number of sheets is recorded at the top of this form.

7. Description of Work I/R RN Pump\_

8. Test Conducted: Hydrostatic ☐ Pneumatic ☐ Nominal Operating Pressure ☐ Other ☐ Exempt ☒  
 Pressure psig Test Temp. deg.F.

9. Remarks \_\_\_\_\_  
 \_\_\_\_\_  
 \_\_\_\_\_

(Applicable Manufacturers Data Records to be attached)

### CERTIFICATE OF COMPLIANCE

We certify that the statements made in the report are correct and this repair or replacement conforms to the rules of the rules of the ASME Code, Section XI.

Type Code Symbol Stamp N/A

Expiration Date N/A

Certificate of Authorization No. N/A

Signed

Paul L. Smith, Tech Spec.  
 Owner or Owner's Designee, Title

Date

8/9, 19 99

### CERTIFICATE OF INSERVICE INSPECTION

I, the undersigned, holding a valid commission issued by the National Board of Boiler and Pressure Vessel Inspectors and the

State or Providence of NORTH CAROLINA and employed by HSB I AND I Company of Hartford Connecticut have inspected the components described in this Owners Report during the period 7-20-99 to 8-10-99; and state that to the best of my knowledge and belief, the Owner has performed examinations and taken corrective measures described in this Owner's Report in accordance with the requirements of the ASME Code, Section XI.

By signing this certificate neither the Inspector nor his employer makes any warranty, expressed or implied, concerning the examinations and corrective measure described in this Owners Report. Furthermore, neither the Inspector nor his employer shall be liable in any manner for any personal injury or property damage or a loss of any kind arising from or connected with this inspection.

Robert M. Smith

Inspector's Signature

Commissions

NC 978

Date 8-10, 19 99

**FORM NIS-2 OWNER'S REPORT FOR REPAIRS OR REPLACEMENTS**

As Required By The Provisions Of The ASME Code Section XI

1. Owner DUKE POWER COMPANY

1a Date 07/28/99

Sheet 1 of 1

Address 526 S. CHURCH STREET. CHARLOTTE N.C. 28201-10062. Plant CATAWBA NUCLEAR STATION2a Unit ☒ 1 ☐ 2 ☐ 3 ☐ Shared (specify Units ☐ )Address 4800 CONCORD RD. YORK, S.C. 297453. Work Performed By Duke Power Company

3a Work Order # 98146814-03

Address 526 S. Church St. Charlotte, N.C. 28201-1006Type Code Symbol Stamp N/A Authorization No. N/A

3b NSM or MN # N/A

Expiration Date N/A

4 Identification of System

Class B

BB STEAM GERATOR BLOWDOWN SYSTEM

5. (a) Applicable Construction Code III 1974 Edition, S'75 Addenda, NONE Code Cases

(b) Applicable Edition of Section XI Utilized for Repairs or Replacements 1989 Addenda NONE

6. Identification of Components Repaired or Replacement Components

	Column 1	Column 2	Column 3	Column 4	Column 5	Column 6	Column 7	Column 8
	Name of Component	Name of Manufacturer	Manufacturer Serial Number	N B Number	Other Identification (Size)	Year Built	Repaired, Replaced, or Replacement	ASME Code Stamped (yes or no)
A	Rear Bracket	Grinnell Corp.			For Hanger 1-R-BB-1766		REPLACED	
B	Welds	Duke Power Co.			1-R-BB-1766-6,5		REPLACED	
C							REPAIRED	
D							REPAIRED	
E							REPAIRED	
F							REPAIRED	

NOTE: Supplemental sheets in form of lists, sketches, or drawings may be used, provided (1) size is 8 1/2 in. x 11 in. (2) information in items 1 through 6 on this reports included on each sheet, and (3) each sheet is numbered and the number of sheets is recorded at the top of this form.

7. Description of Work Modify support 1-R-BB-1766\_

8. Test Conducted: Hydrostatic ☐ Pressure      Pneumatic ☐ Test Temp.      Nominal Operating Pressure ☐ deg.F.      Other ☐ Exempt ☒

9. Remarks \_\_\_\_\_  
\_\_\_\_\_  
\_\_\_\_\_

(Applicable Manufacturers Data Records to be attached)

#### CERTIFICATE OF COMPLIANCE

We certify that the statements made in the report are correct and this repair or replacement conforms to the rules of the rules of the ASME Code, Section XI.

Type Code Symbol Stamp N/A

Expiration Date N/A

Certificate of Authorization No. N/A

Signed

Paul D. Smith, Tech Spec.  
Owner or Owner's Designee, Title

Date 7/28, 19 99

#### CERTIFICATE OF INSERVICE INSPECTION

I, the undersigned, holding a valid commission issued by the National Board of Boiler and Pressure Vessel Inspectors and the

State or Providence of NORTH CAROLINA and employed by HSB I AND I Company of Hartford Connecticut have inspected the components described in this Owners Report during the period 4-7-99 to 8-4-99; and state that to the best of my knowledge and belief, the Owner has performed examinations and taken corrective measures described in this Owner's Report in accordance with the requirements of the ASME Code, Section XI.

By signing this certificate neither the Inspector nor his employer makes any warranty, expressed or implied, concerning the examinations and corrective measure described in this Owners Report. Furthermore, neither the Inspector nor his employer shall be liable in any manner for any personal injury or property damage or a loss of any kind arising from or connected with this inspection.

Robert M. Smith  
Inspector's Signature

Commissions NC 978

Date 8-4, 19 99

**FORM NIS-2 OWNER'S REPORT FOR REPAIRS OR REPLACEMENTS**

As Required By The Provisions Of The ASME Code Section XI

1. Owner DUKE POWER COMPANY

1a Date 08/25/99

Sheet 1 of 1

Address 526 S. CHURCH STREET, CHARLOTTE N.C. 28201-10062. Plant CATAWBA NUCLEAR STATION2a Unit ☒ 1 ☐ 2 ☐ 3 ☐ Shared (specify Units ☐ )Address 4800 CONCORD RD. YORK, S.C. 297453. Work Performed By Duke Power Company

3a Work Order # 9815395524

Address 526 S. Church St. Charlotte, N.C. 28201-1006Type Code Symbol Stamp N/A Authorization No. N/A

3b NSM or MN # N/A

Expiration Date N/A

4 Identification of System

Class C

RN NUCLEAR SERVICE WATER SYSTEM

5. (a) Applicable Construction Code III 1974 Edition, S'75 Addenda, N-416-1 Code Cases

(b) Applicable Edition of Section XI Utilized for Repairs or Replacements 1989 Addenda NONE

6. Identification of Components Repaired or Replacement Components

	Column 1	Column 2	Column 3	Column 4	Column 5	Column 6	Column 7	Column 8
	Name of Component	Name of Manufacturer	Manufacturer Serial Number	N B Number	Other Identification (Size)	Year Built	Repaired, Replaced, or Replacement	ASME Code Stamped (yes or no)
A	Pipe	Duke Power Co.	C-1RN	117	Pipe welds- 1RN49-22,10 1RN111-9,15		REPLACED	
B							REPAIRED	
C							REPAIRED	
D							REPAIRED	
E							REPAIRED	
F							REPAIRED	

NOTE: Supplemental sheets in form of lists, sketches, or drawings may be used, provided (1) size is 8 1/2 in. x 11 in. (2) information in items 1 through 6 on this reports included on each sheet, and (3) each sheet is numbered and the number of sheets is recorded at the top of this form.

## 7. Description of Work R/R RN Piping\_

8. Test Conducted: Hydrostatic ☐ Pneumatic ☐ Nominal Operating Pressure ☒ Other ☐ Exempt ☐  
Pressure 75 psig Test Temp. 62 deg.F.

## 9. Remarks \_\_\_\_\_

(Applicable Manufacturers Data Records to be attached)

**CERTIFICATE OF COMPLIANCE**

We certify that the statements made in the report are correct and this repair or replacement conforms to the rules of the rules of the ASME Code, Section XI.

Type Code Symbol Stamp N/AExpiration Date N/ACertificate of Authorization No. N/A

Signed

Paul L. Smith, Tech Spec.  
Owner or Owner's Designee, TitleDate 8/25, 1999**CERTIFICATE OF INSERVICE INSPECTION**

I, the undersigned, holding a valid commission issued by the National Board of Boiler and Pressure Vessel Inspectors and the

State or Providence of NORTH CAROLINA and employed by HSB I AND I Company of Hartford Connecticut have inspected the components described in this Owners Report during the period 5-3-99 to 9-1-99 and state that to the best of my knowledge and belief, the Owner has performed examinations and taken corrective measures described in this Owner's Report in accordance with the requirements of the ASME Code, Section XI.

By signing this certificate neither the Inspector nor his employer makes any warranty, expressed or implied, concerning the examinations and corrective measure described in this Owners Report. Furthermore, neither the Inspector nor his employer shall be liable in any manner for any personal injury or property damage or a loss of any kind arising from or connected with this inspection.

Robert M. Gill  
Inspector's SignatureCommissions NC 978Date 9-1, 1999

**FORM NIS-2 OWNER'S REPORT FOR REPAIRS OR REPLACEMENTS**

As Required By The Provisions Of The ASME Code Section XI

1. Owner DUKE POWER COMPANY

1a Date 10/07/99

Sheet 24 of 42Address 526 S. CHURCH STREET, CHARLOTTE N.C. 28201-10062. Plant CATAWBA NUCLEAR STATION2a Unit ☒ 1 ☐ 2 ☐ 3 ☐ Shared (specify Units ☐ )Address 4800 CONCORD RD. YORK, S.C. 297453. Work Performed By Duke Power Company

3a Work Order # 98155700-11

Address 526 S. Church St. Charlotte, N.C. 28201-1006Type Code Symbol Stamp N/A Authorization No. N/A

3b NSM or MN # CE-61478

Expiration Date N/A

4 Identification of System

Class C

RN NUCLEAR SERVICE WATER SYSTEM

5. (a) Applicable Construction Code III 1974 Edition, S'75 Addenda, N-416-1 Code Cases

(b) Applicable Edition of Section XI Utilized for Repairs or Replacements 1989 Addenda NONE

6. Identification of Components Repaired or Replacement Components

	Column 1	Column 2	Column 3	Column 4	Column 5	Column 6	Column 7	Column 8
	Name of Component	Name of Manufacturer	Manufacturer Serial Number	N B Number	Other Identification (Size)	Year Built	Repaired, Replaced, or Replacement	ASME Code Stamped (yes or no)
A	Pipe Welds	Duke Power Co.	C-1RN	117	1RN125-26,27,28,29,40,41,16,17,18, 19, 20,21, 22,23,24,25,		REPLACEMENT	
B					1RN181-39,38,BMR1,BMR2,BMR3,BMR4		REPLACEMENT <i>Repaired</i>	
C	Pipe Clamps	Grinnell			For Hanger 1-R-RN-231		REPLACEMENT	
D							REPAIRED	
E							REPAIRED	
F							REPAIRED	

**FORM NIS-2 OWNER'S REPORT FOR REPAIRS OR REPLACEMENTS**

As Required By The Provisions Of The ASME Code Section XI

1. Owner DUKE POWER COMPANY

1a Date 10/07/99

Sheet 1 of 12

Address 526 S. CHURCH STREET, CHARLOTTE N.C. 28201-10062. Plant CATAWBA NUCLEAR STATION2a Unit ☒ 1 ☐ 2 ☐ 3 ☐ Shared (specify Units ☐ )Address 4800 CONCORD RD. YORK, S.C. 297453. Work Performed By Duke Power Company

3a Work Order # 98155700-11

Address 526 S. Church St. Charlotte, N.C. 28201-1006Type Code Symbol Stamp N/A Authorization No. N/A

3b NSM or MN # CE-61478

Expiration Date N/A

4 Identification of System

Class C

RN NUCLEAR SERVICE WATER SYSTEM

5. (a) Applicable Construction Code III 1974 Edition, S'75 Addenda, N-416-1 Code Cases

(b) Applicable Edition of Section XI Utilized for Repairs or Replacements 1989 Addenda NONE

6. Identification of Components Repaired or Replacement Components

	Column 1	Column 2	Column 3	Column 4	Column 5	Column 6	Column 7	Column 8
	Name of Component	Name of Manufacturer	Manufacturer Serial Number	N B Number	Other Identification (Size)	Year Built	Repaired. Replaced. or Replacement	ASME Code Stamped (yes or no)
A	10" 8" & 6" Pipe Materials	Duke Power Co.	C-1RN	117	Pipe-SA106, 90 Elbows-SA234, 8x6 Reducers-SA234, Flanges-SA105		REPLACEMENT	
B					10x8 Reducers-SA234, 45 Elbow-SA234		REPLACEMENT	
C	Sway Strut	ITT Grinnell	1993-167		For hanger 1-R-RN-0231		REPLACEMENT	
D	Sway Strut	ITT Grinnell	8983		For hanger 1-R-RN-0231		REPLACED	
E	Valve	Limitorque	94562-01A	339	Valve tag 1RNE-95	1997	REPLACEMENT <i>Addition</i>	
F	Bolting	Duke Power Co.	C-1RN	117	Rod-SA193, Nuts-SA194		REPLACEMENT	

NOTE: Supplemental sheets in form of lists, sketches, or drawings may be used, provided (1) size is 8 1/2 in. x 11 in. (2) information in items 1 through 6 on this reports included on each sheet, and (3) each sheet is numbered and the number of sheets is recorded at the top of this form.

7. Description of Work Add Flow Instrument on RN Piping\_

8. Test Conducted: Hydrostatic ☐ Pneumatic ☒ Nominal Operating Pressure ☐ Other ☐ Exempt ☐  
Pressure 75 psig Test Temp. 65 deg.F.

9. Remarks \_\_\_\_\_

(Applicable Manufacturers Data Records to be attached)

#### CERTIFICATE OF COMPLIANCE

We certify that the statements made in the report are correct and this repair or replacement conforms to the rules of the rules of the ASME Code, Section XI.

Type Code Symbol Stamp N/A

Expiration Date N/A

Certificate of Authorization No. N/A

Signed Paul J. Smith TECH SPEC Date 10/6, 19 99  
Owner or Owner's Designee, Title

#### CERTIFICATE OF INSERVICE INSPECTION

I, the undersigned, holding a valid commission issued by the National Board of Boiler and Pressure Vessel Inspectors and the

State or Province of NORTH CAROLINA and employed by HSB I AND I Company of Hartford Connecticut have inspected the components described in this Owners Report during the period 5-1-99 to 10-11-99 and state that to the best of my knowledge and belief, the Owner has performed examinations and taken corrective measures described in this Owner's Report in accordance with the requirements of the ASME Code, Section XI.

By signing this certificate neither the Inspector nor his employer makes any warranty, expressed or implied, concerning the examinations and corrective measure described in this Owners Report. Furthermore, neither the Inspector nor his employer shall be liable in any manner for any personal injury or property damage or a loss of any kind arising from or connected with this inspection.

Robert McGil  
Inspector's Signature

Commissions NC 978

Date 10-11, 19 99

**FORM NIS-2 OWNER'S REPORT FOR REPAIRS OR REPLACEMENTS**

As Required By The Provisions Of The ASME Code Section XI

1. Owner DUKE POWER COMPANY

1a Date 08/02/99

Sheet 1 of 1

Address 526 S. CHURCH STREET. CHARLOTTE N.C. 28201-10062. Plant CATAWBA NUCLEAR STATION2a Unit ☒ 1 ☐ 2 ☐ 3 ☐ Shared (specify Units ☐ )Address 4800 CONCORD RD. YORK, S.C. 297453. Work Performed By Duke Power Company

3a Work Order # 98156835-01

Address 526 S. Church St. Charlotte, N.C. 28201-1006Type Code Symbol Stamp N/A Authorization No. N/A

3b NSM or MN # N/A

Expiration Date N/A

4 Identification of System

Class B

NV CNEMICAL VOLUME CONTROL SYSTEM

5. (a) Applicable Construction Code III 1974 Edition, S'75 Addenda, NONE Code Cases

(b) Applicable Edition of Section XI Utilized for Repairs or Replacements 1989 Addenda NONE

6. Identification of Components Repaired or Replacement Components

	Column 1	Column 2	Column 3	Column 4	Column 5	Column 6	Column 7	Column 8
	Name of Component	Name of Manufacturer	Manufacturer Serial Number	N B Number	Other Identification (Size)	Year Built	Repaired, Replaced, or Replacement	ASME Code Stamped (yes or no)
A	Disc	Kerotest	SN 8		For valve 1NV-874		REPLACED	
B							REPAIRED	
C							REPAIRED	
D							REPAIRED	
E							REPAIRED	
F							REPAIRED	

NOTE: Supplemental sheets in form of lists, sketches, or drawings may be used, provided (1) size is 8 1/2 in. x 11 in. (2) information in items 1 through 6 on this reports included on each sheet, and (3) each sheet is numbered and the number of sheets is recorded at the top of this form.

7. Description of Work Repair valve INV874\_

8. Test Conducted: Hydrostatic ☐ Pneumatic ☐ Nominal Operating Pressure ☐ Other ☐ Exempt ☒  
Pressure                      psig                      Test Temp.                      deg.F.

9. Remarks \_\_\_\_\_

(Applicable Manufacturers Data Records to be attached)

#### CERTIFICATE OF COMPLIANCE

We certify that the statements made in the report are correct and this repair or replacement conforms to the rules of the rules of the ASME Code, Section XI.

Type Code Symbol Stamp N/A

Expiration Date N/A

Certificate of Authorization No. N/A

Signed

Paulton J. Smith, Tech Spec.  
Owner or Owner's Designee, Title

Date 8/2, 19 99

#### CERTIFICATE OF INSERVICE INSPECTION

I, the undersigned, holding a valid commission issued by the National Board of Boiler and Pressure Vessel Inspectors and the

State or Providence of NORTH CAROLINA and employed by HSB I AND I Company of Hartford Connecticut have inspected the components described in this Owners Report during the period 4-30-99 to 8-23-99; and state that to the best of my knowledge and belief, the Owner has performed examinations and taken corrective measures described in this Owner's Report in accordance with the requirements of the ASME Code, Section XI.

By signing this certificate neither the Inspector nor his employer makes any warranty, expressed or implied, concerning the examinations and corrective measure described in this Owners Report. Furthermore, neither the Inspector nor his employer shall be liable in any manner for any personal injury or property damage or a loss of any kind arising from or connected with this inspection.

Robert M. Gill  
Inspector's Signature

Commissions NC 978

Date 8-23, 19 99

**FORM NIS-2 OWNER'S REPORT FOR REPAIRS OR REPLACEMENTS**

As Required By The Provisions Of The ASME Code Section XI

1. Owner DUKE POWER COMPANY

1a Date 07/29/99

Sheet 1 of 1

Address 526 S. CHURCH STREET, CHARLOTTE N.C. 28201-10062. Plant CATAWBA NUCLEAR STATION2a Unit ☒ 1 ☐ 2 ☐ 3 ☐ Shared (specify Units ☐ )Address 4800 CONCORD RD. YORK, S.C. 297453. Work Performed By Duke Power Company

3a Work Order # 98157265-01

Address 526 S. Church St. Charlotte, N.C. 28201-1006Type Code Symbol Stamp N/A Authorization No. N/A3b NSM or MN # N/AExpiration Date N/A4 Identification of System NC REACTOR COOLANT SYSTEMClass A

5. (a) Applicable Construction Code III 1974 Edition, S'75 Addenda, NONE Code Cases

(b) Applicable Edition of Section XI Utilized for Repairs or Replacements 1989 Addenda NONE

6. Identification of Components Repaired or Replacement Components

	Column 1	Column 2	Column 3	Column 4	Column 5	Column 6	Column 7	Column 8
	Name of Component	Name of Manufacturer	Manufacturer Serial Number	N B Number	Other Identification (Size)	Year Built	Repaired. Replaced. or Replacement	ASME Code Stamped (yes or no)
A	Base Metal Repair	Westinghouse		N/A	Reactor Vessel Head		REPAIRED	
B							REPAIRED	
C							REPAIRED	
D							REPAIRED	
E							REPAIRED	
F							REPAIRED	

NOTE: Supplemental sheets in form of lists, sketches, or drawings may be used, provided (1) size is 8 1/2 in. x 11 in. (2) information in items 1 through 6 on this reports included on each sheet, and (3) each sheet is numbered and the number of sheets is recorded at the top of this form.

7. Description of Work Repair Reactor Head\_

8. Test Conducted: Hydrostatic ☐ Pneumatic ☐ Nominal Operating Pressure ☐ Other ☐ Exempt ☒  
Pressure                      psig                      Test Temp.                      deg.F.

9. Remarks \_\_\_\_\_  
\_\_\_\_\_  
\_\_\_\_\_

(Applicable Manufacturers Data Records to be attached)

#### CERTIFICATE OF COMPLIANCE

We certify that the statements made in the report are correct and this repair or replacement conforms to the rules of the rules of the ASME Code, Section XI.

Type Code Symbol Stamp N/A

Expiration Date N/A

Certificate of Authorization No. N/A

Signed

Paul H. Smith, Tech Spec.  
Owner or Owner's Designee, Title

Date 7/29, 19 99

#### CERTIFICATE OF INSERVICE INSPECTION

I, the undersigned, holding a valid commission issued by the National Board of Boiler and Pressure Vessel Inspectors and the

State or Providence of NORTH CAROLINA and employed by HSB I AND I Company of Hartford Connecticut have inspected the components described in this Owners Report during the period 5-5-99 to 8-24-99 and state that to the best of my knowledge and belief, the Owner has performed examinations and taken corrective measures described in this Owner's Report in accordance with the requirements of the ASME Code, Section XI.

By signing this certificate neither the Inspector nor his employer makes any warranty, expressed or implied, concerning the examinations and corrective measure described in this Owners Report. Furthermore, neither the Inspector nor his employer shall be liable in any manner for any personal injury or property damage or a loss of any kind arising from or connected with this inspection.

Robert M. Liu  
Inspector's Signature

Commissions NC 978

Date 8-24, 19 99

**FORM NIS-2 OWNER'S REPORT FOR REPAIRS OR REPLACEMENTS**

As Required By The Provisions Of The ASME Code Section XI

1. Owner DUKE POWER COMPANY

1a Date 08/03/99

Sheet 1 of 1

Address 526 S. CHURCH STREET, CHARLOTTE N.C. 28201-10062. Plant CATAWBA NUCLEAR STATION2a Unit ☒ 1 ☐ 2 ☐ 3 ☐ Shared (specify Units ☐ )Address 4800 CONCORD RD. YORK, S.C. 297453. Work Performed By Duke Power Company

3a Work Order # 98157345-01

Address 526 S. Church St. Charlotte, N.C. 28201-1006Type Code Symbol Stamp N/A Authorization No. N/A

3b NSM or MN # N/A

Expiration Date N/A4 Identification of System YC- Control Room Area Chiller Sys.Class <sup>as 7/31/99</sup> AC

5. (a) Applicable Construction Code III 1974 Edition, S'75 Addenda, NONE Code Cases

(b) Applicable Edition of Section XI Utilized for Repairs or Replacements 1989 Addenda NONE

6. Identification of Components Repaired or Replacement Components

	Column 1	Column 2	Column 3	Column 4	Column 5	Column 6	Column 7	Column 8
	Name of Component	Name of Manufacturer	Manufacturer Serial Number	N B Number	Other Identification (Size)	Year Built	Repaired. Replaced. or Replacement	ASME Code Stamped (yes or no)
A	Bolts				Cap Screw-SA489 for Control Room Area Chiller (1CRA-C-1)		REPLACED	
B							REPAIRED	
C							REPAIRED	
D							REPAIRED	
E							REPAIRED	
F							REPAIRED	

NOTE: Supplemental sheets in form of lists, sketches, or drawings may be used, provided (1) size is 8 1/2 in. x 11 in. (2) information in items 1 through 6 on this reports included on each sheet, and (3) each sheet is numbered and the number of sheets is recorded at the top of this form.

7. Description of Work Clean/Inspect Chiller\_

8. Test Conducted: Hydrostatic ☐ Pneumatic ☐ Nominal Operating Pressure ☐ Other ☐ Exempt ☒  
Pressure                      psig                      Test Temp.                      deg.F.

9. Remarks \_\_\_\_\_  
\_\_\_\_\_  
\_\_\_\_\_

(Applicable Manufacturers Data Records to be attached)

#### CERTIFICATE OF COMPLIANCE

We certify that the statements made in the report are correct and this repair or replacement conforms to the rules of the rules of the ASME Code, Section XI.

Type Code Symbol Stamp N/A

Expiration Date N/A

Certificate of Authorization No. N/A

Signed Robert L. Smith, Tech Spec Date 8/3, 1999  
Owner or Owner's Designee, Title

#### CERTIFICATE OF INSERVICE INSPECTION

I, the undersigned, holding a valid commission issued by the National Board of Boiler and Pressure Vessel Inspectors and the

State or Providence of NORTH CAROLINA and employed by HSB I AND I Company of Hartford Connecticut have inspected the components described in this Owners Report during the period 6-8-99 to 8-24-99 and state that to the best of my knowledge and belief, the Owner has performed examinations and taken corrective measures described in this Owner's Report in accordance with the requirements of the ASME Code, Section XI.

By signing this certificate neither the Inspector nor his employer makes any warranty, expressed or implied, concerning the examinations and corrective measure described in this Owners Report. Furthermore, neither the Inspector nor his employer shall be liable in any manner for any personal injury or property damage or a loss of any kind arising from or connected with this inspection.

Robert M. Smith  
Inspector's Signature

Commissions NC 978

Date 8-24, 1999

**FORM NIS-2 OWNER'S REPORT FOR REPAIRS OR REPLACEMENTS**

As Required By The Provisions Of The ASME Code Section XI

1. Owner DUKE POWER COMPANY

1a Date 07/06/99

Sheet 1 of 1

Address 526 S. CHURCH STREET. CHARLOTTE N.C. 28201-10062. Plant CATAWBA NUCLEAR STATION2a Unit ☒ 1 ☐ 2 ☐ 3 ☐ Shared (specify Units ☐ )Address 4800 CONCORD RD. YORK, S.C. 297453. Work Performed By Duke Power Company

3a Work Order # 98158559-07

Address 526 S. Church St. Charlotte, N.C. 28201-1006Type Code Symbol Stamp N/A Authorization No. N/A

3b NSM or MN # CE-9509

Expiration Date N/A

4 Identification of System

Class B

BB STEAM GERATOR BLOWDOWN SYSTEM

5. (a) Applicable Construction Code III 1974 Edition, S'75 Addenda, NONE Code Cases

(b) Applicable Edition of Section XI Utilized for Repairs or Replacements 1989 Addenda NONE

6. Identification of Components Repaired or Replacement Components

	Column 1	Column 2	Column 3	Column 4	Column 5	Column 6	Column 7	Column 8
	Name of Component	Name of Manufacturer	Manufacturer Serial Number	N B Number	Other Identification (Size)	Year Built	Repaired. Replaced. or Replacement	ASME Code Stamped (yes or no)
A	Bolting				½" Nut-SA307, Bolt-A563 for hanger 1-R-BB-1846		REPLACEMENT	
B							REPAIRED	
C							REPAIRED	
D							REPAIRED	
E							REPAIRED	
F							REPAIRED	

NOTE: Supplemental sheets in form of lists, sketches, or drawings may be used, provided (1) size is 8 1/2 in. x 11 in. (2) information in items 1 through 6 on this reports included on each sheet, and (3) each sheet is numbered and the number of sheets is recorded at the top of this form.

7. Description of Work Restore Hanger 1-R-BB-1846\_

8. Test Conducted: Hydrostatic ☐ Pneumatic ☐ Nominal Operating Pressure ☐ Other ☐ Exempt ☒  
Pressure psig Test Temp. deg.F.

9. Remarks \_\_\_\_\_  
\_\_\_\_\_  
\_\_\_\_\_

(Applicable Manufacturers Data Records to be attached)

### CERTIFICATE OF COMPLIANCE

We certify that the statements made in the report are correct and this repair or replacement conforms to the rules of the rules of the ASME Code, Section XI.

Type Code Symbol Stamp N/A

Expiration Date N/A

Certificate of Authorization No. N/A

Signed Paul L. Smith TECH SPEC Date 7/5, 19 99  
Owner or Owner's Designee, Title

### CERTIFICATE OF INSERVICE INSPECTION

I, the undersigned, holding a valid commission issued by the National Board of Boiler and Pressure Vessel Inspectors and the

State or Providence of NORTH CAROLINA and employed by HSB I AND I Company of Hartford Connecticut have inspected the components described in this Owners Report during the period 5-5-99 to 8-5-99, and state that to the best of my knowledge and belief, the Owner has performed examinations and taken corrective measures described in this Owner's Report in accordance with the requirements of the ASME Code, Section XI.

By signing this certificate neither the Inspector nor his employer makes any warranty, expressed or implied, concerning the examinations and corrective measure described in this Owners Report. Furthermore, neither the Inspector nor his employer shall be liable in any manner for any personal injury or property damage or a loss of any kind arising from or connected with this inspection.

Robert M. Smith  
Inspector's Signature

Commissions NC 978

Date 8-5-, 19 99

**FORM NIS-2 OWNER'S REPORT FOR REPAIRS OR REPLACEMENTS**

As Required By The Provisions Of The ASME Code Section XI

1. Owner DUKE POWER COMPANY

1a Date 08/02/99

Sheet 1 of 1

Address 526 S. CHURCH STREET, CHARLOTTE N.C. 28201-10062. Plant CATAWBA NUCLEAR STATION2a Unit ☒ 1 ☐ 2 ☐ 3 ☐ Shared (specify Units ☐ )Address 4800 CONCORD RD. YORK, S.C. 297453. Work Performed By Duke Power Company

3a Work Order # 98158661-07

Address 526 S. Church St. Charlotte, N.C. 28201-1006Type Code Symbol Stamp N/A Authorization No. N/A

3b NSM or MN # N/A

Expiration Date N/A

4 Identification of System

Class C

RN NUCLEAR SERVICE WATER SYSTEM

5. (a) Applicable Construction Code III 1974 Edition, S'75 Addenda, N-416-1 Code Cases

(b) Applicable Edition of Section XI Utilized for Repairs or Replacements 1989 Addenda NONE

6. Identification of Components Repaired or Replacement Components

	Column 1	Column 2	Column 3	Column 4	Column 5	Column 6	Column 7	Column 8
	Name of Component	Name of Manufacturer	Manufacturer Serial Number	N B Number	Other Identification (Size)	Year Built	Repaired. Replaced. or Replacement	ASME Code Stamped (yes or no)
A	Pipe	Duke Power Co.	C-1RN	117	6" pipe-SA106 Gr. B		REPLACED	
B	Pipe	Duke Power Co.	C-1RN	117	Pipe Welds-1RN125-42,6 1RN48-3,14		REPLACED	
C							REPAIRED	
D							REPAIRED	
E							REPAIRED	
F							REPAIRED	

NOTE: Supplemental sheets in form of lists, sketches, or drawings may be used, provided (1) size is 8 1/2 in. x 11 in. (2) information in items 1 through 6 on this reports included on each sheet, and (3) each sheet is numbered and the number of sheets is recorded at the top of this form.

7. Description of Work Clean RN Piping

8. Test Conducted: Hydrostatic ☐ Pneumatic ☐ Nominal Operating Pressure ☒ Other ☐ Exempt ☐  
Pressure 75 psig Test Temp. 65 deg.F.

9. Remarks

(Applicable Manufacturers Data Records to be attached)

#### CERTIFICATE OF COMPLIANCE

We certify that the statements made in the report are correct and this repair or replacement conforms to the rules of the rules of the ASME Code, Section XI.

Type Code Symbol Stamp N/A

Expiration Date N/A

Certificate of Authorization No. N/A

Signed

Robert L. Smith, Tech Spec.  
Owner or Owner's Designee, Title

Date 8/2, 1999

#### CERTIFICATE OF INSERVICE INSPECTION

I, the undersigned, holding a valid commission issued by the National Board of Boiler and Pressure Vessel Inspectors and the

State or Providence of NORTH CAROLINA and employed by HSB I AND I Company of Hartford Connecticut have inspected the components described in this Owners Report during the period 5-7-99 to 8-24-99; and state that to the best of my knowledge and belief, the Owner has performed examinations and taken corrective measures described in this Owner's Report in accordance with the requirements of the ASME Code, Section XI.

By signing this certificate neither the Inspector nor his employer makes any warranty, expressed or implied, concerning the examinations and corrective measure described in this Owners Report. Furthermore, neither the Inspector nor his employer shall be liable in any manner for any personal injury or property damage or a loss of any kind arising from or connected with this inspection.

Robert McLi  
Inspector's Signature

Commissions NC 978

Date 8-24, 1999

**FORM NIS-2 OWNER'S REPORT FOR REPAIRS OR REPLACEMENTS**

As Required By The Provisions Of The ASME Code Section XI

1. Owner DUKE POWER COMPANY

1a Date 07/06/99

Sheet 1 of 1

Address 526 S. CHURCH STREET, CHARLOTTE N.C. 28201-10062. Plant CATAWBA NUCLEAR STATION2a Unit ☒ 1 ☐ 2 ☐ 3 ☐ Shared (specify Units ☐ )Address 4800 CONCORD RD. YORK, S.C. 297453. Work Performed By Duke Power Company

3a Work Order # 98159742-03

Address 526 S. Church St. Charlotte, N.C. 28201-1006Type Code Symbol Stamp N/A Authorization No. N/A

3b NSM or MN # N/A

Expiration Date N/A4 Identification of System NI SAFETY INJECTION SYSTEM

Class B

5. (a) Applicable Construction Code III 1974 Edition, S'75 Addenda, NONE Code Cases

(b) Applicable Edition of Section XI Utilized for Repairs or Replacements 1989 Addenda NONE

6. Identification of Components Repaired or Replacement Components

	Column 1	Column 2	Column 3	Column 4	Column 5	Column 6	Column 7	Column 8
	Name of Component	Name of Manufacturer	Manufacturer Serial Number	N B Number	Other Identification (Size)	Year Built	Repaired. Replaced. or Replacement	ASME Code Stamped (yes or no)
A	Bolt				Bolt/nuts for hanger 1-A-NI-4389		REPLACED	
B							REPAIRED	
C							REPAIRED	
D							REPAIRED	
E							REPAIRED	
F							REPAIRED	

NOTE: Supplemental sheets in form of lists, sketches, or drawings may be used, provided (1) size is 8 1/2 in. x 11 in. (2) information in items 1 through 6 on this reports included on each sheet, and (3) each sheet is numbered and the number of sheets is recorded at the top of this form.

7. Description of Work Restore Support 1-A-NI-4389\_

8. Test Conducted: Hydrostatic ☐ Pressure      Pneumatic ☐ psig      Nominal Operating Pressure ☐ Test Temp.      Other ☐ deg.F.      Exempt ☒

9. Remarks \_\_\_\_\_

(Applicable Manufacturers Data Records to be attached)

#### CERTIFICATE OF COMPLIANCE

We certify that the statements made in the report are correct and this repair or replacement conforms to the rules of the rules of the ASME Code, Section XI.

Type Code Symbol Stamp N/A

Expiration Date N/A

Certificate of Authorization No. N/A

Signed

Robert L Smith, Tech Spec.  
Owner or Owner's Designee, Title

Date 7/5, 1999

#### CERTIFICATE OF INSERVICE INSPECTION

I, the undersigned, holding a valid commission issued by the National Board of Boiler and Pressure Vessel Inspectors and the

State or Providence of NORTH CAROLINA and employed by HSB I AND I Company of Hartford Connecticut have inspected the components described in this Owners Report during the period 5-14-99 to 8-2-99; and state that to the best of my knowledge and belief, the Owner has performed examinations and taken corrective measures described in this Owner's Report in accordance with the requirements of the ASME Code, Section XI.

By signing this certificate neither the Inspector nor his employer makes any warranty, expressed or implied, concerning the examinations and corrective measure described in this Owners Report. Furthermore, neither the Inspector nor his employer shall be liable in any manner for any personal injury or property damage or a loss of any kind arising from or connected with this inspection.

Robert M. Smith  
Inspector's Signature

Commissions NC 978

Date 8-2, 1999

**FORM NIS-2 OWNER'S REPORT FOR REPAIRS OR REPLACEMENTS**

As Required By The Provisions Of The ASME Code Section XI

1. Owner DUKE POWER COMPANY

1a Date 07/06/99

Sheet 1 of 1

Address 526 S. CHURCH STREET. CHARLOTTE N.C. 28201-10062. Plant CATAWBA NUCLEAR STATION2a Unit ☒ 1 ☐ 2 ☐ 3 ☐ Shared (specify Units ☐ )Address 4800 CONCORD RD. YORK, S.C. 297453. Work Performed By Duke Power Company

3a Work Order # 98160660-01

Address 526 S. Church St. Charlotte, N.C. 28201-1006Type Code Symbol Stamp N/A Authorization No. N/A

3b NSM or MN # N/A

Expiration Date N/A4 Identification of System NI SAFETY INJECTION SYSTEM

Class B

5. (a) Applicable Construction Code III 1974 Edition, S'75 Addenda, NONE Code Cases

(b) Applicable Edition of Section XI Utilized for Repairs or Replacements 1989 Addenda NONE

6. Identification of Components Repaired or Replacement Components

	Column 1	Column 2	Column 3	Column 4	Column 5	Column 6	Column 7	Column 8
	Name of Component	Name of Manufacturer	Manufacturer Serial Number	N B Number	Other Identification (Size)	Year Built	Repaired. Replaced. or Replacement	ASME Code Stamped (yes or no)
A	Disc	Borg Warner			For valve 1NI162A		REPLACED	
B							REPAIRED	
C							REPAIRED	
D							REPAIRED	
E							REPAIRED	
F							REPAIRED	

NOTE: Supplemental sheets in form of lists, sketches, or drawings may be used, provided (1) size is 8 1/2 in. x 11 in. (2) information in items 1 through 6 on this reports included on each sheet, and (3) each sheet is numbered and the number of sheets is recorded at the top of this form.

7. Description of Work Repair Valve INI162A\_

8. Test Conducted: Hydrostatic ☐ Pneumatic ☐ Nominal Operating Pressure ☐ Other ☐ Exempt ☒  
Pressure                      psig                      Test Temp.                      deg.F.

9. Remarks \_\_\_\_\_  
\_\_\_\_\_  
\_\_\_\_\_

(Applicable Manufacturers Data Records to be attached)

#### CERTIFICATE OF COMPLIANCE

We certify that the statements made in the report are correct and this repair or replacement conforms to the rules of the rules of the ASME Code, Section XI.

Type Code Symbol Stamp N/A

Expiration Date N/A

Certificate of Authorization No. N/A

Signed Robert L. Smith TECH SPEC. Date 7/5, 19 99  
Owner or Owner's Designee, Title

#### CERTIFICATE OF INSERVICE INSPECTION

I, the undersigned, holding a valid commission issued by the National Board of Boiler and Pressure Vessel Inspectors and the

State or Providence of NORTH CAROLINA and employed by HSB I AND I Company of Hartford Connecticut have inspected the components described in this Owners Report during the period 5-11-99 to 8-2-99; and state that to the best of my knowledge and belief, the Owner has performed examinations and taken corrective measures described in this Owner's Report in accordance with the requirements of the ASME Code, Section XI.

By signing this certificate neither the Inspector nor his employer makes any warranty, expressed or implied, concerning the examinations and corrective measure described in this Owners Report. Furthermore, neither the Inspector nor his employer shall be liable in any manner for any personal injury or property damage or a loss of any kind arising from or connected with this inspection.

Robert L. Smith  
Inspector's Signature

Commissions NC 978

Date 8-2, 19 99

**FORM NIS-2 OWNER'S REPORT FOR REPAIRS OR REPLACEMENTS**

As Required By The Provisions Of The ASME Code Section XI

1. Owner DUKE POWER COMPANY

1a Date 08/25/99

Sheet 1 of 1

Address 526 S. CHURCH STREET. CHARLOTTE N.C. 28201-10062. Plant CATAWBA NUCLEAR STATION2a Unit ☒ 1 ☐ 2 ☐ 3 ☐ Shared (specify Units ☐ )Address 4800 CONCORD RD. YORK, S.C. 297453. Work Performed By Duke Power Company

3a Work Order # 98164004-01

Address 526 S. Church St. Charlotte, N.C. 28201-1006Type Code Symbol Stamp N/A Authorization No. N/A

3b NSM or MN # N/A

Expiration Date N/A

4 Identification of System

Class B

NV CNEMICAL VOLUME CONTROL SYSTEM

5. (a) Applicable Construction Code III 1974 Edition, S'75 Addenda, NONE Code Cases

(b) Applicable Edition of Section XI Utilized for Repairs or Replacements 1989 Addenda NONE

6. Identification of Components Repaired or Replacement Components

	Column 1	Column 2	Column 3	Column 4	Column 5	Column 6	Column 7	Column 8
	Name of Component	Name of Manufacturer	Manufacturer Serial Number	N B Number	Other Identification (Size)	Year Built	Repaired. Replaced. or Replacement	ASME Code Stamped (yes or no)
A	Base Metal Repair	Duke Power Co.	C-1NV	127	Base metal repair to the Seal Wtr Injection Filter 1A cover.		REPAIRED	
B							REPAIRED	
C							REPAIRED	
D							REPAIRED	
E							REPAIRED	
F							REPAIRED	

NOTE: Supplemental sheets in form of lists, sketches, or drawings may be used, provided (1) size is 8 1/2 in. x 11 in. (2) information in items 1 through 6 on this reports included on each sheet, and (3) each sheet is numbered and the number of sheets is recorded at the top of this form.

7. Description of Work Weld repair filter cover\_

8. Test Conducted: Hydrostatic ☐ Pneumatic ☐ Nominal Operating Pressure ☐ Other ☐ Exempt ☒  
Pressure                      psig                      Test Temp.                      deg.F.

9. Remarks \_\_\_\_\_  
\_\_\_\_\_  
\_\_\_\_\_

(Applicable Manufacturers Data Records to be attached)

#### CERTIFICATE OF COMPLIANCE

We certify that the statements made in the report are correct and this repair or replacement conforms to the rules of the rules of the ASME Code, Section XI.

Type Code Symbol Stamp N/A

Expiration Date N/A

Certificate of Authorization No. N/A

Signed

Paul D. Smith  
Owner or Owner's Designee, Title

TECH SPEC

Date 8/25, 19 99

#### CERTIFICATE OF INSERVICE INSPECTION

I, the undersigned, holding a valid commission issued by the National Board of Boiler and Pressure Vessel Inspectors and the

State or Providence of NORTH CAROLINA and employed by HSB I AND I Company of Hartford Connecticut have inspected the components described in this Owners Report during the period 6-8-99 to 8-30-99, and state that to the best of my knowledge and belief, the Owner has performed examinations and taken corrective measures described in this Owner's Report in accordance with the requirements of the ASME Code, Section XI.

By signing this certificate neither the Inspector nor his employer makes any warranty, expressed or implied, concerning the examinations and corrective measure described in this Owners Report. Furthermore, neither the Inspector nor his employer shall be liable in any manner for any personal injury or property damage or a loss of any kind arising from or connected with this inspection.

Robert M. Smith  
Inspector's Signature

Commissions NC 978

Date 8-30, 19 99

**FORM NIS-2 OWNER'S REPORT FOR REPAIRS OR REPLACEMENTS**

As Required By The Provisions Of The ASME Code Section XI

1. Owner DUKE POWER COMPANY

1a Date 07/06/99

Sheet 1 of 1

Address 526 S. CHURCH STREET. CHARLOTTE N.C. 28201-10062. Plant CATAWBA NUCLEAR STATION2a Unit ☒ 1 ☐ 2 ☐ 3 ☐ Shared (specify Units ☐ )Address 4800 CONCORD RD. YORK, S.C. 297453. Work Performed By Duke Power Company

3a Work Order # 98164004-01

Address 526 S. Church St. Charlotte, N.C. 28201-1006Type Code Symbol Stamp N/A Authorization No. N/A

3b NSM or MN # N/A

Expiration Date N/A

4 Identification of System

Class B

NV CNEMICAL VOLUME CONTROL SYSTEM

5. (a) Applicable Construction Code III 1974 Edition, S'75 Addenda, NONE Code Cases

(b) Applicable Edition of Section XI Utilized for Repairs or Replacements 1989 Addenda NONE

6. Identification of Components Repaired or Replacement Components

	Column 1	Column 2	Column 3	Column 4	Column 5	Column 6	Column 7	Column 8
	Name of Component	Name of Manufacturer	Manufacturer Serial Number	N B Number	Other Identification (Size)	Year Built	Repaired. Replaced. or Replacement	ASME Code Stamped (yes or no)
A	Trunion Bolt				For Seal Water Injection Filter 1A		REPLACED	
B							REPAIRED	
C							REPAIRED	
D							REPAIRED	
E							REPAIRED	
F							REPAIRED	

NOTE: Supplemental sheets in form of lists, sketches, or drawings may be used, provided (1) size is 8 1/2 in. x 11 in. (2) information in items 1 through 6 on this reports included on each sheet, and (3) each sheet is numbered and the number of sheets is recorded at the top of this form.

7. Description of Work Replace Bolts on Seal Wtr. Injection Filter 1A\_

8. Test Conducted: Hydrostatic ☐ Pneumatic ☐ Nominal Operating Pressure ☐ Other ☐ Exempt ☒  
 Pressure psig Test Temp. deg.F.

9. Remarks \_\_\_\_\_  
 \_\_\_\_\_  
 \_\_\_\_\_

(Applicable Manufacturers Data Records to be attached)

### CERTIFICATE OF COMPLIANCE

We certify that the statements made in the report are correct and this repair or replacement conforms to the rules of the rules of the ASME Code, Section XI.

Type Code Symbol Stamp N/A

Expiration Date N/A

Certificate of Authorization No. N/A

Signed

Paul L. Smith  
 Owner or Owner's Designee, Title

Date 7/5, 1999

### CERTIFICATE OF INSERVICE INSPECTION

I, the undersigned, holding a valid commission issued by the National Board of Boiler and Pressure Vessel Inspectors and the

State or Providence of NORTH CAROLINA and employed by HSB I AND I Company of Hartford Connecticut have inspected the components described in this Owners Report during the period 6-7-99 to 8-5-99; and state that to the best of my knowledge and belief, the Owner has performed examinations and taken corrective measures described in this Owner's Report in accordance with the requirements of the ASME Code, Section XI.

By signing this certificate neither the Inspector nor his employer makes any warranty, expressed or implied, concerning the examinations and corrective measure described in this Owners Report. Furthermore, neither the Inspector nor his employer shall be liable in any manner for any personal injury or property damage or a loss of any kind arising from or connected with this inspection.

Robert M. Gil  
 Inspector's Signature

Commissions NC 978

Date 8-5, 1999

**FORM NIS-2 OWNER'S REPORT FOR REPAIRS OR REPLACEMENTS**

As Required By The Provisions Of The ASME Code Section XI

1. Owner DUKE POWER COMPANY

1a Date 07/28/99

Sheet 1 of 1

Address 526 S. CHURCH STREET. CHARLOTTE N.C. 28201-10062. Plant CATAWBA NUCLEAR STATION2a Unit ☒ 1 ☐ 2 ☐ 3 ☐ Shared (specify Units ☐ )Address 4800 CONCORD RD. YORK, S.C. 297453. Work Performed By Duke Power Company3a Work Order # 98167516-01/04Address 526 S. Church St. Charlotte, N.C. 28201-1006Type Code Symbol Stamp N/A Authorization No. N/A3b NSM or MN # N/AExpiration Date N/A

4 Identification of System

Class CRN NUCLEAR SERVICE WATER SYSTEM

5. (a) Applicable Construction Code III 1974 Edition, S'75 Addenda, N-416-1 Code Cases

(b) Applicable Edition of Section XI Utilized for Repairs or Replacements 1989 Addenda NONE

6. Identification of Components Repaired or Replacement Components

	Column 1	Column 2	Column 3	Column 4	Column 5	Column 6	Column 7	Column 8
	Name of Component	Name of Manufacturer	Manufacturer Serial Number	N B Number	Other Identification (Size)	Year Built	Repaired. Replaced. or Replacement	ASME Code Stamped (yes or no)
A	Pipe	Duke Power Co.	C-1RN	117	4" pipe- SA312 Tp304 Sch. 40		REPLACED	
B	Pipe welds	Duke Power Co.	C-1RN	117	1RN523-4,3,		REPLACED	
C							REPAIRED	
D							REPAIRED	
E							REPAIRED	
F							REPAIRED	

NOTE: Supplemental sheets in form of lists, sketches, or drawings may be used, provided (1) size is 8 1/2 in. x 11 in. (2) information in items 1 through 6 on this reports included on each sheet, and (3) each sheet is numbered and the number of sheets is recorded at the top of this form.

7. Description of Work Replace RN Piping

8. Test Conducted: Hydrostatic ☐ Pneumatic ☐ Nominal Operating Pressure ☒ Other ☐ Exempt ☐  
Pressure 76 psig Test Temp. 76 deg.F.

9. Remarks

(Applicable Manufacturers Data Records to be attached)

### CERTIFICATE OF COMPLIANCE

We certify that the statements made in the report are correct and this repair or replacement conforms to the rules of the rules of the ASME Code, Section XI.

Type Code Symbol Stamp N/A

Expiration Date N/A

Certificate of Authorization No. N/A

Signed

Paul L. Smith, Tech Spec.  
Owner or Owner's Designee, Title

Date 7/28, 19 99

### CERTIFICATE OF INSERVICE INSPECTION

I, the undersigned, holding a valid commission issued by the National Board of Boiler and Pressure Vessel Inspectors and the

State or Providence of NORTH CAROLINA and employed by HSB I AND I Company of Hartford Connecticut have inspected the components described in this Owners Report during the period 6-7-99 to 8-3-99; and state that to the best of my knowledge and belief, the Owner has performed examinations and taken corrective measures described in this Owner's Report in accordance with the requirements of the ASME Code, Section XI.

By signing this certificate neither the Inspector nor his employer makes any warranty, expressed or implied, concerning the examinations and corrective measure described in this Owners Report. Furthermore, neither the Inspector nor his employer shall be liable in any manner for any personal injury or property damage or a loss of any kind arising from or connected with this inspection.

Robert McGee  
Inspector's Signature

Commissions NC 978

Date 8-3, 19 99

**FORM NIS-2 OWNER'S REPORT FOR REPAIRS OR REPLACEMENTS**

As Required By The Provisions Of The ASME Code Section XI

1. Owner DUKE POWER COMPANY

1a Date 01/10/01

Sheet 1 of 1

Address 526 S. CHURCH STREET. CHARLOTTE N.C. 28201-10062. Plant CATAWBA NUCLEAR STATION2a Unit ☒ 1 ☐ 2 ☐ 3 ☐ Shared (specify Units ☐ )Address 4800 CONCORD RD. YORK, S.C. 297453. Work Performed By Duke Power Company

3a Work Order # 98168357-03

Address 526 S. Church St. Charlotte, N.C. 28201-1006Type Code Symbol Stamp N/A Authorization No. N/A

3b NSM or MN # NA

Expiration Date N/A4 Identification of System NC REACTOR COOLANT SYSTEM

Class B

5. (a) Applicable Construction Code III 1974 Edition, S'75 Addenda, NONE Code Cases

(b) Applicable Edition of Section XI Utilized for Repairs or Replacements 1989 Addenda NONE

6. Identification of Components Repaired or Replacement Components

	Column 1	Column 2	Column 3	Column 4	Column 5	Column 6	Column 7	Column 8
	Name of Component	Name of Manufacturer	Manufacturer Serial Number	N B Number	Other Identification (Size)	Year Built	Repaired. Replaced. or Replacement	ASME Code Stamped (yes or no)
A	Bolting				Bolt-SA307, Hex Nuts-SA194 for hanger 1-R-NC-1871		REPLACEMENT	
B							REPAIRED	
C							REPAIRED	
D							REPAIRED	
E							REPAIRED	
F							REPAIRED	

NOTE: Supplemental sheets in form of lists, sketches, or drawings may be used, provided (1) size is 8 1/2 in. x 11 in. (2) information in items 1 through 6 on this reports included on each sheet, and (3) each sheet is numbered and the number of sheets is recorded at the top of this form.

7. Description of Work Restore Support 1-R-NC-1871\_

8. Test Conducted: Hydrostatic ☐ Pneumatic ☐ Nominal Operating Pressure ☐ Other ☐ Exempt ☒  
Pressure                      psig                      Test Temp.                      deg.F.

9. Remarks \_\_\_\_\_  
\_\_\_\_\_  
\_\_\_\_\_

(Applicable Manufacturers Data Records to be attached)

#### CERTIFICATE OF COMPLIANCE

We certify that the statements made in the report are correct and this repair or replacement conforms to the rules of the rules of the ASME Code, Section XI.

Type Code Symbol Stamp N/A

Expiration Date N/A

Certificate of Authorization No. N/A

Signed Paul L. Smith TECH SPEC Date 4/10, 2001  
Owner or Owner's Designee, Title

#### CERTIFICATE OF INSERVICE INSPECTION

I, the undersigned, holding a valid commission issued by the National Board of Boiler and Pressure Vessel Inspectors and the

State or Province of NORTH CAROLINA and employed by HSB I AND I Company of Hartford Connecticut have inspected the components described in this Owners Report during the period 11-5-00 to 1-10-01 and state that to the best of my knowledge and belief, the Owner has performed examinations and taken corrective measures described in this Owner's Report in accordance with the requirements of the ASME Code, Section XI.

By signing this certificate neither the Inspector nor his employer makes any warranty, expressed or implied, concerning the examinations and corrective measure described in this Owners Report. Furthermore, neither the Inspector nor his employer shall be liable in any manner for any personal injury or property damage or a loss of any kind arising from or connected with this inspection.

Robert M. Smith

Inspector's Signature

Commissions NC 978

Date 1-10, 2001

**FORM NIS-2 OWNER'S REPORT FOR REPAIRS OR REPLACEMENTS**

As Required By The Provisions Of The ASME Code Section XI

1. Owner DUKE POWER COMPANY

1a Date 09/14/99

Sheet 1 of 1

Address 526 S. CHURCH STREET. CHARLOTTE N.C. 28201-10062. Plant CATAWBA NUCLEAR STATION2a Unit ☒ 1 ☐ 2 ☐ 3 ☐ Shared (specify Units ☐ )Address 4800 CONCORD RD. YORK, S.C. 297453. Work Performed By Duke Power Company

3a Work Order # 98174424-01

98140317-01Address 526 S. Church St. Charlotte, N.C. 28201-1006

3b NSM or MN # N/A

Type Code Symbol Stamp N/A Authorization No. N/AExpiration Date N/A4 Identification of System YC Control Area Chilled Wtr. Sys.Class C

5. (a) Applicable Construction Code III 1974 Edition, S'75 Addenda, NONE Code Cases

(b) Applicable Edition of Section XI Utilized for Repairs or Replacements 1989 Addenda NONE

6. Identification of Components Repaired or Replacement Components

	Column 1	Column 2	Column 3	Column 4	Column 5	Column 6	Column 7	Column 8
	Name of Component	Name of Manufacturer	Manufacturer Serial Number	N B Number	Other Identification (Size)	Year Built	Repaired. Replaced. or Replacement	ASME Code Stamped (yes or no)
A	Base Metal Repair		700425	141116	Perform base metal repair around bolt holes for chiller 1-CRA-C-1		REPAIRED	
B							REPAIRED	
C							REPAIRED	
D							REPAIRED	
E							REPAIRED	
F							REPAIRED	

NOTE: Supplemental sheets in form of lists, sketches, or drawings may be used, provided (1) size is 8 1/2 in. x 11 in. (2) information in items 1 through 6 on this reports included on each sheet, and (3) each sheet is numbered and the number of sheets is recorded at the top of this form.

7. Description of Work Weld repair bolt holes for Chiller 1CRA-C-1\_

8. Test Conducted: Hydrostatic ☐ Pressure      Pneumatic ☐ psig      Nominal Operating Pressure ☐ Test Temp.      Other ☐ deg.F.      Exempt ☒

9. Remarks \_\_\_\_\_

(Applicable Manufacturers Data Records to be attached)

#### CERTIFICATE OF COMPLIANCE

We certify that the statements made in the report are correct and this repair or replacement conforms to the rules of the rules of the ASME Code, Section XI.

Type Code Symbol Stamp N/A

Expiration Date N/A

Certificate of Authorization No. N/A

Signed

Paul L. Smith  
Owner or Owner's Designee, Title

TECH SPEC

Date

9/14, 1999

#### CERTIFICATE OF INSERVICE INSPECTION

I, the undersigned, holding a valid commission issued by the National Board of Boiler and Pressure Vessel Inspectors and the

State or Province of NORTH CAROLINA and employed by HSB I AND I Company of Hartford Connecticut have inspected the components described in this Owners Report during the period 8-31-99 to 9-14-99 and state that to the best of my knowledge and belief, the Owner has performed examinations and taken corrective measures described in this Owner's Report in accordance with the requirements of the ASME Code, Section XI.

By signing this certificate neither the Inspector nor his employer makes any warranty, expressed or implied, concerning the examinations and corrective measure described in this Owners Report. Furthermore, neither the Inspector nor his employer shall be liable in any manner for any personal injury or property damage or a loss of any kind arising from or connected with this inspection.

Robert M. Gill  
Inspector's Signature

Commissions NC 978

Date 9-14, 1999

**FORM NIS-2 OWNER'S REPORT FOR REPAIRS OR REPLACEMENTS**

As Required By The Provisions Of The ASME Code Section XI

1. Owner DUKE POWER COMPANY

1a Date 01/10/01

Sheet 1 of 1

Address 526 S. CHURCH STREET. CHARLOTTE N.C. 28201-10062. Plant CATAWBA NUCLEAR STATION2a Unit ☒ 1 ☐ 2 ☐ 3 ☐ Shared (specify Units ☐ )Address 4800 CONCORD RD. YORK, S.C. 297453. Work Performed By Duke Power Company

3a Work Order # 98174815-01/04

Address 526 S. Church St. Charlotte, N.C. 28201-1006Type Code Symbol Stamp N/A Authorization No. N/A

3b NSM or MN # NA

Expiration Date N/A

4 Identification of System

Class B

NV CNEMICAL VOLUME CONTROL SYSTEM

5. (a) Applicable Construction Code III 1974 Edition, S'75 Addenda, NONE Code Cases

(b) Applicable Edition of Section XI Utilized for Repairs or Replacements 1989 Addenda NONE

6. Identification of Components Repaired or Replacement Components

	Column 1	Column 2	Column 3	Column 4	Column 5	Column 6	Column 7	Column 8
	Name of Component	Name of Manufacturer	Manufacturer Serial Number	N B Number	Other Identification (Size)	Year Built	Repaired. Replaced. or Replacement	ASME Code Stamped (yes or no)
A	Bonnet	Kerotest	AGZ-2	36375	For Valve tag #1NV181A	1983	REPLACED	
B	Bonnet	Kerotest	FAL-5	35684	For Valve tag #1NV181A	1983	REPLACED	
C							REPAIRED	
D							REPAIRED	
E							REPAIRED	
F							REPAIRED	

NOTE: Supplemental sheets in form of lists, sketches, or drawings may be used, provided (1) size is 8 1/2 in. x 11 in. (2) information in items 1 through 6 on this reports included on each sheet, and (3) each sheet is numbered and the number of sheets is recorded at the top of this form.

7. Description of Work Rebuild Valve INV181A\_

8. Test Conducted: Hydrostatic ☐ Pneumatic ☐ Nominal Operating Pressure ☒ Other ☐ Exempt ☐  
Pressure 125 psig Test Temp. 90 deg.F.

9. Remarks \_\_\_\_\_

(Applicable Manufacturers Data Records to be attached)

#### CERTIFICATE OF COMPLIANCE

We certify that the statements made in the report are correct and this repair or replacement conforms to the rules of the rules of the ASME Code, Section XI.

Type Code Symbol Stamp N/A

Expiration Date N/A

Certificate of Authorization No. N/A

Signed Paul L. Smith TECH SPEC Date 1/10, 2001  
Owner or Owner's Designee, Title

#### CERTIFICATE OF INSERVICE INSPECTION

I, the undersigned, holding a valid commission issued by the National Board of Boiler and Pressure Vessel Inspectors and the

State or Province of NORTH CAROLINA and employed by HSB I AND I Company of Hartford Connecticut have inspected the components described in this Owners Report during the period 10-26-00 to 1-10-01 and state that to the best of my knowledge and belief, the Owner has performed examinations and taken corrective measures described in this Owner's Report in accordance with the requirements of the ASME Code, Section XI.

By signing this certificate neither the Inspector nor his employer makes any warranty, expressed or implied, concerning the examinations and corrective measure described in this Owners Report. Furthermore, neither the Inspector nor his employer shall be liable in any manner for any personal injury or property damage or a loss of any kind arising from or connected with this inspection.

Robert M. Hill  
Inspector's Signature

Commissions NC 978

Date 1-10-, 2001

**FORM NIS-2 OWNER'S REPORT FOR REPAIRS OR REPLACEMENTS**

As Required By The Provisions Of The ASME Code Section XI

1. Owner DUKE POWER COMPANY

1a Date 05/03/00

Sheet 1 of 1

Address 526 S. CHURCH STREET. CHARLOTTE N.C. 28201-10062. Plant CATAWBA NUCLEAR STATION2a Unit ☒ 1 ☐ 2 ☐ 3 ☐ Shared (specify Units ☐ )Address 4800 CONCORD RD. YORK, S.C. 297453. Work Performed By Duke Power Company

3a Work Order # 98175079-14

Address 526 S. Church St. Charlotte, N.C. 28201-1006Type Code Symbol Stamp N/A Authorization No. N/A

3b NSM or MN # N/A

Expiration Date N/A4 Identification of System RF- Fire Protection Sys

Class B

5. (a) Applicable Construction Code III 1974 Edition, S'75 Addenda, NONE Code Cases

(b) Applicable Edition of Section XI Utilized for Repairs or Replacements 1989 Addenda NONE

6. Identification of Components Repaired or Replacement Components

	Column 1	Column 2	Column 3	Column 4	Column 5	Column 6	Column 7	Column 8
	Name of Component	Name of Manufacturer	Manufacturer Serial Number	N B Number	Other Identification (Size)	Year Built	Repaired. Replaced. or Replacement	ASME Code Stamped (yes or no)
A	Rear Bracket	Grinnell			For hanger 1-A-RF-3062		REPLACEMENT	
B	Welds	Duke Power Co.	C-1RF	110	Welds 1-A-RF-3062-2, 6 for hanger 1-A-RF-3062		REPLACEMENT	
C							REPAIRED	
D							REPAIRED	
E							REPAIRED	
F							REPAIRED	

NOTE: Supplemental sheets in form of lists, sketches, or drawings may be used, provided (1) size is 8 1/2 in. x 11 in. (2) information in items 1 through 6 on this reports included on each sheet, and (3) each sheet is numbered and the number of sheets is recorded at the top of this form.

7. Description of Work Remove 1-A-RF-3062\_

8. Test Conducted: Hydrostatic ☐ Pneumatic ☐ Nominal Operating Pressure ☐ Other ☐ Exempt ☒  
Pressure                      psig                      Test Temp.                      deg.F.

9. Remarks \_\_\_\_\_

(Applicable Manufacturers Data Records to be attached)

#### CERTIFICATE OF COMPLIANCE

We certify that the statements made in the report are correct and this repair or replacement conforms to the rules of the rules of the ASME Code, Section XI.

Type Code Symbol Stamp N/A

Expiration Date N/A

Certificate of Authorization No. N/A

Signed

Paul L. Smith  
Owner or Owner's Designee, Title

TECH SPEC

Date

5/3, 2000

#### CERTIFICATE OF INSERVICE INSPECTION

I, the undersigned, holding a valid commission issued by the National Board of Boiler and Pressure Vessel Inspectors and the

State or Province of NORTH CAROLINA and employed by HSB I AND I Company of Hartford Connecticut have inspected the components described in this Owners Report during the period 2-23-00 to 5-8-00 and state that to the best of my knowledge and belief, the Owner has performed examinations and taken corrective measures described in this Owner's Report in accordance with the requirements of the ASME Code, Section XI.

By signing this certificate neither the Inspector nor his employer makes any warranty, expressed or implied, concerning the examinations and corrective measure described in this Owners Report. Furthermore, neither the Inspector nor his employer shall be liable in any manner for any personal injury or property damage or a loss of any kind arising from or connected with this inspection.

Robert Smith  
Inspector's Signature

Commissions NC 978

Date 5-8, 2000

**FORM NIS-2 OWNER'S REPORT FOR REPAIRS OR REPLACEMENTS**

As Required By The Provisions Of The ASME Code Section XI

1. Owner DUKE POWER COMPANY

1a Date 12/19/00

Sheet 1 of 1

Address 526 S. CHURCH STREET. CHARLOTTE N.C. 28201-10062. Plant CATAWBA NUCLEAR STATION2a Unit ☒ 1 ☐ 2 ☐ 3 ☐ Shared (specify Units ☐ )Address 4800 CONCORD RD. YORK, S.C. 297453. Work Performed By Duke Power Company

3a Work Order # 98217420-06

Address 526 S. Church St. Charlotte, N.C. 28201-1006Type Code Symbol Stamp N/A Authorization No. N/A

3b NSM or MN # NA

Expiration Date N/A

4 Identification of System

Class C

LD DIESEL GENERATOR LUBE OIL SYSTEM

5. (a) Applicable Construction Code III 1974 Edition, S'75 Addenda, NONE Code Cases

(b) Applicable Edition of Section XI Utilized for Repairs or Replacements 1989 Addenda NONE

6. Identification of Components Repaired or Replacement Components

	Column 1	Column 2	Column 3	Column 4	Column 5	Column 6	Column 7	Column 8
	Name of Component	Name of Manufacturer	Manufacturer Serial Number	N B Number	Other Identification (Size)	Year Built	Repaired, Replaced, or Replacement	ASME Code Stamped (yes or no)
A	U-Bolt				For Hanger 1-A-LD-3000		REPLACED	
B							REPAIRED	
C							REPAIRED	
D							REPAIRED	
E							REPAIRED	
F							REPAIRED	

NOTE: Supplemental sheets in form of lists, sketches, or drawings may be used, provided (1) size is 8 1/2 in. x 11 in. (2) information in items 1 through 6 on this reports included on each sheet, and (3) each sheet is numbered and the number of sheets is recorded at the top of this form.

7. Description of Work Restore Support 1-A-LD-3000\_

8. Test Conducted: Hydrostatic ☐ Pneumatic ☐ Nominal Operating Pressure ☐ Other ☐ Exempt ☒  
Pressure                      psig                      Test Temp.                      deg.F.

9. Remarks \_\_\_\_\_  
\_\_\_\_\_  
\_\_\_\_\_

(Applicable Manufacturers Data Records to be attached)

#### CERTIFICATE OF COMPLIANCE

We certify that the statements made in the report are correct and this repair or replacement conforms to the rules of the rules of the ASME Code, Section XI.

Type Code Symbol Stamp N/A

Expiration Date N/A

Certificate of Authorization No. N/A

Signed *Paul L. Smith* TECH SPEC Date 12/19, 20 00  
Owner or Owner's Designee, Title

#### CERTIFICATE OF INSERVICE INSPECTION

I, the undersigned, holding a valid commission issued by the National Board of Boiler and Pressure Vessel Inspectors and the

State or Province of NORTH CAROLINA and employed by HSB I AND I Company of Hartford Connecticut have inspected the components described in this Owners Report during the period 10-17-00 to 1-11-01 and state that to the best of my knowledge and belief, the Owner has performed examinations and taken corrective measures described in this Owner's Report in accordance with the requirements of the ASME Code, Section XI.

By signing this certificate neither the Inspector nor his employer makes any warranty, expressed or implied, concerning the examinations and corrective measure described in this Owners Report. Furthermore, neither the Inspector nor his employer shall be liable in any manner for any personal injury or property damage or a loss of any kind arising from or connected with this inspection.

*Robert M. Hill*  
Inspector's Signature

Commissions NC 978

Date 1-11-01, 20 01

**FORM NIS-2 OWNER'S REPORT FOR REPAIRS OR REPLACEMENTS**

As Required By The Provisions Of The ASME Code Section XI

1. Owner DUKE POWER COMPANY

1a Date 08/25/99

Sheet 1 of 1

Address 526 S. CHURCH STREET, CHARLOTTE N.C. 28201-10062. Plant CATAWBA NUCLEAR STATION2a Unit ☒ 1 ☐ 2 ☐ 3 ☐ Shared (specify Units ☐ )Address 4800 CONCORD RD. YORK, S.C. 297453. Work Performed By Duke Power Company

3a Work Order # 98179610-01

Address 526 S. Church St. Charlotte, N.C. 28201-1006Type Code Symbol Stamp N/A Authorization No. N/A

3b NSM or MN # N/A

Expiration Date N/A

4 Identification of System

Class B

ND RESIDUAL HEAT REMOVAL SYSTEM

5. (a) Applicable Construction Code III 1974 Edition, S'75 Addenda, NONE Code Cases

(b) Applicable Edition of Section XI Utilized for Repairs or Replacements 1989 Addenda NONE

6. Identification of Components Repaired or Replacement Components

	Column 1	Column 2	Column 3	Column 4	Column 5	Column 6	Column 7	Column 8
	Name of Component	Name of Manufacturer	Manufacturer Serial Number	N B Number	Other Identification (Size)	Year Built	Repaired, Replaced, or Replacement	ASME Code Stamped (yes or no)
A	Snubber	PSA	5486		1-R-ND-596	1979	REPLACED	
B	Snubber	PSA	17604		1-R-ND-596	1983	REPLACED	
C							REPAIRED	
D							REPAIRED	
E							REPAIRED	
F							REPAIRED	

NOTE: Supplemental sheets in form of lists, sketches, or drawings may be used, provided (1) size is 8 1/2 in. x 11 in. (2) information in items 1 through 6 on this reports included on each sheet, and (3) each sheet is numbered and the number of sheets is recorded at the top of this form.

7. Description of Work Replace 1-R-ND-596\_

8. Test Conducted: Hydrostatic ☐ Pneumatic ☐ Nominal Operating Pressure ☐ Other ☐ Exempt ☒  
Pressure psig Test Temp. deg.F.

9. Remarks \_\_\_\_\_

(Applicable Manufacturers Data Records to be attached)

#### CERTIFICATE OF COMPLIANCE

We certify that the statements made in the report are correct and this repair or replacement conforms to the rules of the ASME Code, Section XI.

Type Code Symbol Stamp N/A

Expiration Date N/A

Certificate of Authorization No. N/A

Signed Paul L Smith TECH SPEC Date 8/25, 1999  
Owner or Owner's Designee, Title

#### CERTIFICATE OF INSERVICE INSPECTION

I, the undersigned, holding a valid commission issued by the National Board of Boiler and Pressure Vessel Inspectors and the

State or Providence of NORTH CAROLINA and employed by HSB I AND I Company of Hartford Connecticut have inspected the components described in this Owners Report during the period 7-15-99 to 8-30-99; and state that to the best of my knowledge and belief, the Owner has performed examinations and taken corrective measures described in this Owner's Report in accordance with the requirements of the ASME Code, Section XI.

By signing this certificate neither the Inspector nor his employer makes any warranty, expressed or implied, concerning the examinations and corrective measure described in this Owners Report. Furthermore, neither the Inspector nor his employer shall be liable in any manner for any personal injury or property damage or a loss of any kind arising from or connected with this inspection.

Robert Maylin  
Inspector's Signature

Commissions NC 978

Date 8-30, 1999

**FORM NIS-2 OWNER'S REPORT FOR REPAIRS OR REPLACEMENTS**

As Required By The Provisions Of The ASME Code Section XI

1. Owner DUKE POWER COMPANY

1a Date 08/25/99

Sheet 1 of 1

Address 526 S. CHURCH STREET. CHARLOTTE N.C. 28201-10062. Plant CATAWBA NUCLEAR STATION2a Unit ☒ 1 ☐ 2 ☐ 3 ☐ Shared (specify Units ☐ )Address 4800 CONCORD RD. YORK, S.C. 297453. Work Performed By Duke Power Company

3a Work Order # 98179611-01

Address 526 S. Church St. Charlotte, N.C. 28201-1006Type Code Symbol Stamp N/A Authorization No. N/A

3b NSM or MN # N/A

Expiration Date N/A

4 Identification of System

Class B

ND RESIDUAL HEAT REMOVAL SYSTEM

5. (a) Applicable Construction Code III 1974 Edition, S'75 Addenda, NONE Code Cases

(b) Applicable Edition of Section XI Utilized for Repairs or Replacements 1989 Addenda NONE

6. Identification of Components Repaired or Replacement Components

	Column 1	Column 2	Column 3	Column 4	Column 5	Column 6	Column 7	Column 8
	Name of Component	Name of Manufacturer	Manufacturer Serial Number	N B Number	Other Identification (Size)	Year Built	Repaired, Replaced, or Replacement	ASME Code Stamped (yes or no)
A	Snubber	PSA	3448		1-R-ND-226	1978	REPLACED	
B	Snubber	PSA	40121		1-R-ND-226	1998	REPLACED	
C							REPAIRED	
D							REPAIRED	
E							REPAIRED	
F							REPAIRED	

NOTE: Supplemental sheets in form of lists, sketches, or drawings may be used, provided (1) size is 8 1/2 in. x 11 in. (2) information in items 1 through 6 on this reports included on each sheet, and (3) each sheet is numbered and the number of sheets is recorded at the top of this form.

7. Description of Work Replace 1-R-ND-226\_

8. Test Conducted: Hydrostatic ☐ Pneumatic ☐ Nominal Operating Pressure ☐ Other ☐ Exempt ☒  
Pressure                      psig                      Test Temp.                      deg.F.

9. Remarks \_\_\_\_\_

(Applicable Manufacturers Data Records to be attached)

### CERTIFICATE OF COMPLIANCE

We certify that the statements made in the report are correct and this repair or replacement conforms to the rules of the rules of the ASME Code, Section XI.

Type Code Symbol Stamp N/A

Expiration Date N/A

Certificate of Authorization No. N/A

Signed \_\_\_\_\_

*Robert L. Smith*

Owner or Owner's Designee, Title

Date 8/25, 19 99

### CERTIFICATE OF INSERVICE INSPECTION

I, the undersigned, holding a valid commission issued by the National Board of Boiler and Pressure Vessel Inspectors and the

State or Providence of NORTH CAROLINA and employed by HSB I AND I Company of Hartford Connecticut have inspected the components described in this Owners Report during the period 7-15-99 to 8-30-99; and state that to the best of my knowledge and belief, the Owner has performed examinations and taken corrective measures described in this Owner's Report in accordance with the requirements of the ASME Code, Section XI.

By signing this certificate neither the Inspector nor his employer makes any warranty, expressed or implied, concerning the examinations and corrective measure described in this Owners Report. Furthermore, neither the Inspector nor his employer shall be liable in any manner for any personal injury or property damage or a loss of any kind arising from or connected with this inspection.

*Robert M. Smith*  
Inspector's Signature

Commissions NC 978

Date 8-30, 19 99

**FORM NIS-2 OWNER'S REPORT FOR REPAIRS OR REPLACEMENTS**

As Required By The Provisions Of The ASME Code Section XI

1. Owner DUKE POWER COMPANY

1a Date 12/19/00

Sheet 1 of 1

Address 526 S. CHURCH STREET. CHARLOTTE N.C. 28201-10062. Plant CATAWBA NUCLEAR STATION2a Unit ☒ 1 ☐ 2 ☐ 3 ☐ Shared (specify Units ☐ )Address 4800 CONCORD RD. YORK, S.C. 297453. Work Performed By Duke Power Company

3a Work Order # 98180588-01/04

Address 526 S. Church St. Charlotte, N.C. 28201-1006Type Code Symbol Stamp N/A Authorization No. N/A

3b NSM or MN # NA

Expiration Date N/A4 Identification of System SA MAIN STEAM SUPPLY TO AUX EQUIP Class B

5. (a) Applicable Construction Code III 1974 Edition, S'75 Addenda, NONE Code Cases

(b) Applicable Edition of Section XI Utilized for Repairs or Replacements 1989 Addenda NONE

6. Identification of Components Repaired or Replacement Components

	Column 1	Column 2	Column 3	Column 4	Column 5	Column 6	Column 7	Column 8
	Name of Component	Name of Manufacturer	Manufacturer Serial Number	N B Number	Other Identification (Size)	Year Built	Repaired. Replaced. or Replacement	ASME Code Stamped (yes or no)
A	Bonnet	Borg Warner	6		For valve tag #1SA004		REPLACED	
B	Bonnet	Borg Warner	211805		For valve tag #1SA004		REPLACED	
C							REPAIRED	
D							REPAIRED	
E							REPAIRED	
F							REPAIRED	

NOTE: Supplemental sheets in form of lists, sketches, or drawings may be used, provided (1) size is 8 1/2 in. x 11 in. (2) information in items 1 through 6 on this reports included on each sheet, and (3) each sheet is numbered and the number of sheets is recorded at the top of this form.

7. Description of Work Repair Valve 1SA004\_

8. Test Conducted: Hydrostatic ☐ Pneumatic ☐ Nominal Operating Pressure ☒ Other ☐ Exempt ☐  
Pressure 1086 psig Test Temp. 588 deg.F.

9. Remarks \_\_\_\_\_

(Applicable Manufacturers Data Records to be attached)

#### CERTIFICATE OF COMPLIANCE

We certify that the statements made in the report are correct and this repair or replacement conforms to the rules of the rules of the ASME Code, Section XI.

Type Code Symbol Stamp N/A

Expiration Date N/A

Certificate of Authorization No. N/A

Signed Paul D. Smith TECH SPEC Date 12/19, 20 00  
Owner or Owner's Designee, Title

#### CERTIFICATE OF INSERVICE INSPECTION

I, the undersigned, holding a valid commission issued by the National Board of Boiler and Pressure Vessel Inspectors and the

State or Province of NORTH CAROLINA and employed by HSB I AND I Company of Hartford Connecticut have inspected the components described in this Owners Report during the period 10-27-00 to 1-2-01 and state that to the best of my knowledge and belief, the Owner has performed examinations and taken corrective measures described in this Owner's Report in accordance with the requirements of the ASME Code, Section XI.

By signing this certificate neither the Inspector nor his employer makes any warranty, expressed or implied, concerning the examinations and corrective measure described in this Owners Report. Furthermore, neither the Inspector nor his employer shall be liable in any manner for any personal injury or property damage or a loss of any kind arising from or connected with this inspection.

Robert M. Smith  
Inspector's Signature

Commissions NC 978

Date 1-2, 20 01

**FORM NIS-2 OWNER'S REPORT FOR REPAIRS OR REPLACEMENTS**

As Required By The Provisions Of The ASME Code Section XI

1. Owner DUKE POWER COMPANY

1a Date 10/25/99

Sheet 1 of 1

Address 526 S. CHURCH STREET, CHARLOTTE N.C. 28201-10062. Plant CATAWBA NUCLEAR STATION2a Unit ☒ 1 ☐ 2 ☐ 3 ☐ Shared (specify Units ☐ )Address 4800 CONCORD RD. YORK, S.C. 297453. Work Performed By Duke Power Company

3a Work Order # 98181579-01

Address 526 S. Church St. Charlotte, N.C. 28201-1006Type Code Symbol Stamp N/A Authorization No. N/A

3b NSM or MN # N/A

Expiration Date N/AClass 10/25/99

4 Identification of System YC Control Area Chilled Wtr. Sys.

Class AC

5. (a) Applicable Construction Code III 1974 Edition, S'75 Addenda, NONE Code Cases

(b) Applicable Edition of Section XI Utilized for Repairs or Replacements 1989 Addenda NONE

6. Identification of Components Repaired or Replacement Components

	Column 1	Column 2	Column 3	Column 4	Column 5	Column 6	Column 7	Column 8
	Name of Component	Name of Manufacturer	Manufacturer Serial Number	N B Number	Other Identification (Size)	Year Built	Repaired, Replaced, or Replacement	ASME Code Stamped (yes or no)
A	Control Room Area Chiller	Carrier	700423	140425	Screw Cap-SA193 for Control Room Area Chiller 1CRA-C-1	1978	REPLACED	
B							REPAIRED	
C							REPAIRED	
D							REPAIRED	
E							REPAIRED	
F							REPAIRED	

NOTE: Supplemental sheets in form of lists, sketches, or drawings may be used, provided (1) size is 8 1/2 in. x 11 in. (2) information in items 1 through 6 on this reports included on each sheet, and (3) each sheet is numbered and the number of sheets is recorded at the top of this form.

7. Description of Work Clean/Inspect Condenser\_

8. Test Conducted: Hydrostatic ☐ Pneumatic ☐ Nominal Operating Pressure ☐ Other ☐ Exempt ☒  
Pressure                      psig                      Test Temp.                      deg.F.

9. Remarks \_\_\_\_\_  
\_\_\_\_\_  
\_\_\_\_\_

(Applicable Manufacturers Data Records to be attached)

#### CERTIFICATE OF COMPLIANCE

We certify that the statements made in the report are correct and this repair or replacement conforms to the rules of the rules of the ASME Code, Section XI.

Type Code Symbol Stamp N/A

Expiration Date N/A

Certificate of Authorization No. N/A

Signed Paul L. Smith TECH SPEC Date 10/25, 1999  
Owner or Owner's Designee, Title

#### CERTIFICATE OF INSERVICE INSPECTION

I, the undersigned, holding a valid commission issued by the National Board of Boiler and Pressure Vessel Inspectors and the

State or Province of NORTH CAROLINA and employed by HSB I AND I Company of Hartford Connecticut have inspected the components described in this Owners Report during the period 8-31-99 to 10-25-99 and state that to the best of my knowledge and belief, the Owner has performed examinations and taken corrective measures described in this Owner's Report in accordance with the requirements of the ASME Code, Section XI.

By signing this certificate neither the Inspector nor his employer makes any warranty, expressed or implied, concerning the examinations and corrective measure described in this Owners Report. Furthermore, neither the Inspector nor his employer shall be liable in any manner for any personal injury or property damage or a loss of any kind arising from or connected with this inspection.

Robert M. Smith  
Inspector's Signature

Commissions NC 978

Date 10-25, 1999

**FORM NIS-2 OWNER'S REPORT FOR REPAIRS OR REPLACEMENTS**

As Required By The Provisions Of The ASME Code Section XI

1. Owner DUKE POWER COMPANY

1a Date 11/03/99

Sheet 1 of 1

Address 526 S. CHURCH STREET. CHARLOTTE N.C. 28201-10062. Plant CATAWBA NUCLEAR STATION2a Unit ☒ 1 ☐ 2 ☐ 3 ☐ Shared (specify Units ☐ )Address 4800 CONCORD RD. YORK, S.C. 297453. Work Performed By Duke Power Company

3a Work Order # 98183683-01

Address 526 S. Church St. Charlotte, N.C. 28201-1006Type Code Symbol Stamp N/A Authorization No. N/A

3b NSM or MN # n/a

Expiration Date N/A

4 Identification of System

Class B

ND RESIDUAL HEAT REMOVAL SYSTEM

5. (a) Applicable Construction Code III 1974 Edition, S'75 Addenda, NONE Code Cases

(b) Applicable Edition of Section XI Utilized for Repairs or Replacements 1989 Addenda NONE

6. Identification of Components Repaired or Replacement Components

	Column 1	Column 2	Column 3	Column 4	Column 5	Column 6	Column 7	Column 8
	Name of Component	Name of Manufacturer	Manufacturer Serial Number	N B Number	Other Identification (Size)	Year Built	Repaired. Replaced. or Replacement	ASME Code Stamped (yes or no)
A	Snubber	Pacific Scientific	10012		For hanger 1-R-ND-0268	1979	REPLACED	
B	Snubber	Pacific Scientific	3602		For hanger 1-R-ND-0268	1977	REPLACED	
C							REPAIRED	
D							REPAIRED	
E							REPAIRED	
F							REPAIRED	

NOTE: Supplemental sheets in form of lists, sketches, or drawings may be used, provided (1) size is 8 1/2 in. x 11 in. (2) information in items 1 through 6 on this reports included on each sheet, and (3) each sheet is numbered and the number of sheets is recorded at the top of this form.

7. Description of Work I/R 1-R-ND-0268\_

8. Test Conducted: Hydrostatic ☐ Pneumatic ☐ Nominal Operating Pressure ☐ Other ☐ Exempt ☒  
Pressure                      psig                      Test Temp.                      deg.F.

9. Remarks \_\_\_\_\_  
\_\_\_\_\_  
\_\_\_\_\_  
(Applicable Manufacturers Data Records to be attached)

### CERTIFICATE OF COMPLIANCE

We certify that the statements made in the report are correct and this repair or replacement conforms to the rules of the rules of the ASME Code, Section XI.

Type Code Symbol Stamp N/A

Expiration Date N/A

Certificate of Authorization No. N/A

Signed Paul L. S. J. TECH SPEC Date 11/3, 19 99  
Owner or Owner's Designee, Title

### CERTIFICATE OF INSERVICE INSPECTION

I, the undersigned, holding a valid commission issued by the National Board of Boiler and Pressure Vessel Inspectors and the

State or Province of NORTH CAROLINA and employed by HSB I AND I Company of Hartford Connecticut have inspected the components described in this Owners Report during the period 9-21-99 to 11-3-99 and state that to the best of my knowledge and belief, the Owner has performed examinations and taken corrective measures described in this Owner's Report in accordance with the requirements of the ASME Code, Section XI.

By signing this certificate neither the Inspector nor his employer makes any warranty, expressed or implied, concerning the examinations and corrective measure described in this Owners Report. Furthermore, neither the Inspector nor his employer shall be liable in any manner for any personal injury or property damage or a loss of any kind arising from or connected with this inspection.

Robert M. Liu  
Inspector's Signature

Commissions NC 978

Date 11-3, 19 99

**FORM NIS-2 OWNER'S REPORT FOR REPAIRS OR REPLACEMENTS**

As Required By The Provisions Of The ASME Code Section XI

1. Owner DUKE POWER COMPANY

1a Date 08/09/99

Sheet 1 of 1

Address 526 S. CHURCH STREET, CHARLOTTE N.C. 28201-10062. Plant CATAWBA NUCLEAR STATION2a Unit ☒ 1 ☐ 2 ☐ 3 ☐ Shared (specify Units ☐ )Address 4800 CONCORD RD. YORK, S.C. 297453. Work Performed By Duke Power Company

3a Work Order # 98183816-01

98172324-01Address 526 S. Church St. Charlotte, N.C. 28201-1006Type Code Symbol Stamp N/A Authorization No. N/A

3b NSM or MN # N/A

Expiration Date N/A4 Identification of System VG-D/G Starting Air SystemClass C

5. (a) Applicable Construction Code III 1974 Edition, S'75 Addenda, N-416-1 Code Cases

(b) Applicable Edition of Section XI Utilized for Repairs or Replacements 1989 Addenda NONE

6. Identification of Components Repaired or Replacement Components

	Column 1	Column 2	Column 3	Column 4	Column 5	Column 6	Column 7	Column 8
	Name of Component	Name of Manufacturer	Manufacturer Serial Number	N B Number	Other Identification (Size)	Year Built	Repaired, Replaced, or Replacement	ASME Code Stamped (yes or no)
A	Pipe	Duke Power Co.	C-1VG	95	For D/G Engine Starting Air Aftercooler "2B"		REPLACED	
B	Pipe welds	Duke Power Co.	C-1VG	95	Weld # 1VG1212.03-003-001-1B2-11 and 12		REPLACED	
C							REPAIRED	
D							REPAIRED	
E							REPAIRED	
F							REPAIRED	

NOTE: Supplemental sheets in form of lists, sketches, or drawings may be used, provided (1) size is 8 1/2 in. x 11 in. (2) information in items 1 through 6 on this reports included on each sheet, and (3) each sheet is numbered and the number of sheets is recorded at the top of this form.

7. Description of Work Repair VG Aftercooler "2B" \_

8. Test Conducted: Hydrostatic ☐ Pneumatic ☐ Nominal Operating Pressure ☒ Other ☐ Exempt ☐  
Pressure 77 psig Test Temp. 80 deg.F.

9. Remarks \_\_\_\_\_  
\_\_\_\_\_  
\_\_\_\_\_

(Applicable Manufacturers Data Records to be attached)

### CERTIFICATE OF COMPLIANCE

We certify that the statements made in the report are correct and this repair or replacement conforms to the rules of the ASME Code, Section XI.

Type Code Symbol Stamp N/A

Expiration Date N/A

Certificate of Authorization No. N/A

Signed Robert L. Smith, Tech. Spec. Date 8/9, 19 99  
Owner or Owner's Designee, Title

### CERTIFICATE OF INSERVICE INSPECTION

I, the undersigned, holding a valid commission issued by the National Board of Boiler and Pressure Vessel Inspectors and the

State or Providence of NORTH CAROLINA and employed by HSB I AND I Company of Hartford Connecticut have inspected the components described in this Owners Report during the period 6-29-99 to 8-24-99; and state that to the best of my knowledge and belief, the Owner has performed examinations and taken corrective measures described in this Owner's Report in accordance with the requirements of the ASME Code, Section XI.

By signing this certificate neither the Inspector nor his employer makes any warranty, expressed or implied, concerning the examinations and corrective measure described in this Owners Report. Furthermore, neither the Inspector nor his employer shall be liable in any manner for any personal injury or property damage or a loss of any kind arising from or connected with this inspection.

Robert M. Lill Commissions NC 978  
Inspector's Signature

Date 8-24, 19 99

**FORM NIS-2 OWNER'S REPORT FOR REPAIRS OR REPLACEMENTS**

As Required By The Provisions Of The ASME Code Section XI

1. Owner DUKE POWER COMPANY

1a Date 08/09/99

Sheet 1 of 1

Address 526 S. CHURCH STREET. CHARLOTTE N.C. 28201-10062. Plant CATAWBA NUCLEAR STATION2a Unit ☒ 1 ☐ 2 ☐ 3 ☐ Shared (specify Units ☐ )Address 4800 CONCORD RD. YORK, S.C. 297453. Work Performed By Duke Power Company3a Work Order # 98183818-01Address 526 S. Church St. Charlotte, N.C. 28201-100698112479-05Type Code Symbol Stamp N/A Authorization No. N/A3b NSM or MN # N/AExpiration Date N/A4 Identification of System KC COMPONENT COOLING SYSTEMClass C

5. (a) Applicable Construction Code III 1974 Edition, S'75 Addenda, N-416-1 Code Cases

(b) Applicable Edition of Section XI Utilized for Repairs or Replacements 1989 Addenda NONE

6. Identification of Components Repaired or Replacement Components

	Column 1	Column 2	Column 3	Column 4	Column 5	Column 6	Column 7	Column 8
	Name of Component	Name of Manufacturer	Manufacturer Serial Number	N B Number	Other Identification (Size)	Year Built	Repaired. Replaced. or Replacement	ASME Code Stamped (yes or no)
A	Pipe Weld	Duke Power Co.	C-1KC	129	Weld-1KC928-25		REPLACEMENT	
B							REPAIRED	
C							REPAIRED	
D							REPAIRED	
E							REPAIRED	
F							REPAIRED	

NOTE: Supplemental sheets in form of lists, sketches, or drawings may be used, provided (1) size is 8 1/2 in. x 11 in. (2) information in items 1 through 6 on this reports included on each sheet, and (3) each sheet is numbered and the number of sheets is recorded at the top of this form.

7. Description of Work I/R Oil Cooler\_

8. Test Conducted: Hydrostatic ☐ Pneumatic ☐ Nominal Operating Pressure ☒ Other ☐ Exempt ☐  
Pressure 92 psig Test Temp. 88 deg.F.

9. Remarks \_\_\_\_\_  
\_\_\_\_\_  
\_\_\_\_\_

(Applicable Manufacturers Data Records to be attached)

#### CERTIFICATE OF COMPLIANCE

We certify that the statements made in the report are correct and this repair or replacement conforms to the rules of the rules of the ASME Code, Section XI.

Type Code Symbol Stamp N/A

Expiration Date N/A

Certificate of Authorization No. N/A

Signed Paul D. Smith, Tech Spec. Date 8/9, 19 99  
Owner or Owner's Designee, Title

#### CERTIFICATE OF INSERVICE INSPECTION

I, the undersigned, holding a valid commission issued by the National Board of Boiler and Pressure Vessel Inspectors and the

State or Providence of NORTH CAROLINA and employed by HSB I AND I Company of Hartford Connecticut have inspected the components described in this Owners Report during the period 5-7-99 to 8-9-99; and state that to the best of my knowledge and belief, the Owner has performed examinations and taken corrective measures described in this Owner's Report in accordance with the requirements of the ASME Code, Section XI.

By signing this certificate neither the Inspector nor his employer makes any warranty, expressed or implied, concerning the examinations and corrective measure described in this Owners Report. Furthermore, neither the Inspector nor his employer shall be liable in any manner for any personal injury or property damage or a loss of any kind arising from or connected with this inspection.

Robert M. Smith  
Inspector's Signature

Commissions NC 978

Date 8-9, 19 99

**FORM NIS-2 OWNER'S REPORT FOR REPAIRS OR REPLACEMENTS**

As Required By The Provisions Of The ASME Code Section XI

1. Owner DUKE POWER COMPANY

1a Date 10/28/99

Sheet 1 of 1

Address 526 S. CHURCH STREET, CHARLOTTE N.C. 28201-10062. Plant CATAWBA NUCLEAR STATION2a Unit ☒ 1 ☐ 2 ☐ 3 ☐ Shared (specify Units ☐ )Address 4800 CONCORD RD. YORK, S.C. 297453. Work Performed By Duke Power Company

3a Work Order # 98184340-06

Address 526 S. Church St. Charlotte, N.C. 28201-1006Type Code Symbol Stamp N/A Authorization No. N/A

3b NSM or MN # N/A

Expiration Date N/A4 Identification of System VG-DG Starting Air SystemClass C

5. (a) Applicable Construction Code III 1974 Edition, S'75 Addenda, N-416-1 Code Cases

(b) Applicable Edition of Section XI Utilized for Repairs or Replacements 1989 Addenda NONE

6. Identification of Components Repaired or Replacement Components

	Column 1	Column 2	Column 3	Column 4	Column 5	Column 6	Column 7	Column 8
	Name of Component	Name of Manufacturer	Manufacturer Serial Number	N B Number	Other Identification (Size)	Year Built	Repaired, Replaced, or Replacement	ASME Code Stamped (yes or no)
A	DG Starting Air Aftercooler 1B1	Process Engineering	F-01378	5314	Replace endbell and nozzles to aftercooler with material listed below	1979	REPAIRED	
B	Pipe	Duke Power Co.	C-1VG	95	6" pipe-SA106, Flange-SA105, Plate-SA516		REPLACEMENT	
C	Pipe welds	Duke Power Co.	C-1VG	95	1212.03.003-001-1B1-11,12		REPLACEMENT	
D							REPAIRED	
E							REPAIRED	
F							REPAIRED	

NOTE: Supplemental sheets in form of lists, sketches, or drawings may be used, provided (1) size is 8 1/2 in. x 11 in. (2) information in items 1 through 6 on this reports included on each sheet, and (3) each sheet is numbered and the number of sheets is recorded at the top of this form.

7. Description of Work Replace Endbell and Nozzles for Aftercooler 1B1\_

8. Test Conducted: Hydrostatic ☐ Pneumatic ☐ Nominal Operating Pressure ☒ Other ☐ Exempt ☐  
Pressure 71 psig Test Temp. 69.1 deg.F.

9. Remarks \_\_\_\_\_

(Applicable Manufacturers Data Records to be attached)

#### CERTIFICATE OF COMPLIANCE


We certify that the statements made in the report are correct and this repair or replacement conforms to the rules of the rules of the ASME Code, Section XI.

Type Code Symbol Stamp N/A

Expiration Date N/A

Certificate of Authorization No. N/A

Signed



TECH SPEC

Date

10/28, 19 99


Owner or Owner's Designee, Title

#### CERTIFICATE OF INSERVICE INSPECTION

I, the undersigned, holding a valid commission issued by the National Board of Boiler and Pressure Vessel Inspectors and the

State or Province of NORTH CAROLINA and employed by HSB I AND I Company of Hartford Connecticut have inspected the components described in this Owners Report during the period 9-21-99 to 11-1-99 and state that to the best of my knowledge and belief, the Owner has performed examinations and taken corrective measures described in this Owner's Report in accordance with the requirements of the ASME Code, Section XI.

By signing this certificate neither the Inspector nor his employer makes any warranty, expressed or implied, concerning the examinations and corrective measure described in this Owners Report. Furthermore, neither the Inspector nor his employer shall be liable in any manner for any personal injury or property damage or a loss of any kind arising from or connected with this inspection.

  
Inspector's Signature

Commissions NC 978

Date 11-1, 19 99

**FORM NIS-2 OWNER'S REPORT FOR REPAIRS OR REPLACEMENTS**

As Required By The Provisions Of The ASME Code Section XI

1. Owner DUKE POWER COMPANY

1a Date 11/16/99

Sheet 1 of 1

Address 526 S. CHURCH STREET, CHARLOTTE N.C. 28201-10062. Plant CATAWBA NUCLEAR STATION2a Unit ☒ 1 ☐ 2 ☐ 3 ☐ Shared (specify Units ☐ )Address 4800 CONCORD RD. YORK, S.C. 297453. Work Performed By Duke Power Company

3a Work Order # 98184517-06

Address 526 S. Church St. Charlotte, N.C. 28201-1006Type Code Symbol Stamp N/A Authorization No. N/A

3b NSM or MN # N/A

Expiration Date N/A4 Identification of System VG-DG Starting Air SystemClass C

5. (a) Applicable Construction Code III 1974 Edition, S'75 Addenda, N-416-1 Code Cases

(b) Applicable Edition of Section XI Utilized for Repairs or Replacements 1989 Addenda NONE

6. Identification of Components Repaired or Replacement Components

	Column 1	Column 2	Column 3	Column 4	Column 5	Column 6	Column 7	Column 8
	Name of Component	Name of Manufacturer	Manufacturer Serial Number	N B Number	Other Identification (Size)	Year Built	Repaired. Replaced. or Replacement	ASME Code Stamped (yes or no)
A	Endbell	Process Engineering	F-01178	5313	DG Aftercooler "1A1"	1979	REPLACED	
B	Pipe	Duke Power Co.	C-1VG	95	6" Pipe-SA106, Flange-SA105 welds-1212.03-003.001-1A1-11,12,BMR1		REPLACED	
C							REPAIRED	
D							REPAIRED	
E							REPAIRED	
F							REPAIRED	

NOTE: Supplemental sheets in form of lists, sketches, or drawings may be used, provided (1) size is 8 1/2 in. x 11 in. (2) information in items 1 through 6 on this reports included on each sheet, and (3) each sheet is numbered and the number of sheets is recorded at the top of this form.

7. Description of Work Replace Endbell for DG Aftercooler 1A1\_

8. Test Conducted: Hydrostatic ☐ Pneumatic ☐ Nominal Operating Pressure ☒ Other ☐ Exempt ☐  
Pressure 74 psig Test Temp. 72 deg.F.

9. Remarks \_\_\_\_\_

(Applicable Manufacturers Data Records to be attached)

#### CERTIFICATE OF COMPLIANCE

We certify that the statements made in the report are correct and this repair or replacement conforms to the rules of the rules of the ASME Code, Section XI.

Type Code Symbol Stamp N/A

Expiration Date N/A

Certificate of Authorization No. N/A

Signed Paul L. Smith TECH SPEC Date 11/16, 1999  
Owner or Owner's Designee, Title

#### CERTIFICATE OF INSERVICE INSPECTION

I, the undersigned, holding a valid commission issued by the National Board of Boiler and Pressure Vessel Inspectors and the

State or Province of NORTH CAROLINA and employed by HSB I AND I Company of Hartford Connecticut have inspected the components described in this Owners Report during the period 9-13-99 to 11-17-99 and state that to the best of my knowledge and belief, the Owner has performed examinations and taken corrective measures described in this Owner's Report in accordance with the requirements of the ASME Code, Section XI.

By signing this certificate neither the Inspector nor his employer makes any warranty, expressed or implied, concerning the examinations and corrective measure described in this Owners Report. Furthermore, neither the Inspector nor his employer shall be liable in any manner for any personal injury or property damage or a loss of any kind arising from or connected with this inspection.

Robert M. Smith  
Inspector's Signature

Commissions NC 978

Date 11-17, 1999

**FORM NIS-2 OWNER'S REPORT FOR REPAIRS OR REPLACEMENTS**

As Required By The Provisions Of The ASME Code Section XI

1. Owner DUKE POWER COMPANY

1a Date 11/15/99

Sheet 1 of 1

Address 526 S. CHURCH STREET. CHARLOTTE N.C. 28201-10062. Plant CATAWBA NUCLEAR STATION2a Unit ☒ 1 ☐ 2 ☐ 3 ☐ Shared (specify Units ☐ )Address 4800 CONCORD RD. YORK, S.C. 297453. Work Performed By Duke Power Company

3a Work Order # 98184526-05

Address 526 S. Church St. Charlotte, N.C. 28201-1006Type Code Symbol Stamp N/A Authorization No. N/A

3b NSM or MN # N/A

Expiration Date N/A4 Identification of System VG- DG Starting Air SystemClass C

5. (a) Applicable Construction Code III 1974 Edition, S'75 Addenda, N-416-1 Code Cases

(b) Applicable Edition of Section XI Utilized for Repairs or Replacements 1989 Addenda NONE

6. Identification of Components Repaired or Replacement Components

	Column 1	Column 2	Column 3	Column 4	Column 5	Column 6	Column 7	Column 8
	Name of Component	Name of Manufacturer	Manufacturer Serial Number	N B Number	Other Identification (Size)	Year Built	Repaired. Replaced. or Replacement	ASME Code Stamped (yes or no)
A	Endbell	Process Engineering	F-0127B	5314	Endbell for DG Aftercooler "1A2"		REPLACED	
B	Pipe	Duke Power Co.	C-1VG	95	6" Pipe-SA106, 6" WN Flange- SA105		REPLACED	
C	Pipe Welds	Duke Power Co.	C-1VG	95	1212.03-003.001-1A2-11,12		REPLACED	
D							REPAIRED	
E							REPAIRED	
F							REPAIRED	

NOTE: Supplemental sheets in form of lists, sketches, or drawings may be used, provided (1) size is 8 1/2 in. x 11 in. (2) information in items 1 through 6 on this reports included on each sheet, and (3) each sheet is numbered and the number of sheets is recorded at the top of this form.

7. Description of Work Replace Endbell and Nozzles\_

8. Test Conducted: Hydrostatic ☐ Pneumatic ☐ Nominal Operating Pressure ☒ Other ☐ Exempt ☐  
Pressure 75 psig Test Temp. 68 deg.F.

9. Remarks \_\_\_\_\_  
\_\_\_\_\_  
\_\_\_\_\_

(Applicable Manufacturers Data Records to be attached)

#### CERTIFICATE OF COMPLIANCE

We certify that the statements made in the report are correct and this repair or replacement conforms to the rules of the rules of the ASME Code, Section XI.

Type Code Symbol Stamp N/A

Expiration Date N/A

Certificate of Authorization No. N/A

Signed *Paul D. Smith* TECH SPEC Date 11/14, 1999  
Owner or Owner's Designee, Title

#### CERTIFICATE OF INSERVICE INSPECTION

I, the undersigned, holding a valid commission issued by the National Board of Boiler and Pressure Vessel Inspectors and the

State or Province of NORTH CAROLINA and employed by HSB I AND I Company of Hartford Connecticut have inspected the components described in this Owners Report during the period 9-21-99 to 11-15-99 and state that to the best of my knowledge and belief, the Owner has performed examinations and taken corrective measures described in this Owner's Report in accordance with the requirements of the ASME Code, Section XI.

By signing this certificate neither the Inspector nor his employer makes any warranty, expressed or implied, concerning the examinations and corrective measure described in this Owners Report. Furthermore, neither the Inspector nor his employer shall be liable in any manner for any personal injury or property damage or a loss of any kind arising from or connected with this inspection.

*Robert M. Sullivan*  
Inspector's Signature

Commissions NC 978

Date 11-15, 1999

**FORM NIS-2 OWNER'S REPORT FOR REPAIRS OR REPLACEMENTS**

As Required By The Provisions Of The ASME Code Section XI

1. Owner DUKE POWER COMPANY

1a Date 05/25/00

Sheet 1 of 1

Address 526 S. CHURCH STREET, CHARLOTTE N.C. 28201-10062. Plant CATAWBA NUCLEAR STATION2a Unit ☒ 1 ☐ 2 ☐ 3 ☐ Shared (specify Units ☐ )Address 4800 CONCORD RD. YORK, S.C. 297453. Work Performed By Duke Power Company

3a Work Order # 98186758-02

Address 526 S. Church St. Charlotte, N.C. 28201-1006Type Code Symbol Stamp N/A Authorization No. N/A

3b NSM or MN # N/A

Expiration Date N/A4 Identification of System SA MAIN STEAM SUPPLY TO AUX EQUIP Class C

5. (a) Applicable Construction Code III 1974 Edition, S'75 Addenda, NONE Code Cases

(b) Applicable Edition of Section XI Utilized for Repairs or Replacements 1989 Addenda NONE

6. Identification of Components Repaired or Replacement Components

	Column 1	Column 2	Column 3	Column 4	Column 5	Column 6	Column 7	Column 8
	Name of Component	Name of Manufacturer	Manufacturer Serial Number	N B Number	Other Identification (Size)	Year Built	Repaired, Replaced, or Replacement	ASME Code Stamped (yes or no)
A	Weld #1SA6J-220	Duke Power Co.	C-1SA	114	This weld is to weld stud to disk for valve 1SA-007		REPAIRED	
B							REPAIRED	
C							REPAIRED	
D							REPAIRED	
E							REPAIRED	
F							REPAIRED	

NOTE: Supplemental sheets in form of lists, sketches, or drawings may be used, provided (1) size is 8 1/2 in. x 11 in. (2) information in items 1 through 6 on this reports included on each sheet, and (3) each sheet is numbered and the number of sheets is recorded at the top of this form.

7. Description of Work Repair Disc Assembly for ISA-007\_

8. Test Conducted: Hydrostatic ☐ Pneumatic ☐ Nominal Operating Pressure ☐ Other ☐ Exempt ☒  
Pressure                      psig                      Test Temp.                      deg.F.

9. Remarks \_\_\_\_\_

(Applicable Manufacturers Data Records to be attached)

#### CERTIFICATE OF COMPLIANCE

We certify that the statements made in the report are correct and this repair or replacement conforms to the rules of the rules of the ASME Code, Section XI.

Type Code Symbol Stamp N/A

Expiration Date N/A

Certificate of Authorization No. N/A

Signed Robert L. Smith TECH SPEC Date 5/25, 20 00  
Owner or Owner's Designee, Title

#### CERTIFICATE OF INSERVICE INSPECTION

I, the undersigned, holding a valid commission issued by the National Board of Boiler and Pressure Vessel Inspectors and the

State or Province of NORTH CAROLINA and employed by HSB I AND I Company of Hartford Connecticut have inspected the components described in this Owners Report during the period 9-15-99 to 5-25-00 and state that to the best of my knowledge and belief, the Owner has performed examinations and taken corrective measures described in this Owner's Report in accordance with the requirements of the ASME Code, Section XI.

By signing this certificate neither the Inspector nor his employer makes any warranty, expressed or implied, concerning the examinations and corrective measure described in this Owners Report. Furthermore, neither the Inspector nor his employer shall be liable in any manner for any personal injury or property damage or a loss of any kind arising from or connected with this inspection.

Robert M. Smith  
Inspector's Signature

Commissions NC 978

Date 5-25, 20 00

**FORM NIS-2 OWNER'S REPORT FOR REPAIRS OR REPLACEMENTS**

As Required By The Provisions Of The ASME Code Section XI

1. Owner DUKE POWER COMPANY

1a Date 11/14/00

Sheet 1 of 1

Address 526 S. CHURCH STREET, CHARLOTTE N.C. 28201-10062. Plant CATAWBA NUCLEAR STATION2a Unit ☒ 1 ☐ 2 ☐ 3 ☐ Shared (specify Units ☐ )Address 4800 CONCORD RD. YORK, S.C. 297453. Work Performed By Duke Power Company

3a Work Order # 98192121-01

Address 526 S. Church St. Charlotte, N.C. 28201-1006Type Code Symbol Stamp N/A Authorization No. N/A

3b NSM or MN # NA

Expiration Date N/A

4 Identification of System

Class C

RN NUCLEAR SERVICE WATER SYSTEM

5. (a) Applicable Construction Code III 1974 Edition, S'75 Addenda, NONE Code Cases

(b) Applicable Edition of Section XI Utilized for Repairs or Replacements 1989 Addenda NONE

6. Identification of Components Repaired or Replacement Components

	Column 1	Column 2	Column 3	Column 4	Column 5	Column 6	Column 7	Column 8
	Name of Component	Name of Manufacturer	Manufacturer Serial Number	N B Number	Other Identification (Size)	Year Built	Repaired, Replaced, or Replacement	ASME Code Stamped (yes or no)
A	Valve Disc	ITT Eng.	89584-31-3-2		For valve tag 1RN-D032	1990	REPLACED	
B	Valve Disc	ITT Eng	PN12860		For valve tag 1RN-D032		REPLACED	
C							REPAIRED	
D							REPAIRED	
E							REPAIRED	
F							REPAIRED	

NOTE: Supplemental sheets in form of lists, sketches, or drawings may be used, provided (1) size is 8 1/2 in. x 11 in. (2) information in items 1 through 6 on this reports included on each sheet, and (3) each sheet is numbered and the number of sheets is recorded at the top of this form.

7. Description of Work Repair Valve Seat\_

8. Test Conducted: Hydrostatic ☐ Pneumatic ☐ Nominal Operating Pressure ☐ Other ☐ Exempt ☒  
Pressure psig Test Temp. deg.F.

9. Remarks \_\_\_\_\_

(Applicable Manufacturers Data Records to be attached)

#### CERTIFICATE OF COMPLIANCE

We certify that the statements made in the report are correct and this repair or replacement conforms to the rules of the rules of the ASME Code, Section XI.

Type Code Symbol Stamp N/A

Expiration Date N/A

Certificate of Authorization No. N/A

Signed

Robert L. Smith  
Owner or Owner's Designee, Title

TECH SPEC

Date

11/14, 20 00

#### CERTIFICATE OF INSERVICE INSPECTION

I, the undersigned, holding a valid commission issued by the National Board of Boiler and Pressure Vessel Inspectors and the

State or Province of NORTH CAROLINA and employed by HSB I AND I Company of Hartford Connecticut have inspected the components described in this Owners Report during the period 10-24-00 to 11-14-00 and state that to the best of my knowledge and belief, the Owner has performed examinations and taken corrective measures described in this Owner's Report in accordance with the requirements of the ASME Code, Section XI.

By signing this certificate neither the Inspector nor his employer makes any warranty, expressed or implied, concerning the examinations and corrective measure described in this Owners Report. Furthermore, neither the Inspector nor his employer shall be liable in any manner for any personal injury or property damage or a loss of any kind arising from or connected with this inspection.

Robert M. Smith  
Inspector's Signature

Commissions NC 978

Date 11-14, 20 00

**FORM NIS-2 OWNER'S REPORT FOR REPAIRS OR REPLACEMENTS**

As Required By The Provisions Of The ASME Code Section XI

1. Owner DUKE POWER COMPANY

1a Date 11/09/00

Sheet 1 of 4

Address 526 S. CHURCH STREET. CHARLOTTE N.C. 28201-10062. Plant CATAWBA NUCLEAR STATION2a Unit ☒ 1 ☐ 2 ☐ 3 ☐ Shared (specify Units ☐ )Address 4800 CONCORD RD. YORK, S.C. 297453. Work Performed By Duke Power Company

3a Work Order # 98213411-01 98240938-03

Address 526 S. Church St. Charlotte, N.C. 28201-1006Type Code Symbol Stamp N/A Authorization No. N/A

3b NSM or MN # CN11396

Expiration Date N/A

4 Identification of System

Class C

RN NUCLEAR SERVICE WATER SYSTEM

5. (a) Applicable Construction Code III 1974 Edition, S'75 Addenda, N-416-1 Code Cases

(b) Applicable Edition of Section XI Utilized for Repairs or Replacements 1989 Addenda NONE

6. Identification of Components Repaired or Replacement Components

	Column 1	Column 2	Column 3	Column 4	Column 5	Column 6	Column 7	Column 8
	Name of Component	Name of Manufacturer	Manufacturer Serial Number	N B Number	Other Identification (Size)	Year Built	Repaired, Replaced, or Replacement	ASME Code Stamped (yes or no)
A	Pipe	Duke Power Co.	C-1RN C-1CA	117 121	8"Pipe-SA106,SA312,SB675 2"Pipe-SA376, SA106		REPLACED	
B	Pipe Fittings	Duke Power Co.	C-1RN C-1CA	117 121	8" 90 Ell-SA234,SA105,SB366 8: 45 Ell-SA105 8x6 Red-SA105		REPLACED	
C	Pipe Fittings	Duke Power Co.	C-1RN C-1CA	117 121	2" H/Cplg.-SB462 2" Cap-SA105 8"Pipe Cap-SA234		REPLACED	
D	Pipe Flanges	Duke Power Co.	C-1RN C-1CA	117 121	8" SO Flange-SA105,SB462		REPLACED	
E	Bolting	Duke Power Co.	C-1RN C-1CA	117 121	Studs-SA193 Nuts-SA194		REPLACED	
F							REPAIRED	

**FORM NIS-2 OWNER'S REPORT FOR REPAIRS OR REPLACEMENTS**

As Required By The Provisions Of The ASME Code Section XI

1. Owner DUKE POWER COMPANY

1a Date 11/09/00

Sheet **2** of **4**Address 526 S. CHURCH STREET. CHARLOTTE N.C. 28201-10062. Plant CATAWBA NUCLEAR STATION2a Unit ☒ 1 ☐ 2 ☐ 3 ☐ Shared (specify Units ☐ )Address 4800 CONCORD RD. YORK, S.C. 297453. Work Performed By Duke Power Company

3a Work Order # 98213411-01 98240938-03

Address 526 S. Church St. Charlotte, N.C. 28201-1006Type Code Symbol Stamp N/A Authorization No. N/A

3b NSM or MN # CN11396

Expiration Date N/A

4 Identification of System

Class C

RN NUCLEAR SERVICE WATER SYSTEM

5. (a) Applicable Construction Code III 1974 Edition, S'75 Addenda, NONE Code Cases

(b) Applicable Edition of Section XI Utilized for Repairs or Replacements 1989 Addenda NONE

6. Identification of Components Repaired or Replacement Components

	Column 1	Column 2	Column 3	Column 4	Column 5	Column 6	Column 7	Column 8
	Name of Component	Name of Manufacturer	Manufacturer Serial Number	N B Number	Other Identification (Size)	Year Built	Repaired. Replaced. or Replacement	ASME Code Stamped (yes or no)
A	Valve	BNL	A-981103-9-3		2" Ball Valve tag #1RNE97	1999	<del>REPAIRED</del> New	
B	Valve	Flowserve	E00IT-1-1	2469	8" Gate Valve tag#1RN250A	2000	<del>REPAIRED</del> New	
C	Valve	Fisher	94562-01A	339	10" Butterfly Valve tag #1RNE95	1997	<del>REPAIRED</del> Deleted	
D	Strut	Grinnell	41-41118 2000-32		1-R-CA-316		<del>REPAIRED</del> New	
E	Strut	Grinnell	41-41118 2000-31		1-R-CA-316		<del>REPAIRED</del> New	
F	Strut	Grinnell	41-29788 1997-91		1-R-CA-319		<del>REPAIRED</del> New	

**FORM NIS-2 OWNER'S REPORT FOR REPAIRS OR REPLACEMENTS**

As Required By The Provisions Of The ASME Code Section XI

1. Owner DUKE POWER COMPANY

1a Date 11/09/00

Sheet **3** of **4**Address 526 S. CHURCH STREET. CHARLOTTE N.C. 28201-10062. Plant CATAWBA NUCLEAR STATION2a Unit ☒ 1 ☐ 2 ☐ 3 ☐ Shared (specify Units ☐ )Address 4800 CONCORD RD. YORK, S.C. 297453. Work Performed By Duke Power Company

3a Work Order # 98213411-01 98240938-03

Address 526 S. Church St. Charlotte, N.C. 28201-1006Type Code Symbol Stamp N/A Authorization No. N/A

3b NSM or MN # CN11396

Expiration Date N/A

4 Identification of System

Class C

RN NUCLEAR SERVICE WATER SYSTEM

5. (a) Applicable Construction Code III 1974 Edition, S'75 Addenda, NONE Code Cases

(b) Applicable Edition of Section XI Utilized for Repairs or Replacements 1989 Addenda NONE

6. Identification of Components Repaired or Replacement Components

	Column 1	Column 2	Column 3	Column 4	Column 5	Column 6	Column 7	Column 8
	Name of Component	Name of Manufacturer	Manufacturer Serial Number	N B Number	Other Identification (Size)	Year Built	Repaired. Replaced. or Replacement	ASME Code Stamped (yes or no)
A	Clamp Fig. 640N				For Hangers 1-R-CA-316, 1-R-CA-319		<del>REPAIRED</del> New	
B	Clamp Fig. 295N				For hangers 1-R-CA-317, 1-R-CA-318		<del>REPAIRED</del> New	
C	Snubber	Pacific Scientific	PSA-3 19963		1-R-RN-253	1981	<del>REPAIRED</del> Deleted	
D	Strut	Grinnell	1993-167 41- 15675		1-R-RN-231	1993	<del>REPAIRED</del> Deleted	
E	Strut	Grinnell			1-R-RN-233		<del>REPAIRED</del> Deleted	
F							REPAIRED	

**FORM NIS-2 OWNER'S REPORT FOR REPAIRS OR REPLACEMENTS**

As Required By The Provisions Of The ASME Code Section XI

1. Owner DUKE POWER COMPANY

1a Date 11/09/00

Sheet **4** of **4**Address 526 S. CHURCH STREET. CHARLOTTE N.C. 28201-10062. Plant CATAWBA NUCLEAR STATION2a Unit ☒ 1 ☐ 2 ☐ 3 ☐ Shared (specify Units ☐ )Address 4800 CONCORD RD. YORK, S.C. 297453. Work Performed By Duke Power Company

3a Work Order # 98213411-01 98240938-03

Address 526 S. Church St. Charlotte, N.C. 28201-1006Type Code Symbol Stamp N/A Authorization No. N/A

3b NSM or MN # CN11396

Expiration Date N/A

4 Identification of System

Class C

RN NUCLEAR SERVICE WATER SYSTEM

5. (a) Applicable Construction Code III 1974 Edition, S'75 Addenda, N-416-1 Code Cases

(b) Applicable Edition of Section XI Utilized for Repairs or Replacements 1989 Addenda NONE

6. Identification of Components Repaired or Replacement Components

	Column 1	Column 2	Column 3	Column 4	Column 5	Column 6	Column 7	Column 8
	Name of Component	Name of Manufacturer	Manufacturer Serial Number	N B Number	Other Identification (Size)	Year Built	Repaired, Replaced, or Replacement	ASME Code Stamped (yes or no)
A	Pipe Welds	Duke Power Co.	C-1RN C-1CA	117 121	1RN182-26 1CA146-44,48,50 1RN542-1,2,3,4,5,6,7,8,10,11		<del>REPAIRED</del> <i>New</i>	
B	Pipe Welds	Duke Power Co.	C-1RN C-1CA	117 121	1RN181-40 1RN182-27,28,29,30 1CA146-43,45,47,49,51		<del>REPAIRED</del> <i>New</i>	
C	Hanger Welds	Duke Power Co.	C-1RN C-1CA	117 121	1-R-CA-319-3 1-R-CA-318-1 1-R-CA-317-1 1-R-CA-316-4,3,2,1		<del>REPAIRED</del> <i>New</i>	
D							REPAIRED	
E							REPAIRED	
F							REPAIRED	

NOTE: Supplemental sheets in form of lists, sketches, or drawings may be used, provided (1) size is 8 1/2 in. x 11 in. (2) information in items 1 through 6 on this reports included on each sheet, and (3) each sheet is numbered and the number of sheets is recorded at the top of this form.

7. Description of Work Install IRN250A at RN Header & Change to 8" \_

8. Test Conducted: Hydrostatic ☐ Pneumatic ☐ Nominal Operating Pressure ☒ Other ☐ Exempt ☐  
Pressure 55 psig Test Temp. 65 deg.F.

9. Remarks \_Functional completed on work orders 98213411-07 & 27

(Applicable Manufacturers Data Records to be attached)

#### CERTIFICATE OF COMPLIANCE

We certify that the statements made in the report are correct and this repair or replacement conforms to the rules of the ASME Code, Section XI.

Type Code Symbol Stamp N/A

Expiration Date N/A

Certificate of Authorization No. N/A

Signed Paul L. Smith TECH SPEC Date 11/27, 2000  
Owner or Owner's Designee, Title

#### CERTIFICATE OF INSERVICE INSPECTION

I, the undersigned, holding a valid commission issued by the National Board of Boiler and Pressure Vessel Inspectors and the

State or Province of NORTH CAROLINA and employed by HSB I AND I Company of Hartford Connecticut have inspected the components described in this Owners Report during the period 8-2-00 to 11-30-00 and state that to the best of my knowledge and belief, the Owner has performed examinations and taken corrective measures described in this Owner's Report in accordance with the requirements of the ASME Code, Section XI.

By signing this certificate neither the Inspector nor his employer makes any warranty, expressed or implied, concerning the examinations and corrective measure described in this Owners Report. Furthermore, neither the Inspector nor his employer shall be liable in any manner for any personal injury or property damage or a loss of any kind arising from or connected with this inspection.

Robert M. Smith  
Inspector's Signature

Commissions NC 978

Date 11-30, 2000

**FORM NIS-2 OWNER'S REPORT FOR REPAIRS OR REPLACEMENTS**

As Required By The Provisions Of The ASME Code Section XI

1. Owner DUKE POWER COMPANY

1a Date 11/16/00

Sheet 1 of 1

Address 526 S. CHURCH STREET. CHARLOTTE N.C. 28201-10062. Plant CATAWBA NUCLEAR STATION2a Unit ☒ 1 ☐ 2 ☐ 3 ☐ Shared (specify Units ☐ )Address 4800 CONCORD RD. YORK, S.C. 297453. Work Performed By Duke Power Company

3a Work Order # 98213414-01 98240944-03

Address 526 S. Church St. Charlotte, N.C. 28201-1006Type Code Symbol Stamp N/A Authorization No. N/A

3b NSM or MN # CN11396

Expiration Date N/A

4 Identification of System

Class C

RN NUCLEAR SERVICE WATER SYSTEM

5. (a) Applicable Construction Code III 1974 Edition, S'75 Addenda, N-416-1 Code Cases

(b) Applicable Edition of Section XI Utilized for Repairs or Replacements 1989 Addenda NONE

6. Identification of Components Repaired or Replacement Components

	Column 1	Column 2	Column 3	Column 4	Column 5	Column 6	Column 7	Column 8
	Name of Component	Name of Manufacturer	Manufacturer Serial Number	N B Number	Other Identification (Size)	Year Built	Repaired. Replaced. or Replacement	ASME Code Stamped (yes or no)
A	Valve	BNL	A981103-9-4		For valve tag #1RNE98	5/99	REPLACEMENT	
B	Valve	Flowserve	E00IT-1-2	2470	For valve tag # 1RN310B	2000	REPLACEMENT	
C	Valve	Fisher	91944-30B	336	For valve tag # 1RNE93	1997	REPLACEMENT	
D	Pipe Welds	Duke Power Co.	C-1RN C-1CA	117 121	1CA154-3,7,23,1718,19,20,21,22 1CA153-36 1RN217-29,30,31,32,33		REPLACEMENT	
E					1RN111-31,32,36,33,27,28,29,30,34 1CA154-1,6,8,9,10,11,12,13,14,15,16		REPAIRED	
F							REPAIRED	

**FORM NIS-2 OWNER'S REPORT FOR REPAIRS OR REPLACEMENTS**

As Required By The Provisions Of The ASME Code Section XI

1. Owner DUKE POWER COMPANY

1a Date 11/16/00

Sheet 1 of 1

Address 526 S. CHURCH STREET, CHARLOTTE N.C. 28201-10062. Plant CATAWBA NUCLEAR STATION2a Unit ☒ 1 ☐ 2 ☐ 3 ☐ Shared (specify Units ☐ )Address 4800 CONCORD RD. YORK, S.C. 297453. Work Performed By Duke Power Company

3a Work Order # 98213414-01 98240944-03

Address 526 S. Church St. Charlotte, N.C. 28201-1006Type Code Symbol Stamp N/A Authorization No. N/A

3b NSM or MN # CN11396

Expiration Date N/A

4 Identification of System

Class C

RN NUCLEAR SERVICE WATER SYSTEM

5. (a) Applicable Construction Code III 1974 Edition, S'75 Addenda, N-416-1 Code Cases

(b) Applicable Edition of Section XI Utilized for Repairs or Replacements 1989 Addenda NONE

6. Identification of Components Repaired or Replacement Components

	Column 1	Column 2	Column 3	Column 4	Column 5	Column 6	Column 7	Column 8
	Name of Component	Name of Manufacturer	Manufacturer Serial Number	N B Number	Other Identification (Size)	Year Built	Repaired, Replaced, or Replacement	ASME Code Stamped (yes or no)
A	8" Pipe Clamps Fig. 295N	Grinnell			For hangers 1-R-CA-372, 1-R-CA-371 & 1-R-CA-375		<del>REPLACEMENT</del> New	
B	8" Pipe Clamps Fig. 640N	Grinnell			For hangers 1-R-CA-374, 1-R-CA-375		<del>REPLACEMENT</del> New	
C	Sway Strut	Grinnell	41-16815		For hanger 1-R-CA-375		<del>REPLACEMENT</del> New	
D	Sway Strut	Grinnell	41-17583		For hanger 1-R-CA-374		<del>REPLACEMENT</del> New	
E	Bolting				Rod- SA193 Hex Nuts-SA194		<del>REPAIRED</del> New	
F	Hanger Welds	Duke Power Co.	C-1CA	121	1-R-CA-372-1, 1-R-CA-371-1 1-R-CA-375-1,2,3 1-R-CA-374-1		<del>REPAIRED</del> New	

**FORM NIS-2 OWNER'S REPORT FOR REPAIRS OR REPLACEMENTS**

As Required By The Provisions Of The ASME Code Section XI

1. Owner DUKE POWER COMPANY  
 Address 526 S. CHURCH STREET. CHARLOTTE N.C. 28201-1006
2. Plant CATAWBA NUCLEAR STATION  
 Address 4800 CONCORD RD. YORK, S.C. 29745
3. Work Performed By Duke Power Company  
 Address 526 S. Church St. Charlotte, N.C. 28201-1006  
 Type Code Symbol Stamp N/A Authorization No. N/A  
 Expiration Date N/A

1a Date 11/16/00

Sheet 1 of 1

2a Unit ☒ 1 ☐ 2 ☐ 3 ☐ Shared (specify Units ☐ )

3a Work Order # 98213414-01 98240944-03

3b NSM or MN # CN11396

## 4 Identification of System

Class C

RN NUCLEAR SERVICE WATER SYSTEM

5. (a) Applicable Construction Code III 1974 Edition, S'75 Addenda, N-416-1 Code Cases  
 (b) Applicable Edition of Section XI Utilized for Repairs or Replacements 1989 Addenda NONE

## 6. Identification of Components Repaired or Replacement Components

	Column 1	Column 2	Column 3	Column 4	Column 5	Column 6	Column 7	Column 8
	Name of Component	Name of Manufacturer	Manufacturer Serial Number	N B Number	Other Identification (Size)	Year Built	Repaired. Replaced. or Replacement	ASME Code Stamped (yes or no)
A	Pipe	Duke Power Co.	C-1RN C-1CA	117 121	8" Pipe- SB675, SA106 2" Pipe- SA376		REPLACED	
B	Pipe Fittings	Duke Power Co.	C-1RN C-1CA	117 121	8" 90 ell-SB366, SA234 & 45 ell-SA234 2" H/Cplg.- SB462, 6" 90- SA105		REPLACED	
C	Pipe Fittings	Duke Power Co.	C-1RN C-1CA	117 121	2" Pipe Cap-SA106 8x6 Red.-SA234 8" SO Flange-SB462, SA105		REPLACED	
D	Bolting				Hex Nuts-SA194, Studs-SA193		REPLACED	
E							REPAIRED	
F							REPAIRED	

NOTE: Supplemental sheets in form of lists, sketches, or drawings may be used, provided (1) size is 8 1/2 in. x 11 in. (2) information in items 1 through 6 on this reports included on each sheet, and (3) each sheet is numbered and the number of sheets is recorded at the top of this form.

7. Description of Work Install 1RN310B at RN Header & Change to 8" \_

8. Test Conducted: Hydrostatic ☐ Pneumatic ☐ Nominal Operating Pressure ☒ Other ☐ Exempt ☐  
Pressure 74 psig Test Temp. 65 deg.F.

9. Remarks Functional completed on work order 98213414-07, 25.

(Applicable Manufacturers Data Records to be attached)

#### CERTIFICATE OF COMPLIANCE

We certify that the statements made in the report are correct and this repair or replacement conforms to the rules of the rules of the ASME Code, Section XI.

Type Code Symbol Stamp N/A

Expiration Date N/A

Certificate of Authorization No. N/A

Signed Paul L. Smith TECH SPEC Date 11/27, 20 00  
Owner or Owner's Designee, Title

#### CERTIFICATE OF INSERVICE INSPECTION

I, the undersigned, holding a valid commission issued by the National Board of Boiler and Pressure Vessel Inspectors and the

State or Province of NORTH CAROLINA and employed by HSB I AND I Company of Hartford Connecticut have inspected the components described in this Owners Report during the period 5-17-00 to 11-30-00 and state that to the best of my knowledge and belief, the Owner has performed examinations and taken corrective measures described in this Owner's Report in accordance with the requirements of the ASME Code, Section XI.

By signing this certificate neither the Inspector nor his employer makes any warranty, expressed or implied, concerning the examinations and corrective measure described in this Owners Report. Furthermore, neither the Inspector nor his employer shall be liable in any manner for any personal injury or property damage or a loss of any kind arising from or connected with this inspection.

Robert McNeil  
Inspector's Signature

Commissions NC 978

Date 11-30, 20 00

**FORM NIS-2 OWNER'S REPORT FOR REPAIRS OR REPLACEMENTS**

As Required By The Provisions Of The ASME Code Section XI

1. Owner DUKE POWER COMPANY

1a Date 02/14/00

Sheet 1 of 1

Address 526 S. CHURCH STREET. CHARLOTTE N.C. 28201-10062. Plant CATAWBA NUCLEAR STATION2a Unit ☒ 1 ☐ 2 ☐ 3 ☐ Shared (specify Units ☐ )Address 4800 CONCORD RD. YORK, S.C. 297453. Work Performed By Duke Power Company

3a Work Order # 98213428-01/04

Address 526 S. Church St. Charlotte, N.C. 28201-1006Type Code Symbol Stamp N/A Authorization No. N/A

3b NSM or MN # N/A

Expiration Date N/A4 Identification of System VG-Diesel Generator Starting Air Sys.Class C

5. (a) Applicable Construction Code III 1974 Edition, S'75 Addenda, N-416-1 Code Cases

(b) Applicable Edition of Section XI Utilized for Repairs or Replacements 1989 Addenda NONE

6. Identification of Components Repaired or Replacement Components

	Column 1	Column 2	Column 3	Column 4	Column 5	Column 6	Column 7	Column 8
	Name of Component	Name of Manufacturer	Manufacturer Serial Number	N B Number	Other Identification (Size)	Year Built	Repaired. Replaced. or Replacement	ASME Code Stamped (yes or no)
A	End Cover	Duke Power Co.			For VG Aftercooler "1B2" Cover-SA516 Gr.70		REPLACED	
B	Weld	Duke Power Co.	C-1VG	95	Weld #1212.03-003.001-1B2-11		REPLACED	
C							REPAIRED	
D							REPAIRED	
E							REPAIRED	
F							REPAIRED	

NOTE: Supplemental sheets in form of lists, sketches, or drawings may be used, provided (1) size is 8 1/2 in. x 11 in. (2) information in items 1 through 6 on this reports included on each sheet, and (3) each sheet is numbered and the number of sheets is recorded at the top of this form.

7. Description of Work Replace End Cover\_

8. Test Conducted: Hydrostatic ☐ Pneumatic ☐ Nominal Operating Pressure ☒ Other ☐ Exempt ☐  
Pressure 77 psig Test Temp. 39 deg.F.

9. Remarks \_\_\_\_\_

(Applicable Manufacturers Data Records to be attached)

#### CERTIFICATE OF COMPLIANCE

We certify that the statements made in the report are correct and this repair or replacement conforms to the rules of the rules of the ASME Code, Section XI.

Type Code Symbol Stamp N/A

Expiration Date N/A

Certificate of Authorization No. N/A

Signed Paul L. STA TECH SPEC Date 2/14, 2000  
Owner or Owner's Designee, Title

#### CERTIFICATE OF INSERVICE INSPECTION

I, the undersigned, holding a valid commission issued by the National Board of Boiler and Pressure Vessel Inspectors and the

State or Province of NORTH CAROLINA and employed by HSB I AND I Company of Hartford Connecticut have inspected the components described in this Owners Report during the period 11-21-99 to 2-14-00 and state that to the best of my knowledge and belief, the Owner has performed examinations and taken corrective measures described in this Owner's Report in accordance with the requirements of the ASME Code, Section XI.

By signing this certificate neither the Inspector nor his employer makes any warranty, expressed or implied, concerning the examinations and corrective measure described in this Owners Report. Furthermore, neither the Inspector nor his employer shall be liable in any manner for any personal injury or property damage or a loss of any kind arising from or connected with this inspection.

Robert M. STA  
Inspector's Signature

Commissions NC 978

Date 2-14, 2000

**FORM NIS-2 OWNER'S REPORT FOR REPAIRS OR REPLACEMENTS**

As Required By The Provisions Of The ASME Code Section XI

1. Owner DUKE POWER COMPANY

1a Date 02/03/00

Sheet 1 of 1

Address 526 S. CHURCH STREET. CHARLOTTE N.C. 28201-10062. Plant CATAWBA NUCLEAR STATION2a Unit ☒ 1 ☐ 2 ☐ 3 ☐ Shared (specify Units ☐ )Address 4800 CONCORD RD. YORK, S.C. 297453. Work Performed By Duke Power Company

3a Work Order # 98213433-01

Address 526 S. Church St. Charlotte, N.C. 28201-1006Type Code Symbol Stamp N/A Authorization No. N/A

3b NSM or MN # N/A

Expiration Date N/A4 Identification of System VG- Diesel Gen. Starting Air Sys.Class C

5. (a) Applicable Construction Code III 1974 Edition, S'75 Addenda, N-416-1 Code Cases

(b) Applicable Edition of Section XI Utilized for Repairs or Replacements 1989 Addenda NONE

6. Identification of Components Repaired or Replacement Components

	Column 1	Column 2	Column 3	Column 4	Column 5	Column 6	Column 7	Column 8
	Name of Component	Name of Manufacturer	Manufacturer Serial Number	N B Number	Other Identification (Size)	Year Built	Repaired. Replaced. or Replacement	ASME Code Stamped (yes or no)
A	Plate	Duke Power Co.			SA516 Gr. 70 for VG Aftercooler "1A"		REPLACEMENT	
B	Weld	Duke Power Co.	C-1VG	95	Weld #1212.03-003.001-1A1-11		REPLACEMENT	
C							REPAIRED	
D							REPAIRED	
E							REPAIRED	
F							REPAIRED	

NOTE: Supplemental sheets in form of lists, sketches, or drawings may be used, provided (1) size is 8 1/2 in. x 11 in. (2) information in items 1 through 6 on this reports included on each sheet, and (3) each sheet is numbered and the number of sheets is recorded at the top of this form.

7. Description of Work Replace End Cover\_

8. Test Conducted: Hydrostatic ☐ Pneumatic ☐ Nominal Operating Pressure ☒ Other ☐ Exempt ☐  
Pressure 75 psig Test Temp. 47.7 deg.F.

9. Remarks \_\_\_\_\_

(Applicable Manufacturers Data Records to be attached)

### CERTIFICATE OF COMPLIANCE

We certify that the statements made in the report are correct and this repair or replacement conforms to the rules of the rules of the ASME Code, Section XI.

Type Code Symbol Stamp N/A

Expiration Date N/A

Certificate of Authorization No. N/A

Signed

Paul L. Smith

TECH SPEC

Date

2/3

,2000

Owner or Owner's Designee, Title

### CERTIFICATE OF INSERVICE INSPECTION

I, the undersigned, holding a valid commission issued by the National Board of Boiler and Pressure Vessel Inspectors and the

State or Province of NORTH CAROLINA and employed by HSB I AND I Company of Hartford Connecticut have inspected the components described in this Owners Report during the period 12-1-99 to 2-8-00 and state that to the best of my knowledge and belief, the Owner has performed examinations and taken corrective measures described in this Owner's Report in accordance with the requirements of the ASME Code, Section XI.

By signing this certificate neither the Inspector nor his employer makes any warranty, expressed or implied, concerning the examinations and corrective measure described in this Owners Report. Furthermore, neither the Inspector nor his employer shall be liable in any manner for any personal injury or property damage or a loss of any kind arising from or connected with this inspection.

Robert McMill  
Inspector's Signature

Commissions NC 978

Date 2-8, 2000

**FORM NIS-2 OWNER'S REPORT FOR REPAIRS OR REPLACEMENTS**

As Required By The Provisions Of The ASME Code Section XI

1. Owner DUKE POWER COMPANY

1a Date 01/03/01

Sheet 1 of 1

Address 526 S. CHURCH STREET. CHARLOTTE N.C. 28201-10062. Plant CATAWBA NUCLEAR STATION2a Unit ☒ 1 ☐ 2 ☐ 3 ☐ Shared (specify Units ☐ )Address 4800 CONCORD RD. YORK, S.C. 297453. Work Performed By Duke Power Company

3a Work Order # 98226882-03

Address 526 S. Church St. Charlotte, N.C. 28201-1006Type Code Symbol Stamp N/A Authorization No. N/A

3b NSM or MN # NA

Expiration Date N/A

4 Identification of System

Class C

NV CNEMICAL VOLUME CONTROL SYSTEM

5. (a) Applicable Construction Code III 1974 Edition, S'75 Addenda, NONE Code Cases

(b) Applicable Edition of Section XI Utilized for Repairs or Replacements 1989 Addenda NONE

6. Identification of Components Repaired or Replacement Components

	Column 1	Column 2	Column 3	Column 4	Column 5	Column 6	Column 7	Column 8
	Name of Component	Name of Manufacturer	Manufacturer Serial Number	N B Number	Other Identification (Size)	Year Built	Repaired. Replaced. or Replacement	ASME Code Stamped (yes or no)
A	Bolting				Studs-SA193, Hex Nuts-SA194 for Boric Acid Tk. Manway Cover		REPLACED	
B							REPAIRED	
C							REPAIRED	
D							REPAIRED	
E							REPAIRED	
F							REPAIRED	

NOTE: Supplemental sheets in form of lists, sketches, or drawings may be used, provided (1) size is 8 1/2 in. x 11 in. (2) information in items 1 through 6 on this reports included on each sheet, and (3) each sheet is numbered and the number of sheets is recorded at the top of this form.

7. Description of Work Inspect/Clean Boric Acid Tank

8. Test Conducted: Hydrostatic ☐ Pneumatic ☐ Nominal Operating Pressure ☐ Other ☐ Exempt ☒  
Pressure                      psig                      Test Temp.                      deg.F.

9. Remarks

(Applicable Manufacturers Data Records to be attached)

### CERTIFICATE OF COMPLIANCE

We certify that the statements made in the report are correct and this repair or replacement conforms to the rules of the rules of the ASME Code, Section XI.

Type Code Symbol Stamp N/A

Expiration Date N/A

Certificate of Authorization No. N/A

Signed

Paul L. Smith  
Owner or Owner's Designee, Title

TECH SPEC

Date

12/3, 2007 <sup>00 H/H 1/30/2001</sup>

### CERTIFICATE OF INSERVICE INSPECTION

I, the undersigned, holding a valid commission issued by the National Board of Boiler and Pressure Vessel Inspectors and the

State or Province of NORTH CAROLINA and employed by HSB I AND I Company of Hartford Connecticut have inspected the components described in this Owners Report during the period 10-27-00 to 1-11-01 and state that to the best of my knowledge and belief, the Owner has performed examinations and taken corrective measures described in this Owner's Report in accordance with the requirements of the ASME Code, Section XI.

By signing this certificate neither the Inspector nor his employer makes any warranty, expressed or implied, concerning the examinations and corrective measure described in this Owners Report. Furthermore, neither the Inspector nor his employer shall be liable in any manner for any personal injury or property damage or a loss of any kind arising from or connected with this inspection.

Robert M. Smith  
Inspector's Signature

Commissions NC 978

Date 1-11, 2007

**FORM NIS-2 OWNER'S REPORT FOR REPAIRS OR REPLACEMENTS**

As Required By The Provisions Of The ASME Code Section XI

1. Owner DUKE POWER COMPANY

1a Date 01/04/01

Sheet 1 of 1

Address 526 S. CHURCH STREET. CHARLOTTE N.C. 28201-10062. Plant CATAWBA NUCLEAR STATION2a Unit ☒ 1 ☐ 2 ☐ 3 ☐ Shared (specify Units ☐ )Address 4800 CONCORD RD. YORK, S.C. 297453. Work Performed By Duke Power Company

3a Work Order # 98223759-01

Address 526 S. Church St. Charlotte, N.C. 28201-1006Type Code Symbol Stamp N/A Authorization No. N/A

3b NSM or MN # CNCE 61684

Expiration Date N/A

4 Identification of System

Class C

NV CNEMICAL VOLUME CONTROL SYSTEM

5. (a) Applicable Construction Code III 1974 Edition, S'75 Addenda, NONE Code Cases

(b) Applicable Edition of Section XI Utilized for Repairs or Replacements 1989 Addenda NONE

6. Identification of Components Repaired or Replacement Components

	Column 1	Column 2	Column 3	Column 4	Column 5	Column 6	Column 7	Column 8
	Name of Component	Name of Manufacturer	Manufacturer Serial Number	N B Number	Other Identification (Size)	Year Built	Repaired. Replaced. or Replacement	ASME Code Stamped (yes or no)
A	Bolting				Threaded Rod-SA193, Hex Nuts-SA194 for Mixed Bed Demin. Strainer		REPLACED	
B							REPAIRED	
C							REPAIRED	
D							REPAIRED	
E							REPAIRED	
F							REPAIRED	

NOTE: Supplemental sheets in form of lists, sketches, or drawings may be used, provided (1) size is 8 1/2 in. x 11 in. (2) information in items 1 through 6 on this reports included on each sheet, and (3) each sheet is numbered and the number of sheets is recorded at the top of this form.

7. Description of Work R/R Strainer\_

8. Test Conducted: Hydrostatic ☐ Pneumatic ☐ Nominal Operating Pressure ☐ Other ☐ Exempt ☒  
Pressure                      psig                      Test Temp.                      deg.F.

9. Remarks \_\_\_\_\_  
\_\_\_\_\_  
\_\_\_\_\_

(Applicable Manufacturers Data Records to be attached)

#### CERTIFICATE OF COMPLIANCE

We certify that the statements made in the report are correct and this repair or replacement conforms to the rules of the rules of the ASME Code, Section XI.

Type Code Symbol Stamp N/A

Expiration Date N/A

Certificate of Authorization No. N/A

Signed Paul L. Smith TECH SPEC Date 1/4, 2001  
Owner or Owner's Designee, Title

#### CERTIFICATE OF INSERVICE INSPECTION

I, the undersigned, holding a valid commission issued by the National Board of Boiler and Pressure Vessel Inspectors and the

State or Province of NORTH CAROLINA and employed by HSB I AND I Company of Hartford Connecticut have inspected the components described in this Owners Report during the period 11-9-00 to 1-11-01 and state that to the best of my knowledge and belief, the Owner has performed examinations and taken corrective measures described in this Owner's Report in accordance with the requirements of the ASME Code, Section XI.

By signing this certificate neither the Inspector nor his employer makes any warranty, expressed or implied, concerning the examinations and corrective measure described in this Owners Report. Furthermore, neither the Inspector nor his employer shall be liable in any manner for any personal injury or property damage or a loss of any kind arising from or connected with this inspection.

Robert M. Smith  
Inspector's Signature

Commissions NC 978

Date 1-11, 2001

**FORM NIS-2 OWNER'S REPORT FOR REPAIRS OR REPLACEMENTS**

As Required By The Provisions Of The ASME Code Section XI

1. Owner DUKE POWER COMPANY

1a Date 12/18/00

Sheet 1 of 1

Address 526 S. CHURCH STREET. CHARLOTTE N.C. 28201-10062. Plant CATAWBA NUCLEAR STATION2a Unit ☒ 1 ☐ 2 ☐ 3 ☐ Shared (specify Units ☐ )Address 4800 CONCORD RD. YORK, S.C. 297453. Work Performed By Duke Power Company

3a Work Order # 98231311-01

Address 526 S. Church St. Charlotte, N.C. 28201-1006Type Code Symbol Stamp N/A Authorization No. N/A

3b NSM or MN # NA

Expiration Date N/A

4 Identification of System

Class C

RN NUCLEAR SERVICE WATER SYSTEM

5. (a) Applicable Construction Code III 1974 Edition, S'75 Addenda, NONE Code Cases

(b) Applicable Edition of Section XI Utilized for Repairs or Replacements 1989 Addenda NONE

6. Identification of Components Repaired or Replacement Components

	Column 1	Column 2	Column 3	Column 4	Column 5	Column 6	Column 7	Column 8
	Name of Component	Name of Manufacturer	Manufacturer Serial Number	N B Number	Other Identification (Size)	Year Built	Repaired. Replaced. or Replacement	ASME Code Stamped (yes or no)
A	Ball	Grinnell			For valve 1RN020B		REPLACED	
B							REPAIRED	
C							REPAIRED	
D							REPAIRED	
E							REPAIRED	
F							REPAIRED	

NOTE: Supplemental sheets in form of lists, sketches, or drawings may be used, provided (1) size is 8 1/2 in. x 11 in. (2) information in items 1 through 6 on this reports included on each sheet, and (3) each sheet is numbered and the number of sheets is recorded at the top of this form.

7. Description of Work I/R Leak on Valve 1RN020A\_\_

8. Test Conducted: Hydrostatic ☐ Pneumatic ☐ Nominal Operating Pressure ☐ Other ☐ Exempt ☒  
Pressure psig Test Temp. deg.F.

9. Remarks \_\_\_\_\_

(Applicable Manufacturers Data Records to be attached)

#### CERTIFICATE OF COMPLIANCE

We certify that the statements made in the report are correct and this repair or replacement conforms to the rules of the rules of the ASME Code, Section XI.

Type Code Symbol Stamp N/A

Expiration Date N/A

Certificate of Authorization No. N/A

Signed Paul D. Smith TECH SPEC Date 12/18, 2010  
Owner or Owner's Designee, Title

#### CERTIFICATE OF INSERVICE INSPECTION

I, the undersigned, holding a valid commission issued by the National Board of Boiler and Pressure Vessel Inspectors and the

State or Province of NORTH CAROLINA and employed by HSB I AND I Company of Hartford Connecticut have inspected the components described in this Owners Report during the period 11-2-00 to 1-10-01 and state that to the best of my knowledge and belief, the Owner has performed examinations and taken corrective measures described in this Owner's Report in accordance with the requirements of the ASME Code, Section XI.

By signing this certificate neither the Inspector nor his employer makes any warranty, expressed or implied, concerning the examinations and corrective measure described in this Owners Report. Furthermore, neither the Inspector nor his employer shall be liable in any manner for any personal injury or property damage or a loss of any kind arising from or connected with this inspection.

Robert McCall  
Inspector's Signature

Commissions NC 978

Date 1-10, 2001

**FORM NIS-2 OWNER'S REPORT FOR REPAIRS OR REPLACEMENTS**

As Required By The Provisions Of The ASME Code Section XI

1. Owner DUKE POWER COMPANY

1a Date 06/26/00

Sheet 1 of 1

Address 526 S. CHURCH STREET. CHARLOTTE N.C. 28201-10062. Plant CATAWBA NUCLEAR STATION2a Unit ☒ 1 ☐ 2 ☐ 3 ☐ Shared (specify Units ☐ )Address 4800 CONCORD RD. YORK, S.C. 297453. Work Performed By Duke Power Company

3a Work Order # 98241300-02

Address 526 S. Church St. Charlotte, N.C. 28201-1006Type Code Symbol Stamp N/A Authorization No. N/A

3b NSM or MN # N/A

Expiration Date N/A4 Identification of System WZ Groundwater Drainage Sys.Class C

5. (a) Applicable Construction Code III 1974 Edition, S'75 Addenda, NONE Code Cases

(b) Applicable Edition of Section XI Utilized for Repairs or Replacements 1989 Addenda NONE

6. Identification of Components Repaired or Replacement Components

	Column 1	Column 2	Column 3	Column 4	Column 5	Column 6	Column 7	Column 8
	Name of Component	Name of Manufacturer	Manufacturer Serial Number	N B Number	Other Identification (Size)	Year Built	Repaired. Replaced. or Replacement	ASME Code Stamped (yes or no)
A	Pump	Crane	NSP-001298	33	Aux. Bldg. Groundwater Sump Pump "1B"	1978	REPLACED	
B	Pump	Crane	98JC19015	N/A	Aux. Bldg. Groundwater Sump Pump "1B"	1999	REPLACEM	
C	Bolting				Stud-SA193, Nuts-SA194		REPLACEM	
D							REPAIRED	
E							REPAIRED	
F							REPAIRED	

NOTE: Supplemental sheets in form of lists, sketches, or drawings may be used, provided (1) size is 8 1/2 in. x 11 in. (2) information in items 1 through 6 on this reports included on each sheet, and (3) each sheet is numbered and the number of sheets is recorded at the top of this form.

7. Description of Work Replace Aux. Sump Pump "1B" \_

8. Test Conducted: Hydrostatic ☐ Pressure      Pneumatic ☐ Test Temp.      Nominal Operating Pressure ☐ deg.F.      Other ☐ Exempt ☒

9. Remarks \_\_\_\_\_  
\_\_\_\_\_  
\_\_\_\_\_

(Applicable Manufacturers Data Records to be attached)

#### CERTIFICATE OF COMPLIANCE

We certify that the statements made in the report are correct and this repair or replacement conforms to the rules of the rules of the ASME Code, Section XI.

Type Code Symbol Stamp N/A

Expiration Date N/A

Certificate of Authorization No. N/A

Signed Paulton L. Smith TECH SPEC Date 6/26, 2000  
Owner or Owner's Designee, Title

#### CERTIFICATE OF INSERVICE INSPECTION

I, the undersigned, holding a valid commission issued by the National Board of Boiler and Pressure Vessel Inspectors and the

State or Province of NORTH CAROLINA and employed by HSB I AND I Company of Hartford Connecticut have inspected the components described in this Owners Report during the period 4-29-00 to 7-3-00 and state that to the best of my knowledge and belief, the Owner has performed examinations and taken corrective measures described in this Owner's Report in accordance with the requirements of the ASME Code, Section XI.

By signing this certificate neither the Inspector nor his employer makes any warranty, expressed or implied, concerning the examinations and corrective measure described in this Owners Report. Furthermore, neither the Inspector nor his employer shall be liable in any manner for any personal injury or property damage or a loss of any kind arising from or connected with this inspection.

Robert Maslin  
Inspector's Signature

Commissions NC 978

Date 7-3, 2000

**FORM NIS-2 OWNER'S REPORT FOR REPAIRS OR REPLACEMENTS**

As Required By The Provisions Of The ASME Code Section XI

1. Owner DUKE POWER COMPANY

1a Date 05/30/00

Sheet 1 of 1

Address 526 S. CHURCH STREET. CHARLOTTE N.C. 28201-10062. Plant CATAWBA NUCLEAR STATION2a Unit ☒ 1 ☐ 2 ☐ 3 ☐ Shared (specify Units ☐ )Address 4800 CONCORD RD. YORK, S.C. 297453. Work Performed By Duke Power Company

3a Work Order # 98241300-08

Address 526 S. Church St. Charlotte, N.C. 28201-1006Type Code Symbol Stamp N/A Authorization No. N/A

3b NSM or MN # N/A

Expiration Date N/A

4 Identification of System WZ- Groundwater Drainage Sys.

Class C

5. (a) Applicable Construction Code III 1974 Edition, S'75 Addenda, NONE Code Cases

(b) Applicable Edition of Section XI Utilized for Repairs or Replacements 1989 Addenda NONE

6. Identification of Components Repaired or Replacement Components

	Column 1	Column 2	Column 3	Column 4	Column 5	Column 6	Column 7	Column 8
	Name of Component	Name of Manufacturer	Manufacturer Serial Number	N B Number	Other Identification (Size)	Year Built	Repaired. Replaced. or Replacement	ASME Code Stamped (yes or no)
A	Bolting				Studs-SA193, Nuts-SA194 for hanger 1-A-WZ-3031		REPLACEMENT	
B	Bolting				Studs- SA193, Nuts- SA194 for hanger 1-A-WZ-3032		REPLACEMENT	
C	Bolting				Studs- SA193, Nuts-SA194, Hex Bolt-SA325 for hanger 1-A-WZ-0004		REPLACEMENT	
D							REPAIRED	
E							REPAIRED	
F							REPAIRED	

NOTE: Supplemental sheets in form of lists, sketches, or drawings may be used, provided (1) size is 8 1/2 in. x 11 in. (2) information in items 1 through 6 on this reports included on each sheet, and (3) each sheet is numbered and the number of sheets is recorded at the top of this form.

7. Description of Work I/R Pump\_

8. Test Conducted: Hydrostatic ☐ Pneumatic ☐ Nominal Operating Pressure ☐ Other ☐ Exempt ☒  
Pressure psig Test Temp. deg.F.

9. Remarks \_\_\_\_\_

(Applicable Manufacturers Data Records to be attached)

#### CERTIFICATE OF COMPLIANCE

We certify that the statements made in the report are correct and this repair or replacement conforms to the rules of the rules of the ASME Code, Section XI.

Type Code Symbol Stamp N/A

Expiration Date N/A

Certificate of Authorization No. N/A

Signed Paul L. Smith TECH SPEC Date 5/30, 2000  
Owner or Owner's Designee, Title

#### CERTIFICATE OF INSERVICE INSPECTION

I, the undersigned, holding a valid commission issued by the National Board of Boiler and Pressure Vessel Inspectors and the

State or Province of NORTH CAROLINA and employed by HSB I AND I Company of Hartford Connecticut have inspected the components described in this Owners Report during the period 4.27.00 to 6.1.00 and state that to the best of my knowledge and belief, the Owner has performed examinations and taken corrective measures described in this Owner's Report in accordance with the requirements of the ASME Code, Section XI.

By signing this certificate neither the Inspector nor his employer makes any warranty, expressed or implied, concerning the examinations and corrective measure described in this Owners Report. Furthermore, neither the Inspector nor his employer shall be liable in any manner for any personal injury or property damage or a loss of any kind arising from or connected with this inspection.

Robert Merliu  
Inspector's Signature

Commissions NC 978

Date 6.1, 2000

**FORM NIS-2 OWNER'S REPORT FOR REPAIRS OR REPLACEMENTS**

As Required By The Provisions Of The ASME Code Section XI

1. Owner DUKE POWER COMPANY

1a Date 05/25/00

Sheet 1 of 1

Address 526 S. CHURCH STREET. CHARLOTTE N.C. 28201-10062. Plant CATAWBA NUCLEAR STATION2a Unit ☒ 1 ☐ 2 ☐ 3 ☐ Shared (specify Units ☐ )Address 4800 CONCORD RD. YORK, S.C. 297453. Work Performed By Duke Power Company

3a Work Order # 98252512-01

Address 526 S. Church St. Charlotte, N.C. 28201-1006Type Code Symbol Stamp N/A Authorization No. N/A

3b NSM or MN # N/A

Expiration Date N/A

4 Identification of System

Class B

NV CNEMICAL VOLUME CONTROL SYSTEM

5. (a) Applicable Construction Code III 1974 Edition, S'75 Addenda, NONE Code Cases

(b) Applicable Edition of Section XI Utilized for Repairs or Replacements 1989 Addenda NONE

6. Identification of Components Repaired or Replacement Components

	Column 1	Column 2	Column 3	Column 4	Column 5	Column 6	Column 7	Column 8
	Name of Component	Name of Manufacturer	Manufacturer Serial Number	N B Number	Other Identification (Size)	Year Built	Repaired. Replaced. or Replacement	ASME Code Stamped (yes or no)
A	Disc (2)	Anchor-Darling			For valve tag #1NV337		REPLACED	
B	Disc	Anchor-Darling			For valve tag #1NV337		REPLACED	
C							REPAIRED	
D							REPAIRED	
E							REPAIRED	
F							REPAIRED	

NOTE: Supplemental sheets in form of lists, sketches, or drawings may be used, provided (1) size is 8 1/2 in. x 11 in. (2) information in items 1 through 6 on this reports included on each sheet, and (3) each sheet is numbered and the number of sheets is recorded at the top of this form.

7. Description of Work I/R Valve INV337\_

8. Test Conducted: Hydrostatic ☐ Pressure psig Pneumatic ☐ Test Temp. deg.F. Nominal Operating Pressure ☐ Other ☐ Exempt ☒

9. Remarks \_\_\_\_\_

(Applicable Manufacturers Data Records to be attached)

#### CERTIFICATE OF COMPLIANCE

We certify that the statements made in the report are correct and this repair or replacement conforms to the rules of the rules of the ASME Code, Section XI.

Type Code Symbol Stamp N/A

Expiration Date N/A

Certificate of Authorization No. N/A

Signed Robert L Smith TECH SPEC Date 5/25, 2000  
Owner or Owner's Designee, Title

#### CERTIFICATE OF INSERVICE INSPECTION

I, the undersigned, holding a valid commission issued by the National Board of Boiler and Pressure Vessel Inspectors and the

State or Province of NORTH CAROLINA and employed by HSB I AND I Company of Hartford Connecticut have inspected the components described in this Owners Report during the period 4-17-00 to 5-25-00 and state that to the best of my knowledge and belief, the Owner has performed examinations and taken corrective measures described in this Owner's Report in accordance with the requirements of the ASME Code, Section XI.

By signing this certificate neither the Inspector nor his employer makes any warranty, expressed or implied, concerning the examinations and corrective measure described in this Owners Report. Furthermore, neither the Inspector nor his employer shall be liable in any manner for any personal injury or property damage or a loss of any kind arising from or connected with this inspection.

Robert M. Smith  
Inspector's Signature

Commissions NC 978

Date 5-25, 2000

**FORM NIS-2 OWNER'S REPORT FOR REPAIRS OR REPLACEMENTS**

As Required By The Provisions Of The ASME Code Section XI

1. Owner DUKE POWER COMPANY

1a Date 12/18/00

Sheet 1 of 1

Address 526 S. CHURCH STREET, CHARLOTTE N.C. 28201-10062. Plant CATAWBA NUCLEAR STATION2a Unit ☒ 1 ☐ 2 ☐ 3 ☐ Shared (specify Units ☐ )Address 4800 CONCORD RD. YORK, S.C. 297453. Work Performed By Duke Power Company

3a Work Order # 98254174-37/81

Address 526 S. Church St. Charlotte, N.C. 28201-1006Type Code Symbol Stamp N/A Authorization No. N/A

3b NSM or MN # NA

Expiration Date N/A

4 Identification of System

Class A

BB STEAM GERATOR BLOWDOWN SYSTEM

5. (a) Applicable Construction Code III 1974 Edition, S'75 Addenda, N-416-1 Code Cases

(b) Applicable Edition of Section XI Utilized for Repairs or Replacements 1989 Addenda NONE

6. Identification of Components Repaired or Replacement Components

	Column 1	Column 2	Column 3	Column 4	Column 5	Column 6	Column 7	Column 8
	Name of Component	Name of Manufacturer	Manufacturer Serial Number	N B Number	Other Identification (Size)	Year Built	Repaired. Replaced. or Replacement	ASME Code Stamped (yes or no)
A	Pipe Cap	Duke Power Co.	C-1RN	117	4" Pipe Cap-SA403		REPLACED	
B	Weld	Duke Power Co.	C-1RN	117	1RN141-10		REPLACED	
C							REPAIRED	
D							REPAIRED	
E							REPAIRED	
F							REPAIRED	

NOTE: Supplemental sheets in form of lists, sketches, or drawings may be used, provided (1) size is 8 1/2 in. x 11 in. (2) information in items 1 through 6 on this reports included on each sheet, and (3) each sheet is numbered and the number of sheets is recorded at the top of this form.

7. Description of Work Install 4" Pipe Cap\_

8. Test Conducted: Hydrostatic ☐ Pneumatic ☐ Nominal Operating Pressure ☒ Other ☐ Exempt ☐  
Pressure 68 psig Test Temp. 64 deg.F.

9. Remarks \_\_\_\_\_  
\_\_\_\_\_  
\_\_\_\_\_

(Applicable Manufacturers Data Records to be attached)

#### CERTIFICATE OF COMPLIANCE

We certify that the statements made in the report are correct and this repair or replacement conforms to the rules of the rules of the ASME Code, Section XI.

Type Code Symbol Stamp N/A

Expiration Date N/A

Certificate of Authorization No. N/A

Signed Paul L. Sta TECH SPEC Date 12/18, 2000  
Owner or Owner's Designee, Title

#### CERTIFICATE OF INSERVICE INSPECTION

I, the undersigned, holding a valid commission issued by the National Board of Boiler and Pressure Vessel Inspectors and the

State or Province of NORTH CAROLINA and employed by HSB I AND I Company of Hartford Connecticut have inspected the components described in this Owners Report during the period 10-4-00 to 1-3-01 and state that to the best of my knowledge and belief, the Owner has performed examinations and taken corrective measures described in this Owner's Report in accordance with the requirements of the ASME Code, Section XI.

By signing this certificate neither the Inspector nor his employer makes any warranty, expressed or implied, concerning the examinations and corrective measure described in this Owners Report. Furthermore, neither the Inspector nor his employer shall be liable in any manner for any personal injury or property damage or a loss of any kind arising from or connected with this inspection.

Robert McMill  
Inspector's Signature

Commissions NC 978

Date 1-3-01, 2001

**FORM NIS-2 OWNER'S REPORT FOR REPAIRS OR REPLACEMENTS**

As Required By The Provisions Of The ASME Code Section XI

1. Owner DUKE POWER COMPANY

1a Date 12/18/00

Sheet 1 of 1

Address 526 S. CHURCH STREET. CHARLOTTE N.C. 28201-10062. Plant CATAWBA NUCLEAR STATION2a Unit ☒ 1 ☐ 2 ☐ 3 ☐ Shared (specify Units ☐ )Address 4800 CONCORD RD. YORK, S.C. 297453. Work Performed By Duke Power Company

3a Work Order # 98254174-38

Address 526 S. Church St. Charlotte, N.C. 28201-1006Type Code Symbol Stamp N/A Authorization No. N/A

3b NSM or MN # NA

Expiration Date N/A

4 Identification of System

Class C

RN NUCLEAR SERVICE WATER SYSTEM

5. (a) Applicable Construction Code III 1974 Edition, S'75 Addenda, NONE Code Cases

(b) Applicable Edition of Section XI Utilized for Repairs or Replacements 1989 Addenda NONE

6. Identification of Components Repaired or Replacement Components

	Column 1	Column 2	Column 3	Column 4	Column 5	Column 6	Column 7	Column 8
	Name of Component	Name of Manufacturer	Manufacturer Serial Number	N B Number	Other Identification (Size)	Year Built	Repaired. Replaced. or Replacement	ASME Code Stamped (yes or no)
A	Bolting				Rod-SA193 Hex Nuts-SA194 for valve 1RNE51		REPLACED	
B							REPAIRED	
C							REPAIRED	
D							REPAIRED	
E							REPAIRED	
F							REPAIRED	

NOTE: Supplemental sheets in form of lists, sketches, or drawings may be used, provided (1) size is 8 1/2 in. x 11 in. (2) information in items 1 through 6 on this reports included on each sheet, and (3) each sheet is numbered and the number of sheets is recorded at the top of this form.

7. Description of Work Re-install Valve 1RNE51\_

8. Test Conducted: Hydrostatic ☐ Pneumatic ☐ Nominal Operating Pressure ☐ Other ☐ Exempt ☒  
Pressure psig Test Temp. deg.F.

9. Remarks \_\_\_\_\_  
\_\_\_\_\_  
\_\_\_\_\_

(Applicable Manufacturers Data Records to be attached)

#### CERTIFICATE OF COMPLIANCE

We certify that the statements made in the report are correct and this repair or replacement conforms to the rules of the rules of the ASME Code, Section XI.

Type Code Symbol Stamp N/A

Expiration Date N/A

Certificate of Authorization No. N/A

Signed Paul L. Smith TECH SPEC Date 12/18, 2000  
Owner or Owner's Designee, Title

#### CERTIFICATE OF INSERVICE INSPECTION

I, the undersigned, holding a valid commission issued by the National Board of Boiler and Pressure Vessel Inspectors and the

State or Province of NORTH CAROLINA and employed by HSB I AND I Company of Hartford Connecticut have inspected the components described in this Owners Report during the period 10-27-00 to 1-4-01 and state that to the best of my knowledge and belief, the Owner has performed examinations and taken corrective measures described in this Owner's Report in accordance with the requirements of the ASME Code, Section XI.

By signing this certificate neither the Inspector nor his employer makes any warranty, expressed or implied, concerning the examinations and corrective measure described in this Owners Report. Furthermore, neither the Inspector nor his employer shall be liable in any manner for any personal injury or property damage or a loss of any kind arising from or connected with this inspection.

Robert McGill  
Inspector's Signature

Commissions NC 978

Date 1-4, 2001

**FORM NIS-2 OWNER'S REPORT FOR REPAIRS OR REPLACEMENTS**

As Required By The Provisions Of The ASME Code Section XI

1. Owner DUKE POWER COMPANYAddress 526 S. CHURCH STREET. CHARLOTTE N.C. 28201-10062. Plant CATAWBA NUCLEAR STATIONAddress 4800 CONCORD RD. YORK, S.C. 297453. Work Performed By Duke Power CompanyAddress 526 S. Church St. Charlotte, N.C. 28201-1006Type Code Symbol Stamp N/A Authorization No. N/AExpiration Date N/A

4 Identification of System

RN NUCLEAR SERVICE WATER SYSTEM

5. (a) Applicable Construction Code III 1974 Edition, S'75 Addenda, NONE Code Cases

(b) Applicable Edition of Section XI Utilized for Repairs or Replacements 1989 Addenda NONE

6. Identification of Components Repaired or Replacement Components

1a Date 12/12/00

Sheet 1 of 1

2a Unit ☒ 1 ☐ 2 ☐ 3 ☐ Shared (specify Units ☐ )

3a Work Order # 98254174-46

3b NSM or MN # NA

Class C

	Column 1	Column 2	Column 3	Column 4	Column 5	Column 6	Column 7	Column 8
	Name of Component	Name of Manufacturer	Manufacturer Serial Number	N B Number	Other Identification (Size)	Year Built	Repaired. Replaced. or Replacement	ASME Code Stamped (yes or no)
A	Bolting				Treaded Rod-SA193 Hex Nuts-SA194 for valve 1RN347B		REPLACED	
B							REPAIRED	
C							REPAIRED	
D							REPAIRED	
E							REPAIRED	
F							REPAIRED	

NOTE: Supplemental sheets in form of lists, sketches, or drawings may be used, provided (1) size is 8 1/2 in. x 11 in. (2) information in items 1 through 6 on this reports included on each sheet, and (3) each sheet is numbered and the number of sheets is recorded at the top of this form.

7. Description of Work Install Refurbished Valve 1RN347B\_

8. Test Conducted: Hydrostatic ☐ Pressure      Pneumatic ☐ psig      Nominal Operating Pressure ☐ Test Temp.      deg.F.      Other ☐ Exempt ☒

9. Remarks \_\_\_\_\_

(Applicable Manufacturers Data Records to be attached)

#### CERTIFICATE OF COMPLIANCE

We certify that the statements made in the report are correct and this repair or replacement conforms to the rules of the rules of the ASME Code, Section XI.

Type Code Symbol Stamp N/A

Expiration Date N/A

Certificate of Authorization No. N/A

Signed Paul L. Smith TECH SPEC Date 12/12, 2000  
Owner or Owner's Designee, Title

#### CERTIFICATE OF INSERVICE INSPECTION

I, the undersigned, holding a valid commission issued by the National Board of Boiler and Pressure Vessel Inspectors and the

State or Province of NORTH CAROLINA and employed by HSB I AND I Company of Hartford Connecticut have inspected the components described in this Owners Report during the period 10-27-00 to 1-11-01 and state that to the best of my knowledge and belief, the Owner has performed examinations and taken corrective measures described in this Owner's Report in accordance with the requirements of the ASME Code, Section XI.

By signing this certificate neither the Inspector nor his employer makes any warranty, expressed or implied, concerning the examinations and corrective measure described in this Owners Report. Furthermore, neither the Inspector nor his employer shall be liable in any manner for any personal injury or property damage or a loss of any kind arising from or connected with this inspection.

Robert M. Smith

Inspector's Signature

Commissions NC 978

Date 1-11, 2001

**FORM NIS-2 OWNER'S REPORT FOR REPAIRS OR REPLACEMENTS**

As Required By The Provisions Of The ASME Code Section XI

1. Owner DUKE POWER COMPANY

1a Date 11/16/00

Sheet 1 of 1

Address 526 S. CHURCH STREET. CHARLOTTE N.C. 28201-10062. Plant CATAWBA NUCLEAR STATION2a Unit ☒ 1 ☐ 2 ☐ 3 ☐ Shared (specify Units ☐ )Address 4800 CONCORD RD. YORK, S.C. 297453. Work Performed By Duke Power Company

3a Work Order # 98254174-56

Address 526 S. Church St. Charlotte, N.C. 28201-1006Type Code Symbol Stamp N/A Authorization No. N/A

3b NSM or MN # NA

Expiration Date N/A

4 Identification of System

Class C

RN NUCLEAR SERVICE WATER SYSTEM

5. (a) Applicable Construction Code III 1974 Edition, S'75 Addenda, NONE Code Cases

(b) Applicable Edition of Section XI Utilized for Repairs or Replacements 1989 Addenda NONE

6. Identification of Components Repaired or Replacement Components

	Column 1	Column 2	Column 3	Column 4	Column 5	Column 6	Column 7	Column 8
	Name of Component	Name of Manufacturer	Manufacturer Serial Number	N B Number	Other Identification (Size)	Year Built	Repaired. Replaced. or Replacement	ASME Code Stamped (yes or no)
A	Bolting				Rod- SA193, Hex Nuts- SA194 for valve 1RN225B		REPLACED	
B							REPAIRED	
C							REPAIRED	
D							REPAIRED	
E							REPAIRED	
F							REPAIRED	

NOTE: Supplemental sheets in form of lists, sketches, or drawings may be used, provided (1) size is 8 1/2 in. x 11 in. (2) information in items 1 through 6 on this reports included on each sheet, and (3) each sheet is numbered and the number of sheets is recorded at the top of this form.

7. Description of Work Refurbished Valve 1RN-225B\_\_

8. Test Conducted: Hydrostatic ☐ Pneumatic ☐ Nominal Operating Pressure ☐ Other ☐ Exempt ☒  
 Pressure psig Test Temp. deg.F.

9. Remarks \_\_\_\_\_

(Applicable Manufacturers Data Records to be attached)

### CERTIFICATE OF COMPLIANCE

We certify that the statements made in the report are correct and this repair or replacement conforms to the rules of the rules of the ASME Code, Section XI.

Type Code Symbol Stamp N/A

Expiration Date N/A

Certificate of Authorization No. N/A

Signed

Robert L. Smith  
 Owner or Owner's Designee, Title

TECH SPEC

Date

11/16

,2000

### CERTIFICATE OF INSERVICE INSPECTION

I, the undersigned, holding a valid commission issued by the National Board of Boiler and Pressure Vessel Inspectors and the

State or Province of NORTH CAROLINA and employed by HSB I AND I Company of Hartford Connecticut have inspected the components described in this Owners Report during the period 11-6-00 to 11-16-00 and state that to the best of my knowledge and belief, the Owner has performed examinations and taken corrective measures described in this Owner's Report in accordance with the requirements of the ASME Code, Section XI.

By signing this certificate neither the Inspector nor his employer makes any warranty, expressed or implied, concerning the examinations and corrective measure described in this Owners Report. Furthermore, neither the Inspector nor his employer shall be liable in any manner for any personal injury or property damage or a loss of any kind arising from or connected with this inspection.

Robert McGill  
 Inspector's Signature

Commissions NC 978

Date 11-16, 2000

**FORM NIS-2 OWNER'S REPORT FOR REPAIRS OR REPLACEMENTS**

As Required By The Provisions Of The ASME Code Section XI

1. Owner DUKE POWER COMPANY

1a Date 11/16/00

Sheet 1 of 1

Address 526 S. CHURCH STREET. CHARLOTTE N.C. 28201-10062. Plant CATAWBA NUCLEAR STATION2a Unit ☒ 1 ☐ 2 ☐ 3 ☐ Shared (specify Units ☐ )Address 4800 CONCORD RD. YORK, S.C. 297453. Work Performed By Duke Power Company

3a Work Order # 98254174-71

Address 526 S. Church St. Charlotte, N.C. 28201-1006Type Code Symbol Stamp N/A Authorization No. N/A

3b NSM or MN # NA

Expiration Date N/A

4 Identification of System

Class C

RN NUCLEAR SERVICE WATER SYSTEM

5. (a) Applicable Construction Code III 1974 Edition, S'75 Addenda, NONE Code Cases

(b) Applicable Edition of Section XI Utilized for Repairs or Replacements 1989 Addenda NONE

6. Identification of Components Repaired or Replacement Components

	Column 1	Column 2	Column 3	Column 4	Column 5	Column 6	Column 7	Column 8
	Name of Component	Name of Manufacturer	Manufacturer Serial Number	N B Number	Other Identification (Size)	Year Built	Repaired. Replaced. or Replacement	ASME Code Stamped (yes or no)
A	Bolting				Rod- SA193, Hex Nuts- SA194 for valve 1RN047A		REPLACED	
B							REPAIRED	
C							REPAIRED	
D							REPAIRED	
E							REPAIRED	
F							REPAIRED	

NOTE: Supplemental sheets in form of lists, sketches, or drawings may be used, provided (1) size is 8 1/2 in. x 11 in. (2) information in items 1 through 6 on this reports included on each sheet, and (3) each sheet is numbered and the number of sheets is recorded at the top of this form.

7. Description of Work Refurbished Valve 1RN-047A\_

8. Test Conducted: Hydrostatic ☐ Pneumatic ☐ Nominal Operating Pressure ☐ Other ☐ Exempt ☒  
 Pressure                      psig                      Test Temp.                      deg.F.

9. Remarks \_\_\_\_\_  
 \_\_\_\_\_  
 \_\_\_\_\_

(Applicable Manufacturers Data Records to be attached)

### CERTIFICATE OF COMPLIANCE

We certify that the statements made in the report are correct and this repair or replacement conforms to the rules of the ASME Code, Section XI.

Type Code Symbol Stamp N/A

Expiration Date N/A

Certificate of Authorization No. N/A

Signed [Signature] TECH SPEC Date 11/16, 2000  
 Owner or Owner's Designee, Title

### CERTIFICATE OF INSERVICE INSPECTION

I, the undersigned, holding a valid commission issued by the National Board of Boiler and Pressure Vessel Inspectors and the

State or Province of NORTH CAROLINA and employed by HSB I AND I Company of Hartford Connecticut have inspected the components described in this Owners Report during the period 11-6-00 to 11-16-00 and state that to the best of my knowledge and belief, the Owner has performed examinations and taken corrective measures described in this Owner's Report in accordance with the requirements of the ASME Code, Section XI.

By signing this certificate neither the Inspector nor his employer makes any warranty, expressed or implied, concerning the examinations and corrective measure described in this Owners Report. Furthermore, neither the Inspector nor his employer shall be liable in any manner for any personal injury or property damage or a loss of any kind arising from or connected with this inspection.

[Signature]  
 Inspector's Signature

Commissions NC 978

Date 11-16, 2000

**FORM NIS-2 OWNER'S REPORT FOR REPAIRS OR REPLACEMENTS**

As Required By The Provisions Of The ASME Code Section XI

1. Owner DUKE POWER COMPANYAddress 526 S. CHURCH STREET, CHARLOTTE N.C. 28201-10062. Plant CATAWBA NUCLEAR STATIONAddress 4800 CONCORD RD. YORK, S.C. 297453. Work Performed By Duke Power CompanyAddress 526 S. Church St. Charlotte, N.C. 28201-1006Type Code Symbol Stamp N/A Authorization No. N/AExpiration Date N/A

4 Identification of System

RN NUCLEAR SERVICE WATER SYSTEM

5. (a) Applicable Construction Code III 1974 Edition, S'75 Addenda, NONE Code Cases

(b) Applicable Edition of Section XI Utilized for Repairs or Replacements 1989 Addenda NONE

6. Identification of Components Repaired or Replacement Components

1a Date 11/16/00

Sheet 1 of 1

2a Unit ☒ 1 ☐ 2 ☐ 3 ☐ Shared (specify Units ☐ )

3a Work Order # 98254176-32

3b NSM or MN # NA

Class C

	Column 1	Column 2	Column 3	Column 4	Column 5	Column 6	Column 7	Column 8
	Name of Component	Name of Manufacturer	Manufacturer Serial Number	N B Number	Other Identification (Size)	Year Built	Repaired, Replaced, or Replacement	ASME Code Stamped (yes or no)
A	Bolting				Rod- SA193, Hex Nuts- SA194 for valve 1RN287A		REPLACEMENT	
B							REPAIRED	
C							REPAIRED	
D							REPAIRED	
E							REPAIRED	
F							REPAIRED	

NOTE: Supplemental sheets in form of lists, sketches, or drawings may be used, provided (1) size is 8 1/2 in. x 11 in. (2) information in items 1 through 6 on this reports included on each sheet, and (3) each sheet is numbered and the number of sheets is recorded at the top of this form.

7. Description of Work Refurbished Valve 1RN287A\_

8. Test Conducted: Hydrostatic ☐ Pneumatic ☐ Nominal Operating Pressure ☐ Other ☐ Exempt ☒  
Pressure                      psig                      Test Temp.                      deg.F.

9. Remarks \_\_\_\_\_

(Applicable Manufacturers Data Records to be attached)

#### CERTIFICATE OF COMPLIANCE

We certify that the statements made in the report are correct and this repair or replacement conforms to the rules of the ASME Code, Section XI.

Type Code Symbol Stamp N/A

Expiration Date N/A

Certificate of Authorization No. N/A

Signed

Paul L. Smith  
Owner or Owner's Designee, Title

TECH SPEC

Date

11/16, 20 00

#### CERTIFICATE OF INSERVICE INSPECTION

I, the undersigned, holding a valid commission issued by the National Board of Boiler and Pressure Vessel Inspectors and the

State or Province of NORTH CAROLINA and employed by HSB I AND I Company of Hartford Connecticut have inspected the components described in this Owners Report during the period 10-29-00 to 11-16-00 and state that to the best of my knowledge and belief, the Owner has performed examinations and taken corrective measures described in this Owner's Report in accordance with the requirements of the ASME Code, Section XI.

By signing this certificate neither the Inspector nor his employer makes any warranty, expressed or implied, concerning the examinations and corrective measure described in this Owners Report. Furthermore, neither the Inspector nor his employer shall be liable in any manner for any personal injury or property damage or a loss of any kind arising from or connected with this inspection.

Robert McNeil  
Inspector's Signature

Commissions NC 978

Date 11-16, 20 00

**FORM NIS-2 OWNER'S REPORT FOR REPAIRS OR REPLACEMENTS**

As Required By The Provisions Of The ASME Code Section XI

1. Owner DUKE POWER COMPANY

1a Date 01/15/01

Sheet 1 of 1

Address 526 S. CHURCH STREET. CHARLOTTE N.C. 28201-10062. Plant CATAWBA NUCLEAR STATION2a Unit ☒ 1 ☐ 2 ☐ 3 ☐ Shared (specify Units ☐ )Address 4800 CONCORD RD. YORK, S.C. 297453. Work Performed By Duke Power Company

3a Work Order # 98254176-38

Address 526 S. Church St. Charlotte, N.C. 28201-1006Type Code Symbol Stamp N/A Authorization No. N/A

3b NSM or MN # NA

Expiration Date N/A

4 Identification of System

Class C

RN NUCLEAR SERVICE WATER SYSTEM

5. (a) Applicable Construction Code III 1974 Edition, S'75 Addenda, NONE Code Cases

(b) Applicable Edition of Section XI Utilized for Repairs or Replacements 1989 Addenda NONE

6. Identification of Components Repaired or Replacement Components

	Column 1	Column 2	Column 3	Column 4	Column 5	Column 6	Column 7	Column 8
	Name of Component	Name of Manufacturer	Manufacturer Serial Number	N B Number	Other Identification (Size)	Year Built	Repaired. Replaced. or Replacement	ASME Code Stamped (yes or no)
A	Bolting				Threaded Rod-SA193, Hex Nut-SA194 for valve 1RN-067A		REPLACEMENT	
B							REPAIRED	
C							REPAIRED	
D							REPAIRED	
E							REPAIRED	
F							REPAIRED	

NOTE: Supplemental sheets in form of lists, sketches, or drawings may be used, provided (1) size is 8 1/2 in. x 11 in. (2) information in items 1 through 6 on this reports included on each sheet, and (3) each sheet is numbered and the number of sheets is recorded at the top of this form.

7. Description of Work Reinstall valve 1RN-067A\_

8. Test Conducted: Hydrostatic ☐ Pneumatic ☐ Nominal Operating Pressure ☐ Other ☐ Exempt ☒  
Pressure                      psig                      Test Temp.                      deg.F.

9. Remarks \_\_\_\_\_

(Applicable Manufacturers Data Records to be attached)

#### CERTIFICATE OF COMPLIANCE

We certify that the statements made in the report are correct and this repair or replacement conforms to the rules of the ASME Code, Section XI.

Type Code Symbol Stamp N/A

Expiration Date N/A

Certificate of Authorization No. N/A

Signed

Paul L. Smith  
Owner or Owner's Designee, Title

TECH SPEC

Date

1/15, 2001

#### CERTIFICATE OF INSERVICE INSPECTION

I, the undersigned, holding a valid commission issued by the National Board of Boiler and Pressure Vessel Inspectors and the

State or Province of NORTH CAROLINA and employed by HSB I AND I Company of Hartford Connecticut have inspected the components described in this Owners Report during the period 10-25-00 to 1-15-01 and state that to the best of my knowledge and belief, the Owner has performed examinations and taken corrective measures described in this Owner's Report in accordance with the requirements of the ASME Code, Section XI.

By signing this certificate neither the Inspector nor his employer makes any warranty, expressed or implied, concerning the examinations and corrective measure described in this Owners Report. Furthermore, neither the Inspector nor his employer shall be liable in any manner for any personal injury or property damage or a loss of any kind arising from or connected with this inspection.

Robert M. Hill  
Inspector's Signature

Commissions NC 978

Date 1-15, 2001

**FORM NIS-2 OWNER'S REPORT FOR REPAIRS OR REPLACEMENTS**

As Required By The Provisions Of The ASME Code Section XI

1. Owner DUKE POWER COMPANY

1a Date 12/11/00

Sheet 1 of 1

Address 526 S. CHURCH STREET. CHARLOTTE N.C. 28201-10062. Plant CATAWBA NUCLEAR STATION2a Unit ☒ 1 ☐ 2 ☐ 3 ☐ Shared (specify Units ☐ )Address 4800 CONCORD RD. YORK, S.C. 297453. Work Performed By Duke Power Company

3a Work Order # 98254176-49/85/42

Address 526 S. Church St. Charlotte, N.C. 28201-1006Type Code Symbol Stamp N/A Authorization No. N/A

3b NSM or MN # NA

Expiration Date N/A

4 Identification of System

Class C

RN NUCLEAR SERVICE WATER SYSTEM

5. (a) Applicable Construction Code III 1974 Edition, S'75 Addenda, N-416-1 Code Cases

(b) Applicable Edition of Section XI Utilized for Repairs or Replacements 1989 Addenda NONE

6. Identification of Components Repaired or Replacement Components

	Column 1	Column 2	Column 3	Column 4	Column 5	Column 6	Column 7	Column 8
	Name of Component	Name of Manufacturer	Manufacturer Serial Number	N B Number	Other Identification (Size)	Year Built	Repaired. Replaced. or Replacement	ASME Code Stamped (yes or no)
A	Pipe	Duke Power Co.	C-1RN	117	2" Pipe- SA312		REPLACED	
B	Pipe Welds	Duke Power Co.	C-1RN	117	1RN144-50,51,53,54 1RN180-31		REPLACED	
C							REPAIRED	
D							REPAIRED	
E							REPAIRED	
F							REPAIRED	

NOTE: Supplemental sheets in form of lists, sketches, or drawings may be used, provided (1) size is 8 1/2 in. x 11 in. (2) information in items 1 through 6 on this reports included on each sheet, and (3) each sheet is numbered and the number of sheets is recorded at the top of this form.

7. Description of Work Clean RN Piping\_

8. Test Conducted: Hydrostatic ☐ Pneumatic ☐ Nominal Operating Pressure ☒ Other ☐ Exempt ☐  
Pressure 72 psig Test Temp. 68 deg.F.

9. Remarks \_\_\_\_\_

(Applicable Manufacturers Data Records to be attached)

#### CERTIFICATE OF COMPLIANCE

We certify that the statements made in the report are correct and this repair or replacement conforms to the rules of the rules of the ASME Code, Section XI.

Type Code Symbol Stamp N/A

Expiration Date N/A

Certificate of Authorization No. N/A

Signed

Paul L. Smith  
Owner or Owner's Designee, Title

TECH SPEC

Date

12/11, 20 00

#### CERTIFICATE OF INSERVICE INSPECTION

I, the undersigned, holding a valid commission issued by the National Board of Boiler and Pressure Vessel Inspectors and the

State or Province of NORTH CAROLINA and employed by HSB I AND I Company of Hartford Connecticut have inspected the components described in this Owners Report during the period 10-9-00 to 1-8-01 and state that to the best of my knowledge and belief, the Owner has performed examinations and taken corrective measures described in this Owner's Report in accordance with the requirements of the ASME Code, Section XI.

By signing this certificate neither the Inspector nor his employer makes any warranty, expressed or implied, concerning the examinations and corrective measure described in this Owners Report. Furthermore, neither the Inspector nor his employer shall be liable in any manner for any personal injury or property damage or a loss of any kind arising from or connected with this inspection.

Robert M. Smith  
Inspector's Signature

Commissions NC 978

Date 1-8, 20 01

**FORM NIS-2 OWNER'S REPORT FOR REPAIRS OR REPLACEMENTS**

As Required By The Provisions Of The ASME Code Section XI

1. Owner DUKE POWER COMPANYAddress 526 S. CHURCH STREET. CHARLOTTE N.C. 28201-10062. Plant CATAWBA NUCLEAR STATIONAddress 4800 CONCORD RD. YORK, S.C. 297453. Work Performed By Duke Power CompanyAddress 526 S. Church St. Charlotte, N.C. 28201-1006Type Code Symbol Stamp N/A Authorization No. N/AExpiration Date N/A

4 Identification of System

RN NUCLEAR SERVICE WATER SYSTEM

5. (a) Applicable Construction Code III 1974 Edition, S'75 Addenda, NONE Code Cases

(b) Applicable Edition of Section XI Utilized for Repairs or Replacements 1989 Addenda NONE

6. Identification of Components Repaired or Replacement Components

1a Date 11/16/00

Sheet 1 of 1

2a Unit ☒ 1 ☐ 2 ☐ 3 ☐ Shared (specify Units ☐ )

3a Work Order # 98254176-52

3b NSM or MN # NA

Class C

	Column 1	Column 2	Column 3	Column 4	Column 5	Column 6	Column 7	Column 8
	Name of Component	Name of Manufacturer	Manufacturer Serial Number	N B Number	Other Identification (Size)	Year Built	Repaired. Replaced. or Replacement	ASME Code Stamped (yes or no)
A	Bolting				Rod- SA193, Hex Nuts- SA194 for valve 1RN048B		REPLACED	
B							REPAIRED	
C							REPAIRED	
D							REPAIRED	
E							REPAIRED	
F							REPAIRED	

NOTE: Supplemental sheets in form of lists, sketches, or drawings may be used, provided (1) size is 8 1/2 in. x 11 in. (2) information in items 1 through 6 on this reports included on each sheet, and (3) each sheet is numbered and the number of sheets is recorded at the top of this form.

7. Description of Work Refurbished Valve 1RN048B\_

8. Test Conducted: Hydrostatic ☐ Pneumatic ☐ Nominal Operating Pressure ☐ Other ☐ Exempt ☒  
Pressure                      psig                      Test Temp.                      deg.F.

9. Remarks \_\_\_\_\_  
\_\_\_\_\_  
\_\_\_\_\_  
(Applicable Manufacturers Data Records to be attached)

### CERTIFICATE OF COMPLIANCE

We certify that the statements made in the report are correct and this repair or replacement conforms to the rules of the rules of the ASME Code, Section XI.

Type Code Symbol Stamp N/A

Expiration Date N/A

Certificate of Authorization No. N/A

Signed Paul L. Smith TECH SPEC Date 11/16, 2000  
Owner or Owner's Designee, Title

### CERTIFICATE OF INSERVICE INSPECTION

I, the undersigned, holding a valid commission issued by the National Board of Boiler and Pressure Vessel Inspectors and the

State or Province of NORTH CAROLINA and employed by HSB I AND I Company of Hartford Connecticut have inspected the components described in this Owners Report during the period 10-24-00 to 11-16-00 and state that to the best of my knowledge and belief, the Owner has performed examinations and taken corrective measures described in this Owner's Report in accordance with the requirements of the ASME Code, Section XI.

By signing this certificate neither the Inspector nor his employer makes any warranty, expressed or implied, concerning the examinations and corrective measure described in this Owners Report. Furthermore, neither the Inspector nor his employer shall be liable in any manner for any personal injury or property damage or a loss of any kind arising from or connected with this inspection.

Robert McNeil  
Inspector's Signature

Commissions NC 978

Date 11-16, 2000

**FORM NIS-2 OWNER'S REPORT FOR REPAIRS OR REPLACEMENTS**

As Required By The Provisions Of The ASME Code Section XI

1. Owner DUKE POWER COMPANY

1a Date 11/16/00

Sheet 1 of 1

Address 526 S. CHURCH STREET. CHARLOTTE N.C. 28201-10062. Plant CATAWBA NUCLEAR STATION2a Unit ☒ 1 ☐ 2 ☐ 3 ☐ Shared (specify Units ☐ )Address 4800 CONCORD RD. YORK, S.C. 297453. Work Performed By Duke Power Company

3a Work Order # 98254176-71

Address 526 S. Church St. Charlotte, N.C. 28201-1006Type Code Symbol Stamp N/A Authorization No. N/A

3b NSM or MN # NA

Expiration Date N/A

4 Identification of System

Class C

RN NUCLEAR SERVICE WATER SYSTEM

5. (a) Applicable Construction Code III 1974 Edition, S'75 Addenda, NONE Code Cases

(b) Applicable Edition of Section XI Utilized for Repairs or Replacements 1989 Addenda NONE

6. Identification of Components Repaired or Replacement Components

	Column 1	Column 2	Column 3	Column 4	Column 5	Column 6	Column 7	Column 8
	Name of Component	Name of Manufacturer	Manufacturer Serial Number	N B Number	Other Identification (Size)	Year Built	Repaired. Replaced. or Replacement	ASME Code Stamped (yes or no)
A	Bolting				Rod- SA193, Hex Nuts- SA194 for valve 1RN144A		REPLACED	
B							REPAIRED	
C							REPAIRED	
D							REPAIRED	
E							REPAIRED	
F							REPAIRED	

NOTE: Supplemental sheets in form of lists, sketches, or drawings may be used, provided (1) size is 8 1/2 in. x 11 in. (2) information in items 1 through 6 on this reports included on each sheet, and (3) each sheet is numbered and the number of sheets is recorded at the top of this form.

7. Description of Work Refurbished Valve 1RN144A\_

8. Test Conducted: Hydrostatic ☐ Pneumatic ☐ Nominal Operating Pressure ☐ Other ☐ Exempt ☒  
Pressure                      psig                      Test Temp.                      deg.F.

9. Remarks \_\_\_\_\_

(Applicable Manufacturers Data Records to be attached)

#### CERTIFICATE OF COMPLIANCE

We certify that the statements made in the report are correct and this repair or replacement conforms to the rules of the rules of the ASME Code, Section XI.

Type Code Symbol Stamp N/A

Expiration Date N/A

Certificate of Authorization No. N/A

Signed Paul L. STA TECH SPEC Date 11/16, 2000  
Owner or Owner's Designee, Title

#### CERTIFICATE OF INSERVICE INSPECTION

I, the undersigned, holding a valid commission issued by the National Board of Boiler and Pressure Vessel Inspectors and the

State or Province of NORTH CAROLINA and employed by HSB I AND I Company of Hartford Connecticut have inspected the components described in this Owners Report during the period 10-25-00 to 11-16-00 and state that to the best of my knowledge and belief, the Owner has performed examinations and taken corrective measures described in this Owner's Report in accordance with the requirements of the ASME Code, Section XI.

By signing this certificate neither the Inspector nor his employer makes any warranty, expressed or implied, concerning the examinations and corrective measure described in this Owners Report. Furthermore, neither the Inspector nor his employer shall be liable in any manner for any personal injury or property damage or a loss of any kind arising from or connected with this inspection.

Robert McMill  
Inspector's Signature

Commissions NC 978

Date 11-16, 2000

**FORM NIS-2 OWNER'S REPORT FOR REPAIRS OR REPLACEMENTS**

As Required By The Provisions Of The ASME Code Section XI

1. Owner DUKE POWER COMPANYAddress 526 S. CHURCH STREET, CHARLOTTE N.C. 28201-10062. Plant CATAWBA NUCLEAR STATIONAddress 4800 CONCORD RD. YORK, S.C. 297453. Work Performed By Duke Power CompanyAddress 526 S. Church St. Charlotte, N.C. 28201-1006Type Code Symbol Stamp N/A Authorization No. N/AExpiration Date N/A

4 Identification of System

RN NUCLEAR SERVICE WATER SYSTEM

5. (a) Applicable Construction Code III 1974 Edition, S'75 Addenda, NONE Code Cases

(b) Applicable Edition of Section XI Utilized for Repairs or Replacements 1989 Addenda NONE

6. Identification of Components Repaired or Replacement Components

1a Date 12/07/00

Sheet 1 of 1

2a Unit ☒ 1 ☐ 2 ☐ 3 ☐ Shared (specify Units ☐ )3a Work Order # 98254176-723b NSM or MN # NAClass C

	Column 1	Column 2	Column 3	Column 4	Column 5	Column 6	Column 7	Column 8
	Name of Component	Name of Manufacturer	Manufacturer Serial Number	N B Number	Other Identification (Size)	Year Built	Repaired. Replaced. or Replacement	ASME Code Stamped (yes or no)
A	Bolting				Rod-SA193, Hex Nuts-SA194 for valve 1RNE49		REPLACED	
B							REPAIRED	
C							REPAIRED	
D							REPAIRED	
E							REPAIRED	
F							REPAIRED	

NOTE: Supplemental sheets in form of lists, sketches, or drawings may be used, provided (1) size is 8 1/2 in. x 11 in. (2) information in items 1 through 6 on this reports included on each sheet, and (3) each sheet is numbered and the number of sheets is recorded at the top of this form.

7. Description of Work Reinstall Valve 1RNE49\_

8. Test Conducted: Hydrostatic ☐ Pneumatic ☐ Nominal Operating Pressure ☐ Other ☐ Exempt ☒  
Pressure psig Test Temp. deg.F.

9. Remarks \_\_\_\_\_

(Applicable Manufacturers Data Records to be attached)

#### CERTIFICATE OF COMPLIANCE

We certify that the statements made in the report are correct and this repair or replacement conforms to the rules of the rules of the ASME Code, Section XI.

Type Code Symbol Stamp N/A

Expiration Date N/A

Certificate of Authorization No. N/A

Signed Paul L. Smith TECH SPEC Date 12/7, 20 00  
Owner or Owner's Designee, Title

#### CERTIFICATE OF INSERVICE INSPECTION

I, the undersigned, holding a valid commission issued by the National Board of Boiler and Pressure Vessel Inspectors and the

State or Province of NORTH CAROLINA and employed by HSB I AND I Company of Hartford Connecticut have inspected the components described in this Owners Report during the period 10-26-00 to 1-8-01 and state that to the best of my knowledge and belief, the Owner has performed examinations and taken corrective measures described in this Owner's Report in accordance with the requirements of the ASME Code, Section XI.

By signing this certificate neither the Inspector nor his employer makes any warranty, expressed or implied, concerning the examinations and corrective measure described in this Owners Report. Furthermore, neither the Inspector nor his employer shall be liable in any manner for any personal injury or property damage or a loss of any kind arising from or connected with this inspection.

Robert M. Smith  
Inspector's Signature

Commissions NC 978

Date 1-8, 20 01

**FORM NIS-2 OWNER'S REPORT FOR REPAIRS OR REPLACEMENTS**

As Required By The Provisions Of The ASME Code Section XI

1. Owner DUKE POWER COMPANYAddress 526 S. CHURCH STREET. CHARLOTTE N.C. 28201-10062. Plant CATAWBA NUCLEAR STATIONAddress 4800 CONCORD RD. YORK, S.C. 297453. Work Performed By Duke Power CompanyAddress 526 S. Church St. Charlotte, N.C. 28201-1006Type Code Symbol Stamp N/A Authorization No. N/AExpiration Date N/A

4 Identification of System

RN NUCLEAR SERVICE WATER SYSTEM

5. (a) Applicable Construction Code III 1974 Edition, S'75 Addenda, NONE Code Cases

(b) Applicable Edition of Section XI Utilized for Repairs or Replacements 1989 Addenda NONE

6. Identification of Components Repaired or Replacement Components

1a Date 12/13/00

Sheet 1 of 1

2a Unit ☒ 1 ☐ 2 ☐ 3 ☐ Shared (specify Units ☐ )

3a Work Order # 98254178-23

3b NSM or MN # NA

Class C

	Column 1	Column 2	Column 3	Column 4	Column 5	Column 6	Column 7	Column 8
	Name of Component	Name of Manufacturer	Manufacturer Serial Number	N B Number	Other Identification (Size)	Year Built	Repaired. Replaced. or Replacement	ASME Code Stamped (yes or no)
A	Bolting				Threaded Rod-SA193 Hex Nuts-SA194 for valve 1RN017		REPLACEMENT	
B							REPAIRED	
C							REPAIRED	
D							REPAIRED	
E							REPAIRED	
F							REPAIRED	

NOTE: Supplemental sheets in form of lists, sketches, or drawings may be used, provided (1) size is 8 1/2 in. x 11 in. (2) information in items 1 through 6 on this reports included on each sheet, and (3) each sheet is numbered and the number of sheets is recorded at the top of this form.

7. Description of Work Install Refurbished Valve 1RN017\_

8. Test Conducted: Hydrostatic ☐ Pneumatic ☐ Nominal Operating Pressure ☐ Other ☐ Exempt ☒  
Pressure psig Test Temp. deg.F.

9. Remarks \_\_\_\_\_  
\_\_\_\_\_  
\_\_\_\_\_

(Applicable Manufacturers Data Records to be attached)

#### CERTIFICATE OF COMPLIANCE

We certify that the statements made in the report are correct and this repair or replacement conforms to the rules of the rules of the ASME Code, Section XI.

Type Code Symbol Stamp N/A

Expiration Date N/A

Certificate of Authorization No. N/A

Signed

Paul L. Smith  
Owner or Owner's Designee, Title

TECH SPEC

Date

12/13, 20 00

#### CERTIFICATE OF INSERVICE INSPECTION

I, the undersigned, holding a valid commission issued by the National Board of Boiler and Pressure Vessel Inspectors and the

State or Province of NORTH CAROLINA and employed by HSB I AND I Company of Hartford Connecticut have inspected the components described in this Owners Report during the period 10-2000 to 1-6-01 and state that to the best of my knowledge and belief, the Owner has performed examinations and taken corrective measures described in this Owner's Report in accordance with the requirements of the ASME Code, Section XI.

By signing this certificate neither the Inspector nor his employer makes any warranty, expressed or implied, concerning the examinations and corrective measure described in this Owners Report. Furthermore, neither the Inspector nor his employer shall be liable in any manner for any personal injury or property damage or a loss of any kind arising from or connected with this inspection.

Robert M. Lital  
Inspector's Signature

Commissions NC 978

Date 1-8, 20 01

**FORM NIS-2 OWNER'S REPORT FOR REPAIRS OR REPLACEMENTS**

As Required By The Provisions Of The ASME Code Section XI

1. Owner DUKE POWER COMPANY  
 Address 526 S. CHURCH STREET. CHARLOTTE N.C. 28201-1006

1a Date 01/10/01

Sheet 1 of 1

2. Plant CATAWBA NUCLEAR STATION  
 Address 4800 CONCORD RD. YORK, S.C. 29745

2a Unit ☒ 1 ☐ 2 ☐ 3 ☐ Shared (specify Units ☐ )

3. Work Performed By Duke Power Company  
 Address 526 S. Church St. Charlotte, N.C. 28201-1006  
 Type Code Symbol Stamp N/A Authorization No. N/A  
 Expiration Date N/A

3a Work Order # 98254181-01

3b NSM or MN # NA

4 Identification of System

Class C

RN NUCLEAR SERVICE WATER SYSTEM

5. (a) Applicable Construction Code III 1974 Edition, S'75 Addenda, NONE Code Cases

(b) Applicable Edition of Section XI Utilized for Repairs or Replacements 1989 Addenda NONE

6. Identification of Components Repaired or Replacement Components

	Column 1	Column 2	Column 3	Column 4	Column 5	Column 6	Column 7	Column 8
	Name of Component	Name of Manufacturer	Manufacturer Serial Number	N B Number	Other Identification (Size)	Year Built	Repaired. Replaced. or Replacement	ASME Code Stamped (yes or no)
A	Bolting				Threaded Rod-SA193		REPLACED	
B							REPAIRED	
C							REPAIRED	
D							REPAIRED	
E							REPAIRED	
F							REPAIRED	

NOTE: Supplemental sheets in form of lists, sketches, or drawings may be used, provided (1) size is 8 1/2 in. x 11 in. (2) information in items 1 through 6 on this reports included on each sheet, and (3) each sheet is numbered and the number of sheets is recorded at the top of this form.

7. Description of Work R/R Section of RN Piping

8. Test Conducted: Hydrostatic ☐ Pneumatic ☐ Nominal Operating Pressure ☐ Other ☐ Exempt ☒  
Pressure psig Test Temp. deg.F.

9. Remarks

(Applicable Manufacturers Data Records to be attached)

### CERTIFICATE OF COMPLIANCE

We certify that the statements made in the report are correct and this repair or replacement conforms to the rules of the rules of the ASME Code, Section XI.

Type Code Symbol Stamp N/A

Expiration Date N/A

Certificate of Authorization No. N/A

Signed Paul L. Smith TECH SPEC Date 1/10, 2001  
Owner or Owner's Designee, Title

### CERTIFICATE OF INSERVICE INSPECTION

I, the undersigned, holding a valid commission issued by the National Board of Boiler and Pressure Vessel Inspectors and the

State or Province of NORTH CAROLINA and employed by HSB I AND I Company of Hartford Connecticut have inspected the components described in this Owners Report during the period 10-25-00 to 1-10-01 and state that to the best of my knowledge and belief, the Owner has performed examinations and taken corrective measures described in this Owner's Report in accordance with the requirements of the ASME Code, Section XI.

By signing this certificate neither the Inspector nor his employer makes any warranty, expressed or implied, concerning the examinations and corrective measure described in this Owners Report. Furthermore, neither the Inspector nor his employer shall be liable in any manner for any personal injury or property damage or a loss of any kind arising from or connected with this inspection.

Robert M. Smith  
Inspector's Signature

Commissions NC 978

Date 1-10, 2001

**FORM NIS-2 OWNER'S REPORT FOR REPAIRS OR REPLACEMENTS**

As Required By The Provisions Of The ASME Code Section XI

1. Owner DUKE POWER COMPANY

1a Date 11/27/00

Sheet 1 of 1

Address 526 S. CHURCH STREET. CHARLOTTE N.C. 28201-10062. Plant CATAWBA NUCLEAR STATION2a Unit ☒ 1 ☐ 2 ☐ 3 ☐ Shared (specify Units ☐ )Address 4800 CONCORD RD. YORK, S.C. 297453. Work Performed By Duke Power Company

3a Work Order # 98254181-46

Address 526 S. Church St. Charlotte, N.C. 28201-1006Type Code Symbol Stamp N/A Authorization No. N/A

3b NSM or MN # NA

Expiration Date N/A

4 Identification of System

Class C

RN NUCLEAR SERVICE WATER SYSTEM

5. (a) Applicable Construction Code III 1974 Edition, S'75 Addenda, NONE Code Cases

(b) Applicable Edition of Section XI Utilized for Repairs or Replacements 1989 Addenda NONE

6. Identification of Components Repaired or Replacement Components

	Column 1	Column 2	Column 3	Column 4	Column 5	Column 6	Column 7	Column 8
	Name of Component	Name of Manufacturer	Manufacturer Serial Number	N B Number	Other Identification (Size)	Year Built	Repaired. Replaced. or Replacement	ASME Code Stamped (yes or no)
A	Bolting				Threaded Rod- SA193, Hex Nut- SA-194 for valve 1RN232A		REPLACED	
B							REPAIRED	
C							REPAIRED	
D							REPAIRED	
E							REPAIRED	
F							REPAIRED	

NOTE: Supplemental sheets in form of lists, sketches, or drawings may be used, provided (1) size is 8 1/2 in. x 11 in. (2) information in items 1 through 6 on this reports included on each sheet, and (3) each sheet is numbered and the number of sheets is recorded at the top of this form.

7. Description of Work Install Refurbished Valve 1RN232A\_

8. Test Conducted: Hydrostatic ☐ Pneumatic ☐ Nominal Operating Pressure ☐ Other ☐ Exempt ☒  
Pressure                      psig                      Test Temp.                      deg.F.

9. Remarks \_\_\_\_\_  
\_\_\_\_\_  
\_\_\_\_\_

(Applicable Manufacturers Data Records to be attached)

#### CERTIFICATE OF COMPLIANCE

We certify that the statements made in the report are correct and this repair or replacement conforms to the rules of the rules of the ASME Code, Section XI.

Type Code Symbol Stamp N/A

Expiration Date N/A

Certificate of Authorization No. N/A

Signed *Paul L. Smith* TECH SPEC Date 11/27, 20 00  
Owner or Owner's Designee, Title

#### CERTIFICATE OF INSERVICE INSPECTION

I, the undersigned, holding a valid commission issued by the National Board of Boiler and Pressure Vessel Inspectors and the

State or Province of NORTH CAROLINA and employed by HSB I AND I Company of Hartford Connecticut have inspected the components described in this Owners Report during the period 10-22-00 to 1-11-01 and state that to the best of my knowledge and belief, the Owner has performed examinations and taken corrective measures described in this Owner's Report in accordance with the requirements of the ASME Code, Section XI.

By signing this certificate neither the Inspector nor his employer makes any warranty, expressed or implied, concerning the examinations and corrective measure described in this Owners Report. Furthermore, neither the Inspector nor his employer shall be liable in any manner for any personal injury or property damage or a loss of any kind arising from or connected with this inspection.

*Robert M. Hill*  
Inspector's Signature

Commissions NC 978

Date 1-11, 20 01

**FORM NIS-2 OWNER'S REPORT FOR REPAIRS OR REPLACEMENTS**

As Required By The Provisions Of The ASME Code Section XI

1. Owner DUKE POWER COMPANYAddress 526 S. CHURCH STREET. CHARLOTTE N.C. 28201-10062. Plant CATAWBA NUCLEAR STATIONAddress 4800 CONCORD RD. YORK, S.C. 297453. Work Performed By Duke Power CompanyAddress 526 S. Church St. Charlotte, N.C. 28201-1006Type Code Symbol Stamp N/A Authorization No. N/AExpiration Date N/A

4 Identification of System

RN NUCLEAR SERVICE WATER SYSTEM

5. (a) Applicable Construction Code III 1974 Edition, S'75 Addenda, NONE Code Cases

(b) Applicable Edition of Section XI Utilized for Repairs or Replacements 1989 Addenda NONE

6. Identification of Components Repaired or Replacement Components

1a Date 01/04/01

Sheet 1 of 1

2a Unit ☒ 1 ☐ 2 ☐ 3 ☐ Shared (specify Units ☐ )

3a Work Order # 98254181-63

3b NSM or MN # NA

Class C

	Column 1	Column 2	Column 3	Column 4	Column 5	Column 6	Column 7	Column 8
	Name of Component	Name of Manufacturer	Manufacturer Serial Number	N B Number	Other Identification (Size)	Year Built	Repaired. Replaced. or Replacement	ASME Code Stamped (yes or no)
A	Bolting				Bolt-SA325, Tapper Swing Nuts-SA193 for Manway M-5-1		REPLACED	
B							REPAIRED	
C							REPAIRED	
D							REPAIRED	
E							REPAIRED	
F							REPAIRED	

NOTE: Supplemental sheets in form of lists, sketches, or drawings may be used, provided (1) size is 8 1/2 in. x 11 in. (2) information in items 1 through 6 on this reports included on each sheet, and (3) each sheet is numbered and the number of sheets is recorded at the top of this form.

7. Description of Work Install Manway Cover\_

8. Test Conducted: Hydrostatic ☐ Pneumatic ☐ Nominal Operating Pressure ☐ Other ☐ Exempt ☒  
Pressure                      psig                      Test Temp.                      deg.F.

9. Remarks \_\_\_\_\_

(Applicable Manufacturers Data Records to be attached)

#### CERTIFICATE OF COMPLIANCE

We certify that the statements made in the report are correct and this repair or replacement conforms to the rules of the rules of the ASME Code, Section XI.

Type Code Symbol Stamp N/A

Expiration Date N/A

Certificate of Authorization No. N/A

Signed Paul L. Smith TECH SPEC Date 1/4, 20 08  
Owner or Owner's Designee, Title

#### CERTIFICATE OF INSERVICE INSPECTION

I, the undersigned, holding a valid commission issued by the National Board of Boiler and Pressure Vessel Inspectors and the

State or Province of NORTH CAROLINA and employed by HSB I AND I Company of Hartford Connecticut have inspected the components described in this Owners Report during the period 10-10-00 to 1-1-01 and state that to the best of my knowledge and belief, the Owner has performed examinations and taken corrective measures described in this Owner's Report in accordance with the requirements of the ASME Code, Section XI.

By signing this certificate neither the Inspector nor his employer makes any warranty, expressed or implied, concerning the examinations and corrective measure described in this Owners Report. Furthermore, neither the Inspector nor his employer shall be liable in any manner for any personal injury or property damage or a loss of any kind arising from or connected with this inspection.

Robert McNeil  
Inspector's Signature

Commissions NC 978

Date 1-11, 2001

**FORM NIS-2 OWNER'S REPORT FOR REPAIRS OR REPLACEMENTS**

As Required By The Provisions Of The ASME Code Section XI

1. Owner DUKE POWER COMPANY

1a Date 12/06/00

Sheet 1 of 1

Address 526 S. CHURCH STREET. CHARLOTTE N.C. 28201-10062. Plant CATAWBA NUCLEAR STATION2a Unit ☒ 1 ☐ 2 ☐ 3 ☐ Shared (specify Units ☐ )Address 4800 CONCORD RD. YORK, S.C. 297453. Work Performed By Duke Power Company3a Work Order # 98254182-62Address 526 S. Church St. Charlotte, N.C. 28201-1006Type Code Symbol Stamp N/A Authorization No. N/A3b NSM or MN # NAExpiration Date N/A

4 Identification of System

Class CRN NUCLEAR SERVICE WATER SYSTEM

5. (a) Applicable Construction Code III 1974 Edition, S'75 Addenda, NONE Code Cases

(b) Applicable Edition of Section XI Utilized for Repairs or Replacements 1989 Addenda NONE

6. Identification of Components Repaired or Replacement Components

	Column 1	Column 2	Column 3	Column 4	Column 5	Column 6	Column 7	Column 8
	Name of Component	Name of Manufacturer	Manufacturer Serial Number	N B Number	Other Identification (Size)	Year Built	Repaired, Replaced, or Replacement	ASME Code Stamped (yes or no)
A	Bolting				Rod-SA193, Hex Nuts-SA194, Bolt-SA325 for Manway M-5-1 & M-6-1		REPLACEMENT	
B							REPAIRED	
C							REPAIRED	
D							REPAIRED	
E							REPAIRED	
F							REPAIRED	

NOTE: Supplemental sheets in form of lists, sketches, or drawings may be used, provided (1) size is 8 1/2 in. x 11 in. (2) information in items 1 through 6 on this reports included on each sheet, and (3) each sheet is numbered and the number of sheets is recorded at the top of this form.

7. Description of Work Reinstalled RN Piping

8. Test Conducted: Hydrostatic ☐ Pneumatic ☐ Nominal Operating Pressure ☒ Other ☐ Exempt ☐  
Pressure 75 psig Test Temp. 44 deg.F.

9. Remarks \_\_\_\_\_  
\_\_\_\_\_  
\_\_\_\_\_

(Applicable Manufacturers Data Records to be attached)

#### CERTIFICATE OF COMPLIANCE

We certify that the statements made in the report are correct and this repair or replacement conforms to the rules of the ASME Code, Section XI.

Type Code Symbol Stamp N/A

Expiration Date N/A

Certificate of Authorization No. N/A

Signed Paul L. Sts TECH SPEC Date 1/9, 20 01  
Owner or Owner's Designee, Title

#### CERTIFICATE OF INSERVICE INSPECTION

I, the undersigned, holding a valid commission issued by the National Board of Boiler and Pressure Vessel Inspectors and the

State or Province of NORTH CAROLINA and employed by HSB I AND I Company of Hartford Connecticut have inspected the components described in this Owners Report during the period 10-10-00 to 1-9-01 and state that to the best of my knowledge and belief, the Owner has performed examinations and taken corrective measures described in this Owner's Report in accordance with the requirements of the ASME Code, Section XI.

By signing this certificate neither the Inspector nor his employer makes any warranty, expressed or implied, concerning the examinations and corrective measure described in this Owners Report. Furthermore, neither the Inspector nor his employer shall be liable in any manner for any personal injury or property damage or a loss of any kind arising from or connected with this inspection.

Robert M. Livi  
Inspector's Signature

Commissions NC 978

Date 1-9, 20 01

**FORM NIS-2 OWNER'S REPORT FOR REPAIRS OR REPLACEMENTS**

As Required By The Provisions Of The ASME Code Section XI

1. Owner DUKE POWER COMPANY

1a Date 12/04/00

Sheet 1 of 1

Address 526 S. CHURCH STREET. CHARLOTTE N.C. 28201-10062. Plant CATAWBA NUCLEAR STATION2a Unit ☒ 1 ☐ 2 ☐ 3 ☐ Shared (specify Units ☐ )Address 4800 CONCORD RD. YORK, S.C. 297453. Work Performed By Duke Power Company

3a Work Order # 98254182-91

Address 526 S. Church St. Charlotte, N.C. 28201-1006Type Code Symbol Stamp N/A Authorization No. N/A

3b NSM or MN # NA

Expiration Date N/A

4 Identification of System

Class A

RN NUCLEAR SERVICE WATER SYSTEM

5. (a) Applicable Construction Code III 1974 Edition, S'75 Addenda, NONE Code Cases

(b) Applicable Edition of Section XI Utilized for Repairs or Replacements 1989 Addenda NONE

6. Identification of Components Repaired or Replacement Components

	Column 1	Column 2	Column 3	Column 4	Column 5	Column 6	Column 7	Column 8
	Name of Component	Name of Manufacturer	Manufacturer Serial Number	N B Number	Other Identification (Size)	Year Built	Repaired. Replaced. or Replacement	ASME Code Stamped (yes or no)
A	Bolting				Bolt-SA325& Swing Nuts-SA193 for Manway M-3-2		REPLACED	
B	Bolting				Studs-SA194 & Hex Nuts-SA193 for Flanges 1RN247-MJ1 & MJ2		REPLACED	
C							REPAIRED	
D							REPAIRED	
E							REPAIRED	
F							REPAIRED	

NOTE: Supplemental sheets in form of lists, sketches, or drawings may be used, provided (1) size is 8 1/2 in. x 11 in. (2) information in items 1 through 6 on this reports included on each sheet, and (3) each sheet is numbered and the number of sheets is recorded at the top of this form.

7. Description of Work R/R Manway M-3-2\_

8. Test Conducted: Hydrostatic ☐ Pneumatic ☐ Nominal Operating Pressure ☐ Other ☐ Exempt ☒  
Pressure                      psig                      Test Temp.                      deg.F.

9. Remarks \_\_\_\_\_

(Applicable Manufacturers Data Records to be attached)

#### CERTIFICATE OF COMPLIANCE

We certify that the statements made in the report are correct and this repair or replacement conforms to the rules of the rules of the ASME Code, Section XI.

Type Code Symbol Stamp N/A

Expiration Date N/A

Certificate of Authorization No. N/A

Signed *Paul L. Smith* TECH SPEC Date 12/4, 2000  
Owner or Owner's Designee, Title

#### CERTIFICATE OF INSERVICE INSPECTION

I, the undersigned, holding a valid commission issued by the National Board of Boiler and Pressure Vessel Inspectors and the

State or Province of NORTH CAROLINA and employed by HSB I AND I Company of Hartford Connecticut have inspected the components described in this Owners Report during the period 11-6-00 to 12-6-00 and state that to the best of my knowledge and belief, the Owner has performed examinations and taken corrective measures described in this Owner's Report in accordance with the requirements of the ASME Code, Section XI.

By signing this certificate neither the Inspector nor his employer makes any warranty, expressed or implied, concerning the examinations and corrective measure described in this Owners Report. Furthermore, neither the Inspector nor his employer shall be liable in any manner for any personal injury or property damage or a loss of any kind arising from or connected with this inspection.

*Robert M. Gill*  
Inspector's Signature

Commissions NC 978

Date 12-6, 2000

**FORM NIS-2 OWNER'S REPORT FOR REPAIRS OR REPLACEMENTS**

As Required By The Provisions Of The ASME Code Section XI

1. Owner DUKE POWER COMPANYAddress 526 S. CHURCH STREET. CHARLOTTE N.C. 28201-10062. Plant CATAWBA NUCLEAR STATIONAddress 4800 CONCORD RD. YORK, S.C. 297453. Work Performed By Duke Power CompanyAddress 526 S. Church St. Charlotte, N.C. 28201-1006Type Code Symbol Stamp N/A Authorization No. N/AExpiration Date N/A

4 Identification of System

RN NUCLEAR SERVICE WATER SYSTEM

5. (a) Applicable Construction Code III 1974 Edition, S'75 Addenda, N-416-1 Code Cases

(b) Applicable Edition of Section XI Utilized for Repairs or Replacements 1989 Addenda NONE

6. Identification of Components Repaired or Replacement Components

1a Date 12/18/00Sheet 1 of 12a Unit ☒ 1 ☐ 2 ☐ 3 ☐ Shared (specify Units ☐ )3a Work Order # 98254183-22/233b NSM or MN # NAClass C

	Column 1	Column 2	Column 3	Column 4	Column 5	Column 6	Column 7	Column 8
	Name of Component	Name of Manufacturer	Manufacturer Serial Number	N B Number	Other Identification (Size)	Year Built	Repaired. Replaced. or Replacement	ASME Code Stamped (yes or no)
A	Pipe	Duke Power Co.	C-1RN	117	6" CS SA106		REPLACED	
B	Pipe Welds	Duke Power Co.	C-1RN	117	1RN48-3 1RN48-14		REPLACED	
C							REPAIRED	
D							REPAIRED	
E							REPAIRED	
F							REPAIRED	

NOTE: Supplemental sheets in form of lists, sketches, or drawings may be used, provided (1) size is 8 1/2 in. x 11 in. (2) information in items 1 through 6 on this reports included on each sheet, and (3) each sheet is numbered and the number of sheets is recorded at the top of this form.

7. Description of Work R/R Section of 6" RN Piping

8. Test Conducted: Hydrostatic ☐ Pneumatic ☐ Nominal Operating Pressure ☒ Other ☐ Exempt ☐  
Pressure 72 psig Test Temp. 68 deg.F.

9. Remarks

(Applicable Manufacturers Data Records to be attached)

#### CERTIFICATE OF COMPLIANCE

We certify that the statements made in the report are correct and this repair or replacement conforms to the rules of the ASME Code, Section XI.

Type Code Symbol Stamp N/A

Expiration Date N/A

Certificate of Authorization No. N/A

Signed Robert L. Smith TECH SPEC Date 12/18, 2000  
Owner or Owner's Designee, Title

#### CERTIFICATE OF INSERVICE INSPECTION

I, the undersigned, holding a valid commission issued by the National Board of Boiler and Pressure Vessel Inspectors and the

State or Province of NORTH CAROLINA and employed by HSB I AND I Company of Hartford Connecticut have inspected the components described in this Owners Report during the period 10-9-00 to 1-3-01 and state that to the best of my knowledge and belief, the Owner has performed examinations and taken corrective measures described in this Owner's Report in accordance with the requirements of the ASME Code, Section XI.

By signing this certificate neither the Inspector nor his employer makes any warranty, expressed or implied, concerning the examinations and corrective measure described in this Owners Report. Furthermore, neither the Inspector nor his employer shall be liable in any manner for any personal injury or property damage or a loss of any kind arising from or connected with this inspection.

Robert M. Smith  
Inspector's Signature

Commissions NC 978

Date 1-3, 2001

**FORM NIS-2 OWNER'S REPORT FOR REPAIRS OR REPLACEMENTS**

As Required By The Provisions Of The ASME Code Section XI

1. Owner DUKE POWER COMPANYAddress 526 S. CHURCH STREET. CHARLOTTE N.C. 28201-10062. Plant CATAWBA NUCLEAR STATIONAddress 4800 CONCORD RD. YORK, S.C. 297453. Work Performed By Duke Power CompanyAddress 526 S. Church St. Charlotte, N.C. 28201-1006Type Code Symbol Stamp N/A Authorization No. N/AExpiration Date N/A

4 Identification of System

RN NUCLEAR SERVICE WATER SYSTEM

5. (a) Applicable Construction Code III 1974 Edition, S'75 Addenda, NONE Code Cases

(b) Applicable Edition of Section XI Utilized for Repairs or Replacements 1989 Addenda NONE

6. Identification of Components Repaired or Replacement Components

1a Date 11/27/00

Sheet 1 of 1

2a Unit ☒ 1 ☐ 2 ☐ 3 ☐ Shared (specify Units ☐ )3a Work Order # 98254184-213b NSM or MN # NAClass C

	Column 1	Column 2	Column 3	Column 4	Column 5	Column 6	Column 7	Column 8
	Name of Component	Name of Manufacturer	Manufacturer Serial Number	N B Number	Other Identification (Size)	Year Built	Repaired. Replaced. or Replacement	ASME Code Stamped (yes or no)
A	Bolting				Threaded Rod- SA193, Hex Nut- SA-194 for valve 1RN039		REPLACEMENT	
B							REPAIRED	
C							REPAIRED	
D							REPAIRED	
E							REPAIRED	
F							REPAIRED	

NOTE: Supplemental sheets in form of lists, sketches, or drawings may be used, provided (1) size is 8 1/2 in. x 11 in. (2) information in items 1 through 6 on this reports included on each sheet, and (3) each sheet is numbered and the number of sheets is recorded at the top of this form.

7. Description of Work Install Refurbished Valve 1RN039\_

8. Test Conducted: Hydrostatic ☐ Pneumatic ☐ Nominal Operating Pressure ☐ Other ☐ Exempt ☒  
Pressure                      psig                      Test Temp.                      deg.F.

9. Remarks \_\_\_\_\_  
\_\_\_\_\_  
\_\_\_\_\_

(Applicable Manufacturers Data Records to be attached)

#### CERTIFICATE OF COMPLIANCE

We certify that the statements made in the report are correct and this repair or replacement conforms to the rules of the rules of the ASME Code, Section XI.

Type Code Symbol Stamp N/A

Expiration Date N/A

Certificate of Authorization No. N/A

Signed Paul L. Smith TECH SPEC Date 11/27, 20 00  
Owner or Owner's Designee, Title

#### CERTIFICATE OF INSERVICE INSPECTION

I, the undersigned, holding a valid commission issued by the National Board of Boiler and Pressure Vessel Inspectors and the

State or Province of NORTH CAROLINA and employed by HSB I AND I Company of Hartford Connecticut have inspected the components described in this Owners Report during the period 10-10-00 to 1-11-01 and state that to the best of my knowledge and belief, the Owner has performed examinations and taken corrective measures described in this Owner's Report in accordance with the requirements of the ASME Code, Section XI.

By signing this certificate neither the Inspector nor his employer makes any warranty, expressed or implied, concerning the examinations and corrective measure described in this Owners Report. Furthermore, neither the Inspector nor his employer shall be liable in any manner for any personal injury or property damage or a loss of any kind arising from or connected with this inspection.

Robert McFar  
Inspector's Signature

Commissions NC 978

Date 1-11, 20 01

**FORM NIS-2 OWNER'S REPORT FOR REPAIRS OR REPLACEMENTS**

As Required By The Provisions Of The ASME Code Section XI

1. Owner DUKE POWER COMPANYAddress 526 S. CHURCH STREET. CHARLOTTE N.C. 28201-10062. Plant CATAWBA NUCLEAR STATIONAddress 4800 CONCORD RD. YORK, S.C. 297453. Work Performed By Duke Power CompanyAddress 526 S. Church St. Charlotte, N.C. 28201-1006Type Code Symbol Stamp N/A Authorization No. N/AExpiration Date N/A

4 Identification of System

RN NUCLEAR SERVICE WATER SYSTEM

5. (a) Applicable Construction Code III 1974 Edition, S'75 Addenda, NONE Code Cases

(b) Applicable Edition of Section XI Utilized for Repairs or Replacements 1989 Addenda NONE

6. Identification of Components Repaired or Replacement Components

1a Date 12/18/00

Sheet 1 of 1

2a Unit ☒ 1 ☐ 2 ☐ 3 ☐ Shared (specify Units ☐ )

3a Work Order # 98254184-25

3b NSM or MN # NA

Class C

	Column 1	Column 2	Column 3	Column 4	Column 5	Column 6	Column 7	Column 8
	Name of Component	Name of Manufacturer	Manufacturer Serial Number	N B Number	Other Identification (Size)	Year Built	Repaired. Replaced. or Replacement	ASME Code Stamped (yes or no)
A	Bolting				Bolt-SA325 Swing Nuts-SA193 for Manway M-8-1 & M-6-1		REPLACEMENT	
B							REPAIRED	
C							REPAIRED	
D							REPAIRED	
E							REPAIRED	
F							REPAIRED	

NOTE: Supplemental sheets in form of lists, sketches, or drawings may be used, provided (1) size is 8 1/2 in. x 11 in. (2) information in items 1 through 6 on this reports included on each sheet, and (3) each sheet is numbered and the number of sheets is recorded at the top of this form.

7. Description of Work Install Manways\_

8. Test Conducted: Hydrostatic ☐ Pneumatic ☐ Nominal Operating Pressure ☐ Other ☐ Exempt ☒  
Pressure                      psig                      Test Temp.                      deg.F.

9. Remarks \_\_\_\_\_  
\_\_\_\_\_  
\_\_\_\_\_

(Applicable Manufacturers Data Records to be attached)

#### CERTIFICATE OF COMPLIANCE

We certify that the statements made in the report are correct and this repair or replacement conforms to the rules of the rules of the ASME Code, Section XI.

Type Code Symbol Stamp N/A

Expiration Date N/A

Certificate of Authorization No. N/A

Signed

Paul L. S. Jr.  
Owner or Owner's Designee, Title

TECH SPEC

Date 12/10, 20 00

#### CERTIFICATE OF INSERVICE INSPECTION

I, the undersigned, holding a valid commission issued by the National Board of Boiler and Pressure Vessel Inspectors and the

State or Province of NORTH CAROLINA and employed by HSB I AND I Company of Hartford Connecticut have inspected the components described in this Owners Report during the period 10-9-00 to 1-4-01 and state that to the best of my knowledge and belief, the Owner has performed examinations and taken corrective measures described in this Owner's Report in accordance with the requirements of the ASME Code, Section XI.

By signing this certificate neither the Inspector nor his employer makes any warranty, expressed or implied, concerning the examinations and corrective measure described in this Owners Report. Furthermore, neither the Inspector nor his employer shall be liable in any manner for any personal injury or property damage or a loss of any kind arising from or connected with this inspection.

Robert M. S. Jr.  
Inspector's Signature

Commissions NC 978

Date 1-4, 20 01

**FORM NIS-2 OWNER'S REPORT FOR REPAIRS OR REPLACEMENTS**

As Required By The Provisions Of The ASME Code Section XI

1. Owner DUKE POWER COMPANY

1a Date 11/27/00

Sheet 1 of 1

Address 526 S. CHURCH STREET. CHARLOTTE N.C. 28201-10062. Plant CATAWBA NUCLEAR STATION2a Unit ☒ 1 ☐ 2 ☐ 3 ☐ Shared (specify Units ☐ )Address 4800 CONCORD RD. YORK, S.C. 297453. Work Performed By Duke Power Company

3a Work Order # 98254184-37

Address 526 S. Church St. Charlotte, N.C. 28201-1006Type Code Symbol Stamp N/A Authorization No. N/A

3b NSM or MN # NA

Expiration Date N/A

4 Identification of System

Class C

RN NUCLEAR SERVICE WATER SYSTEM

5. (a) Applicable Construction Code III 1974 Edition, S'75 Addenda, NONE Code Cases

(b) Applicable Edition of Section XI Utilized for Repairs or Replacements 1989 Addenda NONE

6. Identification of Components Repaired or Replacement Components

	Column 1	Column 2	Column 3	Column 4	Column 5	Column 6	Column 7	Column 8
	Name of Component	Name of Manufacturer	Manufacturer Serial Number	N B Number	Other Identification (Size)	Year Built	Repaired. Replaced. or Replacement	ASME Code Stamped (yes or no)
A	Bolting				Threaded Rod- SA193, Hex Nut- SA-194 for valve 1RN045		REPLACED	
B							REPAIRED	
C							REPAIRED	
D							REPAIRED	
E							REPAIRED	
F							REPAIRED	

NOTE: Supplemental sheets in form of lists, sketches, or drawings may be used, provided (1) size is 8 1/2 in. x 11 in. (2) information in items 1 through 6 on this reports included on each sheet, and (3) each sheet is numbered and the number of sheets is recorded at the top of this form.

7. Description of Work Install Refurbished Valve 1RN045\_

8. Test Conducted: Hydrostatic ☐ Pneumatic ☐ Nominal Operating Pressure ☐ Other ☐ Exempt ☒  
Pressure                      psig                      Test Temp.                      deg.F.

9. Remarks \_\_\_\_\_

(Applicable Manufacturers Data Records to be attached)

#### CERTIFICATE OF COMPLIANCE

We certify that the statements made in the report are correct and this repair or replacement conforms to the rules of the ASME Code, Section XI.

Type Code Symbol Stamp N/A

Expiration Date N/A

Certificate of Authorization No. N/A

Signed *Paul L. Smith* TECH SPEC Date 11/27, 2000  
Owner or Owner's Designee, Title

#### CERTIFICATE OF INSERVICE INSPECTION

I, the undersigned, holding a valid commission issued by the National Board of Boiler and Pressure Vessel Inspectors and the

State or Province of NORTH CAROLINA and employed by HSB I AND I Company of Hartford Connecticut have inspected the components described in this Owners Report during the period 11-3-00 to 1-8-01 and state that to the best of my knowledge and belief, the Owner has performed examinations and taken corrective measures described in this Owner's Report in accordance with the requirements of the ASME Code, Section XI.

By signing this certificate neither the Inspector nor his employer makes any warranty, expressed or implied, concerning the examinations and corrective measure described in this Owners Report. Furthermore, neither the Inspector nor his employer shall be liable in any manner for any personal injury or property damage or a loss of any kind arising from or connected with this inspection.

*Robert m. Smith*  
Inspector's Signature

Commissions NC 978

Date 1-8, 2001

**FORM NIS-2 OWNER'S REPORT FOR REPAIRS OR REPLACEMENTS**

As Required By The Provisions Of The ASME Code Section XI

1. Owner DUKE POWER COMPANYAddress 526 S. CHURCH STREET, CHARLOTTE N.C. 28201-10062. Plant CATAWBA NUCLEAR STATIONAddress 4800 CONCORD RD. YORK, S.C. 297453. Work Performed By Duke Power CompanyAddress 526 S. Church St. Charlotte, N.C. 28201-1006Type Code Symbol Stamp N/A Authorization No. N/AExpiration Date N/A

4 Identification of System

RN NUCLEAR SERVICE WATER SYSTEM

5. (a) Applicable Construction Code III 1974 Edition, S'75 Addenda, NONE Code Cases

(b) Applicable Edition of Section XI Utilized for Repairs or Replacements 1989 Addenda NONE

6. Identification of Components Repaired or Replacement Components

1a Date 11/30/00

Sheet 1 of 1

2a Unit ☒ 1 ☐ 2 ☐ 3 ☐ Shared (specify Units ☐ )

3a Work Order # 98254184-38

3b NSM or MN # NA

Class C

	Column 1	Column 2	Column 3	Column 4	Column 5	Column 6	Column 7	Column 8
	Name of Component	Name of Manufacturer	Manufacturer Serial Number	N B Number	Other Identification (Size)	Year Built	Repaired. Replaced. or Replacement	ASME Code Stamped (yes or no)
A	Bolting				Studs-SA193, Hex Nuts-SA194 for RN piping spool piece		REPLACEMENT	
B							REPAIRED	
C							REPAIRED	
D							REPAIRED	
E							REPAIRED	
F							REPAIRED	

NOTE: Supplemental sheets in form of lists, sketches, or drawings may be used, provided (1) size is 8 1/2 in. x 11 in. (2) information in items 1 through 6 on this reports included on each sheet, and (3) each sheet is numbered and the number of sheets is recorded at the top of this form.

7. Description of Work Re-install 20" Spool Piece

8. Test Conducted: Hydrostatic ☐ Pneumatic ☐ Nominal Operating Pressure ☐ Other ☐ Exempt ☒  
Pressure                      psig                      Test Temp.                      deg.F.

9. Remarks

(Applicable Manufacturers Data Records to be attached)

#### CERTIFICATE OF COMPLIANCE

We certify that the statements made in the report are correct and this repair or replacement conforms to the rules of the rules of the ASME Code, Section XI.

Type Code Symbol Stamp N/A

Expiration Date N/A

Certificate of Authorization No. N/A

Signed

Paul L. Smith  
Owner or Owner's Designee, Title

TECH SPEC

Date

11/30

, 20 00

#### CERTIFICATE OF INSERVICE INSPECTION

I, the undersigned, holding a valid commission issued by the National Board of Boiler and Pressure Vessel Inspectors and the

State or Province of NORTH CAROLINA and employed by HSB I AND I Company of Hartford Connecticut have inspected the components described in this Owners Report during the period 11-3-00 to 11-30-00 and state that to the best of my knowledge and belief, the Owner has performed examinations and taken corrective measures described in this Owner's Report in accordance with the requirements of the ASME Code, Section XI.

By signing this certificate neither the Inspector nor his employer makes any warranty, expressed or implied, concerning the examinations and corrective measure described in this Owners Report. Furthermore, neither the Inspector nor his employer shall be liable in any manner for any personal injury or property damage or a loss of any kind arising from or connected with this inspection.

Robert McGill  
Inspector's Signature

Commissions NC 978

Date 11/30, 20 00

**FORM NIS-2 OWNER'S REPORT FOR REPAIRS OR REPLACEMENTS**

As Required By The Provisions Of The ASME Code Section XI

1. Owner DUKE POWER COMPANYAddress 526 S. CHURCH STREET. CHARLOTTE N.C. 28201-10062. Plant CATAWBA NUCLEAR STATIONAddress 4800 CONCORD RD. YORK, S.C. 297453. Work Performed By Duke Power CompanyAddress 526 S. Church St. Charlotte, N.C. 28201-1006Type Code Symbol Stamp N/A Authorization No. N/AExpiration Date N/A

4 Identification of System

RN NUCLEAR SERVICE WATER SYSTEM

5. (a) Applicable Construction Code III 1974 Edition, S'75 Addenda, NONE Code Cases

(b) Applicable Edition of Section XI Utilized for Repairs or Replacements 1989 Addenda NONE

6. Identification of Components Repaired or Replacement Components

1a Date 12/12/00

Sheet 1 of 1

2a Unit ☒ 1 ☐ 2 ☐ 3 ☐ Shared (specify Units ☐ )

3a Work Order # 98254185-21

3b NSM or MN # NA

Class C

	Column 1	Column 2	Column 3	Column 4	Column 5	Column 6	Column 7	Column 8
	Name of Component	Name of Manufacturer	Manufacturer Serial Number	N B Number	Other Identification (Size)	Year Built	Repaired. Replaced. or Replacement	ASME Code Stamped (yes or no)
A	Bolting				Studs-SA193 Hex Nuts-SA194 for valve 1RN-029		REPLACEMENT	
B							REPAIRED	
C							REPAIRED	
D							REPAIRED	
E							REPAIRED	
F							REPAIRED	

NOTE: Supplemental sheets in form of lists, sketches, or drawings may be used, provided (1) size is 8 1/2 in. x 11 in. (2) information in items 1 through 6 on this reports included on each sheet, and (3) each sheet is numbered and the number of sheets is recorded at the top of this form.

7. Description of Work Replace Refurbished Valve 1RN-029\_

8. Test Conducted: Hydrostatic ☐ Pneumatic ☐ Nominal Operating Pressure ☐ Other ☐ Exempt ☒  
Pressure                      psig                      Test Temp.                      deg.F.

9. Remarks \_\_\_\_\_

(Applicable Manufacturers Data Records to be attached)

#### CERTIFICATE OF COMPLIANCE

We certify that the statements made in the report are correct and this repair or replacement conforms to the rules of the rules of the ASME Code, Section XI.

Type Code Symbol Stamp N/A

Expiration Date N/A

Certificate of Authorization No. N/A

Signed Paul L. Smith TECH SPEC Date 12/12, 20 00  
Owner or Owner's Designee, Title

#### CERTIFICATE OF INSERVICE INSPECTION

I, the undersigned, holding a valid commission issued by the National Board of Boiler and Pressure Vessel Inspectors and the

State or Province of NORTH CAROLINA and employed by HSB I AND I Company of Hartford Connecticut have inspected the components described in this Owners Report during the period 10-23-00 to 1-10-01 and state that to the best of my knowledge and belief, the Owner has performed examinations and taken corrective measures described in this Owner's Report in accordance with the requirements of the ASME Code, Section XI.

By signing this certificate neither the Inspector nor his employer makes any warranty, expressed or implied, concerning the examinations and corrective measure described in this Owners Report. Furthermore, neither the Inspector nor his employer shall be liable in any manner for any personal injury or property damage or a loss of any kind arising from or connected with this inspection.

Robert McGill  
Inspector's Signature

Commissions NC 978

Date 1-10, 20 01

**FORM NIS-2 OWNER'S REPORT FOR REPAIRS OR REPLACEMENTS**

As Required By The Provisions Of The ASME Code Section XI

1. Owner DUKE POWER COMPANY

1a Date 12/04/00

Sheet 1 of 1

Address 526 S. CHURCH STREET. CHARLOTTE N.C. 28201-10062. Plant CATAWBA NUCLEAR STATION2a Unit ☒ 1 ☐ 2 ☐ 3 ☐ Shared (specify Units ☐ )Address 4800 CONCORD RD. YORK, S.C. 297453. Work Performed By Duke Power Company3a Work Order # 98254185-25Address 526 S. Church St. Charlotte, N.C. 28201-1006Type Code Symbol Stamp N/A Authorization No. N/A3b NSM or MN # NAExpiration Date N/A

4 Identification of System

Class CRN NUCLEAR SERVICE WATER SYSTEM

5. (a) Applicable Construction Code III 1974 Edition, S'75 Addenda, NONE Code Cases

(b) Applicable Edition of Section XI Utilized for Repairs or Replacements 1989 Addenda NONE

6. Identification of Components Repaired or Replacement Components

	Column 1	Column 2	Column 3	Column 4	Column 5	Column 6	Column 7	Column 8
	Name of Component	Name of Manufacturer	Manufacturer Serial Number	N B Number	Other Identification (Size)	Year Built	Repaired. Replaced. or Replacement	ASME Code Stamped (yes or no)
A	Bolting				Bolt-SA325, Swing Nuts-SA193, Hex Nuts-SA194 for Manway M-8-1		REPLACEMENT	
B							REPAIRED	
C							REPAIRED	
D							REPAIRED	
E							REPAIRED	
F							REPAIRED	

NOTE: Supplemental sheets in form of lists, sketches, or drawings may be used, provided (1) size is 8 1/2 in. x 11 in. (2) information in items 1 through 6 on this reports included on each sheet, and (3) each sheet is numbered and the number of sheets is recorded at the top of this form.

7. Description of Work R/R Manway Cover M-8-1\_

8. Test Conducted: Hydrostatic ☐ Pneumatic ☐ Nominal Operating Pressure ☐ Other ☐ Exempt ☒  
Pressure                      psig                      Test Temp.                      deg.F.

9. Remarks \_\_\_\_\_  
\_\_\_\_\_  
\_\_\_\_\_

(Applicable Manufacturers Data Records to be attached)

#### CERTIFICATE OF COMPLIANCE

We certify that the statements made in the report are correct and this repair or replacement conforms to the rules of the rules of the ASME Code, Section XI.

Type Code Symbol Stamp N/A

Expiration Date N/A

Certificate of Authorization No. N/A

Signed *Robert L. Smith* TECH SPEC Date 12/4, 20 00  
Owner or Owner's Designee, Title

#### CERTIFICATE OF INSERVICE INSPECTION

I, the undersigned, holding a valid commission issued by the National Board of Boiler and Pressure Vessel Inspectors and the

State or Province of NORTH CAROLINA and employed by HSB I AND I Company of Hartford Connecticut have inspected the components described in this Owners Report during the period 10-26-00 to 12-6-00 and state that to the best of my knowledge and belief, the Owner has performed examinations and taken corrective measures described in this Owner's Report in accordance with the requirements of the ASME Code, Section XI.

By signing this certificate neither the Inspector nor his employer makes any warranty, expressed or implied, concerning the examinations and corrective measure described in this Owners Report. Furthermore, neither the Inspector nor his employer shall be liable in any manner for any personal injury or property damage or a loss of any kind arising from or connected with this inspection.

*Robert L. Smith*  
Inspector's Signature

Commissions NC 978

Date 12-6, 20 00

**FORM NIS-2 OWNER'S REPORT FOR REPAIRS OR REPLACEMENTS**

As Required By The Provisions Of The ASME Code Section XI

1. Owner DUKE POWER COMPANY

1a Date 12/06/00

Sheet 1 of 1

Address 526 S. CHURCH STREET. CHARLOTTE N.C. 28201-10062. Plant CATAWBA NUCLEAR STATION2a Unit ☒ 1 ☐ 2 ☐ 3 ☐ Shared (specify Units ☐ )Address 4800 CONCORD RD. YORK, S.C. 297453. Work Performed By Duke Power Company

3a Work Order # 98254185-37

Address 526 S. Church St. Charlotte, N.C. 28201-1006Type Code Symbol Stamp N/A Authorization No. N/A

3b NSM or MN # NA

Expiration Date N/A

4 Identification of System

Class C

RN NUCLEAR SERVICE WATER SYSTEM

5. (a) Applicable Construction Code III 1974 Edition, S'75 Addenda, NONE Code Cases

(b) Applicable Edition of Section XI Utilized for Repairs or Replacements 1989 Addenda NONE

6. Identification of Components Repaired or Replacement Components

	Column 1	Column 2	Column 3	Column 4	Column 5	Column 6	Column 7	Column 8
	Name of Component	Name of Manufacturer	Manufacturer Serial Number	N B Number	Other Identification (Size)	Year Built	Repaired. Replaced. or Replacement	ASME Code Stamped (yes or no)
A	Bolting				Rod-SA193, Hex Nuts-SA194 for valve 1RN-034		REPLACEMENT	
B							REPAIRED	
C							REPAIRED	
D							REPAIRED	
E							REPAIRED	
F							REPAIRED	

NOTE: Supplemental sheets in form of lists, sketches, or drawings may be used, provided (1) size is 8 1/2 in. x 11 in. (2) information in items 1 through 6 on this reports included on each sheet, and (3) each sheet is numbered and the number of sheets is recorded at the top of this form.

7. Description of Work Install Refurbished Valve\_

8. Test Conducted: Hydrostatic ☐ Pneumatic ☐ Nominal Operating Pressure ☐ Other ☐ Exempt ☒  
Pressure                      psig                      Test Temp.                      deg.F.

9. Remarks \_\_\_\_\_

(Applicable Manufacturers Data Records to be attached)

#### CERTIFICATE OF COMPLIANCE

We certify that the statements made in the report are correct and this repair or replacement conforms to the rules of the rules of the ASME Code, Section XI.

Type Code Symbol Stamp N/A

Expiration Date N/A

Certificate of Authorization No. N/A

Signed

Paul L. Smith

TECH SPEC

Date

12/5

,20 00

Owner or Owner's Designee, Title

#### CERTIFICATE OF INSERVICE INSPECTION

I, the undersigned, holding a valid commission issued by the National Board of Boiler and Pressure Vessel Inspectors and the

State or Province of NORTH CAROLINA and employed by HSB I AND I Company of Hartford Connecticut have inspected the components described in this Owners Report during the period 10-23-00 to 1-8-01 and state that to the best of my knowledge and belief, the Owner has performed examinations and taken corrective measures described in this Owner's Report in accordance with the requirements of the ASME Code, Section XI.

By signing this certificate neither the Inspector nor his employer makes any warranty, expressed or implied, concerning the examinations and corrective measure described in this Owners Report. Furthermore, neither the Inspector nor his employer shall be liable in any manner for any personal injury or property damage or a loss of any kind arising from or connected with this inspection.

Robert M. Smith

Inspector's Signature

Commissions NC 978

Date 1-8, 20 01

**FORM NIS-2 OWNER'S REPORT FOR REPAIRS OR REPLACEMENTS**

As Required By The Provisions Of The ASME Code Section XI

1. Owner DUKE POWER COMPANY

1a Date 01/04/01

Sheet 1 of 1

Address 526 S. CHURCH STREET, CHARLOTTE N.C. 28201-10062. Plant CATAWBA NUCLEAR STATION2a Unit ☒ 1 ☐ 2 ☐ 3 ☐ Shared (specify Units ☐ )Address 4800 CONCORD RD. YORK, S.C. 297453. Work Performed By Duke Power Company

3a Work Order # 98254185-64

Address 526 S. Church St. Charlotte, N.C. 28201-1006Type Code Symbol Stamp N/A Authorization No. N/A

3b NSM or MN # NA

Expiration Date N/A

4 Identification of System

Class C

RN NUCLEAR SERVICE WATER SYSTEM

5. (a) Applicable Construction Code III 1974 Edition, S'75 Addenda, NONE Code Cases

(b) Applicable Edition of Section XI Utilized for Repairs or Replacements 1989 Addenda NONE

6. Identification of Components Repaired or Replacement Components

	Column 1	Column 2	Column 3	Column 4	Column 5	Column 6	Column 7	Column 8
	Name of Component	Name of Manufacturer	Manufacturer Serial Number	N B Number	Other Identification (Size)	Year Built	Repaired. Replaced. or Replacement	ASME Code Stamped (yes or no)
A	Bolting				Studs-SA193, Hex Nuts-SA194 for flange joint MJ-4		REPLACEMENT	
B							REPAIRED	
C							REPAIRED	
D							REPAIRED	
E							REPAIRED	
F							REPAIRED	

NOTE: Supplemental sheets in form of lists, sketches, or drawings may be used, provided (1) size is 8 1/2 in. x 11 in. (2) information in items 1 through 6 on this reports included on each sheet, and (3) each sheet is numbered and the number of sheets is recorded at the top of this form.

7. Description of Work R/R Flange Joint\_

8. Test Conducted: Hydrostatic ☐ Pneumatic ☐ Nominal Operating Pressure ☐ Other ☐ Exempt ☒  
Pressure                      psig                      Test Temp.                      deg.F.

9. Remarks \_\_\_\_\_  
\_\_\_\_\_  
\_\_\_\_\_

(Applicable Manufacturers Data Records to be attached)

#### CERTIFICATE OF COMPLIANCE

We certify that the statements made in the report are correct and this repair or replacement conforms to the rules of the rules of the ASME Code, Section XI.

Type Code Symbol Stamp N/A

Expiration Date N/A

Certificate of Authorization No. N/A

Signed Paul L. S. A. TECH SPEC Date 1/4/, 20 01  
Owner or Owner's Designee, Title

#### CERTIFICATE OF INSERVICE INSPECTION

I, the undersigned, holding a valid commission issued by the National Board of Boiler and Pressure Vessel Inspectors and the State or Province of NORTH CAROLINA and employed by HSB I AND I Company of Hartford Connecticut have inspected the components described in this Owners Report during the period 10-27-00 to 1-11-01 and state that to the best of my knowledge and belief, the Owner has performed examinations and taken corrective measures described in this Owner's Report in accordance with the requirements of the ASME Code, Section XI.  
By signing this certificate neither the Inspector nor his employer makes any warranty, expressed or implied, concerning the examinations and corrective measure described in this Owners Report. Furthermore, neither the Inspector nor his employer shall be liable in any manner for any personal injury or property damage or a loss of any kind arising from or connected with this inspection.

Robert M. S. A.  
Inspector's Signature

Commissions NC 978

Date 1-11, 20 01

**FORM NIS-2 OWNER'S REPORT FOR REPAIRS OR REPLACEMENTS**

As Required By The Provisions Of The ASME Code Section XI

1. Owner DUKE POWER COMPANYAddress 526 S. CHURCH STREET. CHARLOTTE N.C. 28201-10062. Plant CATAWBA NUCLEAR STATIONAddress 4800 CONCORD RD. YORK, S.C. 297453. Work Performed By Duke Power CompanyAddress 526 S. Church St. Charlotte, N.C. 28201-1006Type Code Symbol Stamp N/A Authorization No. N/AExpiration Date N/A

4 Identification of System

RN NUCLEAR SERVICE WATER SYSTEM

5. (a) Applicable Construction Code III 1974 Edition, S'75 Addenda, NONE Code Cases

(b) Applicable Edition of Section XI Utilized for Repairs or Replacements 1989 Addenda NONE

6. Identification of Components Repaired or Replacement Components

1a Date 12/18/00

Sheet 1 of 1

2a Unit ☒ 1 ☐ 2 ☐ 3 ☐ Shared (specify Units ☐ )3a Work Order # 98254185-383b NSM or MN # NAClass C

	Column 1	Column 2	Column 3	Column 4	Column 5	Column 6	Column 7	Column 8
	Name of Component	Name of Manufacturer	Manufacturer Serial Number	N B Number	Other Identification (Size)	Year Built	Repaired. Replaced. or Replacement	ASME Code Stamped (yes or no)
A	Bolting				Rod-SA193 Hex Nuts-SA194 for Manway M-8-1		REPLACED	
B							REPAIRED	
C							REPAIRED	
D							REPAIRED	
E							REPAIRED	
F							REPAIRED	

NOTE: Supplemental sheets in form of lists, sketches, or drawings may be used, provided (1) size is 8 1/2 in. x 11 in. (2) information in items 1 through 6 on this reports included on each sheet, and (3) each sheet is numbered and the number of sheets is recorded at the top of this form.

7. Description of Work Re-install 20" Spool Piece\_

8. Test Conducted: Hydrostatic ☐ Pneumatic ☐ Nominal Operating Pressure ☐ Other ☐ Exempt ☒  
Pressure                      psig                      Test Temp.                      deg.F.

9. Remarks \_\_\_\_\_

(Applicable Manufacturers Data Records to be attached)

#### CERTIFICATE OF COMPLIANCE

We certify that the statements made in the report are correct and this repair or replacement conforms to the rules of the rules of the ASME Code, Section XI.

Type Code Symbol Stamp N/A

Expiration Date N/A

Certificate of Authorization No. N/A

Signed

Paul L. Smith

TECH SPEC

Date

12/18, 2000

Owner or Owner's Designee, Title

#### CERTIFICATE OF INSERVICE INSPECTION

I, the undersigned, holding a valid commission issued by the National Board of Boiler and Pressure Vessel Inspectors and the

State or Province of NORTH CAROLINA and employed by HSB I AND I Company of Hartford Connecticut have inspected the components described in this Owners Report during the period 10-23-00 to 1-11-01 and state that to the best of my knowledge and belief, the Owner has performed examinations and taken corrective measures described in this Owner's Report in accordance with the requirements of the ASME Code, Section XI.

By signing this certificate neither the Inspector nor his employer makes any warranty, expressed or implied, concerning the examinations and corrective measure described in this Owners Report. Furthermore, neither the Inspector nor his employer shall be liable in any manner for any personal injury or property damage or a loss of any kind arising from or connected with this inspection.

Robert McGill  
Inspector's Signature

Commissions NC 978

Date 1-11, 2001

**FORM NIS-2 OWNER'S REPORT FOR REPAIRS OR REPLACEMENTS**

As Required By The Provisions Of The ASME Code Section XI

1. Owner DUKE POWER COMPANY

1a Date 12/18/00

Sheet 1 of 1

Address 526 S. CHURCH STREET. CHARLOTTE N.C. 28201-10062. Plant CATAWBA NUCLEAR STATION2a Unit ☒ 1 ☐ 2 ☐ 3 ☐ Shared (specify Units ☐ )Address 4800 CONCORD RD. YORK, S.C. 297453. Work Performed By Duke Power Company

3a Work Order # 98254419-29

Address 526 S. Church St. Charlotte, N.C. 28201-1006Type Code Symbol Stamp N/A Authorization No. N/A

3b NSM or MN # NA

Expiration Date N/A

4 Identification of System

Class C

RN NUCLEAR SERVICE WATER SYSTEM

5. (a) Applicable Construction Code III 1974 Edition, S'75 Addenda, NONE Code Cases

(b) Applicable Edition of Section XI Utilized for Repairs or Replacements 1989 Addenda NONE

6. Identification of Components Repaired or Replacement Components

	Column 1	Column 2	Column 3	Column 4	Column 5	Column 6	Column 7	Column 8
	Name of Component	Name of Manufacturer	Manufacturer Serial Number	N B Number	Other Identification (Size)	Year Built	Repaired. Replaced, or Replacement	ASME Code Stamped (yes or no)
A	Bolting				Rod SA193 Hex Nuts-SA193 for valve 1RN049A <i>4 cts 1/3/01</i>		REPLACEMENT	
B							REPAIRED	
C							REPAIRED	
D							REPAIRED	
E							REPAIRED	
F							REPAIRED	

NOTE: Supplemental sheets in form of lists, sketches, or drawings may be used, provided (1) size is 8 1/2 in. x 11 in. (2) information in items 1 through 6 on this reports included on each sheet, and (3) each sheet is numbered and the number of sheets is recorded at the top of this form.

7. Description of Work Install Re-furbished Valve \_

8. Test Conducted: Hydrostatic ☐ Pneumatic ☐ Nominal Operating Pressure ☐ Other ☐ Exempt ☒  
Pressure                      psig                      Test Temp.                      deg.F.

9. Remarks \_\_\_\_\_  
\_\_\_\_\_  
\_\_\_\_\_

(Applicable Manufacturers Data Records to be attached)

#### CERTIFICATE OF COMPLIANCE

We certify that the statements made in the report are correct and this repair or replacement conforms to the rules of the rules of the ASME Code, Section XI.

Type Code Symbol Stamp N/A

Expiration Date N/A

Certificate of Authorization No. N/A

Signed

Paul L. Smith  
Owner or Owner's Designee, Title

TECH SPEC

Date

12/18, 2000

#### CERTIFICATE OF INSERVICE INSPECTION

I, the undersigned, holding a valid commission issued by the National Board of Boiler and Pressure Vessel Inspectors and the

State or Province of NORTH CAROLINA and employed by HSB I AND I Company of Hartford Connecticut have inspected the components described in this Owners Report during the period 10-29-00 to 1-3-01 and state that to the best of my knowledge and belief, the Owner has performed examinations and taken corrective measures described in this Owner's Report in accordance with the requirements of the ASME Code, Section XI.

By signing this certificate neither the Inspector nor his employer makes any warranty, expressed or implied, concerning the examinations and corrective measure described in this Owners Report. Furthermore, neither the Inspector nor his employer shall be liable in any manner for any personal injury or property damage or a loss of any kind arising from or connected with this inspection.

Robert McGill  
Inspector's Signature

Commissions NC 978

Date 1-3, 2001

**FORM NIS-2 OWNER'S REPORT FOR REPAIRS OR REPLACEMENTS**

As Required By The Provisions Of The ASME Code Section XI

1. Owner DUKE POWER COMPANY

1a Date 11/29/00

Sheet 1 of 1

Address 526 S. CHURCH STREET, CHARLOTTE N.C. 28201-10062. Plant CATAWBA NUCLEAR STATION2a Unit ☒ 1 ☐ 2 ☐ 3 ☐ Shared (specify Units ☐ )Address 4800 CONCORD RD. YORK, S.C. 297453. Work Performed By Duke Power Company

3a Work Order # 98254419-32

Address 526 S. Church St. Charlotte, N.C. 28201-1006Type Code Symbol Stamp N/A Authorization No. N/A

3b NSM or MN # NA

Expiration Date N/A

4 Identification of System

Class C

RN NUCLEAR SERVICE WATER SYSTEM

5. (a) Applicable Construction Code III 1974 Edition, S'75 Addenda, NONE Code Cases

(b) Applicable Edition of Section XI Utilized for Repairs or Replacements 1989 Addenda NONE

6. Identification of Components Repaired or Replacement Components

	Column 1	Column 2	Column 3	Column 4	Column 5	Column 6	Column 7	Column 8
	Name of Component	Name of Manufacturer	Manufacturer Serial Number	N B Number	Other Identification (Size)	Year Built	Repaired, Replaced, or Replacement	ASME Code Stamped (yes or no)
A	Bolting				Threaded Rod- SA193, Hex Nuts-SA194 for valve 1RN50B		REPLACEMENT	
B							REPAIRED	
C							REPAIRED	
D							REPAIRED	
E							REPAIRED	
F							REPAIRED	

NOTE: Supplemental sheets in form of lists, sketches, or drawings may be used, provided (1) size is 8 1/2 in. x 11 in. (2) information in items 1 through 6 on this reports included on each sheet, and (3) each sheet is numbered and the number of sheets is recorded at the top of this form.

7. Description of Work Install Refurbished Valve 1RN50B\_

8. Test Conducted: Hydrostatic ☐ Pneumatic ☐ Nominal Operating Pressure ☐ Other ☐ Exempt ☒  
Pressure psig Test Temp. deg.F.

9. Remarks \_\_\_\_\_

(Applicable Manufacturers Data Records to be attached)

#### CERTIFICATE OF COMPLIANCE

We certify that the statements made in the report are correct and this repair or replacement conforms to the rules of the rules of the ASME Code, Section XI.

Type Code Symbol Stamp N/A

Expiration Date N/A

Certificate of Authorization No. N/A

Signed Paul D. Smith TECH SPEC Date 11/29, 20 00  
Owner or Owner's Designee, Title

#### CERTIFICATE OF INSERVICE INSPECTION

I, the undersigned, holding a valid commission issued by the National Board of Boiler and Pressure Vessel Inspectors and the

State or Province of NORTH CAROLINA and employed by HSB I AND I Company of Hartford Connecticut have inspected the components described in this Owners Report during the period 10-27-00 to 1-4-01 and state that to the best of my knowledge and belief, the Owner has performed examinations and taken corrective measures described in this Owner's Report in accordance with the requirements of the ASME Code, Section XI.

By signing this certificate neither the Inspector nor his employer makes any warranty, expressed or implied, concerning the examinations and corrective measure described in this Owners Report. Furthermore, neither the Inspector nor his employer shall be liable in any manner for any personal injury or property damage or a loss of any kind arising from or connected with this inspection.

Robert M. Smith  
Inspector's Signature

Commissions NC 978

Date 1-4, 20 01

**FORM NIS-2 OWNER'S REPORT FOR REPAIRS OR REPLACEMENTS**

As Required By The Provisions Of The ASME Code Section XI

1. Owner DUKE POWER COMPANY

1a Date 04/05/00

Sheet 1 of 1

Address 526 S. CHURCH STREET, CHARLOTTE N.C. 28201-10062. Plant CATAWBA NUCLEAR STATION2a Unit ☒ 1 ☐ 2 ☐ 3 ☐ Shared (specify Units ☐ )Address 4800 CONCORD RD. YORK, S.C. 297453. Work Performed By Duke Power Company

3a Work Order # 98261320-01

Address 526 S. Church St. Charlotte, N.C. 28201-1006Type Code Symbol Stamp N/A Authorization No. N/A

3b NSM or MN # N/A

Expiration Date N/A4 Identification of System KF SPENT FUEL COOLING SYSTEMClass C

5. (a) Applicable Construction Code III 1974 Edition, S'75 Addenda, NONE Code Cases

(b) Applicable Edition of Section XI Utilized for Repairs or Replacements 1989 Addenda NONE

6. Identification of Components Repaired or Replacement Components

	Column 1	Column 2	Column 3	Column 4	Column 5	Column 6	Column 7	Column 8
	Name of Component	Name of Manufacturer	Manufacturer Serial Number	N B Number	Other Identification (Size)	Year Built	Repaired. Replaced. or Replacement	ASME Code Stamped (yes or no)
A	Trunion Bolts				For Fuel Pool Post Filter "1A"		REPLACEMENT	
B							REPAIRED	
C							REPAIRED	
D							REPAIRED	
E							REPAIRED	
F							REPAIRED	

NOTE: Supplemental sheets in form of lists, sketches, or drawings may be used, provided (1) size is 8 1/2 in. x 11 in. (2) information in items 1 through 6 on this reports included on each sheet, and (3) each sheet is numbered and the number of sheets is recorded at the top of this form.

7. Description of Work Replace Trunnion Bolts \_

8. Test Conducted: Hydrostatic ☐ Pneumatic ☐ Nominal Operating Pressure ☐ Other ☐ Exempt ☒  
Pressure psig Test Temp. deg.F.

9. Remarks \_\_\_\_\_  
\_\_\_\_\_  
\_\_\_\_\_

(Applicable Manufacturers Data Records to be attached)

#### CERTIFICATE OF COMPLIANCE

We certify that the statements made in the report are correct and this repair or replacement conforms to the rules of the rules of the ASME Code, Section XI.

Type Code Symbol Stamp N/A

Expiration Date N/A

Certificate of Authorization No. N/A

Signed *Paul L. Smith* TECH SPEC Date 4/5, 2000  
Owner or Owner's Designee, Title

#### CERTIFICATE OF INSERVICE INSPECTION

I, the undersigned, holding a valid commission issued by the National Board of Boiler and Pressure Vessel Inspectors and the

State or Province of NORTH CAROLINA and employed by HSB I AND I Company of Hartford Connecticut have inspected the components described in this Owners Report during the period 3-31-00 to 4-6-00 and state that to the best of my knowledge and belief, the Owner has performed examinations and taken corrective measures described in this Owner's Report in accordance with the requirements of the ASME Code, Section XI.

By signing this certificate neither the Inspector nor his employer makes any warranty, expressed or implied, concerning the examinations and corrective measure described in this Owners Report. Furthermore, neither the Inspector nor his employer shall be liable in any manner for any personal injury or property damage or a loss of any kind arising from or connected with this inspection.

*Robert M. Giel*  
Inspector's Signature

Commissions NC 978

Date 4-6, 2000

**FORM NIS-2 OWNER'S REPORT FOR REPAIRS OR REPLACEMENTS**

As Required By The Provisions Of The ASME Code Section XI

1. Owner DUKE POWER COMPANY

1a Date 08/29/00

Sheet 1 of 1

Address 526 S. CHURCH STREET, CHARLOTTE N.C. 28201-10062. Plant CATAWBA NUCLEAR STATION2a Unit ☒ 1 ☐ 2 ☐ 3 ☐ Shared (specify Units ☐ )Address 4800 CONCORD RD. YORK, S.C. 297453. Work Performed By Duke Power Company

3a Work Order # 98261887-02

Address 526 S. Church St. Charlotte, N.C. 28201-1006Type Code Symbol Stamp N/A Authorization No. N/A

3b NSM or MN # N/A

Expiration Date N/A4 Identification of System KC COMPONENT COOLING SYSTEM Class C

5. (a) Applicable Construction Code III 1974 Edition, S'75 Addenda, NONE Code Cases

(b) Applicable Edition of Section XI Utilized for Repairs or Replacements 1989 Addenda NONE

6. Identification of Components Repaired or Replacement Components

	Column 1	Column 2	Column 3	Column 4	Column 5	Column 6	Column 7	Column 8
	Name of Component	Name of Manufacturer	Manufacturer Serial Number	N B Number	Other Identification (Size)	Year Built	Repaired. Replaced. or Replacement	ASME Code Stamped (yes or no)
A	Disc	Pacific Valve	2	N/A	Base Metal repair perform on valve disc with item #2B-326		REPAIRED	
B							REPAIRED	
C							REPAIRED	
D							REPAIRED	
E							REPAIRED	
F							REPAIRED	

NOTE: Supplemental sheets in form of lists, sketches, or drawings may be used, provided (1) size is 8 1/2 in. x 11 in. (2) information in items 1 through 6 on this reports included on each sheet, and (3) each sheet is numbered and the number of sheets is recorded at the top of this form.

7. Description of Work Repair Disc Assembly\_

8. Test Conducted: Hydrostatic ☐ Pneumatic ☐ Nominal Operating Pressure ☐ Other ☐ Exempt ☒  
Pressure                      psig                      Test Temp.                      deg.F.

9. Remarks \_\_\_\_\_

(Applicable Manufacturers Data Records to be attached)

#### CERTIFICATE OF COMPLIANCE

We certify that the statements made in the report are correct and this repair or replacement conforms to the rules of the rules of the ASME Code, Section XI.

Type Code Symbol Stamp N/A

Expiration Date N/A

Certificate of Authorization No. N/A

Signed

Paul L. S. A.  
Owner or Owner's Designee, Title

TECH SPEC

Date 8/29

,20 00

#### CERTIFICATE OF INSERVICE INSPECTION

I, the undersigned, holding a valid commission issued by the National Board of Boiler and Pressure Vessel Inspectors and the

State or Province of NORTH CAROLINA and employed by HSB I AND I Company of Hartford Connecticut have inspected the components described in this Owners Report during the period 8-2-00 to 8-29-00 and state that to the best of my knowledge and belief, the Owner has performed examinations and taken corrective measures described in this Owner's Report in accordance with the requirements of the ASME Code, Section XI.

By signing this certificate neither the Inspector nor his employer makes any warranty, expressed or implied, concerning the examinations and corrective measure described in this Owners Report. Furthermore, neither the Inspector nor his employer shall be liable in any manner for any personal injury or property damage or a loss of any kind arising from or connected with this inspection.

Robert M. Lill  
Inspector's Signature

Commissions NC 978

Date 8-29, 20 00

**FORM NIS-2 OWNER'S REPORT FOR REPAIRS OR REPLACEMENTS**

As Required By The Provisions Of The ASME Code Section XI

1. Owner DUKE POWER COMPANY

1a Date 01/11/01

Sheet 1 of 1

Address 526 S. CHURCH STREET. CHARLOTTE N.C. 28201-10062. Plant CATAWBA NUCLEAR STATION2a Unit ☐ 1 ☐ 2 ☐ 3 ☐ Shared (specify Units ☐ )Address 4800 CONCORD RD. YORK, S.C. 297453. Work Performed By Duke Power Company

3a Work Order # 98262700-01/02

Address 526 S. Church St. Charlotte, N.C. 28201-1006Type Code Symbol Stamp N/A Authorization No. N/A

3b NSM or MN # CE10753

Expiration Date N/A4 Identification of System KC COMPONENT COOLING SYSTEM Class C

5. (a) Applicable Construction Code III 1974 Edition, S'75 Addenda, NONE Code Cases

(b) Applicable Edition of Section XI Utilized for Repairs or Replacements 1989 Addenda NONE

6. Identification of Components Repaired or Replacement Components

	Column 1	Column 2	Column 3	Column 4	Column 5	Column 6	Column 7	Column 8
	Name of Component	Name of Manufacturer	Manufacturer Serial Number	N B Number	Other Identification (Size)	Year Built	Repaired. Replaced. or Replacement	ASME Code Stamped (yes or no)
A	Valve	BIF	N44462-20	126	For valve tag #1KC-006	1977	REPLACED	
B	Valve	Fisher	51650-010B	389	For valve tag #1KC-006	2000	REPLACED	
C	Bolting				Treaded Rod-SA193, Hex Nuts-SA194		REPLACED	
D							REPAIRED	
E							REPAIRED	
F							REPAIRED	

NOTE: Supplemental sheets in form of lists, sketches, or drawings may be used, provided (1) size is 8 1/2 in. x 11 in. (2) information in items 1 through 6 on this reports included on each sheet, and (3) each sheet is numbered and the number of sheets is recorded at the top of this form.

7. Description of Work Replace Valve 1KC-006\_

8. Test Conducted: Hydrostatic ☐ Pneumatic ☐ Nominal Operating Pressure ☒ Other ☐ Exempt ☐  
Pressure 95 psig Test Temp. 75 deg.F.

9. Remarks \_\_\_\_\_

(Applicable Manufacturers Data Records to be attached)

#### CERTIFICATE OF COMPLIANCE

We certify that the statements made in the report are correct and this repair or replacement conforms to the rules of the ASME Code, Section XI.

Type Code Symbol Stamp N/A

Expiration Date N/A

Certificate of Authorization No. N/A

Signed

Paul L. Smith  
Owner or Owner's Designee, Title

TECH SPEC

Date

1/11, 2001

#### CERTIFICATE OF INSERVICE INSPECTION

I, the undersigned, holding a valid commission issued by the National Board of Boiler and Pressure Vessel Inspectors and the

State or Province of NORTH CAROLINA and employed by HSB I AND I Company of Hartford Connecticut have inspected the components described in this Owners Report during the period 10-20-00 to 1-11-01 and state that to the best of my knowledge and belief, the Owner has performed examinations and taken corrective measures described in this Owner's Report in accordance with the requirements of the ASME Code, Section XI.

By signing this certificate neither the Inspector nor his employer makes any warranty, expressed or implied, concerning the examinations and corrective measure described in this Owners Report. Furthermore, neither the Inspector nor his employer shall be liable in any manner for any personal injury or property damage or a loss of any kind arising from or connected with this inspection.

Robert m. Sullivan  
Inspector's Signature

Commissions NC 978

Date 1-11, 2001

**FORM NIS-2 OWNER'S REPORT FOR REPAIRS OR REPLACEMENTS**

As Required By The Provisions Of The ASME Code Section XI

1. Owner DUKE POWER COMPANY

1a Date 01/04/01

Sheet 1 of 1

Address 526 S. CHURCH STREET. CHARLOTTE N.C. 28201-10062. Plant CATAWBA NUCLEAR STATION2a Unit ☒ 1 ☐ 2 ☐ 3 ☐ Shared (specify Units ☐ )Address 4800 CONCORD RD. YORK, S.C. 297453. Work Performed By Duke Power Company

3a Work Order # 98262701-01/03

Address 526 S. Church St. Charlotte, N.C. 28201-1006Type Code Symbol Stamp N/A Authorization No. N/A

3b NSM or MN # CE10753

Expiration Date N/A4 Identification of System KC COMPONENT COOLING SYSTEM Class C

5. (a) Applicable Construction Code III 1974 Edition, S'75 Addenda, NONE Code Cases

(b) Applicable Edition of Section XI Utilized for Repairs or Replacements 1989 Addenda NONE

6. Identification of Components Repaired or Replacement Components

	Column 1	Column 2	Column 3	Column 4	Column 5	Column 6	Column 7	Column 8
	Name of Component	Name of Manufacturer	Manufacturer Serial Number	N B Number	Other Identification (Size)	Year Built	Repaired. Replaced. or Replacement	ASME Code Stamped (yes or no)
A	Bolting				Studs-SA193, Hex Nuts-SA194 for valve 1KC-004		REPLACED	
B	Valve	BIF	44462-4	114	Valve tag #1KC-004	1977	REPLACED	
C	Valve	Fisher	5162D-10A	388	Valve Tag #1KC-004	2000	REPLACED	
D							REPAIRED	
E							REPAIRED	
F							REPAIRED	

NOTE: Supplemental sheets in form of lists, sketches, or drawings may be used, provided (1) size is 8 1/2 in. x 11 in. (2) information in items 1 through 6 on this reports included on each sheet, and (3) each sheet is numbered and the number of sheets is recorded at the top of this form.

7. Description of Work Replace 1KC-004\_

8. Test Conducted: Hydrostatic ☐ Pneumatic ☐ Nominal Operating Pressure ☒ Other ☐ Exempt ☐  
Pressure 20 psig Test Temp. 75 deg.F.

9. Remarks \_\_\_\_\_

(Applicable Manufacturers Data Records to be attached)

#### CERTIFICATE OF COMPLIANCE

We certify that the statements made in the report are correct and this repair or replacement conforms to the rules of the ASME Code, Section XI.

Type Code Symbol Stamp N/A

Expiration Date N/A

Certificate of Authorization No. N/A

Signed Paul L. Smith TECH SPEC Date 1/4, 20 01  
Owner or Owner's Designee, Title

#### CERTIFICATE OF INSERVICE INSPECTION

I, the undersigned, holding a valid commission issued by the National Board of Boiler and Pressure Vessel Inspectors and the

State or Province of NORTH CAROLINA and employed by HSB I AND L Company of Hartford Connecticut have inspected the components described in this Owners Report during the period 10-20-00 to 1-11-01 and state that to the best of my knowledge and belief, the Owner has performed examinations and taken corrective measures described in this Owner's Report in accordance with the requirements of the ASME Code, Section XI.

By signing this certificate neither the Inspector nor his employer makes any warranty, expressed or implied, concerning the examinations and corrective measure described in this Owners Report. Furthermore, neither the Inspector nor his employer shall be liable in any manner for any personal injury or property damage or a loss of any kind arising from or connected with this inspection.

Robert M. Hill  
Inspector's Signature

Commissions NC 978

Date 1-11, 20 01

**FORM NIS-2 OWNER'S REPORT FOR REPAIRS OR REPLACEMENTS**

As Required By The Provisions Of The ASME Code Section XI

1. Owner DUKE POWER COMPANY

1a Date 09/13/00

Sheet 1 of 1

Address 526 S. CHURCH STREET. CHARLOTTE N.C. 28201-10062. Plant CATAWBA NUCLEAR STATION2a Unit ☒ 1 ☐ 2 ☐ 3 ☐ Shared (specify Units ☐ )Address 4800 CONCORD RD. YORK, S.C. 297453. Work Performed By Duke Power Company3a Work Order # 98262706-01/98256042-01/02Address 526 S. Church St. Charlotte, N.C. 28201-1006Type Code Symbol Stamp N/A Authorization No. N/A3b NSM or MN # N/AExpiration Date N/A4 Identification of System VG – Diesel Generator Starting Air System Class C

5. (a) Applicable Construction Code III 1974 Edition, S'75 Addenda, N-416-1 Code Cases

(b) Applicable Edition of Section XI Utilized for Repairs or Replacements 1989 Addenda NONE

6. Identification of Components Repaired or Replacement Components

	Column 1	Column 2	Column 3	Column 4	Column 5	Column 6	Column 7	Column 8
	Name of Component	Name of Manufacturer	Manufacturer Serial Number	N B Number	Other Identification (Size)	Year Built	Repaired. Replaced. or Replacement	ASME Code Stamped (yes or no)
A	End Cap	Process Equipment	F-0127B	5314	Diesel Gen. Aftercooler "1A2"	1979	REPLACED	
B	6" Pipe & Flange	Duke Power Co.	C-1VG	95	Carbon Steel SA105/106		REPLACED	
C	3/8" Plate 1/2"	Duke Power Co.	C-1VG	95	SA-515 Grade 70		REPLACED	
D	Pipe Welds	Duke Power Co.	C-1VG	95	Welds 1212.03-003.001-1A2-13 " " " 14 15		REPAIRED	
E							REPAIRED	
F							REPAIRED	

NOTE: Supplemental sheets in form of lists, sketches, or drawings may be used, provided (1) size is 8 1/2 in. x 11 in. (2) information in items 1 through 6 on this report included on each sheet, and (3) each sheet is numbered and the number of sheets is recorded at the top of this form.

7. Description of Work Replace Endcap \_

8. Test Conducted: Hydrostatic ☐ Pneumatic ☒ Nominal Operating Pressure ☐ Other ☐ Exempt ☐  
Pressure 70 psig Test Temp. 78 deg.F.

9. Remarks \_\_\_\_\_

(Applicable Manufacturers Data Records to be attached)

#### CERTIFICATE OF COMPLIANCE

We certify that the statements made in the report are correct and this repair or replacement conforms to the rules of the ASME Code, Section XI.

Type Code Symbol Stamp N/A

Expiration Date N/A

Certificate of Authorization No. N/A

Signed Robert M. Still TECH SPEC Date 9/13, 20 00  
Owner or Owner's Designee, Title

#### CERTIFICATE OF INSERVICE INSPECTION

I, the undersigned, holding a valid commission issued by the National Board of Boiler and Pressure Vessel Inspectors and the

State or Province of NORTH CAROLINA and employed by HSB I AND I Company of Hartford Connecticut have inspected the components described in this Owners Report during the period 5-10-00 to 9-14-00 and state that to the best of my knowledge and belief, the Owner has performed examinations and taken corrective measures described in this Owner's Report in accordance with the requirements of the ASME Code, Section XI.

By signing this certificate neither the Inspector nor his employer makes any warranty, expressed or implied, concerning the examinations and corrective measure described in this Owners Report. Furthermore, neither the Inspector nor his employer shall be liable in any manner for any personal injury or property damage or a loss of any kind arising from or connected with this inspection.

Robert M. Still  
Inspector's Signature

Commissions NC 978

Date 9-14, 20 00

**FORM NIS-2 OWNER'S REPORT FOR REPAIRS OR REPLACEMENTS**

As Required By The Provisions Of The ASME Code Section XI

1. Owner DUKE POWER COMPANY

1a Date 11/15/00

Sheet 1 of 1

Address 526 S. CHURCH STREET. CHARLOTTE N.C. 28201-10062. Plant CATAWBA NUCLEAR STATION2a Unit ☒ 1 ☐ 2 ☐ 3 ☐ Shared (specify Units ☐ )Address 4800 CONCORD RD. YORK, S.C. 297453. Work Performed By Duke Power Company

3a Work Order # 98263347-01

Address 526 S. Church St. Charlotte, N.C. 28201-1006Type Code Symbol Stamp N/A Authorization No. N/A

3b NSM or MN # CE10755

Expiration Date N/A

4 Identification of System

Class C

RN NUCLEAR SERVICE WATER SYSTEM

5. (a) Applicable Construction Code III 1974 Edition, S'75 Addenda, NONE Code Cases

(b) Applicable Edition of Section XI Utilized for Repairs or Replacements 1989 Addenda NONE

6. Identification of Components Repaired or Replacement Components

	Column 1	Column 2	Column 3	Column 4	Column 5	Column 6	Column 7	Column 8
	Name of Component	Name of Manufacturer	Manufacturer Serial Number	N B Number	Other Identification (Size)	Year Built	Repaired. Replaced. or Replacement	ASME Code Stamped (yes or no)
A	Valve	BIF	44465-5	95	For valve tag # 1RN-837	1977	REPLACED	
B	Valve	Fisher	4475B-01	387	For valve tag #1RN-837	1998	REPLACED	
C	Bolting				Rod- SA193, Nut- SA194		REPLACED	
D							REPAIRED	
E							REPAIRED	
F							REPAIRED	

NOTE: Supplemental sheets in form of lists, sketches, or drawings may be used, provided (1) size is 8 1/2 in. x 11 in. (2) information in items 1 through 6 on this reports included on each sheet, and (3) each sheet is numbered and the number of sheets is recorded at the top of this form.

7. Description of Work Replace valve 1RN-837\_

8. Test Conducted: Hydrostatic ☐ Pneumatic ☐ Nominal Operating Pressure ☒ Other ☐ Exempt ☐  
Pressure 55 psig Test Temp. 67 deg.F.

9. Remarks \_\_\_\_\_  
\_\_\_\_\_  
\_\_\_\_\_

(Applicable Manufacturers Data Records to be attached)

### CERTIFICATE OF COMPLIANCE

We certify that the statements made in the report are correct and this repair or replacement conforms to the rules of the rules of the ASME Code, Section XI.

Type Code Symbol Stamp N/A

Expiration Date N/A

Certificate of Authorization No. N/A

Signed Paul L. Smith TECH SPEC Date 11/15, 20 00  
Owner or Owner's Designee, Title

### CERTIFICATE OF INSERVICE INSPECTION

I, the undersigned, holding a valid commission issued by the National Board of Boiler and Pressure Vessel Inspectors and the

State or Province of NORTH CAROLINA and employed by HSB I AND I Company of Hartford Connecticut have inspected the components described in this Owners Report during the period 10-23-00 to 11-16-00 and state that to the best of my knowledge and belief, the Owner has performed examinations and taken corrective measures described in this Owner's Report in accordance with the requirements of the ASME Code, Section XI.

By signing this certificate neither the Inspector nor his employer makes any warranty, expressed or implied, concerning the examinations and corrective measure described in this Owners Report. Furthermore, neither the Inspector nor his employer shall be liable in any manner for any personal injury or property damage or a loss of any kind arising from or connected with this inspection.

Robert M. Lill  
Inspector's Signature

Commissions NC 978

Date 11-16, 20 00

**FORM NIS-2 OWNER'S REPORT FOR REPAIRS OR REPLACEMENTS**

As Required By The Provisions Of The ASME Code Section XI

1. Owner DUKE POWER COMPANYAddress 526 S. CHURCH STREET. CHARLOTTE N.C. 28201-10062. Plant CATAWBA NUCLEAR STATIONAddress 4800 CONCORD RD. YORK, S.C. 297453. Work Performed By Duke Power CompanyAddress 526 S. Church St. Charlotte, N.C. 28201-1006Type Code Symbol Stamp N/A Authorization No. N/AExpiration Date N/A4 Identification of System CA AUXILIARY FEEDWATER SYSTEM Class B

5. (a) Applicable Construction Code III 1974 Edition, S'75 Addenda, NONE Code Cases

(b) Applicable Edition of Section XI Utilized for Repairs or Replacements 1989 Addenda NONE

6. Identification of Components Repaired or Replacement Components

1a Date 12/19/00

Sheet 1 of 1

2a Unit ☒ 1 ☐ 2 ☐ 3 ☐ Shared (specify Units ☐ )3a Work Order # 98266495-053b NSM or MN # NA

	Column 1	Column 2	Column 3	Column 4	Column 5	Column 6	Column 7	Column 8
	Name of Component	Name of Manufacturer	Manufacturer Serial Number	N B Number	Other Identification (Size)	Year Built	Repaired. Replaced. or Replacement	ASME Code Stamped (yes or no)
A	Hanger Welds	Duke Power Co.	C-1CA	121	1-R-CA-1682-13,12,11,14		REPLACED	
B							REPAIRED	
C							REPAIRED	
D							REPAIRED	
E							REPAIRED	
F							REPAIRED	

NOTE: Supplemental sheets in form of lists, sketches, or drawings may be used, provided (1) size is 8 1/2 in. x 11 in. (2) information in items 1 through 6 on this reports included on each sheet, and (3) each sheet is numbered and the number of sheets is recorded at the top of this form.

7. Description of Work Restore Support 1-R-CA-1682\_

8. Test Conducted: Hydrostatic ☐ Pneumatic ☐ Nominal Operating Pressure ☐ Other ☐ Exempt ☒  
Pressure psig Test Temp. deg.F.

9. Remarks \_\_\_\_\_

(Applicable Manufacturers Data Records to be attached)

#### CERTIFICATE OF COMPLIANCE

We certify that the statements made in the report are correct and this repair or replacement conforms to the rules of the rules of the ASME Code, Section XI.

Type Code Symbol Stamp N/A

Expiration Date N/A

Certificate of Authorization No. N/A

Signed Paul L. Smith TECH SPEC Date 12/19, 2000  
Owner or Owner's Designee, Title

#### CERTIFICATE OF INSERVICE INSPECTION

I, the undersigned, holding a valid commission issued by the National Board of Boiler and Pressure Vessel Inspectors and the

State or Province of NORTH CAROLINA and employed by HSB I AND I Company of Hartford Connecticut have inspected the components described in this Owners Report during the period 5-17-00 to 1-3-01 and state that to the best of my knowledge and belief, the Owner has performed examinations and taken corrective measures described in this Owner's Report in accordance with the requirements of the ASME Code, Section XI.

By signing this certificate neither the Inspector nor his employer makes any warranty, expressed or implied, concerning the examinations and corrective measure described in this Owners Report. Furthermore, neither the Inspector nor his employer shall be liable in any manner for any personal injury or property damage or a loss of any kind arising from or connected with this inspection.

Robert M. Smith  
Inspector's Signature

Commissions NC 978

Date 1-3, 2001

**FORM NIS-2 OWNER'S REPORT FOR REPAIRS OR REPLACEMENTS**

As Required By The Provisions Of The ASME Code Section XI

1. Owner DUKE POWER COMPANY

1a Date 12/13/00

Sheet 1 of 1

Address 526 S. CHURCH STREET. CHARLOTTE N.C. 28201-10062. Plant CATAWBA NUCLEAR STATION2a Unit ☒ 1 ☐ 2 ☐ 3 ☐ Shared (specify Units ☐ )Address 4800 CONCORD RD. YORK, S.C. 297453. Work Performed By Duke Power Company

3a Work Order # 98267772-01

Address 526 S. Church St. Charlotte, N.C. 28201-1006Type Code Symbol Stamp N/A Authorization No. N/A

3b NSM or MN # NA

Expiration Date N/A4 Identification of System NI SAFETY INJECTION SYSTEM

Class A

5. (a) Applicable Construction Code III 1974 Edition, S'75 Addenda, NONE Code Cases

(b) Applicable Edition of Section XI Utilized for Repairs or Replacements 1989 Addenda NONE

6. Identification of Components Repaired or Replacement Components

	Column 1	Column 2	Column 3	Column 4	Column 5	Column 6	Column 7	Column 8
	Name of Component	Name of Manufacturer	Manufacturer Serial Number	N B Number	Other Identification (Size)	Year Built	Repaired. Replaced. or Replacement	ASME Code Stamped (yes or no)
A	Disc	westinghouse	19551307C79		For valve tag #1NI094		REPLACED	
B	Disc	westinghouse	RP-1002		For valve tag #1NI094		REPLACED	
C							REPAIRED	
D							REPAIRED	
E							REPAIRED	
F							REPAIRED	

NOTE: Supplemental sheets in form of lists, sketches, or drawings may be used, provided (1) size is 8 1/2 in. x 11 in. (2) information in items 1 through 6 on this report included on each sheet, and (3) each sheet is numbered and the number of sheets is recorded at the top of this form.

7. Description of Work I/R Valve 1NI094\_\_

8. Test Conducted: Hydrostatic ☐ Pneumatic ☐ Nominal Operating Pressure ☐ Other ☐ Exempt ☒  
Pressure                      psig                      Test Temp.                      deg.F.

9. Remarks \_\_\_\_\_  
\_\_\_\_\_  
\_\_\_\_\_

(Applicable Manufacturers Data Records to be attached)

#### CERTIFICATE OF COMPLIANCE

We certify that the statements made in the report are correct and this repair or replacement conforms to the rules of the rules of the ASME Code, Section XI.

Type Code Symbol Stamp N/A

Expiration Date N/A

Certificate of Authorization No. N/A

Signed Paul D. Smith TECH SPEC Date 12/13, 2000  
Owner or Owner's Designee, Title

#### CERTIFICATE OF INSERVICE INSPECTION

I, the undersigned, holding a valid commission issued by the National Board of Boiler and Pressure Vessel Inspectors and the

State or Province of NORTH CAROLINA and employed by HSB I AND I Company of Hartford Connecticut have inspected the components described in this Owners Report during the period 10-28-00 to 1-11-01 and state that to the best of my knowledge and belief, the Owner has performed examinations and taken corrective measures described in this Owner's Report in accordance with the requirements of the ASME Code, Section XI.

By signing this certificate neither the Inspector nor his employer makes any warranty, expressed or implied, concerning the examinations and corrective measure described in this Owners Report. Furthermore, neither the Inspector nor his employer shall be liable in any manner for any personal injury or property damage or a loss of any kind arising from or connected with this inspection.

Robert M. Smith  
Inspector's Signature

Commissions NC 978

Date 1-11, 2001

**FORM NIS-2 OWNER'S REPORT FOR REPAIRS OR REPLACEMENTS**

As Required By The Provisions Of The ASME Code Section XI

1. Owner DUKE POWER COMPANY

1a Date 11/27/00

Sheet 1 of 1

Address 526 S. CHURCH STREET. CHARLOTTE N.C. 28201-10062. Plant CATAWBA NUCLEAR STATION2a Unit ☒ 1 ☐ 2 ☐ 3 ☐ Shared (specify Units ☐ )Address 4800 CONCORD RD. YORK, S.C. 297453. Work Performed By Duke Power Company

3a Work Order # 98267773-01

Address 526 S. Church St. Charlotte, N.C. 28201-1006Type Code Symbol Stamp N/A Authorization No. N/A

3b NSM or MN # NA

Expiration Date N/A4 Identification of System NI SAFETY INJECTION SYSTEMClass A

5. (a) Applicable Construction Code III 1974 Edition, S'75 Addenda, NONE Code Cases

(b) Applicable Edition of Section XI Utilized for Repairs or Replacements 1989 Addenda NONE

6. Identification of Components Repaired or Replacement Components

	Column 1	Column 2	Column 3	Column 4	Column 5	Column 6	Column 7	Column 8
	Name of Component	Name of Manufacturer	Manufacturer Serial Number	N B Number	Other Identification (Size)	Year Built	Repaired, Replaced, or Replacement	ASME Code Stamped (yes or no)
A	Disc	westinghouse	M1087-1		For valve 1NI-82		REPLACED	
B	Disc	westinghouse	RP-1001		For valve 1NI-82		REPLACED	
C	Bolting				Studs-SA453, Hex Nuts-SA453 for valve 1NI-82		REPLACED	
D							REPAIRED	
E							REPAIRED	
F							REPAIRED	

NOTE: Supplemental sheets in form of lists, sketches, or drawings may be used, provided (1) size is 8 1/2 in. x 11 in. (2) information in items 1 through 6 on this report included on each sheet, and (3) each sheet is numbered and the number of sheets is recorded at the top of this form.

7. Description of Work I/R Valve 1NI-82\_

8. Test Conducted: Hydrostatic ☐ Pneumatic ☐ Nominal Operating Pressure ☐ Other ☐ Exempt ☒  
Pressure                      psig                      Test Temp.                      deg.F.

9. Remarks \_\_\_\_\_  
\_\_\_\_\_  
\_\_\_\_\_

(Applicable Manufacturers Data Records to be attached)

#### CERTIFICATE OF COMPLIANCE

We certify that the statements made in the report are correct and this repair or replacement conforms to the rules of the rules of the ASME Code, Section XI.

Type Code Symbol Stamp N/A

Expiration Date N/A

Certificate of Authorization No. N/A

Signed Paul L. Smith TECH SPEC Date 11/27, 2000  
Owner or Owner's Designee, Title

#### CERTIFICATE OF INSERVICE INSPECTION

I, the undersigned, holding a valid commission issued by the National Board of Boiler and Pressure Vessel Inspectors and the

State or Province of NORTH CAROLINA and employed by HSB I AND I Company of Hartford Connecticut have inspected the components described in this Owners Report during the period 10-28-00 to 1-8-01 and state that to the best of my knowledge and belief, the Owner has performed examinations and taken corrective measures described in this Owner's Report in accordance with the requirements of the ASME Code, Section XI.

By signing this certificate neither the Inspector nor his employer makes any warranty, expressed or implied, concerning the examinations and corrective measure described in this Owners Report. Furthermore, neither the Inspector nor his employer shall be liable in any manner for any personal injury or property damage or a loss of any kind arising from or connected with this inspection.

Robert M. Smith  
Inspector's Signature

Commissions NC 978

Date 1-8, 2001

**FORM NIS-2 OWNER'S REPORT FOR REPAIRS OR REPLACEMENTS**

As Required By The Provisions Of The ASME Code Section XI

1. Owner DUKE POWER COMPANY

1a Date 11/28/00

Sheet 1 of 1

Address 526 S. CHURCH STREET. CHARLOTTE N.C. 28201-10062. Plant CATAWBA NUCLEAR STATION2a Unit ☒ 1 ☐ 2 ☐ 3 ☐ Shared (specify Units ☐ )Address 4800 CONCORD RD. YORK, S.C. 297453. Work Performed By Duke Power Company

3a Work Order # 98267774-01

Address 526 S. Church St. Charlotte, N.C. 28201-1006Type Code Symbol Stamp N/A Authorization No. N/A

3b NSM or MN # NA

Expiration Date N/A4 Identification of System NI SAFETY INJECTION SYSTEM

Class A

5. (a) Applicable Construction Code III 1974 Edition, S'75 Addenda, NONE Code Cases

(b) Applicable Edition of Section XI Utilized for Repairs or Replacements 1989 Addenda NONE

6. Identification of Components Repaired or Replacement Components

	Column 1	Column 2	Column 3	Column 4	Column 5	Column 6	Column 7	Column 8
	Name of Component	Name of Manufacturer	Manufacturer Serial Number	N B Number	Other Identification (Size)	Year Built	Repaired, Replaced, or Replacement	ASME Code Stamped (yes or no)
A	Disc	westinghouse	1967-1307C 79-G01-3		For valve tag 1NI71		REPLACED	
B	Disc	westinghouse	S-74-1947		For valve tag 1NI71		REPLACED	
C	Bolting				Stud-SA453, Hex Nuts-SA453 for valve 1NI71		REPLACED	
D							REPAIRED	
E							REPAIRED	
F							REPAIRED	

NOTE: Supplemental sheets in form of lists, sketches, or drawings may be used, provided (1) size is 8 1/2 in. x 11 in. (2) information in items 1 through 6 on this reports included on each sheet, and (3) each sheet is numbered and the number of sheets is recorded at the top of this form.

7. Description of Work Inspect Valve 1NI71\_

8. Test Conducted: Hydrostatic ☐ Pneumatic ☐ Nominal Operating Pressure ☐ Other ☐ Exempt ☒  
Pressure                      psig                      Test Temp.                      deg.F.

9. Remarks \_\_\_\_\_

(Applicable Manufacturers Data Records to be attached)

#### CERTIFICATE OF COMPLIANCE

We certify that the statements made in the report are correct and this repair or replacement conforms to the rules of the rules of the ASME Code, Section XI.

Type Code Symbol Stamp N/A

Expiration Date N/A

Certificate of Authorization No. N/A

Signed Paul L. Smith TECH SPEC Date 11/28, 2000  
Owner or Owner's Designee, Title

#### CERTIFICATE OF INSERVICE INSPECTION

I, the undersigned, holding a valid commission issued by the National Board of Boiler and Pressure Vessel Inspectors and the

State or Province of NORTH CAROLINA and employed by HSB I AND I Company of Hartford Connecticut have inspected the components described in this Owners Report during the period 10-30-00 to 1-4-01 and state that to the best of my knowledge and belief, the Owner has performed examinations and taken corrective measures described in this Owner's Report in accordance with the requirements of the ASME Code, Section XI.

By signing this certificate neither the Inspector nor his employer makes any warranty, expressed or implied, concerning the examinations and corrective measure described in this Owners Report. Furthermore, neither the Inspector nor his employer shall be liable in any manner for any personal injury or property damage or a loss of any kind arising from or connected with this inspection.

Robert Maslin  
Inspector's Signature

Commissions NC 978

Date 1-4, 2001

**FORM NIS-2 OWNER'S REPORT FOR REPAIRS OR REPLACEMENTS**

As Required By The Provisions Of The ASME Code Section XI

1. Owner DUKE POWER COMPANY

1a Date 12/18/00

Sheet 1 of 1

Address 526 S. CHURCH STREET. CHARLOTTE N.C. 28201-10062. Plant CATAWBA NUCLEAR STATION2a Unit ☒ 1 ☐ 2 ☐ 3 ☐ Shared (specify Units ☐ )Address 4800 CONCORD RD. YORK, S.C. 297453. Work Performed By Duke Power Company

3a Work Order # 98267775-01

Address 526 S. Church St. Charlotte, N.C. 28201-1006Type Code Symbol Stamp N/A Authorization No. N/A

3b NSM or MN # NA

Expiration Date N/A4 Identification of System NI SAFETY INJECTION SYSTEM

Class A

5. (a) Applicable Construction Code III 1974 Edition, S'75 Addenda, NONE Code Cases

(b) Applicable Edition of Section XI Utilized for Repairs or Replacements 1989 Addenda NONE

6. Identification of Components Repaired or Replacement Components

	Column 1	Column 2	Column 3	Column 4	Column 5	Column 6	Column 7	Column 8
	Name of Component	Name of Manufacturer	Manufacturer Serial Number	N B Number	Other Identification (Size)	Year Built	Repaired. Replaced. or Replacement	ASME Code Stamped (yes or no)
A	Disc	westinghouse	41671307C-79		For valve tag #1NI60		REPLACED	
B	Disc	westinghouse	RP-1003		For valve tag #1NI60		REPLACED	
C							REPAIRED	
D							REPAIRED	
E							REPAIRED	
F							REPAIRED	

NOTE: Supplemental sheets in form of lists, sketches, or drawings may be used, provided (1) size is 8 1/2 in. x 11 in. (2) information in items 1 through 6 on this reports included on each sheet, and (3) each sheet is numbered and the number of sheets is recorded at the top of this form.

7. Description of Work Inspect Check Valve 1NI60\_

8. Test Conducted: Hydrostatic ☐ Pneumatic ☐ Nominal Operating Pressure ☐ Other ☐ Exempt ☒  
Pressure psig Test Temp. deg.F.

9. Remarks \_\_\_\_\_  
\_\_\_\_\_  
\_\_\_\_\_

(Applicable Manufacturers Data Records to be attached)

### CERTIFICATE OF COMPLIANCE

We certify that the statements made in the report are correct and this repair or replacement conforms to the rules of the rules of the ASME Code, Section XI.

Type Code Symbol Stamp N/A

Expiration Date N/A

Certificate of Authorization No. N/A

Signed Paul L. Smith TECH SPEC Date 12/18, 2000  
Owner or Owner's Designee, Title

### CERTIFICATE OF INSERVICE INSPECTION

I, the undersigned, holding a valid commission issued by the National Board of Boiler and Pressure Vessel Inspectors and the State or Province of NORTH CAROLINA and employed by HSB I AND I Company of Hartford Connecticut have inspected the components described in this Owners Report during the period 10-30-00 to 1-3-01 and state that to the best of my knowledge and belief, the Owner has performed examinations and taken corrective measures described in this Owner's Report in accordance with the requirements of the ASME Code, Section XI.  
By signing this certificate neither the Inspector nor his employer makes any warranty, expressed or implied, concerning the examinations and corrective measure described in this Owners Report. Furthermore, neither the Inspector nor his employer shall be liable in any manner for any personal injury or property damage or a loss of any kind arising from or connected with this inspection.

Robert M. Lill  
Inspector's Signature

Commissions NC 978

Date 1-3, 2001

**FORM NIS-2 OWNER'S REPORT FOR REPAIRS OR REPLACEMENTS**

As Required By The Provisions Of The ASME Code Section XI

1. Owner DUKE POWER COMPANY

1a Date 11/29/00

Sheet 1 of 1

Address 526 S. CHURCH STREET. CHARLOTTE N.C. 28201-10062. Plant CATAWBA NUCLEAR STATION2a Unit ☒ 1 ☐ 2 ☐ 3 ☐ Shared (specify Units ☐ )Address 4800 CONCORD RD. YORK, S.C. 297453. Work Performed By Duke Power Company

3a Work Order # 98269305-01,02

Address 526 S. Church St. Charlotte, N.C. 28201-1006Type Code Symbol Stamp N/A Authorization No. N/A

3b NSM or MN # NA

Expiration Date N/A

4 Identification of System

Class B

NV CNEMICAL VOLUME CONTROL SYSTEM

5. (a) Applicable Construction Code III 1974 Edition, S'75 Addenda, N-416-1 Code Cases

(b) Applicable Edition of Section XI Utilized for Repairs or Replacements 1989 Addenda NONE

6. Identification of Components Repaired or Replacement Components

	Column 1	Column 2	Column 3	Column 4	Column 5	Column 6	Column 7	Column 8
	Name of Component	Name of Manufacturer	Manufacturer Serial Number	N B Number	Other Identification (Size)	Year Built	Repaired. Replaced. or Replacement	ASME Code Stamped (yes or no)
A	Pipe	Duke Power Co.	C-1NV	127	2" pipe-SA376, 90 ell-SA182		REPLACED	
B	Pipe Welds	Duke Power Co.	C-1NV	127	1NV631-8,9,7		REPLACED	
C							REPAIRED	
D							REPAIRED	
E							REPAIRED	
F							REPAIRED	

NOTE: Supplemental sheets in form of lists, sketches, or drawings may be used, provided (1) size is 8 1/2 in. x 11 in. (2) information in items 1 through 6 on this reports included on each sheet, and (3) each sheet is numbered and the number of sheets is recorded at the top of this form.

7. Description of Work Retreive Loose Part from INV-337\_

8. Test Conducted: Hydrostatic ☐ Pneumatic ☐ Nominal Operating Pressure ☒ Other ☐ Exempt ☐  
Pressure 2445 psig Test Temp. 101.4 deg.F.

9. Remarks \_\_\_\_\_  
\_\_\_\_\_  
\_\_\_\_\_

(Applicable Manufacturers Data Records to be attached)

#### CERTIFICATE OF COMPLIANCE

We certify that the statements made in the report are correct and this repair or replacement conforms to the rules of the rules of the ASME Code, Section XI.

Type Code Symbol Stamp N/A

Expiration Date N/A

Certificate of Authorization No. N/A

Signed Robert L. Smith TECH SPEC Date 11/29, 20 00  
Owner or Owner's Designee, Title

#### CERTIFICATE OF INSERVICE INSPECTION

I, the undersigned, holding a valid commission issued by the National Board of Boiler and Pressure Vessel Inspectors and the

State or Province of NORTH CAROLINA and employed by HSB I AND I Company of Hartford Connecticut have inspected the components described in this Owners Report during the period 8-12-00 to 1-4-01 and state that to the best of my knowledge and belief, the Owner has performed examinations and taken corrective measures described in this Owner's Report in accordance with the requirements of the ASME Code, Section XI.

By signing this certificate neither the Inspector nor his employer makes any warranty, expressed or implied, concerning the examinations and corrective measure described in this Owners Report. Furthermore, neither the Inspector nor his employer shall be liable in any manner for any personal injury or property damage or a loss of any kind arising from or connected with this inspection.

Robert Smith  
Inspector's Signature

Commissions NC 978

Date 1-4, 20 01

**FORM NIS-2 OWNER'S REPORT FOR REPAIRS OR REPLACEMENTS**

As Required By The Provisions Of The ASME Code Section XI

1. Owner DUKE POWER COMPANYAddress 526 S. CHURCH STREET. CHARLOTTE N.C. 28201-10062. Plant CATAWBA NUCLEAR STATIONAddress 4800 CONCORD RD. YORK, S.C. 297453. Work Performed By Duke Power CompanyAddress 526 S. Church St. Charlotte, N.C. 28201-1006Type Code Symbol Stamp N/A Authorization No. N/AExpiration Date N/A4 Identification of System NF Ice Condenser Refrigeration1a Date 01/02/01

Sheet 1 of 1

2a Unit ☒ 1 ☐ 2 ☐ 3 ☐ Shared (specify Units ☐ )3a Work Order # 98269310-043b NSM or MN # CE61546Class A

5. (a) Applicable Construction Code III 1974 Edition, S'75 Addenda, NONE Code Cases

(b) Applicable Edition of Section XI Utilized for Repairs or Replacements 1989 Addenda NONE

6. Identification of Components Repaired or Replacement Components

	Column 1	Column 2	Column 3	Column 4	Column 5	Column 6	Column 7	Column 8
	Name of Component	Name of Manufacturer	Manufacturer Serial Number	N B Number	Other Identification (Size)	Year Built	Repaired. Replaced. or Replacement	ASME Code Stamped (yes or no)
A	Welds	Duke Power Co.	C-1NF	88	Weld #Davit Arm-M371,M394 for welding Davit Arm to Penetrations		<del>REPAIRED</del> <i>Addition</i>	
B							REPAIRED	
C							REPAIRED	
D							REPAIRED	
E							REPAIRED	
F							REPAIRED	

NOTE: Supplemental sheets in form of lists, sketches, or drawings may be used, provided (1) size is 8 1/2 in. x 11 in. (2) information in items 1 through 6 on this reports included on each sheet, and (3) each sheet is numbered and the number of sheets is recorded at the top of this form.

7. Description of Work Install Lifting Device\_

8. Test Conducted: Hydrostatic ☐ Pneumatic ☐ Nominal Operating Pressure ☐ Other ☐ Exempt ☒  
Pressure                      psig                      Test Temp.                      deg.F.

9. Remarks \_\_\_\_\_  
\_\_\_\_\_  
\_\_\_\_\_

(Applicable Manufacturers Data Records to be attached)

### CERTIFICATE OF COMPLIANCE

We certify that the statements made in the report are correct and this repair or replacement conforms to the rules of the rules of the ASME Code, Section XI.

Type Code Symbol Stamp N/A

Expiration Date N/A

Certificate of Authorization No. N/A

Signed Paulton L Smith TECH SPEC Date 1/2, 2001  
Owner or Owner's Designee, Title

### CERTIFICATE OF INSERVICE INSPECTION

I, the undersigned, holding a valid commission issued by the National Board of Boiler and Pressure Vessel Inspectors and the State or Province of NORTH CAROLINA and employed by HSB I AND I Company of Hartford Connecticut have inspected the components described in this Owners Report during the period 8-10-00 to 1-3-01 and state that to the best of my knowledge and belief, the Owner has performed examinations and taken corrective measures described in this Owner's Report in accordance with the requirements of the ASME Code, Section XI.  
By signing this certificate neither the Inspector nor his employer makes any warranty, expressed or implied, concerning the examinations and corrective measure described in this Owners Report. Furthermore, neither the Inspector nor his employer shall be liable in any manner for any personal injury or property damage or a loss of any kind arising from or connected with this inspection.

Robert M. Smith  
Inspector's Signature

Commissions NC 978

Date 1-3, 2001

**FORM NIS-2 OWNER'S REPORT FOR REPAIRS OR REPLACEMENTS**

As Required By The Provisions Of The ASME Code Section XI

1. Owner DUKE POWER COMPANY

1a Date 07/18/00

Sheet 1 of 1

Address 526 S. CHURCH STREET, CHARLOTTE N.C. 28201-10062. Plant CATAWBA NUCLEAR STATION2a Unit ☒ 1 ☐ 2 ☐ 3 ☐ Shared (specify Units ☐ )Address 4800 CONCORD RD. YORK, S.C. 297453. Work Performed By Duke Power Company

3a Work Order # 98271594-03

Address 526 S. Church St. Charlotte, N.C. 28201-1006Type Code Symbol Stamp N/A Authorization No. N/A

3b NSM or MN # N/A

Expiration Date N/A

4 Identification of System

Class B

ND RESIDUAL HEAT REMOVAL SYSTEM

5. (a) Applicable Construction Code III 1974 Edition, S'75 Addenda, NONE Code Cases

(b) Applicable Edition of Section XI Utilized for Repairs or Replacements 1989 Addenda NONE

6. Identification of Components Repaired or Replacement Components

	Column 1	Column 2	Column 3	Column 4	Column 5	Column 6	Column 7	Column 8
	Name of Component	Name of Manufacturer	Manufacturer Serial Number	N B Number	Other Identification (Size)	Year Built	Repaired, Replaced, or Replacement	ASME Code Stamped (yes or no)
A	Bolting				Bolt- SA325, Hex Nut-A563 for S/R 1-R-ND-0506		REPLACED	
B							REPAIRED	
C							REPAIRED	
D							REPAIRED	
E							REPAIRED	
F							REPAIRED	

NOTE: Supplemental sheets in form of lists, sketches, or drawings may be used, provided (1) size is 8 1/2 in. x 11 in. (2) information in items 1 through 6 on this reports included on each sheet, and (3) each sheet is numbered and the number of sheets is recorded at the top of this form.

7. Description of Work Restore S/R 1-R-ND-0506\_

8. Test Conducted: Hydrostatic ☐ Pneumatic ☐ Nominal Operating Pressure ☐ Other ☐ Exempt ☒  
Pressure psig Test Temp. deg.F.

9. Remarks \_\_\_\_\_

(Applicable Manufacturers Data Records to be attached)

#### CERTIFICATE OF COMPLIANCE

We certify that the statements made in the report are correct and this repair or replacement conforms to the rules of the rules of the ASME Code, Section XI.

Type Code Symbol Stamp N/A

Expiration Date N/A

Certificate of Authorization No. N/A

Signed Robert L. Smith TECH SPEC Date 7/18, 20 00  
Owner or Owner's Designee, Title

#### CERTIFICATE OF INSERVICE INSPECTION

I, the undersigned, holding a valid commission issued by the National Board of Boiler and Pressure Vessel Inspectors and the

State or Province of NORTH CAROLINA and employed by HSB I AND I Company of Hartford Connecticut have inspected the components described in this Owners Report during the period 6-15-00 to 7-20-00 and state that to the best of my knowledge and belief, the Owner has performed examinations and taken corrective measures described in this Owner's Report in accordance with the requirements of the ASME Code, Section XI.

By signing this certificate neither the Inspector nor his employer makes any warranty, expressed or implied, concerning the examinations and corrective measure described in this Owners Report. Furthermore, neither the Inspector nor his employer shall be liable in any manner for any personal injury or property damage or a loss of any kind arising from or connected with this inspection.

Robert M. Smith Commissions NC 978  
Inspector's Signature

Date 7-20, 20 00

**FORM NIS-2 OWNER'S REPORT FOR REPAIRS OR REPLACEMENTS**

As Required By The Provisions Of The ASME Code Section XI

1. Owner DUKE POWER COMPANY

1a Date 05/30/00

Sheet 1 of 1

Address 526 S. CHURCH STREET. CHARLOTTE N.C. 28201-10062. Plant CATAWBA NUCLEAR STATION2a Unit ☒ 1 ☐ 2 ☐ 3 ☐ Shared (specify Units ☐ )Address 4800 CONCORD RD. YORK, S.C. 297453. Work Performed By Duke Power Company

3a Work Order # 98271865-01

Address 526 S. Church St. Charlotte, N.C. 28201-1006Type Code Symbol Stamp N/A Authorization No. N/A

3b NSM or MN # N/A

Expiration Date N/A4 Identification of System WN- DG Room Sump Pump Sys.Class C

5. (a) Applicable Construction Code III 1974 Edition, S'75 Addenda, NONE Code Cases

(b) Applicable Edition of Section XI Utilized for Repairs or Replacements 1989 Addenda NONE

6. Identification of Components Repaired or Replacement Components

	Column 1	Column 2	Column 3	Column 4	Column 5	Column 6	Column 7	Column 8
	Name of Component	Name of Manufacturer	Manufacturer Serial Number	N B Number	Other Identification (Size)	Year Built	Repaired. Replaced. or Replacement	ASME Code Stamped (yes or no)
A	Pipe	Duke Power Co.	C-1WN	90	4" Pipe- SA106, Tee-SA234, Pipe welds 0WN5-16,15		REPLACED	
B							REPAIRED	
C							REPAIRED	
D							REPAIRED	
E							REPAIRED	
F							REPAIRED	

NOTE: Supplemental sheets in form of lists, sketches, or drawings may be used, provided (1) size is 8 1/2 in. x 11 in. (2) information in items 1 through 6 on this reports included on each sheet, and (3) each sheet is numbered and the number of sheets is recorded at the top of this form.

7. Description of Work Repair WN Piping Leak\_

8. Test Conducted: Hydrostatic ☐ Pneumatic ☐ Nominal Operating Pressure ☐ Other ☐ Exempt ☒  
Pressure                      psig                      Test Temp.                      deg.F.

9. Remarks Functional Exempted due to this is an open ended line.

(Applicable Manufacturers Data Records to be attached)

#### CERTIFICATE OF COMPLIANCE

We certify that the statements made in the report are correct and this repair or replacement conforms to the rules of the rules of the ASME Code, Section XI.

Type Code Symbol Stamp N/A

Expiration Date N/A

Certificate of Authorization No. N/A

Signed Robert M. Smith TECH SPEC Date 5/30, 2000  
Owner or Owner's Designee, Title

#### CERTIFICATE OF INSERVICE INSPECTION

I, the undersigned, holding a valid commission issued by the National Board of Boiler and Pressure Vessel Inspectors and the

State or Province of NORTH CAROLINA and employed by HSB I AND I Company of Hartford Connecticut have inspected the components described in this Owners Report during the period 5-9-00 to 5-30-00 and state that to the best of my knowledge and belief, the Owner has performed examinations and taken corrective measures described in this Owner's Report in accordance with the requirements of the ASME Code, Section XI.

By signing this certificate neither the Inspector nor his employer makes any warranty, expressed or implied, concerning the examinations and corrective measure described in this Owners Report. Furthermore, neither the Inspector nor his employer shall be liable in any manner for any personal injury or property damage or a loss of any kind arising from or connected with this inspection.

Robert M. Smith  
Inspector's Signature

Commissions NC 978

Date 5-30, 2000

**FORM NIS-2 OWNER'S REPORT FOR REPAIRS OR REPLACEMENTS**

As Required By The Provisions Of The ASME Code Section XI

1. Owner DUKE POWER COMPANYAddress 526 S. CHURCH STREET. CHARLOTTE N.C. 28201-10062. Plant CATAWBA NUCLEAR STATIONAddress 4800 CONCORD RD. YORK, S.C. 297453. Work Performed By Duke Power CompanyAddress 526 S. Church St. Charlotte, N.C. 28201-1006Type Code Symbol Stamp N/A Authorization No. N/AExpiration Date N/A4 Identification of System KC COMPONENT COOLING SYSTEM

5. (a) Applicable Construction Code III 1974 Edition, S'75 Addenda, NONE Code Cases

(b) Applicable Edition of Section XI Utilized for Repairs or Replacements 1989 Addenda NONE

6. Identification of Components Repaired or Replacement Components

1a Date 01/02/01

Sheet 1 of 1

2a Unit ☒ 1 ☐ 2 ☐ 3 ☐ Shared (specify Units ☐ )

3a Work Order # 98275830-01

3b NSM or MN # NA

Class AC *028 1/2/01*

	Column 1	Column 2	Column 3	Column 4	Column 5	Column 6	Column 7	Column 8
	Name of Component	Name of Manufacturer	Manufacturer Serial Number	N B Number	Other Identification (Size)	Year Built	Repaired. Replaced. or Replacement	ASME Code Stamped (yes or no)
A	Disc	Pacific	SN1		For valve 1KC-005		REPLACED	
B	Disc	Pacific	SN2		For Valve 1KC-005		REPLACED	
C							REPAIRED	
D							REPAIRED	
E							REPAIRED	
F							REPAIRED	

NOTE: Supplemental sheets in form of lists, sketches, or drawings may be used, provided (1) size is 8 1/2 in. x 11 in. (2) information in items 1 through 6 on this reports included on each sheet, and (3) each sheet is numbered and the number of sheets is recorded at the top of this form.

7. Description of Work I/R Valve 1KC-005\_

8. Test Conducted: Hydrostatic ☐ Pneumatic ☐ Nominal Operating Pressure ☐ Other ☐ Exempt ☒  
Pressure psig Test Temp. deg.F.

9. Remarks \_\_\_\_\_

(Applicable Manufacturers Data Records to be attached)

#### CERTIFICATE OF COMPLIANCE

We certify that the statements made in the report are correct and this repair or replacement conforms to the rules of the rules of the ASME Code, Section XI.

Type Code Symbol Stamp N/A

Expiration Date N/A

Certificate of Authorization No. N/A

Signed Paul L. Smith TECH SPEC Date 01/02/01, 2001  
Owner or Owner's Designee, Title

#### CERTIFICATE OF INSERVICE INSPECTION

I, the undersigned, holding a valid commission issued by the National Board of Boiler and Pressure Vessel Inspectors and the

State or Province of NORTH CAROLINA and employed by HSB I AND I Company of Hartford Connecticut have inspected the components described in this Owners Report during the period 10-20-00 to 1-2-01 and state that to the best of my knowledge and belief, the Owner has performed examinations and taken corrective measures described in this Owner's Report in accordance with the requirements of the ASME Code, Section XI.

By signing this certificate neither the Inspector nor his employer makes any warranty, expressed or implied, concerning the examinations and corrective measure described in this Owners Report. Furthermore, neither the Inspector nor his employer shall be liable in any manner for any personal injury or property damage or a loss of any kind arising from or connected with this inspection.

Robert McGiv  
Inspector's Signature

Commissions NC 978

Date 1-2, 2001

**FORM NIS-2 OWNER'S REPORT FOR REPAIRS OR REPLACEMENTS**

As Required By The Provisions Of The ASME Code Section XI

1. Owner DUKE POWER COMPANY

1a Date 11/27/00

Sheet 1 of 1

Address 526 S. CHURCH STREET. CHARLOTTE N.C. 28201-10062. Plant CATAWBA NUCLEAR STATION2a Unit ☒ 1 ☐ 2 ☐ 3 ☐ Shared (specify Units ☐ )Address 4800 CONCORD RD. YORK, S.C. 297453. Work Performed By Duke Power Company

3a Work Order # 98275831-01

Address 526 S. Church St. Charlotte, N.C. 28201-1006Type Code Symbol Stamp N/A Authorization No. N/A

3b NSM or MN # NA

Expiration Date N/A4 Identification of System KC COMPONENT COOLING SYSTEM Class C

5. (a) Applicable Construction Code III 1974 Edition, S'75 Addenda, NONE Code Cases

(b) Applicable Edition of Section XI Utilized for Repairs or Replacements 1989 Addenda NONE

6. Identification of Components Repaired or Replacement Components

	Column 1	Column 2	Column 3	Column 4	Column 5	Column 6	Column 7	Column 8
	Name of Component	Name of Manufacturer	Manufacturer Serial Number	N B Number	Other Identification (Size)	Year Built	Repaired. Replaced. or Replacement	ASME Code Stamped (yes or no)
A	Disc	Pacific	2-SN2		For valve tag 1KC008		REPLACED	
B	Disc	Pacific	16-S30-71W		For valve tag 1KC008		REPLACED	
C							REPAIRED	
D							REPAIRED	
E							REPAIRED	
F							REPAIRED	

NOTE: Supplemental sheets in form of lists, sketches, or drawings may be used, provided (1) size is 8 1/2 in. x 11 in. (2) information in items 1 through 6 on this reports included on each sheet, and (3) each sheet is numbered and the number of sheets is recorded at the top of this form.

7. Description of Work Inspect Valve 1KC-008\_

8. Test Conducted: Hydrostatic ☐ Pneumatic ☐ Nominal Operating Pressure ☐ Other ☐ Exempt ☒  
Pressure                      psig                      Test Temp.                      deg.F.

9. Remarks \_\_\_\_\_

(Applicable Manufacturers Data Records to be attached)

#### CERTIFICATE OF COMPLIANCE

We certify that the statements made in the report are correct and this repair or replacement conforms to the rules of the ASME Code, Section XI.

Type Code Symbol Stamp N/A

Expiration Date N/A

Certificate of Authorization No. N/A

Signed

Paul L. Smith  
Owner or Owner's Designee, Title

TECH SPEC

Date 11/27, 2000

#### CERTIFICATE OF INSERVICE INSPECTION

I, the undersigned, holding a valid commission issued by the National Board of Boiler and Pressure Vessel Inspectors and the

State or Province of NORTH CAROLINA and employed by HSB I AND I Company of Hartford Connecticut have inspected the components described in this Owners Report during the period 10-20-00 to 12-6-00 and state that to the best of my knowledge and belief, the Owner has performed examinations and taken corrective measures described in this Owner's Report in accordance with the requirements of the ASME Code, Section XI.

By signing this certificate neither the Inspector nor his employer makes any warranty, expressed or implied, concerning the examinations and corrective measure described in this Owners Report. Furthermore, neither the Inspector nor his employer shall be liable in any manner for any personal injury or property damage or a loss of any kind arising from or connected with this inspection.

Robert M. Lill  
Inspector's Signature

Commissions NC 978

Date 12-6, 2000

**FORM NIS-2 OWNER'S REPORT FOR REPAIRS OR REPLACEMENTS**

As Required By The Provisions Of The ASME Code Section XI

1. Owner DUKE POWER COMPANY

1a Date 11/15/00

Sheet 1 of 1

Address 526 S. CHURCH STREET. CHARLOTTE N.C. 28201-10062. Plant CATAWBA NUCLEAR STATION2a Unit ☒ 1 ☐ 2 ☐ 3 ☐ Shared (specify Units ☐ )Address 4800 CONCORD RD. YORK, S.C. 297453. Work Performed By Duke Power Company

3a Work Order # 98275876-08

Address 526 S. Church St. Charlotte, N.C. 28201-1006Type Code Symbol Stamp N/A Authorization No. N/A

3b NSM or MN # NA

Expiration Date N/A4 Identification of System KC COMPONENT COOLING SYSTEM Class C

5. (a) Applicable Construction Code III 1974 Edition, S'75 Addenda, NONE Code Cases

(b) Applicable Edition of Section XI Utilized for Repairs or Replacements 1989 Addenda NONE

6. Identification of Components Repaired or Replacement Components

	Column 1	Column 2	Column 3	Column 4	Column 5	Column 6	Column 7	Column 8
	Name of Component	Name of Manufacturer	Manufacturer Serial Number	N B Number	Other Identification (Size)	Year Built	Repaired, Replaced, or Replacement	ASME Code Stamped (yes or no)
A	Bolting				Rod-SA193, Nut-SA194 for Component Cooling Water Hx "1A"		REPLACEMENT	
B							REPAIRED	
C							REPAIRED	
D							REPAIRED	
E							REPAIRED	
F							REPAIRED	

NOTE: Supplemental sheets in form of lists, sketches, or drawings may be used, provided (1) size is 8 1/2 in. x 11 in. (2) information in items 1 through 6 on this reports included on each sheet, and (3) each sheet is numbered and the number of sheets is recorded at the top of this form.

7. Description of Work Test/Clean Tubes\_

8. Test Conducted: Hydrostatic ☐ Pneumatic ☐ Nominal Operating Pressure ☐ Other ☐ Exempt ☒  
Pressure                      psig                      Test Temp.                      deg.F.

9. Remarks \_\_\_\_\_

(Applicable Manufacturers Data Records to be attached)

### CERTIFICATE OF COMPLIANCE

We certify that the statements made in the report are correct and this repair or replacement conforms to the rules of the rules of the ASME Code, Section XI.

Type Code Symbol Stamp N/A

Expiration Date N/A

Certificate of Authorization No. N/A

Signed Paul L. Smith TECH SPEC Date 11/15, 20 00  
Owner or Owner's Designee, Title

### CERTIFICATE OF INSERVICE INSPECTION

I, the undersigned, holding a valid commission issued by the National Board of Boiler and Pressure Vessel Inspectors and the

State or Province of NORTH CAROLINA and employed by HSB I AND I Company of Hartford Connecticut have inspected the components described in this Owners Report during the period 10-24-00 to 1-4-01 and state that to the best of my knowledge and belief, the Owner has performed examinations and taken corrective measures described in this Owner's Report in accordance with the requirements of the ASME Code, Section XI.

By signing this certificate neither the Inspector nor his employer makes any warranty, expressed or implied, concerning the examinations and corrective measure described in this Owners Report. Furthermore, neither the Inspector nor his employer shall be liable in any manner for any personal injury or property damage or a loss of any kind arising from or connected with this inspection.

Robert Matil  
Inspector's Signature

Commissions NC 978

Date 1-4, 20 01

**FORM NIS-2 OWNER'S REPORT FOR REPAIRS OR REPLACEMENTS**

As Required By The Provisions Of The ASME Code Section XI

1. Owner DUKE POWER COMPANY  
 Address 526 S. CHURCH STREET. CHARLOTTE N.C. 28201-1006
2. Plant CATAWBA NUCLEAR STATION  
 Address 4800 CONCORD RD. YORK, S.C. 29745
3. Work Performed By Duke Power Company  
 Address 526 S. Church St. Charlotte, N.C. 28201-1006  
 Type Code Symbol Stamp N/A Authorization No. N/A  
 Expiration Date N/A

1a Date 11/27/00

Sheet 1 of 1

2a Unit ☒ 1 ☐ 2 ☐ 3 ☐ Shared (specify Units ☐ )

3a Work Order # 98275879-01

3b NSM or MN # NA

Class C

## 4 Identification of System

KD DIESEL GENERATOR COOLING WATER SYSTEM

5. (a) Applicable Construction Code III 1974 Edition, S'75 Addenda, NONE Code Cases

(b) Applicable Edition of Section XI Utilized for Repairs or Replacements 1989 Addenda NONE

## 6. Identification of Components Repaired or Replacement Components

	Column 1	Column 2	Column 3	Column 4	Column 5	Column 6	Column 7	Column 8
	Name of Component	Name of Manufacturer	Manufacturer Serial Number	N B Number	Other Identification (Size)	Year Built	Repaired, Replaced, or Replacement	ASME Code Stamped (yes or no)
A	Bolting				Threaded Rod- SA193 for D/G Eng. Jacket Water Cooler "1A"		REPLACED	
B							REPAIRED	
C							REPAIRED	
D							REPAIRED	
E							REPAIRED	
F							REPAIRED	

NOTE: Supplemental sheets in form of lists, sketches, or drawings may be used, provided (1) size is 8 1/2 in. x 11 in. (2) information in items 1 through 6 on this reports included on each sheet, and (3) each sheet is numbered and the number of sheets is recorded at the top of this form.

7. Description of Work Clean/Inspect D/G Eng. Jacket Wtr. Cooler "1A"\_\_

8. Test Conducted: Hydrostatic ☐ Pneumatic ☐ Nominal Operating Pressure ☐ Other ☐ Exempt ☒  
Pressure                      psig                      Test Temp.                      deg.F.

9. Remarks \_\_\_\_\_  
\_\_\_\_\_  
\_\_\_\_\_

(Applicable Manufacturers Data Records to be attached)

#### CERTIFICATE OF COMPLIANCE

We certify that the statements made in the report are correct and this repair or replacement conforms to the rules of the ASME Code, Section XI.

Type Code Symbol Stamp N/A

Expiration Date N/A

Certificate of Authorization No. N/A

Signed Butts L Srt TECH SPEC Date 11/27, 2000  
Owner or Owner's Designee, Title

#### CERTIFICATE OF INSERVICE INSPECTION

I, the undersigned, holding a valid commission issued by the National Board of Boiler and Pressure Vessel Inspectors and the

State or Province of NORTH CAROLINA and employed by HSB I AND I Company of Hartford Connecticut have inspected the components described in this Owners Report during the period 10-22-00 to 12-6-00 and state that to the best of my knowledge and belief, the Owner has performed examinations and taken corrective measures described in this Owner's Report in accordance with the requirements of the ASME Code, Section XI.

By signing this certificate neither the Inspector nor his employer makes any warranty, expressed or implied, concerning the examinations and corrective measure described in this Owners Report. Furthermore, neither the Inspector nor his employer shall be liable in any manner for any personal injury or property damage or a loss of any kind arising from or connected with this inspection.

Robert McNeil  
Inspector's Signature

Commissions NC 978

Date 12-6, 2000

**FORM NIS-2 OWNER'S REPORT FOR REPAIRS OR REPLACEMENTS**

As Required By The Provisions Of The ASME Code Section XI

1. Owner DUKE POWER COMPANY

1a Date 12/05/00

Sheet 1 of 1

Address 526 S. CHURCH STREET, CHARLOTTE N.C. 28201-10062. Plant CATAWBA NUCLEAR STATION2a Unit ☒ 1 ☐ 2 ☐ 3 ☐ Shared (specify Units ☐ )Address 4800 CONCORD RD. YORK, S.C. 297453. Work Performed By Duke Power Company

3a Work Order # 98276018-05

Address 526 S. Church St. Charlotte, N.C. 28201-1006Type Code Symbol Stamp N/A Authorization No. N/A

3b NSM or MN # NA

Expiration Date N/A4 Identification of System NC REACTOR COOLANT SYSTEMClass A

5. (a) Applicable Construction Code III 1974 Edition, S'75 Addenda, NONE Code Cases

(b) Applicable Edition of Section XI Utilized for Repairs or Replacements 1989 Addenda NONE

6. Identification of Components Repaired or Replacement Components

	Column 1	Column 2	Column 3	Column 4	Column 5	Column 6	Column 7	Column 8
	Name of Component	Name of Manufacturer	Manufacturer Serial Number	N B Number	Other Identification (Size)	Year Built	Repaired, Replaced, or Replacement	ASME Code Stamped (yes or no)
A	Valve	Dresser	BS-02869		For valve tag 1NC-002	1991	REPLACED	
B	Valve	Dresser	BS-02866		For valve tag 1NC-002	1979	REPLACED	
C	Bolting				Threaded Rod-SA193, Hex Nuts-SA194 for valve 1NC-002		REPLACED	
D							REPAIRED	
E							REPAIRED	
F							REPAIRED	

NOTE: Supplemental sheets in form of lists, sketches, or drawings may be used, provided (1) size is 8 1/2 in. x 11 in. (2) information in items 1 through 6 on this reports included on each sheet, and (3) each sheet is numbered and the number of sheets is recorded at the top of this form.

7. Description of Work Replace Valve INC-002\_

8. Test Conducted: Hydrostatic ☐ Pneumatic ☐ Nominal Operating Pressure ☒ Other ☐ Exempt ☐  
Pressure 2236.1 psig Test Temp. 652.1 deg.F.

9. Remarks \_\_\_\_\_  
\_\_\_\_\_  
\_\_\_\_\_

(Applicable Manufacturers Data Records to be attached)

#### CERTIFICATE OF COMPLIANCE

We certify that the statements made in the report are correct and this repair or replacement conforms to the rules of the rules of the ASME Code, Section XI.

Type Code Symbol Stamp N/A

Expiration Date N/A

Certificate of Authorization No. N/A

Signed Robert L. Smith TECH SPEC Date 12/4, 20 00  
Owner or Owner's Designee, Title

#### CERTIFICATE OF INSERVICE INSPECTION

I, the undersigned, holding a valid commission issued by the National Board of Boiler and Pressure Vessel Inspectors and the

State or Province of NORTH CAROLINA and employed by HSB I AND I Company of Hartford Connecticut have inspected the components described in this Owners Report during the period 10-19-00 to 12-6-00 and state that to the best of my knowledge and belief, the Owner has performed examinations and taken corrective measures described in this Owner's Report in accordance with the requirements of the ASME Code, Section XI.

By signing this certificate neither the Inspector nor his employer makes any warranty, expressed or implied, concerning the examinations and corrective measure described in this Owners Report. Furthermore, neither the Inspector nor his employer shall be liable in any manner for any personal injury or property damage or a loss of any kind arising from or connected with this inspection.

Robert M. Smith Commissions NC 978  
Inspector's Signature

Date 12-6, 20 00

**FORM NIS-2 OWNER'S REPORT FOR REPAIRS OR REPLACEMENTS**

As Required By The Provisions Of The ASME Code Section XI

1. Owner DUKE POWER COMPANY

1a Date 11/13/00

Sheet 1 of 1

Address 526 S. CHURCH STREET. CHARLOTTE N.C. 28201-10062. Plant CATAWBA NUCLEAR STATION2a Unit ☒ 1 ☐ 2 ☐ 3 ☐ Shared (specify Units ☐ )Address 4800 CONCORD RD. YORK, S.C. 297453. Work Performed By Duke Power Company

3a Work Order # 98278670-01

Address 526 S. Church St. Charlotte, N.C. 28201-1006Type Code Symbol Stamp N/A Authorization No. N/A

3b NSM or MN # NA

Expiration Date N/A4 Identification of System CA AUXILIARY FEEDWATER SYSTEM Class C

5. (a) Applicable Construction Code III 1974 Edition, S'75 Addenda, NONE Code Cases

(b) Applicable Edition of Section XI Utilized for Repairs or Replacements 1989 Addenda NONE

6. Identification of Components Repaired or Replacement Components

	Column 1	Column 2	Column 3	Column 4	Column 5	Column 6	Column 7	Column 8
	Name of Component	Name of Manufacturer	Manufacturer: Serial Number	N B Number	Other Identification (Size)	Year Built	Repaired. Replaced. or Replacement	ASME Code Stamped (yes or no)
A	Bolting	Duke Power Co.	C-1CA	121	Nuts- SA194 for valve 1CA-173		REPLACEMENT	
B							REPAIRED	
C							REPAIRED	
D							REPAIRED	
E							REPAIRED	
F							REPAIRED	

NOTE: Supplemental sheets in form of lists, sketches, or drawings may be used, provided (1) size is 8 1/2 in. x 11 in. (2) information in items 1 through 6 on this reports included on each sheet, and (3) each sheet is numbered and the number of sheets is recorded at the top of this form.

7. Description of Work Perform Check Valve Inspection\_

8. Test Conducted: Hydrostatic ☐ Pneumatic ☐ Nominal Operating Pressure ☐ Other ☐ Exempt ☒  
Pressure                      psig                      Test Temp.                      deg.F.

9. Remarks \_\_\_\_\_

(Applicable Manufacturers Data Records to be attached)

#### CERTIFICATE OF COMPLIANCE

We certify that the statements made in the report are correct and this repair or replacement conforms to the rules of the rules of the ASME Code, Section XI.

Type Code Symbol Stamp N/A

Expiration Date N/A

Certificate of Authorization No. N/A

Signed

Robert M. Smith  
Owner or Owner's Designee, Title

TECH SPEC

Date 11/13, 20 00

#### CERTIFICATE OF INSERVICE INSPECTION

I, the undersigned, holding a valid commission issued by the National Board of Boiler and Pressure Vessel Inspectors and the

State or Province of NORTH CAROLINA and employed by HSB I AND I Company of Hartford Connecticut have inspected the components described in this Owners Report during the period 10-17-00 to 10-13-00 and state that to the best of my knowledge and belief, the Owner has performed examinations and taken corrective measures described in this Owner's Report in accordance with the requirements of the ASME Code, Section XI.

By signing this certificate neither the Inspector nor his employer makes any warranty, expressed or implied, concerning the examinations and corrective measure described in this Owners Report. Furthermore, neither the Inspector nor his employer shall be liable in any manner for any personal injury or property damage or a loss of any kind arising from or connected with this inspection.

Robert M. Smith  
Inspector's Signature

Commissions NC 978

Date 11-13, 20 00

**FORM NIS-2 OWNER'S REPORT FOR REPAIRS OR REPLACEMENTS**

As Required By The Provisions Of The ASME Code Section XI

1. Owner DUKE POWER COMPANY

1a Date 11/07/00

Sheet 1 of 1

Address 526 S. CHURCH STREET, CHARLOTTE N.C. 28201-10062. Plant CATAWBA NUCLEAR STATION2a Unit ☒ 1 ☐ 2 ☐ 3 ☐ Shared (specify Units ☐ )Address 4800 CONCORD RD. YORK, S.C. 297453. Work Performed By Duke Power Company

3a Work Order # 98279225-01

Address 526 S. Church St. Charlotte, N.C. 28201-1006Type Code Symbol Stamp N/A Authorization No. N/A

3b NSM or MN # N/A

Expiration Date N/A4 Identification of System SM MAIN STEAM SYSTEM

Class B

5. (a) Applicable Construction Code III 1974 Edition, S'75 Addenda, NONE Code Cases

(b) Applicable Edition of Section XI Utilized for Repairs or Replacements 1989 Addenda NONE

6. Identification of Components Repaired or Replacement Components

	Column 1	Column 2	Column 3	Column 4	Column 5	Column 6	Column 7	Column 8
	Name of Component	Name of Manufacturer	Manufacturer Serial Number	N B Number	Other Identification (Size)	Year Built	Repaired, Replaced, or Replacement	ASME Code Stamped (yes or no)
A	Bolting				Studs- SA193, Nuts- SA194 for Steam Generator "1A". Handholes Cover		REPLACED	
B							REPAIRED	
C							REPAIRED	
D							REPAIRED	
E							REPAIRED	
F							REPAIRED	

NOTE: Supplemental sheets in form of lists, sketches, or drawings may be used, provided (1) size is 8 1/2 in. x 11 in. (2) information in items 1 through 6 on this reports included on each sheet, and (3) each sheet is numbered and the number of sheets is recorded at the top of this form.

7. Description of Work R/R Handholes/Instrument Cover \_

8. Test Conducted: Hydrostatic ☐ Pneumatic ☐ Nominal Operating Pressure ☐ Other ☐ Exempt ☒  
Pressure                      psig                      Test Temp.                      deg.F.

9. Remarks \_\_\_\_\_

(Applicable Manufacturers Data Records to be attached)

#### CERTIFICATE OF COMPLIANCE

We certify that the statements made in the report are correct and this repair or replacement conforms to the rules of the rules of the ASME Code, Section XI.

Type Code Symbol Stamp N/A

Expiration Date N/A

Certificate of Authorization No. N/A

Signed

Paul L. Satta  
Owner or Owner's Designee, Title

TECH SPEC

Date

11/7/, 2000

#### CERTIFICATE OF INSERVICE INSPECTION

I, the undersigned, holding a valid commission issued by the National Board of Boiler and Pressure Vessel Inspectors and the

State or Province of NORTH CAROLINA and employed by HSB I AND I Company of Hartford Connecticut have inspected the components described in this Owners Report during the period 10-26-00 to 11-8-00 and state that to the best of my knowledge and belief, the Owner has performed examinations and taken corrective measures described in this Owner's Report in accordance with the requirements of the ASME Code, Section XI.

By signing this certificate neither the Inspector nor his employer makes any warranty, expressed or implied, concerning the examinations and corrective measure described in this Owners Report. Furthermore, neither the Inspector nor his employer shall be liable in any manner for any personal injury or property damage or a loss of any kind arising from or connected with this inspection.

Robert McGraw

Inspector's Signature

Commissions NC 978

Date 11-8, 2000

**FORM NIS-2 OWNER'S REPORT FOR REPAIRS OR REPLACEMENTS**

As Required By The Provisions Of The ASME Code Section XI

1. Owner DUKE POWER COMPANY

1a Date 11/07/00

Sheet 1 of 1

Address 526 S. CHURCH STREET. CHARLOTTE N.C. 28201-10062. Plant CATAWBA NUCLEAR STATION2a Unit ☒ 1 ☐ 2 ☐ 3 ☐ Shared (specify Units ☐ )Address 4800 CONCORD RD. YORK, S.C. 297453. Work Performed By Duke Power Company

3a Work Order # 98279228-01

Address 526 S. Church St. Charlotte, N.C. 28201-1006Type Code Symbol Stamp N/A Authorization No. N/A

3b NSM or MN # N/A

Expiration Date N/A4 Identification of System SM MAIN STEAM SYSTEM

Class B

5. (a) Applicable Construction Code III 1974 Edition, S'75 Addenda, NONE Code Cases

(b) Applicable Edition of Section XI Utilized for Repairs or Replacements 1989 Addenda NONE

6. Identification of Components Repaired or Replacement Components

	Column 1	Column 2	Column 3	Column 4	Column 5	Column 6	Column 7	Column 8
	Name of Component	Name of Manufacturer	Manufacturer Serial Number	N B Number	Other Identification (Size)	Year Built	Repaired. Replaced. or Replacement	ASME Code Stamped (yes or no)
A	Bolting				Studs- SA193, Nuts- SA194 for Steam Generator "1D". Handholes Cover		REPLACED	
B							REPAIRED	
C							REPAIRED	
D							REPAIRED	
E							REPAIRED	
F							REPAIRED	

NOTE: Supplemental sheets in form of lists, sketches, or drawings may be used, provided (1) size is 8 1/2 in. x 11 in. (2) information in items 1 through 6 on this reports included on each sheet, and (3) each sheet is numbered and the number of sheets is recorded at the top of this form.

## 7. Description of Work R/R Handholes/Instrumentation Cover

8. Test Conducted: Hydrostatic ☐ Pneumatic ☐ Nominal Operating Pressure ☐ Other ☐ Exempt ☒  
 Pressure psig Test Temp. deg.F.

## 9. Remarks

(Applicable Manufacturers Data Records to be attached)

### CERTIFICATE OF COMPLIANCE

We certify that the statements made in the report are correct and this repair or replacement conforms to the rules of the rules of the ASME Code, Section XI.

Type Code Symbol Stamp N/A

Expiration Date N/A

Certificate of Authorization No. N/A

Signed Paul L. Smith TECH SPEC Date 11/7, 2000  
 Owner or Owner's Designee, Title

### CERTIFICATE OF INSERVICE INSPECTION

I, the undersigned, holding a valid commission issued by the National Board of Boiler and Pressure Vessel Inspectors and the

State or Province of NORTH CAROLINA and employed by HSB I AND I Company of Hartford Connecticut have inspected the components described in this Owners Report during the period 10-29-00 to 11-8-00 and state that to the best of my knowledge and belief, the Owner has performed examinations and taken corrective measures described in this Owner's Report in accordance with the requirements of the ASME Code, Section XI.

By signing this certificate neither the Inspector nor his employer makes any warranty, expressed or implied, concerning the examinations and corrective measure described in this Owners Report. Furthermore, neither the Inspector nor his employer shall be liable in any manner for any personal injury or property damage or a loss of any kind arising from or connected with this inspection.

Robert M. Smith  
 Inspector's Signature

Commissions NC 978

Date 11-8, 2000

**FORM NIS-2 OWNER'S REPORT FOR REPAIRS OR REPLACEMENTS**

As Required By The Provisions Of The ASME Code Section XI

1. Owner DUKE POWER COMPANY  
 Address 526 S. CHURCH STREET. CHARLOTTE N.C. 28201-1006

1a Date 01/10/01

Sheet 1 of 1

2. Plant CATAWBA NUCLEAR STATION  
 Address 4800 CONCORD RD. YORK, S.C. 29745

2a Unit ☒ 1 ☐ 2 ☐ 3 ☐ Shared (specify Units ☐ )

3. Work Performed By Duke Power Company  
 Address 526 S. Church St. Charlotte, N.C. 28201-1006  
 Type Code Symbol Stamp N/A Authorization No. N/A  
 Expiration Date N/A

3a Work Order # 98275912-01/02

3b NSM or MN # NA

4 Identification of System

Class C

LD DIESEL GENERATOR LUBE OIL SYSTEM

5. (a) Applicable Construction Code III 1974 Edition, S'75 Addenda, NONE Code Cases

(b) Applicable Edition of Section XI Utilized for Repairs or Replacements 1989 Addenda NONE

6. Identification of Components Repaired or Replacement Components

	Column 1	Column 2	Column 3	Column 4	Column 5	Column 6	Column 7	Column 8
	Name of Component	Name of Manufacturer	Manufacturer Serial Number	N B Number	Other Identification (Size)	Year Built	Repaired. Replaced. or Replacement	ASME Code Stamped (yes or no)
A	Valve	Crosby	62654-0-3		For valve tag #1LD-32		REPLACED	
B	Valve	Crosby	62654-0-9		For valve tag #1LD-32		REPLACED	
C							REPAIRED	
D							REPAIRED	
E							REPAIRED	
F							REPAIRED	

NOTE: Supplemental sheets in form of lists, sketches, or drawings may be used, provided (1) size is 8 1/2 in. x 11 in. (2) information in items 1 through 6 on this reports included on each sheet, and (3) each sheet is numbered and the number of sheets is recorded at the top of this form.

7. Description of Work \_\_\_\_\_

8. Test Conducted: Hydrostatic ☐ Pneumatic ☐ Nominal Operating Pressure ☒ Other ☐ Exempt ☐  
Pressure NA psig Test Temp. 160 deg.F.

9. Remarks \_No pressure gauge. Pressure is from level in sump pump .

(Applicable Manufacturers Data Records to be attached)

#### CERTIFICATE OF COMPLIANCE

We certify that the statements made in the report are correct and this repair or replacement conforms to the rules of the rules of the ASME Code, Section XI.

Type Code Symbol Stamp N/A

Expiration Date N/A

Certificate of Authorization No. N/A

Signed

Paul L. Smith

TECH SPEC

Date

1/10, 20 01

Owner or Owner's Designee, Title

#### CERTIFICATE OF INSERVICE INSPECTION

I, the undersigned, holding a valid commission issued by the National Board of Boiler and Pressure Vessel Inspectors and the

State or Province of NORTH CAROLINA and employed by HSB I AND I Company of Hartford Connecticut have inspected the components described in this Owners Report during the period 1-2-00 to 1-10-01 and state that to the best of my knowledge and belief, the Owner has performed examinations and taken corrective measures described in this Owner's Report in accordance with the requirements of the ASME Code, Section XI.

By signing this certificate neither the Inspector nor his employer makes any warranty, expressed or implied, concerning the examinations and corrective measure described in this Owners Report. Furthermore, neither the Inspector nor his employer shall be liable in any manner for any personal injury or property damage or a loss of any kind arising from or connected with this inspection.

Robert M. Galt

Inspector's Signature

Commissions NC 978

Date 1-10, 20 01

**FORM NIS-2 OWNER'S REPORT FOR REPAIRS OR REPLACEMENTS**

As Required By The Provisions Of The ASME Code Section XI

1. Owner DUKE POWER COMPANY

1a Date 01/10/01

Sheet 1 of 1

Address 526 S. CHURCH STREET. CHARLOTTE N.C. 28201-10062. Plant CATAWBA NUCLEAR STATION2a Unit ☒ 1 ☐ 2 ☐ 3 ☐ Shared (specify Units ☐ )Address 4800 CONCORD RD. YORK, S.C. 297453. Work Performed By Duke Power Company

3a Work Order # 98275926-01

Address 526 S. Church St. Charlotte, N.C. 28201-1006Type Code Symbol Stamp N/A Authorization No. N/A

3b NSM or MN # NA

Expiration Date N/A4 Identification of System CF MAIN FEEDWATER SYSTEMClass B

5. (a) Applicable Construction Code III 1974 Edition, S'75 Addenda, NONE Code Cases

(b) Applicable Edition of Section XI Utilized for Repairs or Replacements 1989 Addenda NONE

6. Identification of Components Repaired or Replacement Components

	Column 1	Column 2	Column 3	Column 4	Column 5	Column 6	Column 7	Column 8
	Name of Component	Name of Manufacturer	Manufacturer Serial Number	N B Number	Other Identification (Size)	Year Built	Repaired. Replaced. or Replacement	ASME Code Stamped (yes or no)
A	Rod End Valve	Lisega	77620/11		For Steam Generator B Snubber		REPLACED	
B	Rod End Valve	Lisega	314808		For Steam Generator B Snubber		REPLACED	
C	Blind End Valve	Lisega	77620/11		For Steam Generator B Snubber		REPLACED	
D	Blind End Valve	Lisega	314808		For Steam Generator B Snubber		REPLACED	
E							REPAIRED	
F							REPAIRED	

NOTE: Supplemental sheets in form of lists, sketches, or drawings may be used, provided (1) size is 8 1/2 in. x 11 in. (2) information in items 1 through 6 on this reports included on each sheet, and (3) each sheet is numbered and the number of sheets is recorded at the top of this form.

7. Description of Work Repair SG Snubbers\_

8. Test Conducted: Hydrostatic ☐ Pneumatic ☐ Nominal Operating Pressure ☐ Other ☐ Exempt ☒  
Pressure psig Test Temp. deg.F.

9. Remarks \_\_\_\_\_

(Applicable Manufacturers Data Records to be attached)

### CERTIFICATE OF COMPLIANCE

We certify that the statements made in the report are correct and this repair or replacement conforms to the rules of the ASME Code, Section XI.

Type Code Symbol Stamp N/A

Expiration Date N/A

Certificate of Authorization No. N/A

Signed

Paul L. Smith  
Owner or Owner's Designee, Title

TECH SPEC

Date

1/10, 20 01

### CERTIFICATE OF INSERVICE INSPECTION

I, the undersigned, holding a valid commission issued by the National Board of Boiler and Pressure Vessel Inspectors and the

State or Province of NORTH CAROLINA and employed by HSB I AND I Company of Hartford Connecticut have inspected the components described in this Owners Report during the period 11-2-00 to 1-10-01 and state that to the best of my knowledge and belief, the Owner has performed examinations and taken corrective measures described in this Owner's Report in accordance with the requirements of the ASME Code, Section XI.

By signing this certificate neither the Inspector nor his employer makes any warranty, expressed or implied, concerning the examinations and corrective measure described in this Owners Report. Furthermore, neither the Inspector nor his employer shall be liable in any manner for any personal injury or property damage or a loss of any kind arising from or connected with this inspection.

Robert McMill  
Inspector's Signature

Commissions NC 978

Date 1-10, 20 01

**FORM NIS-2 OWNER'S REPORT FOR REPAIRS OR REPLACEMENTS**

As Required By The Provisions Of The ASME Code Section XI

1. Owner DUKE POWER COMPANYAddress 526 S. CHURCH STREET. CHARLOTTE N.C. 28201-10062. Plant CATAWBA NUCLEAR STATIONAddress 4800 CONCORD RD. YORK, S.C. 297453. Work Performed By Duke Power CompanyAddress 526 S. Church St. Charlotte, N.C. 28201-1006Type Code Symbol Stamp N/A Authorization No. N/AExpiration Date N/A4 Identification of System NC REACTOR COOLANT SYSTEMClass A

5. (a) Applicable Construction Code III 1974 Edition, S'75 Addenda, N-416-1 Code Cases

(b) Applicable Edition of Section XI Utilized for Repairs or Replacements 1989 Addenda NONE

6. Identification of Components Repaired or Replacement Components

1a Date 12/06/00Sheet 1 of 12a Unit ☒ 1 ☐ 2 ☐ 3 ☐ Shared (specify Units ☐ )3a Work Order # 98276019-05/033b NSM or MN # NA

	Column 1	Column 2	Column 3	Column 4	Column 5	Column 6	Column 7	Column 8
	Name of Component	Name of Manufacturer	Manufacturer Serial Number	N B Number	Other Identification (Size)	Year Built	Repaired. Replaced. or Replacement	ASME Code Stamped (yes or no)
A	Valve	Dresser	BS-2870		Valve tag 1NC-03	1991	REPLACED	
B	Valve	Dresser	BS-2867		Valve tag 1NC-03	1979	REPLACED	
C	Bolting				Rod-SA194, Hex Nuts-SA193 for valve 1NC-03		REPLACED	
D							REPAIRED	
E							REPAIRED	
F							REPAIRED	

NOTE: Supplemental sheets in form of lists, sketches, or drawings may be used, provided (1) size is 8 1/2 in. x 11 in. (2) information in items 1 through 6 on this reports included on each sheet, and (3) each sheet is numbered and the number of sheets is recorded at the top of this form.

7. Description of Work R/R Valve 1NC-003\_

8. Test Conducted: Hydrostatic ☐ Pneumatic ☐ Nominal Operating Pressure ☒ Other ☐ Exempt ☐  
Pressure 2236.1 psig Test Temp. 652 deg.F.

9. Remarks \_\_\_\_\_  
\_\_\_\_\_  
\_\_\_\_\_

(Applicable Manufacturers Data Records to be attached)

#### CERTIFICATE OF COMPLIANCE

We certify that the statements made in the report are correct and this repair or replacement conforms to the rules of the rules of the ASME Code, Section XI.

Type Code Symbol Stamp N/A

Expiration Date N/A

Certificate of Authorization No. N/A

Signed Paul D. Smith TECH SPEC Date 12/5, 2000  
Owner or Owner's Designee, Title

#### CERTIFICATE OF INSERVICE INSPECTION

I, the undersigned, holding a valid commission issued by the National Board of Boiler and Pressure Vessel Inspectors and the State or Province of NORTH CAROLINA and employed by HSB I AND I Company of Hartford Connecticut have inspected the components described in this Owners Report during the period 10-19-00 to 1-9-01 and state that to the best of my knowledge and belief, the Owner has performed examinations and taken corrective measures described in this Owner's Report in accordance with the requirements of the ASME Code, Section XI.  
By signing this certificate neither the Inspector nor his employer makes any warranty, expressed or implied, concerning the examinations and corrective measure described in this Owners Report. Furthermore, neither the Inspector nor his employer shall be liable in any manner for any personal injury or property damage or a loss of any kind arising from or connected with this inspection.

Robert M. Smith  
Inspector's Signature

Commissions NC 978

Date 1-9, 2001

**FORM NIS-2 OWNER'S REPORT FOR REPAIRS OR REPLACEMENTS**

As Required By The Provisions Of The ASME Code Section XI

1. Owner DUKE POWER COMPANYAddress 526 S. CHURCH STREET. CHARLOTTE N.C. 28201-10062. Plant CATAWBA NUCLEAR STATIONAddress 4800 CONCORD RD. YORK, S.C. 297453. Work Performed By Duke Power CompanyAddress 526 S. Church St. Charlotte, N.C. 28201-1006Type Code Symbol Stamp N/A Authorization No. N/AExpiration Date N/A

4 Identification of System

SV MAIN STEAM VENT TO ATMOSPHERE

5. (a) Applicable Construction Code III 1974 Edition, S'75 Addenda, NONE Code Cases

(b) Applicable Edition of Section XI Utilized for Repairs or Replacements 1989 Addenda NONE

6. Identification of Components Repaired or Replacement Components

1a Date 12/13/00

Sheet 1 of 1

2a Unit ☒ 1 ☐ 2 ☐ 3 ☐ Shared (specify Units ☐ )

3a Work Order # 98278249-01/06

3b NSM or MN # NA

Class B

	Column 1	Column 2	Column 3	Column 4	Column 5	Column 6	Column 7	Column 8
	Name of Component	Name of Manufacturer	Manufacturer Serial Number	N B Number	Other Identification (Size)	Year Built	Repaired. Replaced. or Replacement	ASME Code Stamped (yes or no)
A	Disc	Dresser	AAH41		For valve tag #1SV14		REPLACED	
B	Disc	Dresser	ADB88		For valve tag #1SV14		REPLACED	
C							REPAIRED	
D							REPAIRED	
E							REPAIRED	
F							REPAIRED	

NOTE: Supplemental sheets in form of lists, sketches, or drawings may be used, provided (1) size is 8 1/2 in. x 11 in. (2) information in items 1 through 6 on this reports included on each sheet, and (3) each sheet is numbered and the number of sheets is recorded at the top of this form.

7. Description of Work Install refurbished Valve 1SV014\_

8. Test Conducted: Hydrostatic ☐ Pneumatic ☐ Nominal Operating Pressure ☒ Other ☐ Exempt ☐  
Pressure 987 psig Test Temp. 546.8 deg.F.

9. Remarks \_\_\_\_\_  
\_\_\_\_\_  
\_\_\_\_\_

(Applicable Manufacturers Data Records to be attached)

#### CERTIFICATE OF COMPLIANCE

We certify that the statements made in the report are correct and this repair or replacement conforms to the rules of the rules of the ASME Code, Section XI.

Type Code Symbol Stamp N/A

Expiration Date N/A

Certificate of Authorization No. N/A

Signed Paul L. Smith TECH SPEC Date 12/13, 2000  
Owner or Owner's Designee, Title

#### CERTIFICATE OF INSERVICE INSPECTION

I, the undersigned, holding a valid commission issued by the National Board of Boiler and Pressure Vessel Inspectors and the

State or Province of NORTH CAROLINA and employed by HSB I AND I Company of Hartford Connecticut have inspected the components described in this Owners Report during the period 10-27-00 to 1-10-01 and state that to the best of my knowledge and belief, the Owner has performed examinations and taken corrective measures described in this Owner's Report in accordance with the requirements of the ASME Code, Section XI.

By signing this certificate neither the Inspector nor his employer makes any warranty, expressed or implied, concerning the examinations and corrective measure described in this Owners Report. Furthermore, neither the Inspector nor his employer shall be liable in any manner for any personal injury or property damage or a loss of any kind arising from or connected with this inspection.

Robert M. Hill  
Inspector's Signature

Commissions NC 978

Date 1-10, 2001

**FORM NIS-2 OWNER'S REPORT FOR REPAIRS OR REPLACEMENTS**

As Required By The Provisions Of The ASME Code Section XI

1. Owner DUKE POWER COMPANY

1a Date 11/14/00

Sheet 1 of 1

Address 526 S. CHURCH STREET, CHARLOTTE N.C. 28201-10062. Plant CATAWBA NUCLEAR STATION2a Unit ☒ 1 ☐ 2 ☐ 3 ☐ Shared (specify Units ☐ )Address 4800 CONCORD RD. YORK, S.C. 297453. Work Performed By Duke Power Company

3a Work Order # 98278250-01

Address 526 S. Church St. Charlotte, N.C. 28201-1006Type Code Symbol Stamp N/A Authorization No. N/A

3b NSM or MN # NA

Expiration Date N/A

4 Identification of System

Class B

SV MAIN STEAM VENT TO ATMOSPHERE

5. (a) Applicable Construction Code III 1974 Edition, S'75 Addenda, NONE Code Cases

(b) Applicable Edition of Section XI Utilized for Repairs or Replacements 1989 Addenda NONE

6. Identification of Components Repaired or Replacement Components

	Column 1	Column 2	Column 3	Column 4	Column 5	Column 6	Column 7	Column 8
	Name of Component	Name of Manufacturer	Manufacturer Serial Number	N B Number	Other Identification (Size)	Year Built	Repaired, Replaced, or Replacement	ASME Code Stamped (yes or no)
A	Valve Disc	Dresser	AD885		For valve tag 1SV020		REPLACED	
B	Valve Disc	Dresser	AAH44		For valve tag 1SV020		REPLACED	
C							REPAIRED	
D							REPAIRED	
E							REPAIRED	
F							REPAIRED	

NOTE: Supplemental sheets in form of lists, sketches, or drawings may be used, provided (1) size is 8 1/2 in. x 11 in. (2) information in items 1 through 6 on this reports included on each sheet, and (3) each sheet is numbered and the number of sheets is recorded at the top of this form.

7. Description of Work Refurbish Valve ISV-020\_\_

8. Test Conducted: Hydrostatic ☐ Pneumatic ☐ Nominal Operating Pressure ☐ Other ☐ Exempt ☒  
Pressure psig Test Temp. deg.F.

9. Remarks \_\_\_\_\_

(Applicable Manufacturers Data Records to be attached)

#### CERTIFICATE OF COMPLIANCE

We certify that the statements made in the report are correct and this repair or replacement conforms to the rules of the rules of the ASME Code, Section XI.

Type Code Symbol Stamp N/A

Expiration Date N/A

Certificate of Authorization No. N/A

Signed Paul L. Smith TECH SPEC Date 11/14, 2000  
Owner or Owner's Designee, Title

#### CERTIFICATE OF INSERVICE INSPECTION

I, the undersigned, holding a valid commission issued by the National Board of Boiler and Pressure Vessel Inspectors and the

State or Province of NORTH CAROLINA and employed by HSB I AND I Company of Hartford Connecticut have inspected the components described in this Owners Report during the period 10-23-00 to 11-14-00 and state that to the best of my knowledge and belief, the Owner has performed examinations and taken corrective measures described in this Owner's Report in accordance with the requirements of the ASME Code, Section XI.

By signing this certificate neither the Inspector nor his employer makes any warranty, expressed or implied, concerning the examinations and corrective measure described in this Owners Report. Furthermore, neither the Inspector nor his employer shall be liable in any manner for any personal injury or property damage or a loss of any kind arising from or connected with this inspection.

Robert M. Smith  
Inspector's Signature

Commissions NC 978

Date 11-14, 2000

**FORM NIS-2 OWNER'S REPORT FOR REPAIRS OR REPLACEMENTS**

As Required By The Provisions Of The ASME Code Section XI

1. Owner DUKE POWER COMPANY

1a Date 11/14/00

Sheet 1 of 1

Address 526 S. CHURCH STREET, CHARLOTTE N.C. 28201-10062. Plant CATAWBA NUCLEAR STATION2a Unit ☒ 1 ☐ 2 ☐ 3 ☐ Shared (specify Units ☐ )Address 4800 CONCORD RD. YORK, S.C. 297453. Work Performed By Duke Power Company

3a Work Order # 98278252-01

Address 526 S. Church St. Charlotte, N.C. 28201-1006Type Code Symbol Stamp N/A Authorization No. N/A

3b NSM or MN # NA

Expiration Date N/A

4 Identification of System

Class B

SV MAIN STEAM VENT TO ATMOSPHERE

5. (a) Applicable Construction Code III 1974 Edition, S'75 Addenda, NONE Code Cases

(b) Applicable Edition of Section XI Utilized for Repairs or Replacements 1989 Addenda NONE

6. Identification of Components Repaired or Replacement Components

	Column 1	Column 2	Column 3	Column 4	Column 5	Column 6	Column 7	Column 8
	Name of Component	Name of Manufacturer	Manufacturer Serial Number	N B Number	Other Identification (Size)	Year Built	Repaired, Replaced, or Replacement	ASME Code Stamped (yes or no)
A	Valve Disc	Dresser	AAH34		For valve tag #1SV0023		REPLACED	
B	Valve Disc	Dresser	ADB87		For Valve tag #1SV0023		REPLACED	
C							REPAIRED	
D							REPAIRED	
E							REPAIRED	
F							REPAIRED	

NOTE: Supplemental sheets in form of lists, sketches, or drawings may be used, provided (1) size is 8 1/2 in. x 11 in. (2) information in items 1 through 6 on this reports included on each sheet, and (3) each sheet is numbered and the number of sheets is recorded at the top of this form.

7. Description of Work Refurbish valve 1SV-0023\_

8. Test Conducted: Hydrostatic ☐ Pneumatic ☐ Nominal Operating Pressure ☐ Other ☐ Exempt ☒  
Pressure                      psig                      Test Temp.                      deg.F.

9. Remarks \_\_\_\_\_

(Applicable Manufacturers Data Records to be attached)

### CERTIFICATE OF COMPLIANCE

We certify that the statements made in the report are correct and this repair or replacement conforms to the rules of the ASME Code, Section XI.

Type Code Symbol Stamp N/A

Expiration Date N/A

Certificate of Authorization No. N/A

Signed Paul L. Smith TECH SPEC Date 11/14, 2000  
Owner or Owner's Designee, Title

### CERTIFICATE OF INSERVICE INSPECTION

I, the undersigned, holding a valid commission issued by the National Board of Boiler and Pressure Vessel Inspectors and the

State or Province of NORTH CAROLINA and employed by HSB I AND I Company of Hartford Connecticut have inspected the components described in this Owners Report during the period 10-23-00 to 11-14-00 and state that to the best of my knowledge and belief, the Owner has performed examinations and taken corrective measures described in this Owner's Report in accordance with the requirements of the ASME Code, Section XI.

By signing this certificate neither the Inspector nor his employer makes any warranty, expressed or implied, concerning the examinations and corrective measure described in this Owners Report. Furthermore, neither the Inspector nor his employer shall be liable in any manner for any personal injury or property damage or a loss of any kind arising from or connected with this inspection.

Robert Smith  
Inspector's Signature

Commissions NC 978

Date 11-14, 2000

**FORM NIS-2 OWNER'S REPORT FOR REPAIRS OR REPLACEMENTS**

As Required By The Provisions Of The ASME Code Section XI

1. Owner DUKE POWER COMPANYAddress 526 S. CHURCH STREET. CHARLOTTE N.C. 28201-10062. Plant CATAWBA NUCLEAR STATIONAddress 4800 CONCORD RD. YORK, S.C. 297453. Work Performed By Duke Power CompanyAddress 526 S. Church St. Charlotte, N.C. 28201-1006Type Code Symbol Stamp N/A Authorization No. N/AExpiration Date N/A

4 Identification of System

SV MAIN STEAM VENT TO ATMOSPHERE

5. (a) Applicable Construction Code III 1974 Edition, S'75 Addenda, NONE Code Cases

(b) Applicable Edition of Section XI Utilized for Repairs or Replacements 1989 Addenda NONE

6. Identification of Components Repaired or Replacement Components

1a Date 12/13/00

Sheet 1 of 1

2a Unit ☒ 1 ☐ 2 ☐ 3 ☐ Shared (specify Units ☐ )

3a Work Order # 98278271-01/06

3b NSM or MN # NA

Class B

	Column 1	Column 2	Column 3	Column 4	Column 5	Column 6	Column 7	Column 8
	Name of Component	Name of Manufacturer	Manufacturer Serial Number	N B Number	Other Identification (Size)	Year Built	Repaired. Replaced. or Replacement	ASME Code Stamped (yes or no)
A	Disc	Dresser	AAH29		For valve tag #1SV008		REPLACED	
B	Disc	Dresser	ADB86		For valve tag #1SV008		REPLACED	
C							REPAIRED	
D							REPAIRED	
E							REPAIRED	
F							REPAIRED	

NOTE: Supplemental sheets in form of lists, sketches, or drawings may be used, provided (1) size is 8 1/2 in. x 11 in. (2) information in items 1 through 6 on this reports included on each sheet, and (3) each sheet is numbered and the number of sheets is recorded at the top of this form.

7. Description of Work Instal arefurbished Valve 1SV-008\_

8. Test Conducted: Hydrostatic ☐ Pneumatic ☐ Nominal Operating Pressure ☒ Other ☐ Exempt ☐  
Pressure 984 psig Test Temp. 546 deg.F.

9. Remarks \_\_\_\_\_  
\_\_\_\_\_  
\_\_\_\_\_  
(Applicable Manufacturers Data Records to be attached)

### CERTIFICATE OF COMPLIANCE

We certify that the statements made in the report are correct and this repair or replacement conforms to the rules of the rules of the ASME Code, Section XI.

Type Code Symbol Stamp N/A

Expiration Date N/A

Certificate of Authorization No. N/A

Signed Robert L. Smith TECH SPEC Date 12/14, 20 00  
Owner or Owner's Designee, Title

### CERTIFICATE OF INSERVICE INSPECTION

I, the undersigned, holding a valid commission issued by the National Board of Boiler and Pressure Vessel Inspectors and the State or Province of NORTH CAROLINA and employed by HSB I AND I Company of Hartford Connecticut have inspected the components described in this Owners Report during the period 11-27-00 to 1-10-01 and state that to the best of my knowledge and belief, the Owner has performed examinations and taken corrective measures described in this Owner's Report in accordance with the requirements of the ASME Code, Section XI.  
By signing this certificate neither the Inspector nor his employer makes any warranty, expressed or implied, concerning the examinations and corrective measure described in this Owners Report. Furthermore, neither the Inspector nor his employer shall be liable in any manner for any personal injury or property damage or a loss of any kind arising from or connected with this inspection.

Robert M. Smith  
Inspector's Signature

Commissions NC 978

Date 1-10, 20 01

**FORM NIS-2 OWNER'S REPORT FOR REPAIRS OR REPLACEMENTS**

As Required By The Provisions Of The ASME Code Section XI

1. Owner DUKE POWER COMPANY

1a Date 12/13/00

Sheet 1 of 1

Address 526 S. CHURCH STREET. CHARLOTTE N.C. 28201-10062. Plant CATAWBA NUCLEAR STATION2a Unit ☒ 1 ☐ 2 ☐ 3 ☐ Shared (specify Units ☐ )Address 4800 CONCORD RD. YORK, S.C. 297453. Work Performed By Duke Power Company

3a Work Order # 98278272-01

Address 526 S. Church St. Charlotte, N.C. 28201-1006Type Code Symbol Stamp N/A Authorization No. N/A

3b NSM or MN # NA

Expiration Date N/A

Class B

4 Identification of System

SV MAIN STEAM VENT TO ATMOSPHERE

5. (a) Applicable Construction Code III 1974 Edition, S'75 Addenda, NONE Code Cases

(b) Applicable Edition of Section XI Utilized for Repairs or Replacements 1989 Addenda NONE

6. Identification of Components Repaired or Replacement Components

	Column 1	Column 2	Column 3	Column 4	Column 5	Column 6	Column 7	Column 8
	Name of Component	Name of Manufacturer	Manufacturer Serial Number	N B Number	Other Identification (Size)	Year Built	Repaired. Replaced. or Replacement	ASME Code Stamped (yes or no)
A	Disc	Dresser	AAH50		For valve tag #1SV10		REPLACED	
B	Disc	Dresser	ADC13		For valve tag #1SV10		REPLACED	
C							REPAIRED	
D							REPAIRED	
E							REPAIRED	
F							REPAIRED	

NOTE: Supplemental sheets in form of lists, sketches, or drawings may be used, provided (1) size is 8 1/2 in. x 11 in. (2) information in items 1 through 6 on this reports included on each sheet, and (3) each sheet is numbered and the number of sheets is recorded at the top of this form.

7. Description of Work Install Refurbished Valve 1SV10\_

8. Test Conducted: Hydrostatic ☐ Pneumatic ☐ Nominal Operating Pressure ☒ Other ☐ Exempt ☐  
Pressure 984 psig Test Temp. 546 deg.F.

9. Remarks \_\_\_\_\_  
\_\_\_\_\_  
\_\_\_\_\_

(Applicable Manufacturers Data Records to be attached)

#### CERTIFICATE OF COMPLIANCE

We certify that the statements made in the report are correct and this repair or replacement conforms to the rules of the rules of the ASME Code, Section XI.

Type Code Symbol Stamp N/A

Expiration Date N/A

Certificate of Authorization No. N/A

Signed Paul L. Smith TECH SPEC Date 12/13, 2000  
Owner or Owner's Designee, Title

#### CERTIFICATE OF INSERVICE INSPECTION

I, the undersigned, holding a valid commission issued by the National Board of Boiler and Pressure Vessel Inspectors and the

State or Province of NORTH CAROLINA and employed by HSB I AND I Company of Hartford Connecticut have inspected the components described in this Owners Report during the period 10-27-00 to 1-10-01 and state that to the best of my knowledge and belief, the Owner has performed examinations and taken corrective measures described in this Owner's Report in accordance with the requirements of the ASME Code, Section XI.

By signing this certificate neither the Inspector nor his employer makes any warranty, expressed or implied, concerning the examinations and corrective measure described in this Owners Report. Furthermore, neither the Inspector nor his employer shall be liable in any manner for any personal injury or property damage or a loss of any kind arising from or connected with this inspection.

Robert M. Smith Commissions NC 978  
Inspector's Signature

Date 1-10, 2001

**FORM NIS-2 OWNER'S REPORT FOR REPAIRS OR REPLACEMENTS**

As Required By The Provisions Of The ASME Code Section XI

1. Owner DUKE POWER COMPANY

1a Date 11/07/00

Sheet 1 of 1

Address 526 S. CHURCH STREET, CHARLOTTE N.C. 28201-10062. Plant CATAWBA NUCLEAR STATION2a Unit ☒ 1 ☐ 2 ☐ 3 ☐ Shared (specify Units ☐ )Address 4800 CONCORD RD. YORK, S.C. 297453. Work Performed By Duke Power Company

3a Work Order # 98279226-01

Address 526 S. Church St. Charlotte, N.C. 28201-1006Type Code Symbol Stamp N/A Authorization No. N/A

3b NSM or MN #

Expiration Date N/A4 Identification of System SM MAIN STEAM SYSTEMClass B

5. (a) Applicable Construction Code III 1974 Edition, S'75 Addenda, NONE Code Cases

(b) Applicable Edition of Section XI Utilized for Repairs or Replacements 1989 Addenda NONE

6. Identification of Components Repaired or Replacement Components

	Column 1	Column 2	Column 3	Column 4	Column 5	Column 6	Column 7	Column 8
	Name of Component	Name of Manufacturer	Manufacturer Serial Number	N B: Number	Other Identification (Size)	Year Built	Repaired, Replaced, or Replacement	ASME Code Stamped (yes or no)
A	Bolting				Studs-SA193 for Steam Generator "1B" Handhole/Instr. Port Cover		REPLACEMENT	
B							REPAIRED	
C							REPAIRED	
D							REPAIRED	
E							REPAIRED	
F							REPAIRED	

NOTE: Supplemental sheets in form of lists, sketches, or drawings may be used, provided (1) size is 8 1/2 in. x 11 in. (2) information in items 1 through 6 on this reports included on each sheet, and (3) each sheet is numbered and the number of sheets is recorded at the top of this form.

7. Description of Work R/R Handhole/Instrumentation Port Cover\_\_

8. Test Conducted: Hydrostatic ☐ Pneumatic ☐ Nominal Operating Pressure ☐ Other ☐ Exempt ☒  
Pressure                      psig                      Test Temp.                      deg.F.

9. Remarks \_\_\_\_\_

(Applicable Manufacturers Data Records to be attached)

#### CERTIFICATE OF COMPLIANCE

We certify that the statements made in the report are correct and this repair or replacement conforms to the rules of the rules of the ASME Code, Section XI.

Type Code Symbol Stamp N/A

Expiration Date N/A

Certificate of Authorization No. N/A

Signed Paul L. Smith  
Owner or Owner's Designee, Title

TECH SPEC

Date 10/7/00, 20 00

#### CERTIFICATE OF INSERVICE INSPECTION

I, the undersigned, holding a valid commission issued by the National Board of Boiler and Pressure Vessel Inspectors and the

State or Province of NORTH CAROLINA and employed by HSB I AND I Company of Hartford Connecticut have inspected the components described in this Owners Report during the period 10-3-00 to 11-8-00 and state that to the best of my knowledge and belief, the Owner has performed examinations and taken corrective measures described in this Owner's Report in accordance with the requirements of the ASME Code, Section XI.

By signing this certificate neither the Inspector nor his employer makes any warranty, expressed or implied, concerning the examinations and corrective measure described in this Owners Report. Furthermore, neither the Inspector nor his employer shall be liable in any manner for any personal injury or property damage or a loss of any kind arising from or connected with this inspection.

Robert M. Smith  
Inspector's Signature

Commissions NC 978

Date 11-8-00, 20 00

**FORM NIS-2 OWNER'S REPORT FOR REPAIRS OR REPLACEMENTS**

As Required By The Provisions Of The ASME Code Section XI

1. Owner DUKE POWER COMPANYAddress 526 S. CHURCH STREET. CHARLOTTE N.C. 28201-10062. Plant CATAWBA NUCLEAR STATIONAddress 4800 CONCORD RD. YORK, S.C. 297453. Work Performed By Duke Power CompanyAddress 526 S. Church St. Charlotte, N.C. 28201-1006Type Code Symbol Stamp N/A Authorization No. N/AExpiration Date N/A

4 Identification of System

KD DIESEL GENERATOR COOLING WATER SYSTEM

5. (a) Applicable Construction Code III 1974 Edition, S'75 Addenda, NONE Code Cases

(b) Applicable Edition of Section XI Utilized for Repairs or Replacements 1989 Addenda NONE

6. Identification of Components Repaired or Replacement Components

1a Date 11/27/00

Sheet 1 of 1

2a Unit ☒ 1 ☐ 2 ☐ 3 ☐ Shared (specify Units ☐ )

3a Work Order # 98282567-02

3b NSM or MN # NA

Class A

	Column 1	Column 2	Column 3	Column 4	Column 5	Column 6	Column 7	Column 8
	Name of Component	Name of Manufacturer	Manufacturer Serial Number	N B Number	Other Identification (Size)	Year Built	Repaired. Replaced. or Replacement	ASME Code Stamped (yes or no)
A	Seal Weld	Duke Power Co.	C-1KD	99	Seal weld bonnet to body on valve 1KD-001		REPLACEMENT	
B							REPAIRED	
C							REPAIRED	
D							REPAIRED	
E							REPAIRED	
F							REPAIRED	

NOTE: Supplemental sheets in form of lists, sketches, or drawings may be used, provided (1) size is 8 1/2 in. x 11 in. (2) information in items 1 through 6 on this reports included on each sheet, and (3) each sheet is numbered and the number of sheets is recorded at the top of this form.

7. Description of Work I/R Seat Leak

8. Test Conducted: Hydrostatic ☐ Pneumatic ☐ Nominal Operating Pressure ☐ Other ☐ Exempt ☒  
Pressure psig Test Temp. deg.F.

9. Remarks

(Applicable Manufacturers Data Records to be attached)

#### CERTIFICATE OF COMPLIANCE

We certify that the statements made in the report are correct and this repair or replacement conforms to the rules of the rules of the ASME Code, Section XI.

Type Code Symbol Stamp N/A

Expiration Date N/A

Certificate of Authorization No. N/A

Signed

Paul L. Smith  
Owner or Owner's Designee, Title

TECH SPEC

Date

11/27, 2000

#### CERTIFICATE OF INSERVICE INSPECTION

I, the undersigned, holding a valid commission issued by the National Board of Boiler and Pressure Vessel Inspectors and the

State or Province of NORTH CAROLINA and employed by HSB I AND I Company of Hartford Connecticut have inspected the components described in this Owners Report during the period 8-7-00 to 12-6-00 and state that to the best of my knowledge and belief, the Owner has performed examinations and taken corrective measures described in this Owner's Report in accordance with the requirements of the ASME Code, Section XI.

By signing this certificate neither the Inspector nor his employer makes any warranty, expressed or implied, concerning the examinations and corrective measure described in this Owners Report. Furthermore, neither the Inspector nor his employer shall be liable in any manner for any personal injury or property damage or a loss of any kind arising from or connected with this inspection.

Robert McNeil  
Inspector's Signature

Commissions NC 978

Date 12-6, 2000

**FORM NIS-2 OWNER'S REPORT FOR REPAIRS OR REPLACEMENTS**

As Required By The Provisions Of The ASME Code Section XI

1. Owner DUKE POWER COMPANY

1a Date 12/19/00

Sheet 1 of 1

Address 526 S. CHURCH STREET. CHARLOTTE N.C. 28201-10062. Plant CATAWBA NUCLEAR STATION2a Unit ☒ 1 ☐ 2 ☐ 3 ☐ Shared (specify Units ☐ )Address 4800 CONCORD RD. YORK, S.C. 297453. Work Performed By Duke Power Company

3a Work Order # 98290940-05

Address 526 S. Church St. Charlotte, N.C. 28201-1006Type Code Symbol Stamp N/A Authorization No. N/A

3b NSM or MN # NA

Expiration Date N/A4 Identification of System CA AUXILIARY FEEDWATER SYSTEM Class B

5. (a) Applicable Construction Code III 1974 Edition, S'75 Addenda, N-416-1 Code Cases

(b) Applicable Edition of Section XI Utilized for Repairs or Replacements 1989 Addenda NONE

6. Identification of Components Repaired or Replacement Components

	Column 1	Column 2	Column 3	Column 4	Column 5	Column 6	Column 7	Column 8
	Name of Component	Name of Manufacturer	Manufacturer Serial Number	N B Number	Other Identification (Size)	Year Built	Repaired, Replaced, or Replacement	ASME Code Stamped (yes or no)
A	Valve	Kerotest	HAP-4-7	35855	For valve tag #1CA190	1983	REPLACED	
B	Valve	Kerotest	DAN1-17	31246	For valve tag #1CA190	1980	REPLACED	
C	Pipe	Duke Power Co.	C-1CA	121	2"Pipe-SA335 90 Elbow-SA182		REPLACED	
D	Pipe Welds	Duke Power Co.	C-1CA	121	1CA106-2,3,30,31		REPLACED	
E							REPAIRED	
F							REPAIRED	

NOTE: Supplemental sheets in form of lists, sketches, or drawings may be used, provided (1) size is 8 1/2 in. x 11 in. (2) information in items 1 through 6 on this reports included on each sheet, and (3) each sheet is numbered and the number of sheets is recorded at the top of this form.

7. Description of Work Cut out & Replace Valve\_

8. Test Conducted: Hydrostatic ☐ Pneumatic ☐ Nominal Operating Pressure ☒ Other ☐ Exempt ☐  
Pressure 1074 psig Test Temp. 105 deg.F.

9. Remarks \_\_\_\_\_  
\_\_\_\_\_  
\_\_\_\_\_

(Applicable Manufacturers Data Records to be attached)

### CERTIFICATE OF COMPLIANCE

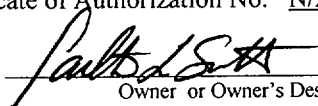
We certify that the statements made in the report are correct and this repair or replacement conforms to the rules of the rules of the ASME Code, Section XI.

Type Code Symbol Stamp N/A

Expiration Date N/A

Certificate of Authorization No. N/A

Signed



TECH SPEC

Date 12/19, 20 00


Owner or Owner's Designee, Title

### CERTIFICATE OF INSERVICE INSPECTION

I, the undersigned, holding a valid commission issued by the National Board of Boiler and Pressure Vessel Inspectors and the

State or Province of NORTH CAROLINA and employed by HSB I AND I Company of Hartford Connecticut have inspected the components described in this Owners Report during the period 11-20-00 to 1-2-01 and state that to the best of my knowledge and belief, the Owner has performed examinations and taken corrective measures described in this Owner's Report in accordance with the requirements of the ASME Code, Section XI.

By signing this certificate neither the Inspector nor his employer makes any warranty, expressed or implied, concerning the examinations and corrective measure described in this Owners Report. Furthermore, neither the Inspector nor his employer shall be liable in any manner for any personal injury or property damage or a loss of any kind arising from or connected with this inspection.



Inspector's Signature

Commissions NC 978

Date 1-2, 20 01

**FORM NIS-2 OWNER'S REPORT FOR REPAIRS OR REPLACEMENTS**

As Required By The Provisions Of The ASME Code Section XI

1. Owner DUKE POWER COMPANY

1a Date 11/29/00

Sheet 1 of 1

Address 526 S. CHURCH STREET. CHARLOTTE N.C. 28201-10062. Plant CATAWBA NUCLEAR STATION2a Unit ☒ 1 ☐ 2 ☐ 3 ☐ Shared (specify Units ☐ )Address 4800 CONCORD RD. YORK, S.C. 297453. Work Performed By Duke Power Company

3a Work Order # 98298182-01

Address 526 S. Church St. Charlotte, N.C. 28201-1006Type Code Symbol Stamp N/A Authorization No. N/A

3b NSM or MN # NA

Expiration Date N/A4 Identification of System KC COMPONENT COOLING SYSTEM Class B

5. (a) Applicable Construction Code III 1974 Edition, S'75 Addenda, NONE Code Cases

(b) Applicable Edition of Section XI Utilized for Repairs or Replacements 1989 Addenda NONE

6. Identification of Components Repaired or Replacement Components

	Column 1	Column 2	Column 3	Column 4	Column 5	Column 6	Column 7	Column 8
	Name of Component	Name of Manufacturer	Manufacturer Serial Number	N B Number	Other Identification (Size)	Year Built	Repaired, Replaced, or Replacement	ASME Code Stamped (yes or no)
A	Hinge Pin Pipe Plug				For Valve 1KC-322		REPLACED	
B							REPAIRED	
C							REPAIRED	
D							REPAIRED	
E							REPAIRED	
F							REPAIRED	

NOTE: Supplemental sheets in form of lists, sketches, or drawings may be used, provided (1) size is 8 1/2 in. x 11 in. (2) information in items 1 through 6 on this reports included on each sheet, and (3) each sheet is numbered and the number of sheets is recorded at the top of this form.

7. Description of Work Inspect Check Valve 1KC-322\_

8. Test Conducted: Hydrostatic ☐ Pneumatic ☐ Nominal Operating Pressure ☐ Other ☐ Exempt ☒  
Pressure                      psig                      Test Temp.                      deg.F.

9. Remarks \_\_\_\_\_

(Applicable Manufacturers Data Records to be attached)

#### CERTIFICATE OF COMPLIANCE

We certify that the statements made in the report are correct and this repair or replacement conforms to the rules of the rules of the ASME Code, Section XI.

Type Code Symbol Stamp N/A

Expiration Date N/A

Certificate of Authorization No. N/A

Signed Paul D. Smith TECH SPEC Date 11/29, 20 00  
Owner or Owner's Designee, Title

#### CERTIFICATE OF INSERVICE INSPECTION

I, the undersigned, holding a valid commission issued by the National Board of Boiler and Pressure Vessel Inspectors and the

State or Province of NORTH CAROLINA and employed by HSB I AND I Company of Hartford Connecticut have inspected the components described in this Owners Report during the period 10-21-00 to 1-4-01 and state that to the best of my knowledge and belief, the Owner has performed examinations and taken corrective measures described in this Owner's Report in accordance with the requirements of the ASME Code, Section XI.

By signing this certificate neither the Inspector nor his employer makes any warranty, expressed or implied, concerning the examinations and corrective measure described in this Owners Report. Furthermore, neither the Inspector nor his employer shall be liable in any manner for any personal injury or property damage or a loss of any kind arising from or connected with this inspection.

Robert M. Smith  
Inspector's Signature

Commissions NC 978

Date 1-4, 20 01

**FORM NIS-2 OWNER'S REPORT FOR REPAIRS OR REPLACEMENTS**

As Required By The Provisions Of The ASME Code Section XI

1. Owner DUKE POWER COMPANY

1a Date 12/19/00

Sheet 1 of 1

Address 526 S. CHURCH STREET, CHARLOTTE N.C. 28201-10062. Plant CATAWBA NUCLEAR STATION2a Unit ☒ 1 ☐ 2 ☐ 3 ☐ Shared (specify Units ☐ )Address 4800 CONCORD RD. YORK, S.C. 297453. Work Performed By Duke Power Company

3a Work Order # 98303241-01/07

Address 526 S. Church St. Charlotte, N.C. 28201-1006Type Code Symbol Stamp N/A Authorization No. N/A

3b NSM or MN # NA

Expiration Date N/A

4 Identification of System

Class C

RN NUCLEAR SERVICE WATER SYSTEM

5. (a) Applicable Construction Code III 1974 Edition, S'75 Addenda, N-416-1 Code Cases

(b) Applicable Edition of Section XI Utilized for Repairs or Replacements 1989 Addenda NONE

6. Identification of Components Repaired or Replacement Components

	Column 1	Column 2	Column 3	Column 4	Column 5	Column 6	Column 7	Column 8
	Name of Component	Name of Manufacturer	Manufacturer Serial Number	N B Number	Other Identification (Size)	Year Built	Repaired, Replaced, or Replacement	ASME Code Stamped (yes or no)
A	Base Metal Repair	Duke Power Co.	C-1RN	117	RN0F0002-BMR10N,11N,12N,13N,14N,15N,16N,17N		REPLACEMENT	
B							REPAIRED	
C							REPAIRED	
D							REPAIRED	
E							REPAIRED	
F							REPAIRED	

NOTE: Supplemental sheets in form of lists, sketches, or drawings may be used, provided (1) size is 8 1/2 in. x 11 in. (2) information in items 1 through 6 on this reports included on each sheet, and (3) each sheet is numbered and the number of sheets is recorded at the top of this form.

## 7. Description of Work Contingency Repair Plan\_

8. Test Conducted: Hydrostatic ☐ Pneumatic ☐ Nominal Operating Pressure ☒ Other ☐ Exempt ☐  
Pressure 75 psig Test Temp. 66 deg.F.

## 9. Remarks \_\_\_\_\_

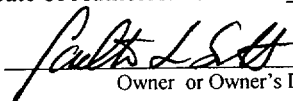
(Applicable Manufacturers Data Records to be attached)

**CERTIFICATE OF COMPLIANCE**

We certify that the statements made in the report are correct and this repair or replacement conforms to the rules of the rules of the ASME Code, Section XI.

Type Code Symbol Stamp N/AExpiration Date N/ACertificate of Authorization No. N/A

Signed



TECH SPEC

Date

12/19,20 00


Owner or Owner's Designee, Title

**CERTIFICATE OF INSERVICE INSPECTION**

I, the undersigned, holding a valid commission issued by the National Board of Boiler and Pressure Vessel Inspectors and the

State or Province of NORTH CAROLINA and employed by HSB I AND I Company of Hartford Connecticut have inspected the components described in this Owners Report during the period 11-6-00 to 1-3-01 and state that to the best of my knowledge and belief, the Owner has performed examinations and taken corrective measures described in this Owner's Report in accordance with the requirements of the ASME Code, Section XI.

By signing this certificate neither the Inspector nor his employer makes any warranty, expressed or implied, concerning the examinations and corrective measure described in this Owners Report. Furthermore, neither the Inspector nor his employer shall be liable in any manner for any personal injury or property damage or a loss of any kind arising from or connected with this inspection.



Inspector's Signature

Commissions NC 978Date 1-3, 2001

**FORM NIS-2 OWNER'S REPORT FOR REPAIRS OR REPLACEMENTS**

As Required By The Provisions Of The ASME Code Section XI

1. Owner DUKE POWER COMPANY

1a Date 12/04/00

Sheet 1 of 1

Address 526 S. CHURCH STREET. CHARLOTTE N.C. 28201-10062. Plant CATAWBA NUCLEAR STATION2a Unit ☒ 1 ☐ 2 ☐ 3 ☐ Shared (specify Units ☐ )Address 4800 CONCORD RD. YORK, S.C. 297453. Work Performed By Duke Power Company

3a Work Order # 98313343-01/04

Address 526 S. Church St. Charlotte, N.C. 28201-1006Type Code Symbol Stamp N/A Authorization No. N/A

3b NSM or MN # CE70583

Expiration Date N/A

4 Identification of System

Class C

KD DIESEL GENERATOR COOLING WATER SYSTEM

5. (a) Applicable Construction Code III 1974 Edition, S'75 Addenda, NONE Code Cases

(b) Applicable Edition of Section XI Utilized for Repairs or Replacements 1989 Addenda NONE

6. Identification of Components Repaired or Replacement Components

	Column 1	Column 2	Column 3	Column 4	Column 5	Column 6	Column 7	Column 8
	Name of Component	Name of Manufacturer	Manufacturer Serial Number	N B Number	Other Identification (Size)	Year Built	Repaired, Replaced, or Replacement	ASME Code Stamped (yes or no)
A	Valve	BIF	N59032-5	383	Valve tag 1KD28	1979	REPLACED	
B	Valve	Fisher	8263C-01C	384	Valve tag 1KD28	2000	REPLACED	
C							REPAIRED	
D							REPAIRED	
E							REPAIRED	
F							REPAIRED	

NOTE: Supplemental sheets in form of lists, sketches, or drawings may be used, provided (1) size is 8 1/2 in. x 11 in. (2) information in items 1 through 6 on this reports included on each sheet, and (3) each sheet is numbered and the number of sheets is recorded at the top of this form.

7. Description of Work Replace Valve 1KD28\_

8. Test Conducted: Hydrostatic ☐ Pneumatic ☐ Nominal Operating Pressure ☒ Other ☐ Exempt ☐  
Pressure 12 psig Test Temp. 150 deg.F.

9. Remarks \_\_\_\_\_

(Applicable Manufacturers Data Records to be attached)

#### CERTIFICATE OF COMPLIANCE

We certify that the statements made in the report are correct and this repair or replacement conforms to the rules of the rules of the ASME Code, Section XI.

Type Code Symbol Stamp N/A

Expiration Date N/A

Certificate of Authorization No. N/A

Signed Paul L. S. A. TECH SPEC Date 12/4, 20 00  
Owner or Owner's Designee, Title

#### CERTIFICATE OF INSERVICE INSPECTION

I, the undersigned, holding a valid commission issued by the National Board of Boiler and Pressure Vessel Inspectors and the State or Province of NORTH CAROLINA and employed by HSB I AND I Company of Hartford Connecticut have inspected the components described in this Owners Report during the period 11-2-00 to 1-8-01 and state that to the best of my knowledge and belief, the Owner has performed examinations and taken corrective measures described in this Owner's Report in accordance with the requirements of the ASME Code, Section XI.  
By signing this certificate neither the Inspector nor his employer makes any warranty, expressed or implied, concerning the examinations and corrective measure described in this Owners Report. Furthermore, neither the Inspector nor his employer shall be liable in any manner for any personal injury or property damage or a loss of any kind arising from or connected with this inspection.

Robert Miller  
Inspector's Signature

Commissions NC 978

Date 1-8, 20 01

**FORM NIS-2 OWNER'S REPORT FOR REPAIRS OR REPLACEMENTS**

As Required By The Provisions Of The ASME Code Section XI

1. Owner DUKE POWER COMPANY

1a Date 01/03/01

Sheet 1 of 1

Address 526 S. CHURCH STREET. CHARLOTTE N.C. 28201-10062. Plant CATAWBA NUCLEAR STATION2a Unit ☒ 1 ☐ 2 ☐ 3 ☐ Shared (specify Units ☐ )Address 4800 CONCORD RD. YORK, S.C. 297453. Work Performed By Duke Power Company

3a Work Order # 98314456-07

Address 526 S. Church St. Charlotte, N.C. 28201-1006Type Code Symbol Stamp N/A Authorization No. N/A

3b NSM or MN # NA

Expiration Date N/A

4 Identification of System

Class C

NV CNEMICAL VOLUME CONTROL SYSTEM

5. (a) Applicable Construction Code III 1974 Edition, S'75 Addenda, NONE Code Cases

(b) Applicable Edition of Section XI Utilized for Repairs or Replacements 1989 Addenda NONE

6. Identification of Components Repaired or Replacement Components

	Column 1	Column 2	Column 3	Column 4	Column 5	Column 6	Column 7	Column 8
	Name of Component	Name of Manufacturer	Manufacturer Serial Number	N B Number	Other Identification (Size)	Year Built	Repaired. Replaced. or Replacement	ASME Code Stamped (yes or no)
A	Bolting				Studs-SA193, Hex Nuts-SA194 for Manway to Boric Acid Tank		REPLACED	
B							REPAIRED	
C							REPAIRED	
D							REPAIRED	
E							REPAIRED	
F							REPAIRED	

NOTE: Supplemental sheets in form of lists, sketches, or drawings may be used, provided (1) size is 8 1/2 in. x 11 in. (2) information in items 1 through 6 on this reports included on each sheet, and (3) each sheet is numbered and the number of sheets is recorded at the top of this form.

7. Description of Work Re-install Upper Manway Cover\_

8. Test Conducted: Hydrostatic ☐ Pressure      Pneumatic ☐ Test Temp.      Nominal Operating Pressure ☐ deg.F.      Other ☐ Exempt ☒

9. Remarks \_\_\_\_\_

(Applicable Manufacturers Data Records to be attached)

#### CERTIFICATE OF COMPLIANCE

We certify that the statements made in the report are correct and this repair or replacement conforms to the rules of the rules of the ASME Code, Section XI.

Type Code Symbol Stamp N/A

Expiration Date N/A

Certificate of Authorization No. N/A

Signed Paula L. Smith TECH SPEC Date 1/3, 2001  
Owner or Owner's Designee, Title

#### CERTIFICATE OF INSERVICE INSPECTION

I, the undersigned, holding a valid commission issued by the National Board of Boiler and Pressure Vessel Inspectors and the

State or Province of NORTH CAROLINA and employed by HSB I AND I Company of Hartford Connecticut have inspected the components described in this Owners Report during the period 10-27-00 to 1-11-01 and state that to the best of my knowledge and belief, the Owner has performed examinations and taken corrective measures described in this Owner's Report in accordance with the requirements of the ASME Code, Section XI.

By signing this certificate neither the Inspector nor his employer makes any warranty, expressed or implied, concerning the examinations and corrective measure described in this Owners Report. Furthermore, neither the Inspector nor his employer shall be liable in any manner for any personal injury or property damage or a loss of any kind arising from or connected with this inspection.

Robert McGill  
Inspector's Signature

Commissions NC 978

Date 1-11, 2001

**FORM NIS-2 OWNER'S REPORT FOR REPAIRS OR REPLACEMENTS**

As Required By The Provisions Of The ASME Code Section XI

1. Owner DUKE POWER COMPANY

1a Date 11/27/00

Sheet 1 of 1

Address 526 S. CHURCH STREET. CHARLOTTE N.C. 28201-10062. Plant CATAWBA NUCLEAR STATION2a Unit ☒ 1 ☐ 2 ☐ 3 ☐ Shared (specify Units ☐ )Address 4800 CONCORD RD. YORK, S.C. 297453. Work Performed By Duke Power Company

3a Work Order # 98316401-14

Address 526 S. Church St. Charlotte, N.C. 28201-1006Type Code Symbol Stamp N/A Authorization No. N/A

3b NSM or MN # NA

Expiration Date N/A

4 Identification of System

Class C

RN NUCLEAR SERVICE WATER SYSTEM

5. (a) Applicable Construction Code III 1974 Edition, S'75 Addenda, NONE Code Cases

(b) Applicable Edition of Section XI Utilized for Repairs or Replacements 1989 Addenda NONE

6. Identification of Components Repaired or Replacement Components

	Column 1	Column 2	Column 3	Column 4	Column 5	Column 6	Column 7	Column 8
	Name of Component	Name of Manufacturer	Manufacturer Serial Number	N B Number	Other Identification (Size)	Year Built	Repaired. Replaced. or Replacement	ASME Code Stamped (yes or no)
A	Bolting				Studs- SA193, Hex Nuts- SA194 for valve 1RN-003A		REPLACEMENT	
B							REPAIRED	
C							REPAIRED	
D							REPAIRED	
E							REPAIRED	
F							REPAIRED	

**FORM NIS-2 OWNER'S REPORT FOR REPAIRS OR REPLACEMENTS**

As Required By The Provisions Of The ASME Code Section XI

1. Owner DUKE POWER COMPANY

1a Date 11/28/00

Sheet 1 of 1

Address 526 S. CHURCH STREET, CHARLOTTE N.C. 28201-10062. Plant CATAWBA NUCLEAR STATION2a Unit ☒ 1 ☐ 2 ☐ 3 ☐ Shared (specify Units ☐ )Address 4800 CONCORD RD. YORK, S.C. 297453. Work Performed By Duke Power Company

3a Work Order # 98323117-02

Address 526 S. Church St. Charlotte, N.C. 28201-1006Type Code Symbol Stamp N/A Authorization No. N/A

3b NSM or MN # NA

Expiration Date N/A

4 Identification of System

Class C

RN NUCLEAR SERVICE WATER SYSTEM

5. (a) Applicable Construction Code III 1974 Edition, S'75 Addenda, NONE Code Cases

(b) Applicable Edition of Section XI Utilized for Repairs or Replacements 1989 Addenda NONE

6. Identification of Components Repaired or Replacement Components

	Column 1	Column 2	Column 3	Column 4	Column 5	Column 6	Column 7	Column 8
	Name of Component	Name of Manufacturer	Manufacturer Serial Number	N B Number	Other Identification (Size)	Year Built	Repaired. Replaced. or Replacement	ASME Code Stamped (yes or no)
A	Bolting				Studs-SA193, Hex Nuts-SA194 for valve 1RN4B		REPLACED	
B							REPAIRED	
C							REPAIRED	
D							REPAIRED	
E							REPAIRED	
F							REPAIRED	

NOTE: Supplemental sheets in form of lists, sketches, or drawings may be used, provided (1) size is 8 1/2 in. x 11 in. (2) information in items 1 through 6 on this reports included on each sheet, and (3) each sheet is numbered and the number of sheets is recorded at the top of this form.

7. Description of Work Inspect Flange Bolting

8. Test Conducted: Hydrostatic ☐ Pneumatic ☐ Nominal Operating Pressure ☐ Other ☐ Exempt ☒  
Pressure                      psig                      Test Temp.                      deg.F.

9. Remarks \_\_\_\_\_  
\_\_\_\_\_  
\_\_\_\_\_

(Applicable Manufacturers Data Records to be attached)

#### CERTIFICATE OF COMPLIANCE

We certify that the statements made in the report are correct and this repair or replacement conforms to the rules of the rules of the ASME Code, Section XI.

Type Code Symbol Stamp N/A

Expiration Date N/A

Certificate of Authorization No. N/A

Signed Robert L. Smith TECH SPEC Date 11/28, 20 00  
Owner or Owner's Designee, Title

#### CERTIFICATE OF INSERVICE INSPECTION

I, the undersigned, holding a valid commission issued by the National Board of Boiler and Pressure Vessel Inspectors and the

State or Province of NORTH CAROLINA and employed by HSB I AND I Company of Hartford Connecticut have inspected the components described in this Owners Report during the period 11-2-00 to 1-8-01 and state that to the best of my knowledge and belief, the Owner has performed examinations and taken corrective measures described in this Owner's Report in accordance with the requirements of the ASME Code, Section XI.

By signing this certificate neither the Inspector nor his employer makes any warranty, expressed or implied, concerning the examinations and corrective measure described in this Owners Report. Furthermore, neither the Inspector nor his employer shall be liable in any manner for any personal injury or property damage or a loss of any kind arising from or connected with this inspection.

Robert L. Smith  
Inspector's Signature

Commissions NC 978

Date 1-8, 20 01

**FORM NIS-2 OWNER'S REPORT FOR REPAIRS OR REPLACEMENTS**

As Required By The Provisions Of The ASME Code Section XI

1. Owner DUKE POWER COMPANYAddress 526 S. CHURCH STREET. CHARLOTTE N.C. 28201-10062. Plant CATAWBA NUCLEAR STATIONAddress 4800 CONCORD RD. YORK, S.C. 297453. Work Performed By Duke Power CompanyAddress 526 S. Church St. Charlotte, N.C. 28201-1006Type Code Symbol Stamp N/A Authorization No. N/AExpiration Date N/A

4 Identification of System

RN NUCLEAR SERVICE WATER SYSTEM

5. (a) Applicable Construction Code III 1974 Edition, S'75 Addenda, N-416-1 Code Cases

(b) Applicable Edition of Section XI Utilized for Repairs or Replacements 1989 Addenda NONE

6. Identification of Components Repaired or Replacement Components

1a Date 11/28/00

Sheet 1 of 1

2a Unit ☒ 1 ☐ 2 ☐ 3 ☐ Shared (specify Units ☐ )

3a Work Order # 98323240-01,09

3b NSM or MN # NA

Class C

	Column 1	Column 2	Column 3	Column 4	Column 5	Column 6	Column 7	Column 8
	Name of Component	Name of Manufacturer	Manufacturer Serial Number	N B Number	Other Identification (Size)	Year Built	Repaired. Replaced. or Replacement	ASME Code Stamped (yes or no)
A	Pipe	Duke Power Co.	C-1RN	117	18"Pipe-SA106, Flange-SA105, 90 Elbow-SA234		REPLACED	
B	Pipe Welds	Duke Power Co.	C-1RN	117	1RN149-12,11 1RN157-23		REPLACED	
C							REPAIRED	
D							REPAIRED	
E							REPAIRED	
F							REPAIRED	

NOTE: Supplemental sheets in form of lists, sketches, or drawings may be used, provided (1) size is 8 1/2 in. x 11 in. (2) information in items 1 through 6 on this reports included on each sheet, and (3) each sheet is numbered and the number of sheets is recorded at the top of this form.

7. Description of Work Replace Piping @ valve 1RN835\_

8. Test Conducted: Hydrostatic ☐ Pneumatic ☐ Nominal Operating Pressure ☒ Other ☐ Exempt ☐  
Pressure 62 psig Test Temp. 66 deg.F.

9. Remarks \_\_\_\_\_

(Applicable Manufacturers Data Records to be attached)

#### CERTIFICATE OF COMPLIANCE

We certify that the statements made in the report are correct and this repair or replacement conforms to the rules of the rules of the ASME Code, Section XI.

Type Code Symbol Stamp N/A

Expiration Date N/A

Certificate of Authorization No. N/A

Signed Paul L. Smith TECH SPEC Date 11/28, 20 00  
Owner or Owner's Designee, Title

#### CERTIFICATE OF INSERVICE INSPECTION

I, the undersigned, holding a valid commission issued by the National Board of Boiler and Pressure Vessel Inspectors and the

State or Province of NORTH CAROLINA and employed by HSB I AND I Company of Hartford Connecticut have inspected the components described in this Owners Report during the period 10-18-00 to 1-8-01 and state that to the best of my knowledge and belief, the Owner has performed examinations and taken corrective measures described in this Owner's Report in accordance with the requirements of the ASME Code, Section XI.

By signing this certificate neither the Inspector nor his employer makes any warranty, expressed or implied, concerning the examinations and corrective measure described in this Owners Report. Furthermore, neither the Inspector nor his employer shall be liable in any manner for any personal injury or property damage or a loss of any kind arising from or connected with this inspection.

Robert m. Liu  
Inspector's Signature

Commissions NC 978

Date 1-8, 20 01

**FORM NIS-2 OWNER'S REPORT FOR REPAIRS OR REPLACEMENTS**

As Required By The Provisions Of The ASME Code Section XI

1. Owner DUKE POWER COMPANYAddress 526 S. CHURCH STREET. CHARLOTTE N.C. 28201-10062. Plant CATAWBA NUCLEAR STATIONAddress 4800 CONCORD RD. YORK, S.C. 297453. Work Performed By Duke Power CompanyAddress 526 S. Church St. Charlotte, N.C. 28201-1006Type Code Symbol Stamp N/A Authorization No. N/AExpiration Date N/A

4 Identification of System

ND RESIDUAL HEAT REMOVAL SYSTEM

5. (a) Applicable Construction Code III 1974 Edition, S'75 Addenda, NONE Code Cases

(b) Applicable Edition of Section XI Utilized for Repairs or Replacements 1989 Addenda NONE

6. Identification of Components Repaired or Replacement Components

1a Date 12/19/00

Sheet 1 of 1

2a Unit ☒ 1 ☐ 2 ☐ 3 ☐ Shared (specify Units ☐ )

3a Work Order # 98326347-01

3b NSM or MN # NA

Class B

	Column 1	Column 2	Column 3	Column 4	Column 5	Column 6	Column 7	Column 8
	Name of Component	Name of Manufacturer	Manufacturer Serial Number	N B Number	Other Identification (Size)	Year Built	Repaired. Replaced. or Replacement	ASME Code Stamped (yes or no)
A	Snubber	PSA	5795		1-R-ND-1191	1979	REPLACED	
B	Snubber	PSA	40264		1-R-ND-1191	1999	REPLACED	
C							REPAIRED	
D							REPAIRED	
E							REPAIRED	
F							REPAIRED	

NOTE: Supplemental sheets in form of lists, sketches, or drawings may be used, provided (1) size is 8 1/2 in. x 11 in. (2) information in items 1 through 6 on this reports included on each sheet, and (3) each sheet is numbered and the number of sheets is recorded at the top of this form.

7. Description of Work Test/Replace 1-R-ND-1191\_

8. Test Conducted: Hydrostatic ☐ Pneumatic ☐ Nominal Operating Pressure ☐ Other ☐ Exempt ☒  
Pressure                      psig                      Test Temp.                      deg.F.

9. Remarks \_\_\_\_\_  
\_\_\_\_\_  
\_\_\_\_\_

(Applicable Manufacturers Data Records to be attached)

#### CERTIFICATE OF COMPLIANCE

We certify that the statements made in the report are correct and this repair or replacement conforms to the rules of the rules of the ASME Code, Section XI.

Type Code Symbol Stamp N/A

Expiration Date N/A

Certificate of Authorization No. N/A

Signed Paul L. Smith TECH SPEC Date 12/19, 20 00  
Owner or Owner's Designee, Title

#### CERTIFICATE OF INSERVICE INSPECTION

I, the undersigned, holding a valid commission issued by the National Board of Boiler and Pressure Vessel Inspectors and the

State or Province of NORTH CAROLINA and employed by HSB I AND I Company of Hartford Connecticut have inspected the components described in this Owners Report during the period 10-25-00 to 1-11-01 and state that to the best of my knowledge and belief, the Owner has performed examinations and taken corrective measures described in this Owner's Report in accordance with the requirements of the ASME Code, Section XI.

By signing this certificate neither the Inspector nor his employer makes any warranty, expressed or implied, concerning the examinations and corrective measure described in this Owners Report. Furthermore, neither the Inspector nor his employer shall be liable in any manner for any personal injury or property damage or a loss of any kind arising from or connected with this inspection.

Robert McNeil  
Inspector's Signature

Commissions NC 978

Date 1-11, 20 01

**FORM NIS-2 OWNER'S REPORT FOR REPAIRS OR REPLACEMENTS**

As Required By The Provisions Of The ASME Code Section XI

1. Owner DUKE POWER COMPANYAddress 526 S. CHURCH STREET. CHARLOTTE N.C. 28201-10062. Plant CATAWBA NUCLEAR STATIONAddress 4800 CONCORD RD. YORK, S.C. 297453. Work Performed By Duke Power CompanyAddress 526 S. Church St. Charlotte, N.C. 28201-1006Type Code Symbol Stamp N/A Authorization No. N/AExpiration Date N/A4 Identification of System CF MAIN FEEDWATER SYSTEMClass B

5. (a) Applicable Construction Code III 1974 Edition, S'75 Addenda, NONE Code Cases

(b) Applicable Edition of Section XI Utilized for Repairs or Replacements 1989 Addenda NONE

6. Identification of Components Repaired or Replacement Components

1a Date 12/06/00

Sheet 1 of 1

2a Unit ☒ 1 ☐ 2 ☐ 3 ☐ Shared (specify Units ☐ )3a Work Order # 98326350-013b NSM or MN # NA

	Column 1	Column 2	Column 3	Column 4	Column 5	Column 6	Column 7	Column 8
	Name of Component	Name of Manufacturer	Manufacturer Serial Number	N B Number	Other Identification (Size)	Year Built	Repaired. Replaced. or Replacement	ASME Code Stamped (yes or no)
A	Snubber	Pacific Scientific	4789		1-R-CF-1562	1979	REPLACED	
B	Snubber	Pacific Scientific	41277		1-R-CF-1562	2000	REPLACED	
C	Snubber	Pacific Scientific	4312		1-R-CF-1564	1978	REPLACED	
D	Snubber	Pacific Scientific	12629		1-R-CF-1564	1982	REPLACED	
E							REPAIRED	
F							REPAIRED	

NOTE: Supplemental sheets in form of lists, sketches, or drawings may be used, provided (1) size is 8 1/2 in. x 11 in. (2) information in items 1 through 6 on this reports included on each sheet, and (3) each sheet is numbered and the number of sheets is recorded at the top of this form.

7. Description of Work Test/Replace Snubbers\_

8. Test Conducted: Hydrostatic ☐ Pneumatic ☐ Nominal Operating Pressure ☐ Other ☐ Exempt ☒  
Pressure                      psig                      Test Temp.                      deg.F.

9. Remarks \_\_\_\_\_

(Applicable Manufacturers Data Records to be attached)

#### CERTIFICATE OF COMPLIANCE

We certify that the statements made in the report are correct and this repair or replacement conforms to the rules of the rules of the ASME Code, Section XI.

Type Code Symbol Stamp N/A

Expiration Date N/A

Certificate of Authorization No. N/A

Signed Paul L. Santa TECH SPEC Date 12/5, 20 00  
Owner or Owner's Designee, Title

#### CERTIFICATE OF INSERVICE INSPECTION

I, the undersigned, holding a valid commission issued by the National Board of Boiler and Pressure Vessel Inspectors and the

State or Province of NORTH CAROLINA and employed by HSB I AND I Company of Hartford Connecticut have inspected the components described in this Owners Report during the period 10-26-00 to 1-10-01 and state that to the best of my knowledge and belief, the Owner has performed examinations and taken corrective measures described in this Owner's Report in accordance with the requirements of the ASME Code, Section XI.

By signing this certificate neither the Inspector nor his employer makes any warranty, expressed or implied, concerning the examinations and corrective measure described in this Owners Report. Furthermore, neither the Inspector nor his employer shall be liable in any manner for any personal injury or property damage or a loss of any kind arising from or connected with this inspection.

Robert M. Hill  
Inspector's Signature

Commissions NC 978

Date 1-10, 20 01

**FORM NIS-2 OWNER'S REPORT FOR REPAIRS OR REPLACEMENTS**

As Required By The Provisions Of The ASME Code Section XI

1. Owner DUKE POWER COMPANY

1a Date 11/15/00

Sheet 1 of 1

Address 526 S. CHURCH STREET. CHARLOTTE N.C. 28201-10062. Plant CATAWBA NUCLEAR STATION2a Unit ☒ 1 ☐ 2 ☐ 3 ☐ Shared (specify Units ☐ )Address 4800 CONCORD RD. YORK, S.C. 297453. Work Performed By Duke Power Company

3a Work Order # 98326351-01

Address 526 S. Church St. Charlotte, N.C. 28201-1006Type Code Symbol Stamp N/A Authorization No. N/A

3b NSM or MN # NA

Expiration Date N/A4 Identification of System SM MAIN STEAM SYSTEM

Class B

5. (a) Applicable Construction Code III 1974 Edition, S'75 Addenda, NONE Code Cases

(b) Applicable Edition of Section XI Utilized for Repairs or Replacements 1989 Addenda NONE

6. Identification of Components Repaired or Replacement Components

	Column 1	Column 2	Column 3	Column 4	Column 5	Column 6	Column 7	Column 8
	Name of Component	Name of Manufacturer	Manufacturer Serial Number	N B Number	Other Identification (Size)	Year Built	Repaired, Replaced, or Replacement	ASME Code Stamped (yes or no)
A	Snubber	Pacific Scientific	6331		1-R-SM-1542	1979	REPLACED	
B	Snubber	Pacific Scientific	12631		1-R-SM-1542	1982	REPLACED	
C							REPAIRED	
D							REPAIRED	
E							REPAIRED	
F							REPAIRED	

NOTE: Supplemental sheets in form of lists, sketches, or drawings may be used, provided (1) size is 8 1/2 in. x 11 in. (2) information in items 1 through 6 on this reports included on each sheet, and (3) each sheet is numbered and the number of sheets is recorded at the top of this form.

7. Description of Work Test/Replace Snubber\_

8. Test Conducted: Hydrostatic ☐ Pressure      psig      Pneumatic ☐ Test Temp.      deg.F.      Nominal Operating Pressure ☐      Other ☐ Exempt ☒

9. Remarks \_\_\_\_\_

(Applicable Manufacturers Data Records to be attached)

#### CERTIFICATE OF COMPLIANCE

We certify that the statements made in the report are correct and this repair or replacement conforms to the rules of the rules of the ASME Code, Section XI.

Type Code Symbol Stamp N/A

Expiration Date N/A

Certificate of Authorization No. N/A

Signed

Robert L. Smith  
Owner or Owner's Designee, Title

TECH SPEC

Date

11/15, 2000

#### CERTIFICATE OF INSERVICE INSPECTION

I, the undersigned, holding a valid commission issued by the National Board of Boiler and Pressure Vessel Inspectors and the

State or Province of NORTH CAROLINA and employed by HSB I AND I Company of Hartford Connecticut have inspected the components described in this Owners Report during the period 10-26-00 to 11-15-00 and state that to the best of my knowledge and belief, the Owner has performed examinations and taken corrective measures described in this Owner's Report in accordance with the requirements of the ASME Code, Section XI.

By signing this certificate neither the Inspector nor his employer makes any warranty, expressed or implied, concerning the examinations and corrective measure described in this Owners Report. Furthermore, neither the Inspector nor his employer shall be liable in any manner for any personal injury or property damage or a loss of any kind arising from or connected with this inspection.

Robert McMill  
Inspector's Signature

Commissions NC 978

Date 11-15, 2000

**FORM NIS-2 OWNER'S REPORT FOR REPAIRS OR REPLACEMENTS**

As Required By The Provisions Of The ASME Code Section XI

1. Owner DUKE POWER COMPANY

1a Date 12/07/00

Sheet 1 of 1

Address 526 S. CHURCH STREET, CHARLOTTE N.C. 28201-10062. Plant CATAWBA NUCLEAR STATION2a Unit ☒ 1 ☐ 2 ☐ 3 ☐ Shared (specify Units ☐ )Address 4800 CONCORD RD. YORK, S.C. 297453. Work Performed By Duke Power Company

3a Work Order # 98326623-01

Address 526 S. Church St. Charlotte, N.C. 28201-1006Type Code Symbol Stamp N/A Authorization No. N/A

3b NSM or MN # NA

Expiration Date N/A

4 Identification of System

Class B

NV CNEMICAL VOLUME CONTROL SYSTEM

5. (a) Applicable Construction Code III 1974 Edition, S'75 Addenda, NONE Code Cases

(b) Applicable Edition of Section XI Utilized for Repairs or Replacements 1989 Addenda NONE

6. Identification of Components Repaired or Replacement Components

	Column 1	Column 2	Column 3	Column 4	Column 5	Column 6	Column 7	Column 8
	Name of Component	Name of Manufacturer	Manufacturer Serial Number	N B Number	Other Identification (Size)	Year Built	Repaired, Replaced, or Replacement	ASME Code Stamped (yes or no)
A	Snubber	PSA	8512		1-A-NV-3188	1979	REPLACED	
B	Snubber	PSA	9645		1-A-NV-3188	1980	REPLACED	
C							REPAIRED	
D							REPAIRED	
E							REPAIRED	
F							REPAIRED	

NOTE: Supplemental sheets in form of lists, sketches, or drawings may be used, provided (1) size is 8 1/2 in. x 11 in. (2) information in items 1 through 6 on this reports included on each sheet, and (3) each sheet is numbered and the number of sheets is recorded at the top of this form.

7. Description of Work R/R Snubbers\_

8. Test Conducted: Hydrostatic ☐ Pneumatic ☐ Nominal Operating Pressure ☐ Other ☐ Exempt ☒  
 Pressure psig Test Temp. deg.F.

9. Remarks \_\_\_\_\_

(Applicable Manufacturers Data Records to be attached)

### CERTIFICATE OF COMPLIANCE

We certify that the statements made in the report are correct and this repair or replacement conforms to the rules of the rules of the ASME Code, Section XI.

Type Code Symbol Stamp N/A

Expiration Date N/A

Certificate of Authorization No. N/A

Signed Paul D. Smith TECH SPEC Date 12/7, 2000  
 Owner or Owner's Designee, Title

### CERTIFICATE OF INSERVICE INSPECTION

I, the undersigned, holding a valid commission issued by the National Board of Boiler and Pressure Vessel Inspectors and the

State or Province of NORTH CAROLINA and employed by HSB I AND I Company of Hartford Connecticut have inspected the components described in this Owners Report during the period 10-27-00 to 1-10-01 and state that to the best of my knowledge and belief, the Owner has performed examinations and taken corrective measures described in this Owner's Report in accordance with the requirements of the ASME Code, Section XI.

By signing this certificate neither the Inspector nor his employer makes any warranty, expressed or implied, concerning the examinations and corrective measure described in this Owners Report. Furthermore, neither the Inspector nor his employer shall be liable in any manner for any personal injury or property damage or a loss of any kind arising from or connected with this inspection.

Robert M. Liu  
 Inspector's Signature

Commissions NC 978

Date 1-10, 2001

**FORM NIS-2 OWNER'S REPORT FOR REPAIRS OR REPLACEMENTS**

As Required By The Provisions Of The ASME Code Section XI

1. Owner DUKE POWER COMPANY

1a Date 12/12/00

Sheet 1 of 1

Address 526 S. CHURCH STREET, CHARLOTTE N.C. 28201-10062. Plant CATAWBA NUCLEAR STATION2a Unit ☒ 1 ☐ 2 ☐ 3 ☐ Shared (specify Units ☐ )Address 4800 CONCORD RD. YORK, S.C. 297453. Work Performed By Duke Power Company

3a Work Order # 98327349-04/07

Address 526 S. Church St. Charlotte, N.C. 28201-1006Type Code Symbol Stamp N/A Authorization No. N/A

3b NSM or MN # NA

Expiration Date N/A

4 Identification of System

Class C

RN NUCLEAR SERVICE WATER SYSTEM

5. (a) Applicable Construction Code III 1974 Edition, S'75 Addenda, N-416-1 Code Cases

(b) Applicable Edition of Section XI Utilized for Repairs or Replacements 1989 Addenda NONE

6. Identification of Components Repaired or Replacement Components

	Column 1	Column 2	Column 3	Column 4	Column 5	Column 6	Column 7	Column 8
	Name of Component	Name of Manufacturer	Manufacturer Serial Number	N B Number	Other Identification (Size)	Year Built	Repaired, Replaced, or Replacement	ASME Code Stamped (yes or no)
A	Pipe Welds	Duke Power Co.	C-1RN	117	Welds 1RN519-5 1RN519-BMR1		REPLACED	
B							REPAIRED	
C							REPAIRED	
D							REPAIRED	
E							REPAIRED	
F							REPAIRED	

NOTE: Supplemental sheets in form of lists, sketches, or drawings may be used, provided (1) size is 8 1/2 in. x 11 in. (2) information in items 1 through 6 on this reports included on each sheet, and (3) each sheet is numbered and the number of sheets is recorded at the top of this form.

7. Description of Work R/R RN Piping

8. Test Conducted: Hydrostatic ☐ Pneumatic ☐ Nominal Operating Pressure ☒ Other ☐ Exempt ☐  
Pressure 80 psig Test Temp. 56.2 deg.F.

9. Remarks

(Applicable Manufacturers Data Records to be attached)

#### CERTIFICATE OF COMPLIANCE

We certify that the statements made in the report are correct and this repair or replacement conforms to the rules of the rules of the ASME Code, Section XI.

Type Code Symbol Stamp N/A

Expiration Date N/A

Certificate of Authorization No. N/A

Signed Paul L. SAA TECH SPEC Date 12/12, 20 00  
Owner or Owner's Designee, Title

#### CERTIFICATE OF INSERVICE INSPECTION

I, the undersigned, holding a valid commission issued by the National Board of Boiler and Pressure Vessel Inspectors and the

State or Province of NORTH CAROLINA and employed by HSB I AND I Company of Hartford Connecticut have inspected the components described in this Owners Report during the period 11-16-00 to 1-8-01 and state that to the best of my knowledge and belief, the Owner has performed examinations and taken corrective measures described in this Owner's Report in accordance with the requirements of the ASME Code, Section XI.

By signing this certificate neither the Inspector nor his employer makes any warranty, expressed or implied, concerning the examinations and corrective measure described in this Owners Report. Furthermore, neither the Inspector nor his employer shall be liable in any manner for any personal injury or property damage or a loss of any kind arising from or connected with this inspection.

Robert m ylu  
Inspector's Signature

Commissions NC 978

Date 1-8, 20 01

**FORM NIS-2 OWNER'S REPORT FOR REPAIRS OR REPLACEMENTS**

As Required By The Provisions Of The ASME Code Section XI

1. Owner DUKE POWER COMPANY

1a Date 12/12/00

Sheet 1 of 1

Address 526 S. CHURCH STREET. CHARLOTTE N.C. 28201-10062. Plant CATAWBA NUCLEAR STATION2a Unit ☒ 1 ☐ 2 ☐ 3 ☐ Shared (specify Units ☐ )Address 4800 CONCORD RD. YORK, S.C. 297453. Work Performed By Duke Power Company

3a Work Order # 98328694-01

Address 526 S. Church St. Charlotte, N.C. 28201-1006Type Code Symbol Stamp N/A Authorization No. N/A

3b NSM or MN # NA

Expiration Date N/A4 Identification of System SA MAIN STEAM SUPPLY TO AUX EQUIP Class A

5. (a) Applicable Construction Code III 1974 Edition, S'75 Addenda, NONE Code Cases

(b) Applicable Edition of Section XI Utilized for Repairs or Replacements 1989 Addenda NONE

6. Identification of Components Repaired or Replacement Components

	Column 1	Column 2	Column 3	Column 4	Column 5	Column 6	Column 7	Column 8
	Name of Component	Name of Manufacturer	Manufacturer Serial Number	N B Number	Other Identification (Size)	Year Built	Repaired, Replaced, or Replacement	ASME Code Stamped (yes or no)
A	Weld	Duke Power Co.	C-1SA	114	Weld #1-R-SA-1530-4 for hanger 1-R-SA-1530		REPLACEMENT	
B							REPAIRED	
C							REPAIRED	
D							REPAIRED	
E							REPAIRED	
F							REPAIRED	

NOTE: Supplemental sheets in form of lists, sketches, or drawings may be used, provided (1) size is 8 1/2 in. x 11 in. (2) information in items 1 through 6 on this reports included on each sheet, and (3) each sheet is numbered and the number of sheets is recorded at the top of this form.

7. Description of Work Adjust Snubber Cold Set\_

8. Test Conducted: Hydrostatic ☐ Pneumatic ☐ Nominal Operating Pressure ☐ Other ☐ Exempt ☒  
Pressure                      psig                      Test Temp.                      deg.F.

9. Remarks \_\_\_\_\_  
\_\_\_\_\_  
\_\_\_\_\_  
(Applicable Manufacturers Data Records to be attached)

#### CERTIFICATE OF COMPLIANCE

We certify that the statements made in the report are correct and this repair or replacement conforms to the rules of the rules of the ASME Code, Section XI.

Type Code Symbol Stamp N/A

Expiration Date N/A

Certificate of Authorization No. N/A

Signed Paul L. Smith TECH SPEC Date 12/12, 20 00  
Owner or Owner's Designee, Title

#### CERTIFICATE OF INSERVICE INSPECTION

I, the undersigned, holding a valid commission issued by the National Board of Boiler and Pressure Vessel Inspectors and the

State or Province of NORTH CAROLINA and employed by HSB I AND I Company of Hartford Connecticut have inspected the components described in this Owners Report during the period 11-2-00 to 1-11-01 and state that to the best of my knowledge and belief, the Owner has performed examinations and taken corrective measures described in this Owner's Report in accordance with the requirements of the ASME Code, Section XI.

By signing this certificate neither the Inspector nor his employer makes any warranty, expressed or implied, concerning the examinations and corrective measure described in this Owners Report. Furthermore, neither the Inspector nor his employer shall be liable in any manner for any personal injury or property damage or a loss of any kind arising from or connected with this inspection.

Robert McNeil  
Inspector's Signature

Commissions NC 978

Date 1-11, 20 01

**FORM NIS-2 OWNER'S REPORT FOR REPAIRS OR REPLACEMENTS**

As Required By The Provisions Of The ASME Code Section XI

1. Owner DUKE POWER COMPANY

1a Date 01/09/01

Sheet 1 of 1

Address 526 S. CHURCH STREET. CHARLOTTE N.C. 28201-10062. Plant CATAWBA NUCLEAR STATION2a Unit ☒ 1 ☐ 2 ☐ 3 ☐ Shared (specify Units ☐ )Address 4800 CONCORD RD. YORK, S.C. 297453. Work Performed By Duke Power Company

3a Work Order # 98328848-01/12

Address 526 S. Church St. Charlotte, N.C. 28201-1006Type Code Symbol Stamp N/A Authorization No. N/A

3b NSM or MN # CE 70610

Expiration Date N/A

4 Identification of System

Class C

RN NUCLEAR SERVICE WATER SYSTEM

5. (a) Applicable Construction Code III 1974 Edition, S'75 Addenda, N-416-1 Code Cases

(b) Applicable Edition of Section XI Utilized for Repairs or Replacements 1989 Addenda NONE

6. Identification of Components Repaired or Replacement Components

	Column 1	Column 2	Column 3	Column 4	Column 5	Column 6	Column 7	Column 8
	Name of Component	Name of Manufacturer	Manufacturer Serial Number	N B Number	Other Identification (Size)	Year Built	Repaired. Replaced. or Replacement	ASME Code Stamped (yes or no)
A	Valve	BNL	A981103-9-7		Valve tag #1RNF61	1999	REPAIRED <i>New</i>	
B	Pipe	Duke Power Co.	C-1RN	117	2" Pipe-SA376, 2 1/2" Pipe- SA376, 90 Ell-SA182		REPLACEMENT	
C	Pipe Welds	Duke Power Co.	C-1RN	117	0RN29-2,3,4,5,6,7,8,17,18,19,20		REPLACEMENT	
D							REPAIRED	
E							REPAIRED	
F							REPAIRED	

NOTE: Supplemental sheets in form of lists, sketches, or drawings may be used, provided (1) size is 8 1/2 in. x 11 in. (2) information in items 1 through 6 on this reports included on each sheet, and (3) each sheet is numbered and the number of sheets is recorded at the top of this form.

7. Description of Work I/R Thru Wall Leak \_

8. Test Conducted: Hydrostatic ☐ Pneumatic ☐ Nominal Operating Pressure ☒ Other ☐ Exempt ☐  
Pressure                      psig                      Test Temp.                      deg.F.

9. Remarks SNSWP is at normal level. There is no pressure or temperature indication associated with piping.

(Applicable Manufacturers Data Records to be attached)

#### CERTIFICATE OF COMPLIANCE

We certify that the statements made in the report are correct and this repair or replacement conforms to the rules of the rules of the ASME Code, Section XI.

Type Code Symbol Stamp N/A

Expiration Date N/A

Certificate of Authorization No. N/A

Signed Paul L. Smith TECH SPEC Date 1/9, 20 01  
Owner or Owner's Designee, Title

#### CERTIFICATE OF INSERVICE INSPECTION

I, the undersigned, holding a valid commission issued by the National Board of Boiler and Pressure Vessel Inspectors and the

State or Province of NORTH CAROLINA and employed by HSB I AND I Company of Hartford Connecticut have inspected the components described in this Owners Report during the period 11-4-00 to 1-9-01 and state that to the best of my knowledge and belief, the Owner has performed examinations and taken corrective measures described in this Owner's Report in accordance with the requirements of the ASME Code, Section XI.

By signing this certificate neither the Inspector nor his employer makes any warranty, expressed or implied, concerning the examinations and corrective measure described in this Owners Report. Furthermore, neither the Inspector nor his employer shall be liable in any manner for any personal injury or property damage or a loss of any kind arising from or connected with this inspection.

Robert M. Smith  
Inspector's Signature

Commissions NC 978

Date 1-9, 20 01

**FORM NIS-2 OWNER'S REPORT FOR REPAIRS OR REPLACEMENTS**

As Required By The Provisions Of The ASME Code Section XI

1. Owner DUKE POWER COMPANYAddress 526 S. CHURCH STREET. CHARLOTTE N.C. 28201-10062. Plant CATAWBA NUCLEAR STATIONAddress 4800 CONCORD RD. YORK, S.C. 297453. Work Performed By Duke Power CompanyAddress 526 S. Church St. Charlotte, N.C. 28201-1006Type Code Symbol Stamp N/A Authorization No. N/AExpiration Date N/A

4 Identification of System

RN NUCLEAR SERVICE WATER SYSTEM

5. (a) Applicable Construction Code III 1974 Edition, S'75 Addenda, NONE Code Cases

(b) Applicable Edition of Section XI Utilized for Repairs or Replacements 1989 Addenda NONE

6. Identification of Components Repaired or Replacement Components

1a Date 12/04/00

Sheet 1 of 1

2a Unit ☒ 1 ☐ 2 ☐ 3 ☐ Shared (specify Units ☐ )

3a Work Order # 98328848-07

3b NSM or MN # NA

Class C

	Column 1	Column 2	Column 3	Column 4	Column 5	Column 6	Column 7	Column 8
	Name of Component	Name of Manufacturer	Manufacturer Serial Number	N B Number	Other Identification (Size)	Year Built	Repaired. Replaced. or Replacement	ASME Code Stamped (yes or no)
A	Bolting				Hex Nuts-SA194, Studs-SA193 for hanger 1-A-RN-3462		REPLACED	
B	Clamps				For hanger 1-A-RN-3462		REPLACED	
C							REPAIRED	
D							REPAIRED	
E							REPAIRED	
F							REPAIRED	

NOTE: Supplemental sheets in form of lists, sketches, or drawings may be used, provided (1) size is 8 1/2 in. x 11 in. (2) information in items 1 through 6 on this reports included on each sheet, and (3) each sheet is numbered and the number of sheets is recorded at the top of this form.

7. Description of Work R/R 1-A-RN-3462\_

8. Test Conducted: Hydrostatic ☐ Pneumatic ☐ Nominal Operating Pressure ☐ Other ☐ Exempt ☒  
Pressure                      psig                      Test Temp.                      deg.F.

9. Remarks \_\_\_\_\_

(Applicable Manufacturers Data Records to be attached)

#### CERTIFICATE OF COMPLIANCE

We certify that the statements made in the report are correct and this repair or replacement conforms to the rules of the rules of the ASME Code, Section XI.

Type Code Symbol Stamp N/A

Expiration Date N/A

Certificate of Authorization No. N/A

Signed Paul L. Smith TECH SPEC Date 12/4, 20 00  
Owner or Owner's Designee, Title

#### CERTIFICATE OF INSERVICE INSPECTION

I, the undersigned, holding a valid commission issued by the National Board of Boiler and Pressure Vessel Inspectors and the

State or Province of NORTH CAROLINA and employed by HSB I AND I Company of Hartford Connecticut have inspected the components described in this Owners Report during the period 11-5-00 to 12-6-00 and state that to the best of my knowledge and belief, the Owner has performed examinations and taken corrective measures described in this Owner's Report in accordance with the requirements of the ASME Code, Section XI.

By signing this certificate neither the Inspector nor his employer makes any warranty, expressed or implied, concerning the examinations and corrective measure described in this Owners Report. Furthermore, neither the Inspector nor his employer shall be liable in any manner for any personal injury or property damage or a loss of any kind arising from or connected with this inspection.

Robert M. Smith  
Inspector's Signature

Commissions NC 978

Date 12-6, 20 00

**FORM NIS-2 OWNER'S REPORT FOR REPAIRS OR REPLACEMENTS**

As Required By The Provisions Of The ASME Code Section XI

1. Owner DUKE POWER COMPANY

1a Date 12/18/00

Sheet 1 of 1

Address 526 S. CHURCH STREET. CHARLOTTE N.C. 28201-10062. Plant CATAWBA NUCLEAR STATION2a Unit ☒ 1 ☐ 2 ☐ 3 ☐ Shared (specify Units ☐ )Address 4800 CONCORD RD. YORK, S.C. 297453. Work Performed By Duke Power Company

3a Work Order # 98329304-01

Address 526 S. Church St. Charlotte, N.C. 28201-1006Type Code Symbol Stamp N/A Authorization No. N/A

3b NSM or MN # NA

Expiration Date N/A

4 Identification of System

Class C

RN NUCLEAR SERVICE WATER SYSTEM

5. (a) Applicable Construction Code III 1974 Edition, S'75 Addenda, NONE Code Cases

(b) Applicable Edition of Section XI Utilized for Repairs or Replacements 1989 Addenda NONE

6. Identification of Components Repaired or Replacement Components

	Column 1	Column 2	Column 3	Column 4	Column 5	Column 6	Column 7	Column 8
	Name of Component	Name of Manufacturer	Manufacturer Serial Number	N B Number	Other Identification (Size)	Year Built	Repaired, Replaced, or Replacement	ASME Code Stamped (yes or no)
A	Base Metal Repair	Duke Power Co.	C-1RN	117	0RN29-BMR1		<del>REPAIRED</del> <i>Addition</i>	
B							REPAIRED	
C							REPAIRED	
D							REPAIRED	
E							REPAIRED	
F							REPAIRED	

NOTE: Supplemental sheets in form of lists, sketches, or drawings may be used, provided (1) size is 8 1/2 in. x 11 in. (2) information in items 1 through 6 on this reports included on each sheet, and (3) each sheet is numbered and the number of sheets is recorded at the top of this form.

7. Description of Work Perform Base Metal Repair\_

8. Test Conducted: Hydrostatic ☐ Pressure      Pneumatic ☐ Test Temp.      Nominal Operating Pressure ☐ deg.F.      Other ☐ Exempt ☒

9. Remarks \_\_\_\_\_

(Applicable Manufacturers Data Records to be attached)

#### CERTIFICATE OF COMPLIANCE

We certify that the statements made in the report are correct and this repair or replacement conforms to the rules of the rules of the ASME Code, Section XI.

Type Code Symbol Stamp N/A

Expiration Date N/A

Certificate of Authorization No. N/A

Signed Paul L. S. A. TECH SPEC Date 12/18, 20 00  
Owner or Owner's Designee, Title

#### CERTIFICATE OF INSERVICE INSPECTION

I, the undersigned, holding a valid commission issued by the National Board of Boiler and Pressure Vessel Inspectors and the

State or Province of NORTH CAROLINA and employed by HSB I AND I Company of Hartford Connecticut have inspected the components described in this Owners Report during the period 11-3-00 to 1-3-01 and state that to the best of my knowledge and belief, the Owner has performed examinations and taken corrective measures described in this Owner's Report in accordance with the requirements of the ASME Code, Section XI.

By signing this certificate neither the Inspector nor his employer makes any warranty, expressed or implied, concerning the examinations and corrective measure described in this Owners Report. Furthermore, neither the Inspector nor his employer shall be liable in any manner for any personal injury or property damage or a loss of any kind arising from or connected with this inspection.

Robert M. Gill  
Inspector's Signature

Commissions NC 978

Date 1-3, 2001

**FORM NIS-2 OWNER'S REPORT FOR REPAIRS OR REPLACEMENTS**

As Required By The Provisions Of The ASME Code Section XI

1. Owner DUKE POWER COMPANY

1a Date 12/04/00

Sheet 1 of 1

Address 526 S. CHURCH STREET. CHARLOTTE N.C. 28201-10062. Plant CATAWBA NUCLEAR STATION2a Unit ☒ 1 ☐ 2 ☐ 3 ☐ Shared (specify Units ☐ )Address 4800 CONCORD RD. YORK, S.C. 297453. Work Performed By Duke Power Company

3a Work Order # 98330779-01

Address 526 S. Church St. Charlotte, N.C. 28201-1006Type Code Symbol Stamp N/A Authorization No. N/A

3b NSM or MN # NA

Expiration Date N/A

4 Identification of System

Class C

RN NUCLEAR SERVICE WATER SYSTEM

5. (a) Applicable Construction Code III 1974 Edition, S'75 Addenda, NONE Code Cases

(b) Applicable Edition of Section XI Utilized for Repairs or Replacements 1989 Addenda NONE

6. Identification of Components Repaired or Replacement Components

	Column 1	Column 2	Column 3	Column 4	Column 5	Column 6	Column 7	Column 8
	Name of Component	Name of Manufacturer	Manufacturer Serial Number	N B Number	Other Identification (Size)	Year Built	Repaired. Replaced. or Replacement	ASME Code Stamped (yes or no)
A	Bolting				Hex Nuts- SA193 for valve 1RN-45 <i>Bolts</i>		REPLACEMENT	
B							REPAIRED	
C							REPAIRED	
D							REPAIRED	
E							REPAIRED	
F							REPAIRED	

NOTE: Supplemental sheets in form of lists, sketches, or drawings may be used, provided (1) size is 8 1/2 in. x 11 in. (2) information in items 1 through 6 on this reports included on each sheet, and (3) each sheet is numbered and the number of sheets is recorded at the top of this form.

7. Description of Work Replace Broken Gasket Retainer\_

8. Test Conducted: Hydrostatic ☐ Pneumatic ☐ Nominal Operating Pressure ☐ Other ☐ Exempt ☒  
Pressure                      psig                      Test Temp.                      deg.F.

9. Remarks \_\_\_\_\_  
\_\_\_\_\_  
\_\_\_\_\_

(Applicable Manufacturers Data Records to be attached)

#### CERTIFICATE OF COMPLIANCE

We certify that the statements made in the report are correct and this repair or replacement conforms to the rules of the rules of the ASME Code, Section XI.

Type Code Symbol Stamp N/A

Expiration Date N/A

Certificate of Authorization No. N/A

Signed *Paul D. Smith* TECH SPEC Date 12/4, 2000  
Owner or Owner's Designee, Title

#### CERTIFICATE OF INSERVICE INSPECTION

I, the undersigned, holding a valid commission issued by the National Board of Boiler and Pressure Vessel Inspectors and the

State or Province of NORTH CAROLINA and employed by HSB I AND I Company of Hartford Connecticut have inspected the components described in this Owners Report during the period 11-9-00 to 1-8-01 and state that to the best of my knowledge and belief, the Owner has performed examinations and taken corrective measures described in this Owner's Report in accordance with the requirements of the ASME Code, Section XI.

By signing this certificate neither the Inspector nor his employer makes any warranty, expressed or implied, concerning the examinations and corrective measure described in this Owners Report. Furthermore, neither the Inspector nor his employer shall be liable in any manner for any personal injury or property damage or a loss of any kind arising from or connected with this inspection.

*Robert M. Liu*  
Inspector's Signature

Commissions NC 978

Date 1-8, 2001

**FORM NIS-2 OWNER'S REPORT FOR REPAIRS OR REPLACEMENTS**

As Required By The Provisions Of The ASME Code Section XI

1. Owner DUKE POWER COMPANY

1a Date 12/04/00

Sheet 1 of 1

Address 526 S. CHURCH STREET. CHARLOTTE N.C. 28201-10062. Plant CATAWBA NUCLEAR STATION2a Unit ☒ 1 ☐ 2 ☐ 3 ☐ Shared (specify Units ☐ )Address 4800 CONCORD RD. YORK, S.C. 297453. Work Performed By Duke Power Company

3a Work Order # 98334088-01

Address 526 S. Church St. Charlotte, N.C. 28201-1006Type Code Symbol Stamp N/A Authorization No. N/A

3b NSM or MN # NA

Expiration Date N/A4 Identification of System SM MAIN STEAM SYSTEM

Class B

5. (a) Applicable Construction Code III 1974 Edition, S'75 Addenda, NONE Code Cases

(b) Applicable Edition of Section XI Utilized for Repairs or Replacements 1989 Addenda NONE

6. Identification of Components Repaired or Replacement Components

	Column 1	Column 2	Column 3	Column 4	Column 5	Column 6	Column 7	Column 8
	Name of Component	Name of Manufacturer	Manufacturer Serial Number	N B Number	Other Identification (Size)	Year Built	Repaired. Replaced. or Replacement	ASME Code Stamped (yes or no)
A	Bolting				Threaded Rod-SA193, Hex Nuts- SA194 for 1SMFE5770		REPLACED	
B							REPAIRED	
C							REPAIRED	
D							REPAIRED	
E							REPAIRED	
F							REPAIRED	

NOTE: Supplemental sheets in form of lists, sketches, or drawings may be used, provided (1) size is 8 1/2 in. x 11 in. (2) information in items 1 through 6 on this reports included on each sheet, and (3) each sheet is numbered and the number of sheets is recorded at the top of this form.

7. Description of Work I/R Orifice Flange Leak

8. Test Conducted: Hydrostatic ☐ Pneumatic ☐ Nominal Operating Pressure ☐ Other ☐ Exempt ☒  
Pressure psig Test Temp. deg.F.

9. Remarks

(Applicable Manufacturers Data Records to be attached)

#### CERTIFICATE OF COMPLIANCE

We certify that the statements made in the report are correct and this repair or replacement conforms to the rules of the rules of the ASME Code, Section XI.

Type Code Symbol Stamp N/A

Expiration Date N/A

Certificate of Authorization No. N/A

Signed Paul L. Smith TECH SPEC Date 12/4, 20 00  
Owner or Owner's Designee, Title

#### CERTIFICATE OF INSERVICE INSPECTION

I, the undersigned, holding a valid commission issued by the National Board of Boiler and Pressure Vessel Inspectors and the

State or Province of NORTH CAROLINA and employed by HSB I AND I Company of Hartford Connecticut have inspected the components described in this Owners Report during the period 11-21-00 to 1-4-01 and state that to the best of my knowledge and belief, the Owner has performed examinations and taken corrective measures described in this Owner's Report in accordance with the requirements of the ASME Code, Section XI.

By signing this certificate neither the Inspector nor his employer makes any warranty, expressed or implied, concerning the examinations and corrective measure described in this Owners Report. Furthermore, neither the Inspector nor his employer shall be liable in any manner for any personal injury or property damage or a loss of any kind arising from or connected with this inspection.

Robert M. Smith  
Inspector's Signature

Commissions NC 978

Date 1-4, 20 01

## 11.0 Pressure Testing

There are three refueling outages scheduled for the second period of the second inspection interval for Duke Power's Catawba Nuclear Station Unit 1. This section describes Pressure Tests performed during the second period through the second refueling outage (also referred to as EOC-12).

<b>Examination Category</b>	<b>Test Requirement</b>	<b>Total Examinations Required For This Period</b>	<b>Total Examinations Credited For This Period</b>	<b>(%) Examinations Complete For This Period</b>
B-E	System Hydrostatic Test (IWB-5222)	0	0	0%
B-P	System Leakage Test (IWB-5221)	3	2	66.67%
B-P	System Hydrostatic Test (IWB-5222)	0	0	0%
C-H	System Inservice/Functional Test (IWC-5221)	21	19	90.48%
C-H	System Hydrostatic Test (IWC-5222)	0	0	0%

A detailed description of each Examination Category listed above is located in subsection 11.1 of this report. Results of each Examination Category are located in subsection 11.2 of this report.

### 11.1 Required Examinations This Outage:

A listing of each pressure test and associated VT-2 Visual Examination conducted from EOC-11 through EOC-12 is included in this section.

The information shown below is a field description for the listing format included in this section of the report:

Zone No.	=	The unique number assigned to track certain extremity valves that make up a pressure test.
Flow Drawing	=	Detail drawing of pressure test boundary.
Required Test	=	Information that shows the required tests for the examination zone – (L) Leakage Test, (I) Inservice Test, (F) Functional Test, or (H) Hydrostatic Test.
System Name	=	Name of pressure retaining component system
Required Inspection	=	Type of visual examination required.
Required Procedure	=	Required inspection procedure.
ASME Item Number(s)	=	ASME Section XI Tables IWB-2500-1 (Class 1), IWC-2500-1 (Class 2), and IWD-2500-1 (Class 3)
Comments	=	Additional information if applicable

# Duke Power Company - Catawba Unit 1 Pressure Testing Zone Number Listing

Outage 12

Int = 2  
Period = 2

Zone Number	Boundary Drawing	Required Test L / I / F / H				System Name	Required Inspection	Required Procedure	ASME Item Number(s)	Comments
1NC-001L-A	CN-1553-1.0	X				Reactor Coolant (NC)	VT-2	QAL-15	B15.10 B15.30 B15.50 B15.60 B15.70	N/A
	CN-1553-1.1	X				Reactor Coolant (NC)	VT-2	QAL-15	B15.20 B15.50 B15.70	N/A
	CN-1554-1.0	X				Reactor Coolant (NC)	VT-2	QAL-15	B15.50 B15.70	N/A
	CN-1554-1.5	X				Reactor Coolant (NC)	VT-2	QAL-15	B15.50 B15.70	N/A
	CN-1561-1.0	X				Reactor Coolant (NC)	VT-2	QAL-15	B15.50 B15.70	N/A
	CN-1561-1.1	X				Reactor Coolant (NC)	VT-2	QAL-15	B15.50 B15.70	N/A
	CN-1562-1.0	X				Reactor Coolant (NC)	VT-2	QAL-15	B15.50 B15.70	N/A
	CN-1562-1.1	X				Reactor Coolant (NC)	VT-2	QAL-15	B15.50 B15.70	N/A
	CN-1562-1.2	X				Reactor Coolant (NC)	VT-2	QAL-15	B15.50 B15.70	N/A
	CN-1562-1.3	X				Reactor Coolant (NC)	VT-2	QAL-15	B15.50 B15.70	N/A

# Duke Power Company - Catawba Unit 1 Pressure Testing Zone Number Listing

Outage 12

Int = 2  
Period = 2

Zone Number	Boundary Drawing	Required Test L / I / F / H			System Name	Required Inspection	Required Procedure	ASME Item Number(s)	Comments
1BB-001L-B	CN-1565-2.6		X		Steam Generator Blowdown	VT-2	QAL-15	C7.30 C7.70	N/A
	CN-1572-1.4		X		Steam Generator Blowdown	VT-2	QAL-15	C7.30 C7.70	N/A
	CN-1580-1.0		X		Steam Generator Blowdown	VT-2	QAL-15	C7.30 C7.70	N/A
	CN-1584-1.0		X		Steam Generator Blowdown	VT-2	QAL-15	C7.10 C7.30	N/A
1CA-001L-B	CN-1584-1.0		X		Auxiliary Feedwater (CA)	VT-2	QAL-15	C7.30 C7.70	N/A
	CN-1591-1.1		X		Auxiliary Feedwater (CA)	VT-2	QAL-15	C7.10 C7.30 C7.70	N/A
	CN-1592-1.1		X		Auxiliary Feedwater (CA)	VT-2	QAL-15	C7.30 C7.70	N/A
	CN-1593-1.0		X		Auxiliary Feedwater (CA)	VT-2	QAL-15	C7.30 C7.70	N/A
	CN-1593-1.1		X		Auxiliary Feedwater (CA)	VT-2	QAL-15	C7.30 C7.70	N/A
	CN-1593-1.7		X		Auxiliary Feedwater (CA)	VT-2	QAL-15	C7.30 C7.70	N/A
1FW-001L-B	CN-1554-1.2		X		Refueling Water (FW)	VT-2	QAL-15	C7.30 C7.70	N/A
	CN-1554-1.7		X		Refueling Water (FW)	VT-2	QAL-15	C7.30 C7.70	N/A
	CN-1561-1.0		X		Refueling Water (FW)	VT-2	QAL-15	C7.30	N/A

# Duke Power Company - Catawba Unit 1 Pressure Testing Zone Number Listing

Outage 12

Int = 2  
Period = 2

Zone Number	Boundary Drawing	Required Test L / I / F / H				System Name	Required Inspection	Required Procedure	ASME Item Number(s)	Comments
1FW-001L-B									C7.70	
	CN-1562-1.2		X			Refueling Water (FW)	VT-2	QAL-15	C7.30 C7.70	N/A
	CN-1563-1.0		X			Refueling Water (FW)	VT-2	QAL-15	C7.30 C7.70	N/A
	CN-1570-1.0		X			Refueling Water (FW)	VT-2	QAL-15	C7.30 C7.70	N/A
	CN-1571-1.0		X			Refueling Water (FW)	VT-2	QAL-15	C7.30 C7.70	N/A
1FW-002L-B	CN-1571-1.0			X		Refueling Water (FW)	VT-2	QAL-15	C7.30 C7.70	N/A
1ND-001L-B	CN-1561-1.0		X	X		Residual Heat Removal (ND)	VT-2	QAL-15	C7.10 C7.30 C7.50 C7.70	N/A
	CN-1561-1.1		X	X		Residual Heat Removal (ND)	VT-2	QAL-15	C7.30 C7.70	N/A
	CN-1562-1.2		X	X		Residual Heat Removal (ND)	VT-2	QAL-15	C7.30 C7.70	N/A
	CN-1562-1.3		X	X		Residual Heat Removal (ND)	VT-2	QAL-15	C7.30 C7.70	N/A
	CN-1563-1.0		X	X		Residual Heat Removal (ND)	VT-2	QAL-15	C7.30 C7.70	N/A
	CN-1571-1.0		X	X		Residual Heat Removal (ND)	VT-2	QAL-15	C7.30 C7.70	N/A
	CN-1572-1.0		X	X		Residual Heat Removal (ND)	VT-2	QAL-15	C7.30	N/A

# Duke Power Company - Catawba Unit 1 Pressure Testing Zone Number Listing

Outage 12

Int = 2  
Period = 2

Zone Number	Boundary Drawing	Required Test L / I / F / H				System Name	Required Inspection	Required Procedure	ASME Item Number(s)	Comments
1ND-001L-B									C7.70	
1ND-002L-B	CN-1561-1.0		X	X		Residual Heat Removal (ND)	VT-2	QAL-15	C7.30 C7.70	N/A
	CN-1561-1.1		X	X		Residual Heat Removal (ND)	VT-2	QAL-15	C7.10 C7.30 C7.50 C7.70	N/A
	CN-1562-1.2		X	X		Residual Heat Removal (ND)	VT-2	QAL-15	C7.30 C7.70	N/A
	CN-1562-1.3		X	X		Residual Heat Removal (ND)	VT-2	QAL-15	C7.30 C7.70	N/A
	CN-1563-1.0		X	X		Residual Heat Removal (ND)	VT-2	QAL-15	C7.30 C7.70	N/A
	CN-1571-1.0		X	X		Residual Heat Removal (ND)	VT-2	QAL-15	C7.30 C7.70	N/A
	CN-1572-1.0		X	X		Residual Heat Removal (ND)	VT-2	QAL-15	C7.30 C7.70	N/A
1ND-003L-B	CN-1561-1.0		X	X		Residual Heat Removal (ND)	VT-2	QAL-15	C7.30 C7.70	N/A
1ND-004L-B	CN-1561-1.1		X	X		Residual Heat Removal (ND)	VT-2	QAL-15	C7.30 C7.70	N/A
1ND-007L-B	CN-1562-1.3		X			Residual Heat Removal (ND)	VT-2	QAL-15	C7.30 C7.70	N/A
1ND-008L-B	CN-1562-1.3		X			Residual Heat Removal (ND)	VT-2	QAL-15	C7.30 C7.70	N/A
1NI-002L-B	CN-1562-1.1		X			Safety Injection (NI)	VT-2	QAL-15	C7.10	N/A

## Duke Power Company - Catawba Unit 1 Pressure Testing Zone Number Listing

Outage 12

Int = 2  
Period = 2

Zone Number	Boundary Drawing	Required Test L / I / F / H				System Name	Required Inspection	Required Procedure	ASME Item Number(s)	Comments
1NI-002L-B									C7.30 C7.70	
	CN-1572-1.1			X		Safety Injection (NI)	VT-2	QAL-15	C7.30 C7.70	N/A
1NI-004L-B	CN-1562-1.2			X		Safety Injection (NI)	VT-2	QAL-15	C7.30 C7.50 C7.70	N/A
1NI-006L-B	CN-1562-1.2		X			Safety Injection (NI)	VT-2	QAL-15	C7.30 C7.50 C7.70	N/A
1NS-001L-B	CN-1563-1.0			X		Containment Spray (NS)	VT-2	QAL-15	C7.10 C7.30 C7.50 C7.70	N/A
1NS-002L-B	CN-1563-1.0			X		Containment Spray (NS)	VT-2	QAL-15	C7.10 C7.30 C7.50 C7.70	N/A
1NV-001L-B	CN-1554-1.0		X			Chemical & Volume Control (NV)	VT-2	QAL-15	C7.10 C7.30 C7.70	N/A
	CN-1554-1.5		X			Chemical & Volume Control (NV)	VT-2	QAL-15	C7.30 C7.70	N/A
	CN-1554-1.8		X			Chemical & Volume Control (NV)	VT-2	QAL-15	C7.30 C7.70	N/A
1NV-002L-B	CN-1554-1.7			X		Chemical & Volume Control (NV)	VT-2	QAL-15	C7.30 C7.50 C7.70	N/A

## Duke Power Company - Catawba Unit 1 Pressure Testing Zone Number Listing

Outage 12

Int = 2  
Period = 2

Zone Number	Boundary Drawing	Required Test L / I / F / H				System Name	Required Inspection	Required Procedure	ASME Item Number(s)	Comments
1NV-003L-B	CN-1554-1.7			X		Chemical & Volume Control (NV)	VT-2	QAL-15	C7.30 C7.70	N/A
1NV-006L-B	CN-1554-1.0		X			Chemical & Volume Control (NV)	VT-2	QAL-15	C7.30 C7.70	N/A
	CN-1554-1.1		X			Chemical & Volume Control (NV)	VT-2	QAL-15	C7.30 C7.70	N/A
	CN-1554-1.2		X			Chemical & Volume Control (NV)	VT-2	QAL-15	C7.30 C7.70	N/A
	CN-1554-1.4		X			Chemical & Volume Control (NV)	VT-2	QAL-15	C7.30 C7.70	N/A
	CN-1554-1.5		X			Chemical & Volume Control (NV)	VT-2	QAL-15	C7.30 C7.70	N/A
	CN-1554-1.6		X			Chemical & Volume Control (NV)	VT-2	QAL-15	C7.30 C7.70	N/A
	CN-1554-1.7		X			Chemical & Volume Control (NV)	VT-2	QAL-15	C7.30 C7.70	N/A
	CN-1556-1.0		X			Chemical & Volume Control (NV)	VT-2	QAL-15	C7.30 C7.70	N/A
	CN-1562-1.0		X			Chemical & Volume Control (NV)	VT-2	QAL-15	C7.30 C7.70	N/A
	CN-1562-1.2		X			Chemical & Volume Control (NV)	VT-2	QAL-15	C7.30 C7.70	N/A

## 11.2 Examination Results For This Outage:

The results of each pressure test and associated VT-2 Visual Examination conducted from EOC-11 through EOC-12 is included in this section.

The information shown below is a field description for the listing format included in this section of the report:

Zone Number	=	The unique number assigned to track certain extremity valves that make up a test.
Boundary Drawing	=	Detail drawing of pressure test boundary.
Outage	=	The number for the refueling outage cycle of this report.
Test Status	=	Complete or Partial
Test Result	=	Clear (No Evidence Of Leakage), Reportable (Evidence Of Leakage - Not Through Wall such as packing leak), Reportable (Evidence Of Through Wall Leakage).
VT-2 Examiner	=	The name of the Level II Visual examiner.
VT-2 Date	=	Date that VT-2 visual examination was performed.

Current Interval = 2  
Current Period = 2  
Class = A

**Duke Power Company - Catawba Unit 1**  
**Pressure Testing VT-2 Examination Results**

<b>Zone Number</b>	<b>Boundary Drawing</b>	<b>Outage</b>	<b>Test Status</b>	<b>Test Result</b>	<b>VT-2 Examiner</b>	<b>VT-2 Date</b>
1NC-001L-A	CN-1553-1.0	12	Complete	Recordable	J. Brown	11/19/2000
	CN-1553-1.1	12	Complete	Recordable	J. Brown	11/19/2000
	CN-1554-1.0	12	Complete	Recordable	J. Brown	11/19/2000
	CN-1554-1.5	12	Complete	Recordable	J. Brown	11/19/2000
	CN-1561-1.0	12	Complete	Recordable	J. Brown	11/19/2000
	CN-1561-1.1	12	Complete	Recordable	J. Brown	11/19/2000
	CN-1562-1.0	12	Complete	Recordable	J. Brown	11/19/2000
	CN-1562-1.1	12	Complete	Recordable	J. Brown	11/19/2000
	CN-1562-1.2	12	Complete	Recordable	J. Brown	11/19/2000
	CN-1562-1.3	12	Complete	Recordable	J. Brown	11/19/2000

Current Interval = 2  
 Current Period = 2  
 Class = B

**Duke Power Company - Catawba Unit 1**  
**Pressure Testing VT-2 Examination Results**

Zone Number	Boundary Drawing	Outage	Test Status	Test Result	VT-2 Examiner	VT-2 Date
1BB-001L-B	CN-1565-2.6	12	Complete	Clear	T. Murray	11/19/2000
	CN-1572-1.4	12	Complete	Clear	T. Murray	11/19/2000
	CN-1580-1.0	12	Complete	Clear	T. Murray	11/19/2000
	CN-1584-1.0	12	Complete	Clear	T. Murray	11/19/2000
1CA-001L-B	CN-1584-1.0	12	Complete	Clear	C. Mathews	11/19/2000
	CN-1591-1.1	12	Complete	Clear	C. Mathews	11/19/2000
	CN-1592-1.1	12	Complete	Clear	C. Mathews	11/19/2000
	CN-1593-1.0	12	Complete	Clear	C. Mathews	11/19/2000
	CN-1593-1.1	12	Complete	Clear	C. Mathews	11/19/2000
	CN-1593-1.7	12	Complete	Clear	C. Mathews	11/19/2000
1FW-001L-B	CN-1554-1.2	12	Complete	Clear	J. Brown	06/14/2000
	CN-1554-1.7	12	Complete	Clear	J. Brown	06/14/2000
	CN-1561-1.0	12	Complete	Clear	J. Brown	06/14/2000
	CN-1562-1.2	12	Complete	Clear	J. Brown	06/14/2000
	CN-1563-1.0	12	Complete	Clear	J. Brown	06/14/2000
	CN-1570-1.0	12	Complete	Clear	J. Brown	06/14/2000
	CN-1571-1.0	12	Complete	Clear	J. Brown	06/14/2000
1FW-002L-B	CN-1571-1.0	12	Complete	Clear	J. Faris	08/09/2000
1ND-001L-B	CN-1561-1.0	12	Complete	Recordable	J. Faris	06/16/2000
	CN-1561-1.1	12	Complete	Recordable	J. Faris	06/16/2000
	CN-1562-1.2	12	Complete	Recordable	J. Faris	06/16/2000
	CN-1562-1.3	12	Complete	Recordable	J. Faris	06/16/2000
	CN-1563-1.0	12	Complete	Recordable	J. Faris	06/16/2000
	CN-1571-1.0	12	Complete	Recordable	J. Faris	06/16/2000

Current Interval = 2  
 Current Period = 2  
 Class = B

**Duke Power Company - Catawba Unit 1**  
**Pressure Testing VT-2 Examination Results**

Zone Number	Boundary Drawing	Outage	Test Status	Test Result	VT-2 Examiner	VT-2 Date
	CN-1572-1.0	12	Complete	Recordable	J. Faris	06/16/2000
1ND-002L-B	CN-1561-1.0	12	Complete	Clear	J. Brown G. FORTENBERRY	06/02/2000
	CN-1561-1.1	12	Complete	Clear	J. Brown	06/02/2000
	CN-1562-1.2	12	Complete	Clear	J. Brown	06/02/2000
	CN-1562-1.3	12	Complete	Clear	J. Brown	06/02/2000
	CN-1563-1.0	12	Complete	Clear	J. Brown	06/02/2000
	CN-1571-1.0	12	Complete	Clear	J. Brown	06/02/2000
	CN-1572-1.0	12	Complete	Clear	J. Brown	06/02/2000
1ND-003L-B	CN-1561-1.0	12	Complete	Clear	J. Brown	10/17/2000
1ND-004L-B	CN-1561-1.1	12	Complete	Clear	T. MURRAY J. FARIS G. ANDERSON	10/15/2000
1ND-007L-B	CN-1562-1.3	12	Complete	Clear	J. Brown	10/17/2000
1ND-008L-B	CN-1562-1.3	12	Complete	Recordable	T. MURRAY J. FARIS G. ANDERSON M. MOORE D. STODDEN	10/15/2000
1NI-002L-B	CN-1562-1.1	12	Complete	Clear	C. Mathews	11/19/2000
	CN-1572-1.1	12	Complete	Clear	C. Mathews	11/19/2000
1NI-004L-B	CN-1562-1.2	12	Complete	Clear	J. Faris	07/06/2000
1NI-006L-B	CN-1562-1.2	12	Complete	Clear	J. Brown	04/28/2000
1NS-001L-B	CN-1563-1.0	12	Complete	Clear	T. Murray J. Faris C. Mathews	05/11/2000

Current Interval = 2  
 Current Period = 2  
 Class = B

**Duke Power Company - Catawba Unit 1**  
**Pressure Testing VT-2 Examination Results**

Zone Number	Boundary Drawing	Outage	Test Status	Test Result	VT-2 Examiner	VT-2 Date
1NS-002L-B	CN-1563-1.0	12	Complete	Clear	T. Murray H. MATHEWS	05/04/2000
1NV-001L-B	CN-1554-1.0	12	Complete	Recordable	J. Persinger	11/19/2000
	CN-1554-1.5	12	Complete	Recordable	J. Persinger	11/19/2000
	CN-1554-1.8	12	Complete	Recordable	J. Persinger	11/19/2000
1NV-002L-B	CN-1554-1.7	12	Complete	Clear	J. Brown	08/01/2000
1NV-003L-B	CN-1554-1.7	12	Complete	Clear	T. Murray	06/22/2000
1NV-006L-B	CN-1554-1.0	12	Complete	Recordable	T. Murray	06/22/2000
	CN-1554-1.1	12	Complete	Recordable	T. Murray	06/22/2000
	CN-1554-1.2	12	Complete	Recordable	T. Murray	06/22/2000
	CN-1554-1.4	12	Complete	Recordable	T. Murray	06/22/2000
	CN-1554-1.5	12	Complete	Recordable	T. Murray	06/22/2000
	CN-1554-1.6	12	Complete	Recordable	T. Murray	06/22/2000
	CN-1554-1.7	12	Complete	Recordable	T. Murray	06/22/2000
	CN-1556-1.0	12	Complete	Recordable	T. Murray	06/22/2000
	CN-1562-1.0	12	Complete	Recordable	T. Murray	06/22/2000
	CN-1562-1.2	12	Complete	Recordable	T. Murray	06/22/2000

11.3 Reportable Indications:

None