

February 20, 2001

10 CFR 50.55a(g)

United States Nuclear Regulatory Commission
Attention: Document Control Desk
Washington, D.C. 20555

LaSalle County Station, Unit 2
Facility Operating License No. NPF-18
NRC Docket No. 50-374

Subject: 90 Day Post-Outage ISI Summary Report

Reference: Milton H. Richter (ComEd) letter to Dr. Thomas E. Murley
(NRC), "Structural Margin Evaluation for Reactor Pressure
Vessel Head Studs," dated October 3, 1991

Title 10, Code of Federal Regulations, Part 50, Section 55a, Paragraph g (10 CFR 50.55a(g)) requires Exelon Generation Company (EGC), LLC to maintain an Inservice Inspection Program in accordance with the requirements of the American Society of Mechanical Engineers (ASME) Boiler and Pressure Vessel Code. This report is submitted in accordance with the requirements of ASME Section XI, Article IWA-6200, Paragraph IWA-6230.

Enclosed please find the Post-Outage (90 day) Summary Report for Inservice Inspection examinations and Repair/Replacement activities performed between the end of the previous refueling outage, that ended April 11, 1999, and the end of the last refueling outage. The last refueling outage was the 8th refueling outage for LaSalle County Station Unit 2. This outage started November 10, 2000 and ended November 30, 2000. This refueling outage was the first outage scheduled for the Second Inspection Period of the Second Inspection Interval. The Second Inservice Inspection Interval is effective from October 17, 1994 through July 4, 2007 for LaSalle County Station Unit 2.

A047

February 20, 2001
U.S. Nuclear Regulatory Commission
Page 2

LaSalle County Station Unit 2 is owned and operated by EGC, whose address is:

200 Exelon Way
Kennett Square, PA 19348

LaSalle County Station Unit 2 has an authorized power level of 3489 MWt and began commercial Operation on October 17, 1984.

Should you have any questions concerning this letter, please contact Mr. William Riffer, Regulatory Assurance Manager, at (815) 357-6761, extension 2383.

Respectfully,

A handwritten signature in black ink, appearing to read "Charles G. Pardee". The signature is fluid and cursive, with a large loop at the end.

Charles G. Pardee
Site Vice President
LaSalle County Station

Attachment

cc: Regional Administrator - NRC Region III
NRC Senior Resident Inspector - LaSalle County Station

Attachment
90 Day Post-Outage ISI Summary Report

I. INTRODUCTION

This Inservice Inspection Summary Report addresses examinations performed between the end of the previous refueling outage (L2R07), that ended April 11, 1999, through the end of the current refueling outage. The current refueling outage was the 8th refueling outage for LaSalle County Station Unit Two. The outage started November 10, 2000 and ended November 30, 2000. This refueling outage was the first outage scheduled for the Second Inspection Period of the Second Inspection Interval. The Second Inservice Inspection Interval is effective from October 17, 1994 through July 4, 2007 for LaSalle Unit 2. Paragraph IWA-2430(e) of American Society of Mechanical Engineers (ASME) Section XI allows an Inspection Interval to be extended for a period of time equivalent to the duration of a continuous outage that exceeds six months. The Second Inservice Inspection Interval is divided into three successive inspection periods as determined by calendar years of plant service within the Inspection Interval. Identified below are the period dates for the Second Inservice Inspection Interval as defined by Inspection Program B. In accordance with IWB-2412(b), the inspection periods specified below may be decreased or extended by as much as 1 year to enable inspections to coincide with LaSalle Station's refueling outages.

Unit 2, Period 1 (October 17, 1994 through July 4, 2000**)

Unit 2, Period 2 (July 5, 2000 through July 4, 2004)

Unit 2, Period 3 (July 5, 2004 through July 4, 2007)

** This date reflects a 932 day extension allowed by IWA-2430(e) for L2R07.

Inservice Inspection examinations, Augmented Inservice Inspection (AISI) examinations and Preservice Inspections were completed during the refueling outage as required by the Code of Federal Regulations, Technical Specifications, Section XI of the ASME Boiler and Pressure Vessel Code, 1989 Edition, and the applicable requirements of the Performance Demonstration Initiative (PDI).

Personnel from GE Nuclear Energy (GENE) Inspection Services performed the Non-Destructive Evaluations (NDE), Magnetic Particle (MT), Liquid Dye Penetrant (PT), and manual and automated Ultrasonic (UT) techniques that were used during these inspections. All IGSCC examinations were completed by personnel qualified for the detection and discrimination of Intergranular Stress Corrosion Cracking in accordance with the PDI. LaSalle's Programs Engineering Group provided necessary resolution of technical problems, reviewed all ISI personnel qualifications, and all visual, surface, and volumetric examination results.

Visual examinations of reactor vessel internals, component supports, and piping pressure tests were performed by GENE personnel and Exelon Generation Company (EGC), LLC employees of the LaSalle Programs Engineering Group. These individuals were appropriately certified as ASME Section XI Visual Examiners to EGC's written practice. An underwater camera was used in the reactor vessel for the visual inspection of the reactor vessel internals. The camera was proven capable of resolving both 0.001", and 0.0005" stainless steel wires while underwater and in the same lighting conditions found during the actual inspection.

The services of an Authorized Nuclear Inservice Inspector (ANII)/Authorized Nuclear Inspector (ANI) were provided by Hartford Steam Boiler Inspection & Insurance Co., 2443 Warrenville Road, Suite 500, Lisle, IL 60532.

Mr. Rocky W. White, ANII-C, State of ILL # 1927, reviewed all procedures, personnel qualifications, instrument and material certifications, all Section XI examination results, all Owner's Reports of Repair or Replacement (Forms NIS-2), and the Owners Data Report for Inservice Inspection (Form NIS-1).

II. SCOPE OF INSPECTIONS

A summary report is provided with tables that summarize the extent and results of inspections performed during the period between the end of the previous refueling outage April 11, 1999 (L2R07), through the end of the current refueling outage (L2R08). An explanation of any abbreviations can be found in Attachment 3 of the summary report.

Table A provides a summary listing of all completed ASME Section XI examinations for this outage with the exception of Component Support examinations and Pressure Testing which are addressed separately. Table A is divided by ASME Code Category with a description of the item examined, as well as the examination type(s), and the examination results. Due to the limitations imposed by their design and construction, several components can not be examined to the full extent required by the Code. In accordance with 10 CFR 50.55a(g)(5), Request for Relief CR-26 from the Code required examination coverage will be submitted for these components in subsequent revisions to the Second 10-Year ISI Plan for LaSalle County Station Units 1 & 2. Applicable existing Relief Requests are noted in the tables.

Table B provides a summary listing of all Augmented Inservice Inspections (AISI). These are not ASME Section XI Code requirements, but are either additional examination area requirements, or increased frequency requirements, or combinations of these which are requested by the Nuclear Regulatory Commission, or which have been deemed prudent in view of EGC or other industry experience. Table B also gives a description of the item examined as well as the examination type, and examination results(s). Table B includes the following categories as described below.

TYPE 1A - These are ASME Code Category B-F, and B-J welds of the High Energy Line Break exclusion regions which are identified in the SAR and are examined as required by the Nuclear Regulatory Commission.

TYPE 1B/NUREG-0619 - These examinations include the visual examination of the Feedwater Spargers.

GENERIC LETTER 88-01 - These examinations are of austenitic stainless steel piping for the detection of IGSCC.

REACTOR VESSEL INTERNALS AISI – These examinations include inspection of reactor internal components which have been required by the Nuclear Regulatory Commission such as Core Spray Spargers and Piping. These have been adopted by ComEd through its commitment to the Boiling Water Reactor Vessel and Internals Project (BWRVIP). Others such as the examination of the Steam Dryer and Steam Separator ComEd has deemed prudent from industry experience,

MISCELLANEOUS AISI -

Pursuant to LaSalle County Station's commitment to the Nuclear Regulatory Commission (reference letter), the AISI examinations included an augmented "End-Shot" Ultrasonic examination of 100% (76) of the Reactor Pressure Vessel Closure Studs. The "End Shot" UT examination was completed using procedures, calibration standards, and personnel which met all applicable requirements of the 1989 Edition of ASME Section XI, and the Performance Demonstration Initiative (PDI).

Table C provides a summary listing of all completed ASME Section XI Class 1 and 2 Component Support examinations for this outage. Table C gives the support number, the examination type, and examination results. Table C is divided by ASME Code Class.

Table D provides a listing of pressure testing of ASME Class 1 & 2 piping and components completed in accordance with ASME Section XI during the period between the L2R07 outage and the L2R08 outage. Class 1 components and piping were visually examined using the VT-2 method during the System Leakage Test conducted at 1030 PSIG prior to reactor start-up, which is within the nominal operating pressure range of the Reactor Pressure Vessel associated with 100% rated reactor power. Pressure testing will be ongoing throughout the remainder of the Second Inspection Period.

Table E is a listing of ASME Class 1 and 2 Repair/Replacements which have been completed since the previous refueling outage and those completed during the eighth refueling outage of Unit 2 in accordance with ASME Section XI, Articles IWA-4000 and IWA-7000. The listing includes the documentation package (Nuclear Work Request) number which served to implement the applicable activity as well as a short description of the activity. The Nuclear Work Requests are on file at LaSalle. Each activity has been certified on Form NIS-2 (Owners Report of Repair or Replacement) which will serve as documentation of these Repair/Replacements.

The name of each major component inspected during the eighth refueling outage is listed on Form NIS-1 (Attachment 1) in column #1. Only the major components inspected during the outage are listed on Form NIS-1. These include the Reactor Pressure Vessel and the Class 1 piping system. A more detailed list of components inspected appears in the abstracts listed as items 13, 14, and 15 on Form NIS-1. Since descriptions including size, capacity, material, location, and drawings to aid in identification of the components have been previously submitted, as well as our N-5 Code Data Reports, and our Second 10-Year ISI Plan, this information was not included in this Summary Report. These documents are on file at LaSalle County Station. This also applies to our Preservice and previous Inservice Inspection Summary Reports.

III. SUMMARY OF RESULTS AND CORRECTIVE ACTIONS

The ASME Section XI Inservice Inspection results obtained this outage were compared with the applicable Preservice and previous Inservice Inspection results. The following is a summary of the results and the corrective actions taken this outage.

1. ASME Section XI Components

One reportable indication was detected in an ASME Section XI component. During automated ultrasonic examination of weld RH-2004-42A, a non-geometric indication was detected within the weld metal in an area outside the Code required examination volume. This indication is acceptable per Table IWB-3514-2 (Allowable Planar Flaws in austenitic steels) of ASME Section XI. Recordable indications were detected in other Section XI components as well as other components, during augmented examinations as discussed below.

2. IGSCC Weld RH-2005-28

During Liquid Penetrant examination of weld RH-2005-28 a 1/8" rounded indication was recorded. This indication was evaluated against the acceptance criteria of the Construction Code and found to be acceptable.

3. Steam Dryer

Based on LaSalle County Station experience, an augmented visual examination of the Steam Dryer is completed during each refueling outage. The Steam Dryer contains numerous indications, all of which have been recorded during previous examinations. Areas where indications were identified include the lifting eye bracket welds, upper dryer bank vertical welds, upper support ring, drain channel welds, and dryer bank panels. All indications detected during the examination conducted for L2R08 were evaluated as acceptable as-is with no repair required in accordance with the acceptance criteria of GENE Chron. 118054, dated 12/3/92. As all of these types of indications had been previously identified, no Condition Report was generated to disposition them. These examination results have been documented on the VT-3/4 examination data sheet by the Station Level III Visual Examiner.

3. Steam Separator

Based on LaSalle County Station experience, an augmented visual examination of the Steam Separator is completed during each refueling outage. During this examination in L2R08, wear was detected on the anti-rotation pins and inspection windows of Shroud Head Bolts 3, 5, 29 & 31. Condition Report L2000-06744 was generated to disposition these findings. Engineering evaluation determined that the conditions were acceptable as-is for return to service. Nuclear Work Request number 990234580 has been generated to replace these Shroud Head Bolts at the next refueling outage. These examination results have been documented on the VT-3/4 examination data sheet by the Station Level III Visual Examiner.

4. Jet Pumps

During augmented visual inspection of the Jet Pumps in L2R08 gaps were detected between the adjusting screws and their respective inlet mixers on seven pumps. The following gaps were identified:

Jet Pump # 4 - .015" Gap on vessel side adjusting screw
Jet Pump # 5 - .014" Gap on vessel side adjusting screw
Jet Pump # 9 - .014" Gap on vessel side adjusting screw
Jet Pump # 13 - .014" Gap on vessel side adjusting screw
Jet Pump # 15 - .017" Gap on vessel side adjusting screw
Jet Pump # 18 - .014" Gap on vessel side adjusting screw
Jet Pump # 19 - .015" Gap on vessel side adjusting screw

Permanent repair wedges were installed under Nuclear Work Request number 990141242 to eliminate all of the gaps.

5. Core Spray Piping

During automated ultrasonic examination (UT) of the reactor vessel internal Core Spray Piping per BWRVIP-18, one flaw was detected on the BP5 weld (Pipe to Inner Sleeve weld) of the "B" loop of the Low Pressure Core Spray piping. Condition Report number L2000-06741 was generated to evaluate the flaw which is .86" in length. The evaluation was completed in accordance with the methodology in BWRVIP-18 and included UT uncertainty at each end of the flaw. The results of the evaluation indicate that the flaw is acceptable as-is at least two fuel cycles. Re-examination of the Core Spray Piping will be in accordance with BWRVIP-18.

6. ASME Section XI Piping & Component Support Examinations

A total of 41 piping and component supports were inspected during this refueling outage. These were distributed between ASME Class 1 and 2/D+ supports as follows:

Class 1 - 21 supports.
Class 2/D+ - 18 supports.

Components – 2 Supports

No reportable indications were detected during these examinations, and all recordable indications were evaluated as acceptable by the Station Level III Visual Examiner.

LASALLE COUNTY STATION UNIT 2
EIGHTH REFUELING OUTAGE
ASME SECTION XI SUMMARY REPORT

TABLE OF CONTENTS

I. INTRODUCTION

II. SCOPE OF INSPECTIONS

Table A ASME Section XI Examinations

Table B Augmented Inservice Inspections AISI

Table C ASME Section XI Component Support Examinations

Table D ASME Section XI Pressure Testing

Table E Class 1 & 2 Repair/Replacements

III. SUMMARY OF RESULTS, EVALUATIONS, AND CORRECTIVE ACTIONS

IV. ATTACHMENTS

1. NIS-1 Form

2. NIS-2 Forms

3. Abbreviations

TABLE A
ASME SECTION XI ISI INSPECTIONS

ASME CATEGORY B-D

<u>ITEM #</u>	<u>ITEM DESCRIPTION</u>	<u>EXAM TYPE</u>	<u>RESULT</u>
1	LCS-2-N1B	UT	NRI, 60.4% COVERAGE, CR-26
2	2-NIR-1B	UT	NRI
3	LCS-2-N6A	UT	NRI, 68.4% COVERAGE, CR-26
4	2-NIR-6A	UT	NRI
5	LCS-2-N6C	UT	NRI, 68.4% COVERAGE, CR-26
6	2-NIR-6C	UT	NRI

ASME CATEGORY B-F

1	RH-2003-26A	AUTO UT&PT	ACOUSTIC INTERFACE/NRI
2	RH-2003-26B	AUTO UT&PT	NON-RELEVANT INDICATIONS/NRI
3	RH-2004-42A	AUTO UT&PT	NON-GEOMETRIC INDICATION/NRI ACCEPTABLE SEE REPORT PAGE 4
4	RH-2004-42B	AUTO UT&PT	NON-RELEVANT INDICATIONS/NRI
5	RR-2003-01A	AUTO UT&PT	ACOUSTIC INTERFACE/NRI

ASME CATEGORY B-G-1

1	RPV STUDS (26-50)	UT	NRI
2	RPV FLANGE (26-50)	UT	NRI
3	RPV NUTS (26-50)	VT-1	NRI
4	RPV WASHERS (26-50)	VT-1	NRI

ASME CATEGORY B-G-2

1	MS-2001B-23	VT-1	NRI/PSI
2	MS-2001B-19	VT-1	NRI/PSI
3	MS-2003B-12	VT-1	NRI/PSI
4	MS-2003B-24	VT-1	NRI
5	MS-2003B-36	VT-1	NRI
6	MS-2004B-10	VT-1	NRI
7	MS-2004B-14	VT-1	NRI/PSI
8	MS-2004B-18	VT-1	NRI
9	MS-2004B-22	VT-1	NRI/PSI
10	RI-2001B-21B	VT-1	NRI/PSI
11	RR-2002B-06	VT-1	NRI
12	RR-2003B-21	VT-1	NRI
13	RR-2006B-06	VT-1	NRI
14	RR-2007B-19	VT-1	NRI
15	2E12-F041C-1	VT-1	MATERIAL GRADE, ACCEPTABLE

**TABLE A (CONT'D.)
ASME SECTION XI ISI INSPECTIONS**

ASME CATEGORY B-J

<u>ITEM #</u>	<u>ITEM DESCRIPTION</u>	<u>EXAM TYPE</u>	<u>RESULT</u>
1	FW-2004-06	UT/MT	NRI
2	FW-2004-07	UT/MT	NRI
3	FW-2004-08	UT/MT	ROOT GEOMETRY/NRI
4	FW-2004-10	UT/MT	ROOT GEOMETRY/NRI
5	FW-2005-06	UT/MT	NRI
6	FW-2005-07	UT/MT	NRI
7	FW-2005-08	UT/MT	NRI
8	FW-2005-10	UT/MT	NRI
9	MS-2002-15	UT/MT	NRI
10	MS-2002-25	UT/MT	NRI
11	MS-2053-12	UT/MT	NRI
12	MS-2053-15	UT/MT	NRI
13	MS-2053-18	UT/MT	NRI
14	MS-2054-13	UT/MT	NRI
15	MS-2054-15	UT/MT	NRI
16	MS-2054-18	UT/MT	NRI
17	MS-2055-05	UT/PT	NRI
18	RH-2005-21B	PT	NRI
19	RH-2005-21D	PT	NRI
20	RI-2001-20	UT/MT	PSI ROOT GEOMETRY/NRI
21	RT-2001-26	UT/PT	NRI
22	RT-2001-27	UT/PT	ROOT GEOMETRY/NRI
23	RT-2001-28	UT/PT	NRI
24	RT-2001-29	UT/PT	NRI
25	RT-2001-31	UT/PT	NRI
26	RT-2001-32	UT/PT	NRI
27	RT-2001-33	UT/PT	NRI
28	RT-2001-37	UT/PT	NRI
29	RT-2001-38	UT/PT	ROOT GEOMETRY/NRI

ASME CATEGORY B-K-1

1	FW02-2851S	MT	NRI
2	RH53-2847X	MT	NRI
3	RH53-2836X	MT	NRI

ASME CATEGORY B-M-2

1	2E12-F041C	VT-3/4	NRI
---	------------	--------	-----

ASME CATEGORY B-N-1

1	SURFACES ABOVE THE CORE	VT-3/4	NRI
2	SURFACES BELOW THE CORE	VT-3/4	NRI

**TABLE A (CONT'D.)
ASME SECTION XI ISI INSPECTIONS**

ASME CATEGORY B-N-2

<u>ITEM #</u>	<u>ITEM DESCRIPTION</u>	<u>EXAM TYPE</u>	<u>RESULT</u>
1	DRYER SUPPORT LUG WELDS	VT-3/4	NRI
2	GUIDE ROD BRACKETS	VT-3/4	NRI
3	SURVEILLANCE SAMPLE LOWER BRACKET	VT-1	NRI
4	SURVEILLANCE SAMPLE UPPER BRACKET	VT-3/4	NRI
5	SUPPORT PLATE ATT. WELD	VT-3/4	NRI, AT 0° & 180°
6	SUPPORT PLATE	VT-3/4	NRI, AT 0° & 180°

ASME CATEGORY C-C

1	LP02-2816V	MT	NRI
---	------------	----	-----

ASME CATEGORY C-F-2

1	FW-2004-05	UT/MT	ROOT GEOMETRY/NRI
2	FW-2005-05	UT/MT	NRI
3	LP-2003-04	UT/MT	NRI
4	RI-2014-01	UT/MT	PSI ROOT GEOMETRY/NRI
5	RI-2014-01B	UT/MT	PSI ROOT GEOMETRY/NRI

TABLE B
AUGMENTED ISI INSPECTIONS

AISI CATEGORY TYPE 1A

<u>ITEM #</u>	<u>ITEM DESCRIPTION</u>	<u>EXAM TYPE</u>	<u>RESULT</u>
1	FW-2004-06	UT	NRI
2	FW-2004-07	UT	NRI
3	FW-2004-08	UT	ROOT GEOMETRY
4	FW-2004-10	UT	ROOT GEOMETRY
5	FW-2005-06	UT	NRI
6	FW-2005-07	UT	NRI
7	FW-2005-08	UT	NRI
8	FW-2005-10	UT	NRI
9	MS-2053-12	UT	NRI
10	MS-2053-15	UT	NRI
11	MS-2053-18	UT	NRI
12	MS-2054-13	UT	NRI
13	MS-2054-15	UT	NRI
14	MS-2054-18	UT	NRI
15	RH-2002-01	UT	NRI
16	RH-2002-02	UT	NRI
17	RH-2002-03	UT	NRI
18	RH-2002-10	UT	NRI
19	RH-2002-12	UT	COUNTERBORE
20	RH-2002-14	UT	NRI
21	RH-2002-18	UT	NRI
22	RH-2002-19	UT	NRI
23	RH-2003-02	UT	NRI
24	RH-2004-14	UT	NRI
25	RH-2004-15	UT	NRI
26	RH-2005-02	UT	ROOT GEOMETRY
27	RH-2005-08	UT	ROOT GEOMETRY
28	RH-2005-12	UT	NRI
29	RH-2005-15	UT	ROOT GEOMETRY
30	RH-2005-16	UT	NRI
31	RH-2005-18	UT	NRI
32	RH-2005-19	UT	NRI
33	RH-2005-20	UT	NRI
34	RH-2005-21	UT	NRI
35	RH-2005-23	UT	I.D. GEOMETRY
36	RT-2001-24	UT	NRI
37	RT-2001-25	UT	NRI
38	RT-2001-26	UT	NRI
39	RT-2001-27	UT	ROOT GEOMETRY
40	RT-2001-28	UT	NRI
41	RT-2001-29	UT	NRI
42	RT-2001-30	UT	NRI
43	RT-2001-31	UT	NRI
44	RT-2001-32	UT	NRI
45	RT-2001-33	UT	NRI
46	RT-2001-34A	UT	NRI
47	RT-2001-37	UT	NRI
48	RT-2001-38	UT	ROOT GEOMETRY
49	LP-2003-04	UT	NRI

AISI CATEGORY 88-01 IGSCC

1	RH-2003-26A	AUTO UT&PT	ACOUSTIC INTERFACE/NRI
---	-------------	------------	------------------------

TABLE B (CONT'D.)
AISI CATEGORY 88-01 IGSCC

<u>ITEM #</u>	<u>ITEM DESCRIPTION</u>	<u>EXAM TYPE</u>	<u>RESULT</u>
2	RH-2003-26B	AUTO UT&PT	NON-RELEVANT INDICATIONS/NRI
3	RH-2004-42A	AUTO UT&PT	NON-GEOMETRIC INDICATION/NRI ACCEPTABLE SEE REPORT PAGE 4
4	RH-2004-42B	AUTO UT&PT	NON-RELEVANT INDICATIONS/NRI
5	RR-2003-01A	AUTO UT&PT	ACOUSTIC INTERFACE/NRI
6	RH-2005-28	UT/PT	NRI/ROUNDED INDICATION SEE REPORT PG. 4
7	RH-2005-29	UT/PT	NRI

AISI CATEGORY NUREG-0619

1	FEEDWATER SPARGERS	VT-1	NRI
---	--------------------	------	-----

AISI CATEGORY VESSEL INTERNALS

1	STEAM DRYER	VT-3/4	SEE REPORT PG. 4
2	DRYER HOLD DOWN LUGS	VT/PT	NRI, RICSIL 072
3	STEAM SEPARATOR	VT-3/4	SEE REPORT PG. 5
4	CORE SPRAY PIPING	EVT-1/UT	BWRVIP-18 SEE REPORT PG. 5
5	CORE SPRAY SPARGERS	VT-1	NRI, BWRVIP-18
6	ACCESS HOLE COVERS	VT-1	NRI
7	(10) JET PUMP BEAMS	UT	NRI, BWRVIP-41
8	(5) INCORE DRY TUBES	VT-1	NRI
9	JET PUMP SET SCREWS	VT-3/4	GAPS SEE REPORT PG. 5
10	JET PUMP ASSY. WELDS	UT	NRI, WELDS ON 6 PUMPS BWRVIP-41
11	JET PUMP MAIN WEDGES	VT-3/4	NRI
12	CRD GUIDE TUBE LUGS	VT-3/4	NRI, (15) LUG WELDS, BWRVIP-47
13	FUEL SUPPORT PINS	VT-3/4	NRI, (15) PINS, BWRVIP-47
14	LPCI COUPLING WELDS	EVT-1	NRI, (3) ASSEMBLIES, BWRVIP-42
15	LPCI COUPLING BOLTS	VT-3/4	NRI, (3) ASSEMBLIES, BWRVIP-42
16	LPCI COUPLING BOLT TACKS	VT-1	NRI, (3) ASSEMBLIES, BWRVIP-42
17	H9 SHROUD WELD	EVT-1	NRI, AT 0° & 180°

AISI CATEGORY MISC.

<u>ITEM #</u>	<u>ITEM DESCRIPTION</u>	<u>EXAM TYPE</u>	<u>RESULT</u>
1	RPV STUDS (1-76)	UT	NRI, SEE REPORT PG. 3

TABLE C
ASME SECTION XI COMPONENT & SUPPORT EXAMINATIONS

ASME CLASS 1

<u>ITEM #</u>	<u>ITEM DESCRIPTION</u>	<u>EXAM TYPE</u>	<u>RESULT</u>
1	FW02-2810X	VT-3/4	NRI
2	FW02-2835C	VT-3/4	NRI
3	FW02-2837C	VT-3/4	NRI
4	FW02-2838V	VT-3/4	NRI
5	FW02-2893C	VT-3/4	NRI
6	HP02-2804X	VT-3/4	NRI
7	PENETRATION M-2	VT-3/4	NRI
8	MS00-2027V	VT-3/4	NRI
9	MS00-2028V	VT-3/4	NRI
10	NB13-2809C	VT-3/4	NRI
11	RH03-2871X	VT-3/4	NRI
12	RH34-2809X	VT-3/4	NRI
13	RH53-2838C	VT-3/4	NRI
14	RH53-2847X	VT-3/4	NRI
15	RI01-2812V	VT-3/4	NRI
16	RI01-2847X	VT-3/4	NRI
17	RR00-2061X	VT-3/4	NRI
18	RR00-2069V	VT-3/4	NRI
19	RT01-2865V	VT-3/4	NRI
20	RT01-2869C	VT-3/4	NRI
21	RT01-2872V	VT-3/4	NRI
22	RR00-2072X	VT-3/4	NRI
23	RR00-2073X	VT-3/4	NRI

ASME CLASS 2

1	HG05-2014G	VT-3/4	NRI
2	HP02-2828G	VT-3/4	NRI
3	HP02-2833X	VT-3/4	NRI
4	LP01-2811X	VT-3/4	NRI
5	LP02-2852X	VT-3/4	NRI
6	LP02-2865V	VT-3/4	SETTINGS, ACCEPTABLE
7	MS01-2842C	VT-3/4	NRI
8	MS01-2831C	VT-3/4	NRI
9	MS01-2837X	VT-3/4	NRI
10	MS01-2844C	VT-3/4	NRI
11	MS01-2846C	VT-3/4	NRI
12	MS01-2916X	VT-3/4	NRI
13	MS01-2917X	VT-3/4	NRI
14	MS28-2807X	VT-3/4	NRI
15	RH01-2811X	VT-3/4	NRI
16	RH02-2824C	VT-3/4	NRI
17	RH19-2817V	VT-3/4	NRI
18	RH53-2823V	VT-3/4	NRI

TABLE D
ASME SECTION XI PRESSURE TESTING

<u>ITEM #</u>	<u>ITEM DESCRIPTION</u>	<u>EXAM TYPE</u>	<u>RESULT</u>
1	2-CM-01	VT-2	NRI, CASE N-522
2	2-CM-02	VT-2	NRI, CASE N-522
3	2-CM-03	VT-2	NRI
4	2-CM-04	VT-2	NRI, CASE N-522
5	2-CM-05	VT-2	NRI
6	2-CM-06	VT-2	NRI, CASE N-522
7	2-CM-07	VT-2	NRI
8	2-CM-08	VT-2	NRI
9	2-CM-09	VT-2	NRI
10	2-CM-10	VT-2	NRI
11	2-CM-11	VT-2	NRI
12	2-CM-12	VT-2	NRI
13	2-CM-13	VT-2	NRI
14	2-CM-14	VT-2	NRI, CASE N-522
15	2-ES-01	VT-2	NRI
16	2-FC-09	VT-2	NRI
17	2-FC-10	VT-2	NRI
18	2-FW-01	VT-2	NRI
19	2-HG-01	VT-2	NRI
20	2-HG-02	VT-2	NRI
21	2-HG-03	VT-2	NRI
22	2-HG-04	VT-2	NRI
23	2-HG-05	VT-2	NRI
24	2-HG-06	VT-2	NRI
25	2-HG-07	VT-2	NRI
26	2-HP-01	VT-2	NRI
27	2-IN-01	VT-2	NRI
28	2-IN-02	VT-2	NRI
29	2-IN-03	VT-2	NRI
30	2-IN-04	VT-2	NRI
31	2-IN-05	VT-2	NRI
32	2-IN-06	VT-2	NRI
33	2-IN-07	VT-2	NRI
34	2-IN-08	VT-2	NRI
35	2-IN-09	VT-2	NRI
36	2-IN-10	VT-2	NRI
37	2-IN-11	VT-2	NRI
38	2-IN-12	VT-2	NRI
39	2-IN-13	VT-2	NRI
40	2-IN-14	VT-2	NRI
41	2-IN-15	VT-2	NRI
42	2-IN-16	VT-2	NRI
43	2-IN-17	VT-2	NRI
44	2-LP-01	VT-2	NRI
45	2-MC-01	VT-2	NRI
46	2-MS-01	VT-2	NRI
47	2-MS-02	VT-2	NRI
48	2-NB-01	VT-2	NRI
49	2-NB-02	VT-2	NRI
50	2-NB-03	VT-2	NRI
51	2-NB-04	VT-2	NRI
52	2-NB-05	VT-2	NRI
53	2-PC-01	VT-2	NRI
54	2-PC-02	VT-2	NRI
55	2-PC-03	VT-2	NRI
56	2-PC-04	VT-2	NRI

TABLE D (CONT'D)
ASME SECTION XI PRESSURE TESTING

<u>ITEM #</u>	<u>ITEM DESCRIPTION</u>	<u>EXAM TYPE</u>	<u>RESULT</u>
57	2-RC-PB	VT-2	THREADED CONNECTION LEAK PACKING & GASKET LEAKS
58	2-RD-01	VT-2	NRI/PACKING & GASKET LEAKS
59	2-RE-01	VT-2	NRI/PACKING & GASKET LEAKS
60	2-RF-01	VT-2	NRI
61	2-RH-01	VT-2	NRI
62	2-RH-02	VT-2	NRI
63	2-RH-03	VT-2	NRI
64	2-RR-01	VT-2	NRI
65	2-RR-02	VT-2	NRI
66	2-RR-03	VT-2	NRI, IWA-5243
67	2-RR-04	VT-2	NRI
68	2-RR-05	VT-2	NRI
69	2-RR-06	VT-2	NRI
70	2-RR-07	VT-2	NRI, IWA-5243
71	2-RR-08	VT-2	NRI
72	2-SA-01	VT-2	NRI
73	2-VG-01	VT-2	NRI
74	2-VP-01	VT-2	NRI
75	2-VP-02	VT-2	NRI
76	2-VQ-01	VT-2	NRI
77	2-VQ-02	VT-2	NRI
78	2-VQ-03	VT-2	NRI
79	2-VQ-04	VT-2	NRI
80	2-VQ-05	VT-2	NRI
81	2-WR-01	VT-2	NRI

TABLE -E
REPAIR REPLACEMENT ACTIVITIES

CLASS-1

<u>WORK REQUEST NUMBER</u>	<u>DESCRIPTION</u>
1. 960107813	Replace Control Rod Drive & capscrews
2. 960107816	Replace Control Rod Drive & capscrews
3. 960107817	Replace Control Rod Drive & capscrews
4. 990023639	Replace mechanical snubber with hydraulic snubber
5. 990023644	Replace mechanical snubber with hydraulic snubber
6. 990023649	Replace mechanical snubber with hydraulic snubber
7. 990023652	Replace mechanical snubber with hydraulic snubber
8. 990040642	Replace Main Steam SRV with rebuilt spare
9. 990040674	Replace Main Steam SRV with rebuilt spare
10. 990040675	Replace Main Steam SRV with rebuilt spare
11. 990083084	Replace Main Steam SRV with rebuilt spare
12. 990126189	Replace valve studs & nuts
13. 990134809	Replace Main Steam SRV with rebuilt spare
14. 990134813	Replace Main Steam SRV with rebuilt spare
15. 990134814	Replace Main Steam SRV with rebuilt spare
16. 990134815	Replace Main Steam SRV with rebuilt spare
17. 990135196	Replace explosive valve
18. 990139789	Replace Main Steam SRV with blind flange
19. 990143262	Replace Control Rod Drive & capscrews
20. 990143265	Replace Control Rod Drive & capscrews
21. 990143266	Replace Control Rod Drive & capscrews
22. 990143267	Replace Control Rod Drive & capscrews
23. 990143268	Replace Control Rod Drive & capscrews
24. 990143270	Replace Control Rod Drive & capscrews
25. 990143271	Replace Control Rod Drive & capscrews
26. 990143272	Replace Control Rod Drive & capscrews
27. 990143273	Replace Control Rod Drive & capscrews
28. 990143274	Replace Control Rod Drive & capscrews
29. 990143276	Replace Control Rod Drive & capscrews
30. 990143841	Replace mechanical snubber with hydraulic snubber
31. 990143850	Replace mechanical snubber with hydraulic snubber
32. 990143857	Replace mechanical snubber with hydraulic snubber
33. 990143864	Replace mechanical snubber with hydraulic snubber
34. 990149290	Replace Main Steam SRV with blind flange
35. 990149291	Replace Main Steam SRV with blind flange
36. 990149292	Replace Main Steam SRV with blind flange
37. 990149293	Replace Main Steam SRV with blind flange
38. 990155889	Replace RR pump seal with new design seal
39. 990155890	Replace RR pump seal with new design seal
40. 990156514	Replace mechanical snubber with hydraulic snubber
41. 990156526	Replace mechanical snubber with hydraulic snubber
42. 990181596	Replace Control Rod Drive & capscrews
43. 990181597	Replace Control Rod Drive & capscrews
44. 990181599	Replace Control Rod Drive & capscrews
45. 990181602	Replace Control Rod Drive & capscrews
46. 990181603	Replace Control Rod Drive & capscrews
47. 990183917	Replace Control Rod Drive capscrews
48. 990198934	Replace Control Rod Drive & capscrews

TABLE -E (CONT'D)
REPAIR REPLACEMENT ACTIVITIES

CLASS-2

<u>WORK REQUEST NUMBER</u>	<u>DESCRIPTION</u>
1. 990020490	Repair valve body
2. 990025524	Replace valve with rebuilt spare
3. 990122813	Replace support load bolt
4. 990133110	Replace valve
5. 990136586	Replace valve stem/disc assembly
6. 990155469	Repair valve body
7. 990231527	Repair valve stuffing box
8. 990233057	Plug Heat Exchanger tubes

ATTACHMENT 3

ABBREVIATIONS

AD	ADDENDA
ANI	AUTHORIZED NUCLEAR INSPECTOR
ANII-C	AUTHORIZED NUCLEAR INSERVICE INSPECTOR-CONCRETE
AISI	AUGMENTED INSERVICE INSPECTIONS
ASSY	ASSEMBLY
ATT	ATTACHMENT
ASME	AMERICAN SOCIETY OF MECHANICAL ENGINEERS
AUTO UT	AUTOMATED ULTRASONIC TEST
BOM	BILL OF MATERIAL
BWRVIP	BOILING WATER REACTOR VESSEL AND INTERNALS PROJECT
CHRON	TRACKING SYSTEM FOR ENGINEERING EVALUATIONS
CM	CONTAINMENT MONITERING
ComEd	COMMONWEALTH EDISON
CR	COMPONENT RELIEF REQUEST
CRD	CONTROL ROD DRIVE
ED	EDITION
EGC	EXELON GENERATION COMPANY
ES	EXTRACTION STEAM
EVT	ENHANCED VISUAL TEST
FC	FUEL POOL COOLING
FW	FEEDWATER
GENE	GENERAL ELECTRIC NUCLEAR ENERGY
HG	CONTAINMENT COMBUSTIBLE GAS CONTROL
HP	HIGH PRESSURE CORE SPRAY
H.S.B.I. & I. Co.	HARTFORD STEAM BOILER INSPECTION AND INSURANCE COMPANY
HT#	HEAT NUMBER

ATTACHMENT 3 (CONT'D)

ID/OD	INSIDE DIAMETER/OUTSIDE DIAMETER
IGSCC	INTERGRANULAR STRESS CORROSION CRACKING
IL	ILLINOIS
IN	INSTRUMENT NITROGEN
ISI	INSERVICE INSPECTION
LPRM	LOCAL POWER RANGE MONITOR
LP	LOW PRESSURE CORE SPRAY
MIL	MILLIMETER
MC	CLEAN CONDENSATE STORAGE
MS	MAIN STEAM
MSIV	MAIN STEAM ISOLATION VALVE
MT	MAGNETIC PARTICLE TEST
N/A	NOT APPLICABLE
NB	NUCLEAR BOILER
NDE	NON-DESTRUCTIVE EVALUATION
NIR	NOZZLE INNER RADIUS
NR	NUCLEAR INSTRUMENTATION
NRC	NUCLEAR REGULATORY COMMISSION
NRI	NON-RECORDABLE/NON-RELEVANT INDICATION
PC	PRIMARY CONTAINMENT
PCE	PART CLASSIFICATION EVALUATION
PDI	PERFORMANCE DEMONSTRATION INITIATIVE
PG	PAGE
PR	PRESSURE TESTING RELIEF REQUEST
PSI	PRESERVICE INSPECTION

ATTACHMENT 3 (CONT'D)

PSIG	POUNDS PER SQUARE INCH GAGE
PT	LIQUID PENETRANT TEST
PTE	PART TECHNICAL EVALUATION
QRI	QUALITY RECEIPT INSPECTION
RC-PB	REACTOR COOLANT PRESSURE BOUNDARY
RD	ROD DRIVE
RE	REACTOR BUILDING EQUIPMENT DRAINS
RF	REACTOR BUILDING FLOOR DRAINS
RH	RESIDUAL HEAT REMOVAL
RI	REACTOR CORE ISOLATION COOLING
RICSIL	RAPID SERVICES COMMUNICATION SERVICES INFORMATION LETTER
RIN	RECEIPT INSPECTION NUMBER
RPV	REACTOR PRESSURE VESSEL
RR	REACTOR RECIRCULATION
RT	REACTOR WATER CLEAN-UP
SA	SERVICE AIR
SAR	SAFETY ANALYSIS REPORT
SC	STANDBY LIQUID CONTROL
SDC	SHUTDOWN COOLING
SEAG	SITE ENGINEERING ADMIN GROUP
SIL	SERVICES INFORMATION LETTER
SRV	SAFETY RELIEF VALVE
STM	STEAM
UT	ULTRASONIC TEST
VG	STANDBY GAS TREATMENT
VLV	VALVE
VP	PRIMARY CONTAINMENT CHILLED WATER

ATTACHMENT 3 (CONT'D)

VQ	PRIMARY CONTAINMENT VENT AND PURGE
VT	VISUAL TEST
WR	REACTOR BUILDING CLOSED COOLING WATER

ATTACHMENT 1

NIS-1

OWNERS REPORT FOR INSERVICE INSPECTION

FORM NIS-1 OWNER'S REPORT FOR INSERVICE INSPECTIONS
As required by the Provisions of the ASME Code Rules

1. Owner Exelon Generation Company (EGC), LLC, 200 Exelon Way, Kennett Square, PA 19348
(Name and Address of Owner)

2. Plant LaSalle County Station, 2601 North 21st Road Marseilles, IL 61341-9757
(Name and Address of Owner)

3. Plant Unit Two 4. Owner Certificate of Authorization (if required) N/A

5. Commercial Service Date 10/17/84 6. National Board Number for Unit 10

7. Components Inspected

Component or Appurtenance	Manufacturer Or Installer	Manufacturer or Installer Serial No.	State or Province No.	National Board No.
Reactor Pressure Vessel	Chicago Bridge & Iron Company	2B13-D003	B-24319	10
Reactor Recirculation	General Electric Company	N/A	N/A	N/A
Nuclear Boiler & CM Systems	B.F. Shaw	N/A	N/A	N/A
Residual Heat Removal	B.F. Shaw	N/A	N/A	N/A
Feedwater, VG & VQ Systems	B.F. Shaw	N/A	N/A	N/A
High Pressure Core Spray	B.F. Shaw	N/A	N/A	N/A
Low Pressure Core Spray	B.F. Shaw	N/A	N/A	N/A
Main Steam, IN & PC	GE/B.F. Shaw	N/A	N/A	N/A
RD, RI & RT Systems	B.F. Shaw	N/A	N/A	N/A
ES, MC, SA & WR Systems	B.F. Shaw	N/A	N/A	N/A
RE, RF, HG, VG & VP Systems	B.F. Shaw	N/A	N/A	N/A

Note: Supplemental sheets in form of lists, sketches, or drawings may be used, provided (1) size is 8½ in. x 11½ in., (2) information in items 1 through 6 on this report is included on each sheet, and (3) each sheet is numbered and the number of sheets is recorded at the top of this form.

FORM NIS-1 (Back)

8. Examination Dates: 4/11/99 to 11/30/00
9. Inspection Period Identification : 2nd Period - From 7/5/00 to 7/4/2004
10. Inspection Interval Identification : 2nd Interval - From 10/17/94 to 7/4/2007
11. Applicable Edition of Section XI 1989 Addenda N/A
12. Date/Revision of Inspection Plan: 2/2/96 Rev.1
13. Abstract of Examination and Tests. Include a list of examinations and tests and a statement concerning status of work required for the Inspection Plan. See Summary Report for item 13.
14. Abstract of Results of Examinations and Tests. See Summary Report for item 14.
15. Abstract of Corrective Measures. See Summary Report for item 15.

We certify that a) the statement made in this report are correct, b) the examinations and tests meet Inspection Plan as required by the ASME Code, Section XI, and c) corrective measures taken conform to the ASME Code, Section XI.

Certificate of Authorization No. (if applicable) N/A Expiration Date N/A
 Date February 12 20 01 Signed Exelon Generation Company, LLC By *Robert C. Follis*
 Owner

CERTIFICATE OF INSERVICE INSPECTION

I, the under signed, holding a valid commission issued by the National Board of Boiler and Pressure Vessel Inspectors and the State or Province of Illinois And employed by H. S. B. I. & I. Co. of Hartford, CT have inspected the components described in the Owner's Report during the period 4/11/99 To 11/30/00, and state that to the best of my knowledge and belief, the Owner has performed examinations and tests and taken corrective measures described in this Owner's Report in accordance with the Inspection Plan and as required by the ASME Code, Section XI. By signing this certificate neither the Inspector nor his employer makes any warranty, expressed or implied, concerning the examinations, tests, and corrective measures described in this Owner's Report. Furthermore, neither the Inspector nor his employer shall be liable in any manner for any personal injury or property damage or a loss of any kind arising from or connected with this inspection.

Robert W. White Commissions Ill. 1927
 Inspector's Signature National Board, State, Province, and Endorsements
 Date Feb. 20, 20 01

ATTACHMENT 2

NIS-2

OWNERS REPORT OF REPAIR OR REPLACEMENT

Note: The company name and address shown on the NIS-2 forms is the pre-merger company name and address.

FORM NIS-2 OWNER'S REPORT OF REPAIR OR REPLACEMENT
As Required by the Provisions of ASME Code Section XI

1. Owner Commonwealth Edison Company Date 11/16/00
(Name)
One First National Plaza, Chicago, IL, 60690 Sheet 1 of 1
(Address)
2. Plant LaSalle County Nuclear Station Unit 2 960107813
(Name)
2601 N. 21st Rd. Marseilles, IL 61341 Repair Organization, P.O. No., Job No., etc.
(Address)
3. Work Performed by Mechanical Maintenance Type Code Symbol Stamp N/A
(Name)
Mechanical Maintenance Authorization No. N/A
(Address) Expiration Date N/A
4. Identification of System (RD) Control Rod Drive
5. (a) Applicable Construction Code Sect III 1971 Edition No., Addenda, Code Cases 1361-1, 1361-2
(b) Applicable Edition of Section XI Utilized for Repairs or Replacements-1989, No Ad, Code Cases None
6. Identification of Components Repaired or Replaced, and Replacement Components

Name of Component	Name of Mfr.	Mfrs. Ser. No.	Nat'l Bd. No.	CRN No.	Other Identification	Year Built	Repaired Replaced, Replacement	ASME Code Stamped (Yes or No)
CRD Assembly	GE	S/N 9378	N/A	N/A	2C11-D1019	*	Replaced	N/A
CRD Assembly	GE	S/N 9369	N/A	N/A	RIN 58281	2000**	Replacement	N/A
(8) CRD Capscrews	*	*	N/A	N/A	2C11-D1019	*	Replaced	N/A
(8) CRD Capscrews	NOVA	Ht Code PKJ	N/A	N/A	2C11-D1019	1999**	Replacement	N/A

7. Description of Work Class 1 Replacement Replaced CRD and CRD Flange Capscrews.
8. Tests Conducted: Hydrostatic ☐ Pneumatic ☐ Normal Operating Pressure ☒ Other Visual
Pressure 1030 psi Test Temp. Amb. Deg. F
9. Remarks * = Per N-5 Code Data Report on file at LaSalle County Station. CRD SN# 9369 was refurbished with documentation provided under Quality Receipt Inspection # 58281 and installed as a replacement for SN# 9378. Under work request 960107813. ** = Replacement CRD Code of Construction is ASME Section III, 1971 Ed. S73 & W73 Ad. Reconciled to the original per PTEs PTE 88-013 & PTE 88-396 on file at LaSalle Station. Replacement Capscrew Code of Construction is ASME Section III, Class 1, 1986 Ed. No Ad. Reconciled to the original Code of Construction per PTE M91-007-0320-01 on file at LaSalle Station.
(Applicable Manufacturer's Data Report to be Attached)

CERTIFICATION OF COMPLIANCE

We certify that the statements made in the report are correct and this Replacement conforms to the rules of the ASME Code, Section XI. (repair or replacement)

Type Code Symbol Stamp NONE

Certificate of Authorization No. N/A Expiration Date N/A

Signed *Alan C. Fowler* ISI Coordinator Date January 23, 20 01
Owner or Owner's Designee, Title

CERTIFICATE OF INSERVICE INSPECTION

I, The undersigned, holding a valid commission issued by the National Board of Boiler and Pressure Vessel Inspectors and the State or Province of Illinois and employed by Hartford Steam Boiler Insp. & Ins. Co. Of Hartford, CT. have inspected the components described in this Owner's Report during the period L2R07 to L2R08,

and state that to the best of my knowledge and belief, the Owner has performed examinations and taken corrective measures described in this owner's Report in accordance with the requirements of the ASME Code, Section XI. By signing this certificate neither the Inspector nor his employer makes any warranty, expressed or implied, concerning the examinations and corrective measures described in this Owner's Report. Furthermore, Neither the Inspector nor his employer shall be liable in any manner for any personal injury or property damage or a loss of any kind arising from or connected with this inspection.

Rocky W. White Commissions IL 1927
Inspector's Signature National Board, State, Province, and Endorsements
Date 1-23- 20 01

FORM NIS-2 OWNER'S REPORT OF REPAIR OR REPLACEMENT
As Required by the Provisions of ASME Code Section XI

1. Owner Commonwealth Edison Company Date 11/16/00
(Name)
One First National Plaza, Chicago, IL, 60690 Sheet 1 of 1
(Address)
2. Plant LaSalle County Nuclear Station Unit 2 960107816
(Name) Repair Organization, P.O. No., Job No., etc.
2601 N. 21st Rd. Marseilles, IL 61341
(Address)
3. Work Performed by Mechanical Maintenance Type Code Symbol Stamp N/A
(Name) Authorization No. N/A
Mechanical Maintenance Expiration Date N/A
(Address)
4. Identification of System (RD) Control Rod Drive
5. (a) Applicable Construction Code Sect III 1971 Edition No., Addenda, Code Cases 1361-1, 1361-2
(b) Applicable Edition of Section XI Utilized for Repairs or Replacements-1989, No Ad, Code Cases None
6. Identification of Components Repaired or Replaced, and Replacement Components

Name of Component	Name of Mfr.	Mfrs. Ser. No.	Nat'l Bd. No.	CRN No.	Other Identification	Year Built	Repaired Replaced, Replacement	ASME Code Stamped (Yes or No)
CRD Assembly	GE	S/N 8301	N/A	N/A	2C11-D3403	*	Replaced	N/A
CRD Assembly	GE	S/N 8379	N/A	N/A	RIN 58281	2000**	Replacement	N/A
(8) CRD Capscrews	*	*	N/A	N/A	2C11-D3403	*	Replaced	N/A
(8) CRD Capscrews	NOVA	Ht Code PKJ	N/A	N/A	2C11-D3403	1999**	Replacement	N/A

7. Description of Work Class 1 Replacement Replaced CRD and CRD Flange Capscrews.
8. Tests Conducted: Hydrostatic ☐ Pneumatic ☐ Normal Operating Pressure ☒ Other Visual
Pressure 1030 psi Test Temp. Amb. Deg. F
9. Remarks * = Per N-5 Code Data Report on file at LaSalle County Station. CRD SN# 8379 was refurbished with documentation provided under Quality Receipt Inspection # 58281 and installed as a replacement for SN# 8301. Under work request 960107816. ** = Replacement CRD Code of Construction is ASME Section III, 1971 Ed. S73 & W73 Ad. Reconciled to the original per PTEs PTE 88-013 & PTE 88-396 on file at LaSalle Station. Replacement Capscrew Code of Construction is ASME Section III, Class 1, 1986 Ed. No Ad. Reconciled to the original Code of Construction per PTE M91-007-0320-01 on file at LaSalle Station.
(Applicable Manufacturer's Data Report to be Attached)

CERTIFICATION OF COMPLIANCE

We certify that the statements made in the report are correct and this Replacement conforms to the rules of the ASME Code, Section XI. (repair or replacement)

Type Code Symbol Stamp NONE

Certificate of Authorization No. N/A Expiration Date N/A

Signed *Paul C. Lewis* ISI Coordinator Date January 23, 20 01
Owner or Owner's Designee, Title

CERTIFICATE OF INSERVICE INSPECTION

I, The undersigned, holding a valid commission issued by the National Board of Boiler and Pressure Vessel Inspectors and the State or Province of Illinois and employed by Hartford Steam Boiler Insp. & Ins. Co. Of Hartford, CT. have inspected the components described in this Owner's Report during the period L2R07 to L2R08,

and state that to the best of my knowledge and belief, the Owner has performed examinations and taken corrective measures described in this owner's Report in accordance with the requirements of the ASME Code, Section XI. By signing this certificate neither the Inspector nor his employer makes any warranty, expressed or implied, concerning the examinations and corrective measures described in this Owner's Report. Furthermore, Neither the Inspector nor his employer shall be liable in any manner for any personal injury or property damage or a loss of any kind arising from or connected with this inspection.

Ricky W. White Commissions IL 1927
Inspector's Signature National Board, State, Province, and Endorsements
Date 1-23- 20 01

FORM NIS-2 OWNER'S REPORT OF REPAIR OR REPLACEMENT
As Required by the Provisions of ASME Code Section XI

1. Owner Commonwealth Edison Company Date 11/16/00
(Name)
One First National Plaza, Chicago, IL, 60690 Sheet 1 of 1
(Address)
2. Plant LaSalle County Nuclear Station Unit 2 960107817
(Name) Repair Organization, P.O. No., Job No., etc.
2601 N. 21st Rd. Marseilles, IL 61341
(Address)
3. Work Performed by Mechanical Maintenance Type Code Symbol Stamp N/A
(Name) Authorization No. N/A
Mechanical Maintenance Expiration Date N/A
(Address)
4. Identification of System (RD) Control Rod Drive
5. (a) Applicable Construction Code Sect III 1971 Edition No., Addenda, Code Cases 1361-1, 1361-2
(b) Applicable Edition of Section XI Utilized for Repairs or Replacements-1989, No Ad, Code Cases None
6. Identification of Components Repaired or Replaced, and Replacement Components

Name of Component	Name of Mfr.	Mfrs. Ser. No.	Nat'l Bd. No.	CRN No.	Other Identification	Year Built	Repaired Replaced, Replacement	ASME Code Stamped (Yes or No)
CRD Assembly	GE	S/N 8312	N/A	N/A	2C11-D1859	*	Replaced	N/A
CRD Assembly	GE	S/N 9304	N/A	N/A	RIN 58281	2000**	Replacement	N/A
(8) CRD Capscrews	*	*	N/A	N/A	2C11-D1859	*	Replaced	N/A
(8) CRD Capscrews	NOVA	Ht Code SJH	N/A	N/A	2C11-D1859	2000**	Replacement	N/A

7. Description of Work Class 1 Replacement Replaced CRD and CRD Flange Capscrews.
8. Tests Conducted: Hydrostatic ☐ Pneumatic ☐ Normal Operating Pressure ☒ Other Visual
Pressure 1030 psi Test Temp. Amb. Deg. F
9. Remarks * = Per N-5 Code Data Report on file at LaSalle County Station. CRD SN# 9304 was refurbished with documentation provided under Quality Receipt Inspection # 58281 and installed as a replacement for SN# 8312. Under work request 960107817. ** = Replacement CRD Code of Construction is ASME Section III, 1971 Ed. S73 & W73 Ad. Reconciled to the original per PTEs PTE 88-013 & PTE 88-396 on file at LaSalle Station. Replacement Capscrew Code of Construction is ASME Section III, Class 1, 1986 Ed. No Ad. Reconciled to the original Code of Construction per PTE M91-007-0320-01 on file at LaSalle Station.
(Applicable Manufacturer's Data Report to be Attached)

CERTIFICATION OF COMPLIANCE

We certify that the statements made in the report are correct and this Replacement conforms to the rules of the ASME Code, Section XI. (repair or replacement)

Type Code Symbol Stamp NONE

Certificate of Authorization No. N/A Expiration Date N/A

Signed *Shawn C. Loeis* ISI Coordinator Date January 24, 20 01
Owner or Owner's Designee, Title

CERTIFICATE OF INSERVICE INSPECTION

I, The undersigned, holding a valid commission issued by the National Board of Boiler and Pressure Vessel Inspectors and the State or Province of Illinois and employed by Hartford Steam Boiler Insp. & Ins. Co. Of Hartford, CT. have inspected the components described in this Owner's Report during the period L2R07 to L2R08

and state that to the best of my knowledge and belief, the Owner has performed examinations and taken corrective measures described in this owner's Report in accordance with the requirements of the ASME Code, Section XI. By signing this certificate neither the Inspector nor his employer makes any warranty, expressed or implied, concerning the examinations and corrective measures described in this Owner's Report. Furthermore, Neither the Inspector nor his employer shall be liable in any manner for any personal injury or property damage or a loss of any kind arising from or connected with this inspection.

Ruby W. White Commissions IL 1927
Inspector's Signature National Board, State, Province, and Endorsements
Date 1-26-2001

FORM NIS-2 OWNER'S REPORT OF REPAIR OR REPLACEMENT
As Required by the Provisions of ASME Code Section XI

1. Owner Commonwealth Edison Company Date 11/17/00
(Name)
One First National Plaza, Chicago, IL, 60690 Sheet 1 of 1
(Address)
2. Plant LaSalle County Nuclear Station Unit 2 990023639
(Name) Repair Organization, P.O. No., Job No., etc.
2601 N. 21st Rd. Marseilles, IL 61341
(Address)
3. Work Performed by Mechanical Maintenance Type Code Symbol Stamp N/A
(Name) Authorization No. N/A
Mechanical Maintenance Expiration Date N/A
(Address)
4. Identification of System (RR) Reactor Recirculation
5. (a) Applicable Construction Code ANSI B31.7 1969 Edition No. Addenda, Code Cases None
(b) Applicable Edition of Section XI Utilized for Repairs or Replacements-1989, No Ad, Code Cases None
6. Identification of Components Repaired or Replaced, and Replacement Components

Name of Component	Name of Mfr.	Mfrs. Ser. No.	Nat'l Bd. No.	CR N No.	Other Identification	Year Built	Repaired Replaced, Replacement	ASME Code Stamped (Yes or No)
Mechanical Snubber	PSA	1301	N/A	N/A	RR00-2003S	*	Replaced	N/A
Hydraulic Snubber	Lisega	61359/45	N/A	N/A	RR00-2003S	1996	Replacement	N/A

7. Description of Work Class 1 Replacement of a Mechanical Snubber with a Hydraulic Snubber.
8. Tests Conducted: Hydrostatic ☐ Pneumatic ☐ Normal Operating Pressure ☐ Other ☒ Visual/Functional
Pressure psi Test Temp. Deg. F
9. Remarks * = Per Original Construction Purchase Specification J-2918 and Installation Specification J-2530.
(Applicable Manufacturer's Data Report to be Attached)

CERTIFICATION OF COMPLIANCE

We certify that the statements made in the report are correct and this Replacement conforms to the rules of the ASME Code, Section XI. (repair or replacement)

Type Code Symbol Stamp NONE

Certificate of Authorization No. N/A Expiration Date N/A

Signed *John C. Torres* ISI Coordinator Date January 30, 2001
Owner or Owner's Designee, Title

CERTIFICATE OF INSERVICE INSPECTION

I, The undersigned, holding a valid commission issued by the National Board of Boiler and Pressure Vessel Inspectors and the State or Province of Illinois and employed by Hartford Steam Boiler Insp. & Ins. Co. Of Hartford, CT. have inspected the components described in this Owner's Report during the period L2R07 to L2R08, and state that to the best of my knowledge and belief, the Owner has performed examinations and taken corrective measures described in this owner's Report in accordance with the requirements of the ASME Code, Section XI. By signing this certificate neither the Inspector nor his employer makes any warranty, expressed or implied, concerning the examinations and corrective measures described in this Owner's Report. Furthermore, Neither the Inspector nor his employer shall be liable in any manner for any personal injury or property damage or a loss of any kind arising from or connected with this inspection.

Rocky W. White Commissions IL 1927
Inspector's Signature National Board, State, Province, and Endorsements
Date 2-2-2001

FORM NIS-2 OWNER'S REPORT OF REPAIR OR REPLACEMENT
As Required by the Provisions of ASME Code Section XI

1. Owner Commonwealth Edison Company Date 11/16/00
(Name)
One First National Plaza, Chicago, IL, 60690 Sheet 1 of 1
(Address)
2. Plant LaSalle County Nuclear Station Unit 2 990023644
(Name) Repair Organization, P.O. No., Job No., etc.
2601 N. 21st Rd. Marseilles, IL 61341
(Address)
3. Work Performed by Mechanical Maintenance Type Code Symbol Stamp N/A
(Name) Authorization No. N/A
Mechanical Maintenance Expiration Date N/A
(Address)
4. Identification of System (RR) Reactor Recirculation
5. (a) Applicable Construction Code ANSI B31.7 1969 Edition No. Addenda, Code Cases None
(b) Applicable Edition of Section XI Utilized for Repairs or Replacements-1989, No Ad, Code Cases None
6. Identification of Components Repaired or Replaced, and Replacement Components

Name of Component	Name of Mfr.	Mfrs. Ser. No.	Nat'l Bd. No.	CR N No.	Other Identification	Year Built	Repaired Replaced, Replacement	ASME Code Stamped (Yes or No)
Mechanical Snubber	PSA	10844	N/A	N/A	RR00-2011S	*	Replaced	N/A
Hydraulic Snubber	Lisega	61221/18	N/A	N/A	RR00-2011S	1996	Replacement	N/A

7. Description of Work Class 1 Replacement of a Mechanical Snubber with a Hydraulic Snubber.
8. Tests Conducted: Hydrostatic ☐ Pneumatic ☐ Normal Operating Pressure ☐ Other ☒ Visual/Functional
Pressure psi Test Temp. Deg. F
9. Remarks * = Per Original Construction Purchase Specification J-2918 and Installation Specification J-2530.
(Applicable Manufacturer's Data Report to be Attached)

CERTIFICATION OF COMPLIANCE

We certify that the statements made in the report are correct and this Replacement conforms to the rules of the ASME Code, Section XI. (repair or replacement)

Type Code Symbol Stamp NONE

Certificate of Authorization No. N/A Expiration Date N/A

Signed *John I. Koles* ISI Coordinator Date January 29, 2001
Owner or Owner's Designee, Title

CERTIFICATE OF INSERVICE INSPECTION

I, The undersigned, holding a valid commission issued by the National Board of Boiler and Pressure Vessel Inspectors and the State or Province of Illinois and employed by Hartford Steam Boiler Insp. & Ins. Co. Of Hartford, CT. have inspected the components described in this Owner's Report during the period L2R07 to L2R08,

and state that to the best of my knowledge and belief, the Owner has performed examinations and taken corrective measures described in this owner's Report in accordance with the requirements of the ASME Code, Section XI. By signing this certificate neither the Inspector nor his employer makes any warranty, expressed or implied, concerning the examinations and corrective measures described in this Owner's Report. Furthermore, Neither the Inspector nor his employer shall be liable in any manner for any personal injury or property damage or a loss of any kind arising from or connected with this inspection.

Rocky W. White Commissions IL 1927
Inspector's Signature National Board, State, Province, and Endorsements

Date 2-2- 2001

FORM NIS-2 OWNER'S REPORT OF REPAIR OR REPLACEMENT
As Required by the Provisions of ASME Code Section XI

1. Owner Commonwealth Edison Company Date 11/21/00
(Name)
One First National Plaza, Chicago, IL, 60690 Sheet 1 of 1
(Address)

2. Plant LaSalle County Nuclear Station Unit 2 990023649
(Name)
2601 N. 21st Rd. Marseilles, IL 61341 Repair Organization, P.O. No., Job No., etc.
(Address)

3. Work Performed by Mechanical Maintenance Type Code Symbol Stamp N/A
(Name)
Mechanical Maintenance Authorization No. N/A
(Address) Expiration Date N/A

4. Identification of System (RR) Reactor Recirculation

5. (a) Applicable Construction Code ANSI B31.7 1969 Edition No. Addenda, Code Cases None
(b) Applicable Edition of Section XI Utilized for Repairs or Replacements-1989, No Ad, Code Cases None

6. Identification of Components Repaired or Replaced, and Replacement Components

Name of Component	Name of Mfr.	Mfrs. Ser. No.	Nat'l Bd. No.	CR N No.	Other Identification	Year Built	Repaired Replaced, Replacement	ASME Code Stamped (Yes or No)
Mechanical Snubber	PSA	2486	N/A	N/A	RR00-2041S	*	Replaced	N/A
Hydraulic Snubber	Lisega	61359/51	N/A	N/A	RR00-2041S	1996	Replacement	N/A

7. Description of Work Class 1 Replacement of a Mechanical Snubber with a Hydraulic Snubber.

8. Tests Conducted: Hydrostatic ☐ Pneumatic ☐ Normal Operating Pressure ☐ Other ☒ Visual/Functional
Pressure psi Test Temp. Deg. F

9. Remarks * = Per Original Construction Purchase Specification J-2918 and Installation Specification J-2530.
(Applicable Manufacturer's Data Report to be Attached)

CERTIFICATION OF COMPLIANCE

We certify that the statements made in the report are correct and this Replacement conforms to the rules of the ASME Code, Section XI. (repair or replacement)

Type Code Symbol Stamp NONE

Certificate of Authorization No. N/A Expiration Date N/A

Signed *John C. Liles* ISI Coordinator Date January 30, 2001
Owner or Owner's Designee, Title

CERTIFICATE OF INSERVICE INSPECTION

I, The undersigned, holding a valid commission issued by the National Board of Boiler and Pressure Vessel Inspectors and the State or Province of Illinois and employed by Hartford Steam Boiler Insp. & Ins. Co. Of Hartford, CT. have inspected the components described in this Owner's Report during the period L2R07 to L2R08 and state that to the best of my knowledge and belief, the Owner has performed examinations and taken corrective measures described in this owner's Report in accordance with the requirements of the ASME Code, Section XI. By signing this certificate neither the Inspector nor his employer makes any warranty, expressed or implied, concerning the examinations and corrective measures described in this Owner's Report. Furthermore, Neither the Inspector nor his employer shall be liable in any manner for any personal injury or property damage or a loss of any kind arising from or connected with this inspection.

Rocky W. White Commissions IL 1927
Inspector's Signature National Board, State, Province, and Endorsements
Date 2-2-2001

FORM NIS-2 OWNER'S REPORT OF REPAIR OR REPLACEMENT
As Required by the Provisions of ASME Code Section XI

1. Owner Commonwealth Edison Company Date 11/21/00
(Name)
One First National Plaza, Chicago, IL, 60690 Sheet 1 of 1
(Address)

2. Plant LaSalle County Nuclear Station Unit 2 990023652
(Name)
2601 N. 21st Rd. Marseilles, IL 61341 Repair Organization, P.O. No., Job No., etc.
(Address)

3. Work Performed by Mechanical Maintenance Type Code Symbol Stamp N/A
(Name)
Mechanical Maintenance Authorization No. N/A
(Address) Expiration Date N/A

4. Identification of System (RR) Reactor Recirculation

5. (a) Applicable Construction Code ANSI B31.7 1969 Edition No. Addenda, Code Cases None
(b) Applicable Edition of Section XI Utilized for Repairs or Replacements-1989, No Ad, Code Cases None

6. Identification of Components Repaired or Replaced, and Replacement Components

Name of Component	Name of Mfr.	Mfrs. Ser. No.	Nat'l Bd. No.	CR N No.	Other Identification	Year Built	Repaired Replaced, Replacement	ASME Code Stamped (Yes or No)
Mechanical Snubber	PSA	2502	N/A	N/A	RR00-2053S	*	Replaced	N/A
Hydraulic Snubber	Lisega	61310/111	N/A	N/A	RR00-2053S	1996	Replacement	N/A

7. Description of Work Class 1 Replacement of a Mechanical Snubber with a Hydraulic Snubber.

8. Tests Conducted: Hydrostatic ☐ Pneumatic ☐ Normal Operating Pressure ☐ Other ☒ Visual/Functional
Pressure psi Test Temp. Deg. F

9. Remarks * = Per Original Construction Purchase Specification J-2918 and Installation Specification J-2530.
(Applicable Manufacturer's Data Report to be Attached)

CERTIFICATION OF COMPLIANCE

We certify that the statements made in the report are correct and this Replacement conforms to the rules of the ASME Code, Section XI. (repair or replacement)

Type Code Symbol Stamp NONE

Certificate of Authorization No. N/A Expiration Date N/A

Signed *John C. Louder* ISI Coordinator Date January 30, 2001
Owner or Owner's Designee, Title

CERTIFICATE OF INSERVICE INSPECTION

I, The undersigned, holding a valid commission issued by the National Board of Boiler and Pressure Vessel Inspectors and the State or Province of Illinois and employed by Hartford Steam Boiler Insp. & Ins. Co. Of Hartford, CT. have inspected the components described in this Owner's Report during the period L2R07 to L2R08, and state that to the best of my knowledge and belief, the Owner has performed examinations and taken corrective measures described in this owner's Report in accordance with the requirements of the ASME Code, Section XI. By signing this certificate neither the Inspector nor his employer makes any warranty, expressed or implied, concerning the examinations and corrective measures described in this Owner's Report. Furthermore, Neither the Inspector nor his employer shall be liable in any manner for any personal injury or property damage or a loss of any kind arising from or connected with this inspection.

Rocky W. White Commissions IL 1927
Inspector's Signature National Board, State, Province, and Endorsements
Date 2-2-2001

FORM NIS-2 OWNER'S REPORT OF REPAIR OR REPLACEMENT
As Required by the Provisions of ASME Code Section XI

1. Owner Commonwealth Edison Company Date 11/22/00
(Name)
One First National Plaza, Chicago, IL, 60690 Sheet 1 of 1
(Address)

2. Plant LaSalle County Nuclear Station Unit 2 See Item 6 "Other Identification" Below
(Name) Repair Organization, P.O. No., Job No., etc.
2601 N. 21st Rd. Marseilles, IL 61341
(Address)

3. Work Performed by Mechanical Maintenance Type Code Symbol Stamp N/A
(Name) Authorization No. N/A
Mechanical Maintenance Expiration Date N/A
(Address)

4. Identification of System (MS) Main Steam

5. (a) Applicable Construction Code Sec III 19 71 Edition S72 Addenda, Code Cases 1567 & 1711
(b) Applicable Edition of Section XI Utilized for Repairs or Replacements-19 89, No Ad, Code Cases None

6. Identification of Components Repaired or Replaced, and Replacement Components

Name of Component	Name of Mfr.	Mfrs. Ser. No.	Nat'l Bd. No.	CRN No.	Other Identification	Year Built	Repaired Replaced, Replacement	ASME Code Stamped (Yes or No)
SRV Valve	Crosby	N63790-00-0016	N/A	N/A	990040642	*	Replaced	N/A
SRV Valve	Crosby	N63790-00-0015	N/A	N/A	Receipt #57935	*	Replacement	N/A
Disc Insert	Crosby	N931185-46-0180	N/A	N/A	Receipt #57935	*	Replaced	N/A
Disc Insert	Crosby	N93185-53-0214	N/A	N/A	Receipt #57935	1993	Replacement	N/A
(12) Nuts	*	*	N/A	N/A	2B21-F013R	*	Replaced	N/A
(12) Super Nuts	Nova	Ht Code TGD	N/A	N/A	2B21-F013R	2000	Replacement	N/A

7. Description of Work Class 1 Replacement. * = Per N-5 Code Data Report on file at LaSalle County Station.

8. Tests Conducted: Hydrostatic ☐ Pneumatic ☐ Normal Operating Pressure ☒ Other _____
Pressure 1030 psi Test Temp. Amb Deg. F

9. Remarks Valve SN# N63790-00-0015 was refurbished at Wyle Labs with documentation provided under Quality (Applicable Manufacturer's Data Report to be Attached)
Receipt Inspection 57935 and installed as a replacement for SN# N63790-00-0016 under work request 990040642.

CERTIFICATION OF COMPLIANCE

We certify that the statements made in the report are correct and this Replacement conforms to the rules of the ASME Code, Section XI. (repair or replacement)

Type Code Symbol Stamp NONE

Certificate of Authorization No. N/A Expiration Date N/A

Signed *John C. Fowler* ISI Coordinator Date January 19, 20 01
Owner or Owner's Designee, Title

CERTIFICATE OF INSERVICE INSPECTION

I, The undersigned, holding a valid commission issued by the National Board of Boiler and Pressure Vessel Inspectors and the State or Province of Illinois and employed by Hartford Steam Boiler Insp. & Ins. Co. Of Hartford, CT. have inspected the components described in this Owner's Report during the period L2R07 to L2R08

and state that to the best of my knowledge and belief, the Owner has performed examinations and taken corrective measures described in this owner's Report in accordance with the requirements of the ASME Code, Section XI. By signing this certificate neither the Inspector nor his employer makes any warranty, expressed or implied, concerning the examinations and corrective measures described in this Owner's Report. Furthermore, Neither the Inspector nor his employer shall be liable in any manner for any personal injury or property damage or a loss of any kind arising from or connected with this inspection.

Robert W. White Commissions IL 1927
Inspector's Signature National Board, State, Province, and Endorsements
Date 1-19 20 01

L93-02101

CROSBY**CROSBY VALVE & GAGE COMPANY**
WRENTHAM, MA**Q.C.-392**
SHEET 1 OF 2**FORM N-2, N OR NPT CERTIFICATE HOLDERS' DATA REPORT FOR IDENTICAL NUCLEAR PARTS AND APPURTENANCES**
As Required by the Provisions of the ASME Code, Section III, Division 1 - Not to Exceed One Day's Production

1. Manufactured and certified by Crosby Valve & Gage Company 43 Kendrick St. Wrentham, MA 02093
(Name and Address of N Certificate Holder)
2. Manufactured for COMMONWEALTH EDISON CO., CHICAGO, IL 60690
(Name and Address of Purchaser or Owner)
3. Location of Installation COMMONWEALTH EDISON CO., MARSEILLES, IL 61341
(Name and Address)
4. DS-A-63790 REV.D 1993
(CRM) (Drawing No.) (Year Built)
5. ASME SA 637 GR. 718 227,570
(Material Spec No.) (Tensile Strength)
6. --- --- --- --- --- ---
Dia. ID Length Overall Nom. Thickness(in.) Min. Design Thickness Inch
7. --- --- --- ---
Design Pressure(PSI) Temperature °F
- Hydrostatic Test (psig) --- at --- °F
(When applicable)
8. Fabricated in accordance with Const. Spec.(Div. 2 only) --- Revision --- Date ---
(No.)
9. ASME Code, Section III, Division 1: 1971 572 1 1711
(Edition) (Addenda Date) (Class) (Code Case No.)
10. Remarks -----

11. When applicable, Certificate Holders' data reports are attached for each item of this report:

Part or Appurtenance Serial Number	National Board No. Numerical Order	Part or Appurtenance Serial Number	National Board No. Numerical Order
(1) <u>N93185-53-0206</u>	<u>---</u>	(11) <u>---</u>	<u>---</u>
(2) <u>N93185-53-0207</u>	<u>---</u>	(12) <u>---</u>	<u>---</u>
(3) <u>N93185-53-0208</u>	<u>---</u>	(13) <u>---</u>	<u>---</u>
(4) <u>N93185-53-0210</u>	<u>---</u>	(14) <u>---</u>	<u>---</u>
(5) <u>N93185-53-0211</u>	<u>---</u>	(15) <u>---</u>	<u>---</u>
(6) <u>N93185-53-0212</u>	<u>---</u>	(16) <u>---</u>	<u>---</u>
(7) <u>N93185-53-0214</u>	<u>---</u>	(17) <u>---</u>	<u>---</u>
(8) <u>N93185-53-0215</u>	<u>---</u>	(18) <u>---</u>	<u>---</u>
(9) <u>N93185-53-0216</u>	<u>---</u>	(19) <u>---</u>	<u>---</u>
(10) <u>---</u>	<u>---</u>	(20) <u>---</u>	<u>---</u>

Manufacturer Serial No. 893168-53-0206

Q.C.-392
SHEET 2 OF 2

CERTIFICATE OF SHOP COMPLIANCE

We certify that the statements made in this report are correct and that this(these) DISC INSERTS conform to the rules of construction of the ASME Code, Section III.

Date 30 Mar-93 Signed Crosby Valve & Gate Company by *Lawrence J. [Signature]*
(Not Certificate Holder) (Authorized Representative)

RV Certificate of Authorization No. N-1877 Expires 30 SEP 95
(Date)

CERTIFICATE OF DESIGN

Design specification certified by* C.I. NIEH
PE State CA Reg No. 15587
Design Report Certified by* W.D. GREENLAW
PE State MA Reg No. 14784

*Signature not required - list names only.

FORM NIS-2 OWNER'S REPORT OF REPAIR OR REPLACEMENT
As Required by the Provisions of ASME Code Section XI

1. Owner Commonwealth Edison Company Date 11/22/00
(Name)
One First National Plaza, Chicago, IL, 60690 Sheet 1 of 1
(Address)

2. Plant LaSalle County Nuclear Station Unit 2 See Item 6 "Other Identification" Below
(Name) Repair Organization, P.O. No., Job No., etc.
2601 N. 21st Rd. Marseilles, IL 61341
(Address)

3. Work Performed by Mechanical Maintenance Type Code Symbol Stamp N/A
(Name) Authorization No. N/A
Mechanical Maintenance Expiration Date N/A
(Address)

4. Identification of System (MS) Main Steam

5. (a) Applicable Construction Code Section III, 1971 Edition, S72 Addenda, Code Cases 1567 & 1711
(b) Applicable Edition of Section XI Utilized for Repairs or Replacements-19 89, No. Ad, Code Cases None

6. Identification of Components Repaired or Replaced, and Replacement Components

Name of Component	Name of Mfr.	Mfrs. Ser. No.	Nat'l Bd. No.	CRN No.	Other Identification	Year Built	Repaired Replaced, Replacement	ASME Code Stamped (Yes or No)
SRV Valve	Crosby	N63790-00-0074	N/A	N/A	990040674	*	Replaced	N/A
SRV Valve	Crosby	N63790-00-0005	N/A	N/A	Receipt #57935	*	Replacement	N/A
Spindle Assembly	Crosby	K62873-34-0012	N/A	N/A	Receipt #57935	*	Replaced	N/A
Spindle Assembly	Crosby	K82137-50-0063	N/A	N/A	Receipt #57935	2000	Replacement	N/A
(8) Inlet Studs	Crosby	*	N/A	N/A	Receipt #57935	*	Replaced	N/A
(8) Inlet Studs	Vitco	Ht Code AJJ	N/A	N/A	Receipt #57935	1992	Replacement	N/A
(12) Inlet Nuts	*	*	N/A	N/A	2B21-F013D	*	Replaced	N/A
(12) Super Nuts	Nova	Ht Code TGD	N/A	N/A	2B21-F013D	2000	Replacement	N/A

7. Description of Work Class 1 Replacement. * = Per N-5 Code Data Report on file at LaSalle County Station.

8. Tests Conducted: Hydrostatic ☐ Pneumatic ☐ Normal Operating Pressure ☒ Other ☐
Pressure 1030 psi Test Temp. Amb Deg. F

9. Remarks Valve SN# N63790-00-0005 was refurbished at Wyle Labs with documentation provided under Quality (Applicable Manufacturer's Data Report to be Attached)
Receipt Inspection 57935 and installed as a replacement for SN# N63790-00-0074 under work request 990040674

CERTIFICATION OF COMPLIANCE

We certify that the statements made in the report are correct and this Replacement conforms to the rules of the ASME Code, Section XI. (repair or replacement)

Type Code Symbol Stamp NONE

Certificate of Authorization No. N/A Expiration Date N/A

Signed [Signature] ISI Coordinator Date January 19, 20 01
Owner or Owner's Designee, Title

CERTIFICATE OF INSERVICE INSPECTION

I, The undersigned, holding a valid commission issued by the National Board of Boiler and Pressure Vessel Inspectors and the State or Province of Illinois and employed by Hartford Steam Boiler Insp. & Ins. Co. Of Hartford, CT. have inspected the components described in this Owner's Report during the period L2R07 to L2R08 and state that to the best of my knowledge and belief, the Owner has performed examinations and taken corrective measures described in this owner's Report in accordance with the requirements of the ASME Code, Section XI. By signing this certificate neither the Inspector nor his employer makes any warranty, expressed or implied, concerning the examinations and corrective measures described in this Owner's Report. Furthermore, Neither the Inspector nor his employer shall be liable in any manner for any personal injury or property damage or a loss of any kind arising from or connected with this inspection.

[Signature] Commissions IL 1927
Inspector's Signature National Board, State, Province, and Endorsements
Date 1-19-2001

FORM NIS-2 OWNER'S REPORT OF REPAIR OR REPLACEMENT
As Required by the Provisions of ASME Code Section XI

1. Owner Commonwealth Edison Company Date 11/21/00
(Name)
One First National Plaza, Chicago, IL, 60690 Sheet 1 of 2
(Address)
2. Plant LaSalle County Nuclear Station Unit 2 See Item 6 "Other Identification" Below
(Name) Repair Organization, P.O. No., Job No., etc.
2601 N. 21st Rd. Marseilles, IL 61341
(Address)
3. Work Performed by Mechanical Maintenance Type Code Symbol Stamp N/A
(Name) Authorization No. N/A
Mechanical Maintenance Expiration Date N/A
(Address)
4. Identification of System (MS) Main Steam
5. (a) Applicable Construction Code Sect III 19 71 Edition S72 Addenda, Code Cases 1567 & 1711
(b) Applicable Edition of Section XI Utilized for Repairs or Replacements-19 89, No Ad, Code Cases None
6. Identification of Components Repaired or Replaced, and Replacement Components

Name of Component	Name of Mfr.	Mfrs. Ser. No.	Nat'l Bd. No.	CRN No.	Other Identification	Year Built	Repaired Replaced, Replacement	ASME Code Stamped (Yes or No)
SRV Valve	Crosby	N63790-00-0003	N/A	N/A	990040675	*	Replaced	N/A
SRV Valve	Crosby	N63790-00-0106	N/A	N/A	Receipt #57935	*	Replacement	N/A
Spindle Assembly	Crosby	K62873-33-0142	N/A	N/A	Receipt #57935	*	Replaced	N/A
Spindle Assembly	Crosby	K82137-51-0069	N/A	N/A	Receipt #57935	2000	Replacement	N/A
Nozzle	Crosby	N93184-31-0025	N/A	N/A	Receipt #57935	*	Replaced	N/A
Nozzle	Crosby	N93184-39-0070	N/A	N/A	Receipt #57935	1988	Replacement	N/A

7. Description of Work Class 1 Replacement. * = Per N-5 Code Data Report on file at LaSalle County Station.
8. Tests Conducted: Hydrostatic ☐ Pneumatic ☐ Normal Operating Pressure ☒ Other Visual
Pressure 1030 psi Test Temp. Amb Deg. F
9. Remarks Valve SN# N63790-00-0106 was refurbished at Wyle Labs with documentation provided under Quality (Applicable Manufacturer's Data Report to be Attached)
Receipt Inspection #57935 and installed as a replacement for SN# N63790-00-0003 under work request 990040675. For the remainder of the Replaced and Replacement items, see Form NIS-2 Supplemental Sheet on Pages 2 of 2.

CERTIFICATION OF COMPLIANCE

We certify that the statements made in the report are correct and this Replacement conforms to the rules of the ASME Code, Section XI. (repair or replacement)

Type Code Symbol Stamp NONE

Certificate of Authorization No. N/A Expiration Date N/A

Signed [Signature] ISI Coordinator Date JANUARY 18, 20 01
Owner or Owner's Designee, Title

CERTIFICATE OF INSERVICE INSPECTION

I, The undersigned, holding a valid commission issued by the National Board of Boiler and Pressure Vessel Inspectors and the State or Province of Illinois and employed by Hartford Steam Boiler Insp. & Ins. Co. Of Hartford, CT. have inspected the components described in this Owner's Report during the period L2R07 to L2R08

and state that to the best of my knowledge and belief, the Owner has performed examinations and taken corrective measures described in this owner's Report in accordance with the requirements of the ASME Code, Section XI. By signing this certificate neither the Inspector nor his employer makes any warranty, expressed or implied, concerning the examinations and corrective measures described in this Owner's Report. Furthermore, Neither the Inspector nor his employer shall be liable in any manner for any personal injury or property damage or a loss of any kind arising from or connected with this inspection.

[Signature] Commissions IL 1927
Inspector's Signature National Board, State, Province, and Endorsements
Date 1-19- 20 01

FORM NIS-2 SUPPLEMENTAL SHEET

1. Owner: **Commonwealth Edison Company**
One First National Plaza
Chicago, Illinois 60690

Sheet 2 of 2
 Date 11/21/00
 Unit 2

2. Plant: **LaSalle County Station**
2601 N. 21st. Rd.
Marseilles, Illinois 61341

990040675
 P. O. No., WR No., ets.

3. Work Performed by: Mechanical Maint.
 Name
Mechanical Maintenance
 Address

Type Code Symbol Stamp N/A
 Authorization No. N/A
 Expiration Date N/A

4. Identification of System

MS

5a. Applicable Construction Code 71 Edition S72 Addenda

5b. Applicable Edition of Section XI utilized 89 Edition None Addenda

6. Identification of Components Repaired or Replaced and Replacement Components.

Name of Component	Name of Manufacturer	Manufacturer Serial No.	National Board No.	Other Identification	Year Built	Repaired, Replaced or Replacement	ASME Code Stamped (Yes or No)
(3) Inlet Studs	Crosby	*	N/A	Receipt #57935	*	Replaced	N/A
(1) Inlet Studs	Nova	Ht. Code PWG	N/A	Receipt #57935	1999	Replacement	N/A
(2) Inlet Studs	Nova	Ht. Code VAW	N/A	2B21-F013E	2000	Replacement	N/A
(12) Inlet Nuts	Crosby	*	N/A	2B21-F013E	*	Replaced	N/A
(12) Inlet Nuts	Nova	Ht. Code TGD	N/A	2B21-F013E	2000	Replacement	N/A

FORM N-2 ON NPT CERTIFICATE HOLDERS DATA REPORT FOR IDENTICAL
 NUCLEAR PARTS AND APPURTENANCES
 AS REQUIRED BY THE PROVISIONS OF THE ASME CODE, SECTION III, DIVISION 1
 NOT TO EXCEED ONE DAY'S PRODUCTION

1. Manufactured and controlled by
 Crosby Valve & Case Co., 43 Kendrick St., Wrentham, MA 02093

2. Manufactured for
 Commonwealth Edison Co., Chicago, IL

3. Location of installation
 La Salle County Station, Marseilles, IL

4. Type
 ASME Code, Section III
 ASME SA182 F316
 1971
 77,500
 1988

5. Fabricated in accordance with Code, Spec. (Div. 2 only)
 Date

6. Remarks
 N/A

7. Norm. thickness (in.)
 Min. design thickness (in.)
 Dia. ID (in.)
 Length overall (in.)
 188-01695 40.331977 12-15-8

8. When applicable, Certificate Holders' data reports are attached for each item of this report.

Part or Appurtenance	Serial No.	Part or Appurtenance	Serial No.
N93184-39-0069	(1)	N93184-39-0069	(1)
N93184-39-0070	(2)	N93184-39-0070	(2)
N93184-39-0071	(3)	N93184-39-0071	(3)
N93184-39-0072	(4)	N93184-39-0072	(4)
N93184-39-0073	(5)	N93184-39-0073	(5)
N93184-39-0074	(6)	N93184-39-0074	(6)
N93184-39-0075	(7)	N93184-39-0075	(7)
N93184-39-0076	(8)	N93184-39-0076	(8)
N93184-39-0077	(9)	N93184-39-0077	(9)
N93184-39-0078	(10)	N93184-39-0078	(10)
N93184-39-0079	(11)	N93184-39-0079	(11)
N93184-39-0080	(12)	N93184-39-0080	(12)
N93184-39-0081	(13)	N93184-39-0081	(13)
N93184-39-0082	(14)	N93184-39-0082	(14)
N93184-39-0083	(15)	N93184-39-0083	(15)
N93184-39-0084	(16)	N93184-39-0084	(16)
N93184-39-0085	(17)	N93184-39-0085	(17)
N93184-39-0086	(18)	N93184-39-0086	(18)
N93184-39-0087	(19)	N93184-39-0087	(19)
N93184-39-0088	(20)	N93184-39-0088	(20)
N93184-39-0089	(21)	N93184-39-0089	(21)
N93184-39-0090	(22)	N93184-39-0090	(22)
N93184-39-0091	(23)	N93184-39-0091	(23)
N93184-39-0092	(24)	N93184-39-0092	(24)
N93184-39-0093	(25)	N93184-39-0093	(25)
N93184-39-0094	(26)	N93184-39-0094	(26)
N93184-39-0095	(27)	N93184-39-0095	(27)
N93184-39-0096	(28)	N93184-39-0096	(28)
N93184-39-0097	(29)	N93184-39-0097	(29)
N93184-39-0098	(30)	N93184-39-0098	(30)
N93184-39-0099	(31)	N93184-39-0099	(31)
N93184-39-0100	(32)	N93184-39-0100	(32)
N93184-39-0101	(33)	N93184-39-0101	(33)
N93184-39-0102	(34)	N93184-39-0102	(34)
N93184-39-0103	(35)	N93184-39-0103	(35)
N93184-39-0104	(36)	N93184-39-0104	(36)
N93184-39-0105	(37)	N93184-39-0105	(37)
N93184-39-0106	(38)	N93184-39-0106	(38)
N93184-39-0107	(39)	N93184-39-0107	(39)
N93184-39-0108	(40)	N93184-39-0108	(40)
N93184-39-0109	(41)	N93184-39-0109	(41)
N93184-39-0110	(42)	N93184-39-0110	(42)
N93184-39-0111	(43)	N93184-39-0111	(43)
N93184-39-0112	(44)	N93184-39-0112	(44)
N93184-39-0113	(45)	N93184-39-0113	(45)
N93184-39-0114	(46)	N93184-39-0114	(46)
N93184-39-0115	(47)	N93184-39-0115	(47)
N93184-39-0116	(48)	N93184-39-0116	(48)
N93184-39-0117	(49)	N93184-39-0117	(49)
N93184-39-0118	(50)	N93184-39-0118	(50)
N93184-39-0119	(51)	N93184-39-0119	(51)
N93184-39-0120	(52)	N93184-39-0120	(52)
N93184-39-0121	(53)	N93184-39-0121	(53)
N93184-39-0122	(54)	N93184-39-0122	(54)
N93184-39-0123	(55)	N93184-39-0123	(55)
N93184-39-0124	(56)	N93184-39-0124	(56)
N93184-39-0125	(57)	N93184-39-0125	(57)
N93184-39-0126	(58)	N93184-39-0126	(58)
N93184-39-0127	(59)	N93184-39-0127	(59)
N93184-39-0128	(60)	N93184-39-0128	(60)
N93184-39-0129	(61)	N93184-39-0129	(61)
N93184-39-0130	(62)	N93184-39-0130	(62)
N93184-39-0131	(63)	N93184-39-0131	(63)
N93184-39-0132	(64)	N93184-39-0132	(64)
N93184-39-0133	(65)	N93184-39-0133	(65)
N93184-39-0134	(66)	N93184-39-0134	(66)
N93184-39-0135	(67)	N93184-39-0135	(67)
N93184-39-0136	(68)	N93184-39-0136	(68)
N93184-39-0137	(69)	N93184-39-0137	(69)
N93184-39-0138	(70)	N93184-39-0138	(70)
N93184-39-0139	(71)	N93184-39-0139	(71)
N93184-39-0140	(72)	N93184-39-0140	(72)
N93184-39-0141	(73)	N93184-39-0141	(73)
N93184-39-0142	(74)	N93184-39-0142	(74)
N93184-39-0143	(75)	N93184-39-0143	(75)
N93184-39-0144	(76)	N93184-39-0144	(76)
N93184-39-0145	(77)	N93184-39-0145	(77)
N93184-39-0146	(78)	N93184-39-0146	(78)
N93184-39-0147	(79)	N93184-39-0147	(79)
N93184-39-0148	(80)	N93184-39-0148	(80)
N93184-39-0149	(81)	N93184-39-0149	(81)
N93184-39-0150	(82)	N93184-39-0150	(82)
N93184-39-0151	(83)	N93184-39-0151	(83)
N93184-39-0152	(84)	N93184-39-0152	(84)
N93184-39-0153	(85)	N93184-39-0153	(85)
N93184-39-0154	(86)	N93184-39-0154	(86)
N93184-39-0155	(87)	N93184-39-0155	(87)
N93184-39-0156	(88)	N93184-39-0156	(88)
N93184-39-0157	(89)	N93184-39-0157	(89)
N93184-39-0158	(90)	N93184-39-0158	(90)
N93184-39-0159	(91)	N93184-39-0159	(91)
N93184-39-0160	(92)	N93184-39-0160	(92)
N93184-39-0161	(93)	N93184-39-0161	(93)
N93184-39-0162	(94)	N93184-39-0162	(94)
N93184-39-0163	(95)	N93184-39-0163	(95)
N93184-39-0164	(96)	N93184-39-0164	(96)
N93184-39-0165	(97)	N93184-39-0165	(97)
N93184-39-0166	(98)	N93184-39-0166	(98)
N93184-39-0167	(99)	N93184-39-0167	(99)
N93184-39-0168	(100)	N93184-39-0168	(100)

10. Design Pressure
 100. Temp.
 10. Hydro test pressure
 10. Hydro test pressure

POCR QUALITY
 ORIGINAL

* J. J. Greenlaw 12/24/88 Date
 Crosby Quality Assurance Date
 Factory Mutual AMI 12/24/88 Date

**REMARKS: Report revised to add code case 1711.

Form N-2
 ** J. J. Greenlaw 12/15/88 Date
 Crosby Quality Assurance Date
 FORM N-2 (Rev. 8/80) Factory Mutual AMI 12/15/88 Date

Mr. Serial No. See Below

POCR QUALITY
 ORIGINAL

CERTIFICATE OF DESIGN			
Design specifications certified by	<u>Boyd P. Brooks</u>	<u>*C.T. Kieh</u>	<u>12/15/88</u>
		P. E. State	CA Reg. no. 15367
Design report certified by	<u>W. D. Greenlaw</u>	P. E. State	MA Reg. no. 16784
CERTIFICATE OF SHOP COMPLIANCE			
We certify that the statements made in this report are correct and that this report conforms to the rules of construction of the ASME Code, Section III.			Nozzles
NPT Certificate of Authorization no.	<u>N-1877</u>	Expires	<u>9/30/89</u>
Date	<u>12/24/88</u>	Name	<u>Crosby Valve & Gate Co.</u>
		Signed	<u>J. J. Greenlaw</u>
CERTIFICATE OF SHOP INSPECTION			
I, the undersigned, holding a valid commission issued by the National Board of Boiler and Pressure Vessel Inspectors and the State of Massachusetts and employed by <u>Arkwright Mutual Insurance Company</u> of <u>Norwood, MA.</u> have inspected these items described in this data report on <u>12-20-88</u> and state that to the best of my knowledge and belief, the Certificate Holder has fabricated these parts or appendances in accordance with the ASME Code, Section III. Each part listed has been authorized for stamping on the date shown above.			
By signing this certificate, neither the inspector nor his employer makes any warranty, expressed or implied, concerning the equipment described in this data report. Furthermore, neither the inspector nor his employer shall be liable in any manner for any personal injury or property damage or loss of any kind arising from or connected with this inspection.			
Date	<u>12/24/88</u>	Signed	<u>W. D. Greenlaw</u>
		Commission	<u>MA-1301</u>

Mfr. Serial No.

N93184-39-0069
 N93184-39-0070
 N93184-39-0072
 N93184-39-0073
 N93184-39-0074
 N93184-39-0075
 N93184-39-0076
 N93184-39-0077
 N93184-39-0078
 N93184-39-0079
 N93184-39-0080
 N93184-39-0081
 N93184-39-0082
 N93184-39-0083

Mfr. Serial No.

N93184-39-0084
 N93184-39-0085
 N93184-39-0086
 N93184-39-0087
 N93184-39-0088
 N93184-39-0089
 N93184-39-0090
 N93184-39-0092

L88-01695
 P.O. 321977
 8th
 12-14-88

aFORM NIS-2 OWNER'S REPORT OF REPAIR OR REPLACEMENT
As Required by the Provisions of ASME Code Section XI

1. Owner Commonwealth Edison Company Date 11/19/00
(Name)
One First National Plaza, Chicago, IL, 60690 Sheet 1 of 2
(Address)
2. Plant LaSalle County Nuclear Station Unit 2 990083084
(Name) Repair Organization, P.O. No., Job No., etc.
2601 N. 21st Rd. Marseilles, IL 61341
(Address)
3. Work Performed by Mechanical Maintenance Type Code Symbol Stamp N/A
(Name) Authorization No. N/A
Mechanical Maintenance Expiration Date N/A
(Address)
4. Identification of System (RI) Reactor Core Isolation Cooling
5. (a) Applicable Construction Code Section III, 1974 Ed., No Addenda, Code Cases None
(b) Applicable Edition of Section XI Utilized for Repairs or Replacements 1989, No Ad, Code Cases N-416-1
6. Identification of Components Repaired or Replaced, and Replacement Components

Name of Component	Name of Mfr.	Mfrs. Ser. No.	Nat'l Bd. No.	CRN No.	Other Identification	Year Built	Repaired Replaced, Replacement	ASME Code Stamped (Yes or No)
Gate Valve	Anchor-Darling	*	N/A	N/A	2E51-F064	*	Replaced	N/A
(2) 10" Weld Neck Flanges	WFI	Ht Code # 448ZNF3	N/A	N/A	2E51-D324	2000	Replacement	N/A
10" Spectacle Flange	Energy Steel	SN - PT014817101-02	N/A	N/A	2E51-D324	1999	Replacement	N/A
(16) Studs	Nova	Ht Code # SDD	N/A	N/A	2E51-D324	2000	Replacement	N/A
(32) Nuts	Nova	Ht Code # SMM	N/A	N/A	2E51-D324	2000	Replacement	N/A

7. Description of Work Class 1 & 2 Replacement. Replaced valve with Flange and pipe.
8. Tests Conducted: Hydrostatic ☐ Pneumatic ☐ Normal Operating Pressure ☒ Other ☐
Pressure 1030/135 psi Test Temp. Amb Deg. F
9. Remarks * = Per N-5 Code Data Report on file at LaSalle County Station. ** = Original Code of Construction for valve was ASME Section III, Class 1, 1971 Ed., W72 Ad. Original Code of Construction for Piping and fittings is ASME Section III, Class 1 and 2, 1974 Ed., No Ad. Replacement Code of Construction for studs and nuts is ASME Section III, Class 1, 1989 Ed., No Ad. Reconciled per the ComEd Fastner Standards. The Fastner Standards are on file at LaSalle County Station. See form NIS-2 Supplemental Sheet page 2 of 2 for additional replacement items.

(Applicable Manufacturer's Data Report to be Attached)

CERTIFICATION OF COMPLIANCE

We certify that the statements made in the report are correct and this Replacement conforms to the rules of the ASME Code, Section XI. (repair or replacement)

Type Code Symbol Stamp NONE

Certificate of Authorization No. N/A Expiration Date N/A

Signed [Signature] ISI Coordinator Date February 3, 20 01
Owner or Owner's Designee, Title

CERTIFICATE OF INSERVICE INSPECTION

I, The undersigned, holding a valid commission issued by the National Board of Boiler and Pressure Vessel Inspectors and the State or Province of Illinois and employed by Hartford Steam Boiler Insp. & Ins. Co. Of Hartford, CT. have inspected the components described in this Owner's Report during the period L2R07 to L2R08, and state that to the best of my knowledge and belief, the Owner has performed examinations and taken corrective measures described in this owner's Report in accordance with the requirements of the ASME Code, Section XI. By signing this certificate neither the Inspector nor his employer makes any warranty, expressed or implied, concerning the examinations and corrective measures described in this Owner's Report. Furthermore, Neither the Inspector nor his employer shall be liable in any manner for any personal injury or property damage or a loss of any kind arising from or connected with this inspection.

[Signature] Commissions IL 1927
Inspector's Signature National Board, State, Province, and Endorsements
Date 2-6- 20 01

[illegible]

**FORM N-2 CERTIFICATE HOLDERS' DATA REPORT FOR IDENTICAL
NUCLEAR PARTS AND APPURTENANCES***

As Required by the Provisions of the ASME Code, Section III

Not to Exceed One Day's Production

46291

Pg. 1 of 2

Manufactured and certified by Energy Steel & Supply Co. 2715 Paldan Dr. Auburn Hills, MI 48326
(name and address of NPT Certificate Holder)

Manufactured for Commonwealth Edison 2601 N. 21st St. Marseilles, IL 61341
(name and address of Purchaser)

3. Location of installation LaSalle Units 1 & 2, Marseilles, IL

(name and address)

4. Type: 1E51-D324 SA516 Gr. 70 70ksi N/A 1999
(drawing no.) (mat'l. spec. no.) (tensile strength) (ICRN) (year built)

5. ASME Code, Section III, Division 1: 1974 None 1 N/A
(edition) (addenda date) (class) (Code Case no.)

6. Fabricated in accordance with Const. Spec. (Div. 2 only) N/A Revision _____ Date _____
(no.)

7. Remarks: _____

8. Nom. thickness (in.) 1-1/2" Min. design thickness (in.) 1.484 Dia. ID (ft & in.) 1'4" Length overall (ft & in.) 3'6"

9. When applicable, Certificate Holders' Data Reports are attached for each item of this report:

Part or Appurtenance Serial Number	National Board No. in Numerical Order
(1) <u>NPT014817I01-01</u>	
(2) <u>NPT014817I01-02</u>	
(3) _____	
(4) _____	
(5) _____	
(6) _____	
(7) _____	
(8) _____	
(9) _____	
(10) _____	
(11) _____	
(12) _____	
(13) _____	
(14) _____	
(15) _____	
(16) _____	
(17) _____	
(18) _____	
(19) _____	
(20) _____	
(21) _____	
(22) _____	
(23) _____	
(24) _____	
(25) _____	

Part or Appurtenance Serial Number	National Board No. in Numerical Order
(26) _____	
(27) _____	
(28) _____	
(29) _____	
(30) _____	
(31) _____	
(32) _____	
(33) _____	
(34) _____	
(35) _____	
(36) _____	
(37) _____	
(38) _____	
(39) _____	
(40) _____	
(41) _____	
(42) _____	
(43) _____	
(44) _____	
(45) _____	
(46) _____	
(47) _____	
(48) _____	
(49) _____	
(50) _____	

Design pressure 1250 psi. Temp. 575 °F. Hydro. test pressure N/A at temp. °F
(when applicable)

Supplemental information in the form of lists, sketches, or drawings may be used provided (1) size is 8 1/2 x 11, (2) information in items 2 and 3 on this Data Report is included on each sheet, (3) each sheet is numbered and the number of sheets is recorded at the top of this form.

This form (E00040) may be obtained from the Order Dept., ASME, 22 Law Drive, Box 2300, Fairfield, NJ 07007-2300.

Reprint (7/91)

Certificate Holder's Serial Nos. NPT014817I01-01 through NPT014817I01-02

CERTIFICATION OF DESIGN

Design specifications certified by N/A P.E. State _____ Reg. no. _____
(when applicable)

Design report* certified by N/A P.E. State _____ Reg. no. _____
(when applicable)

CERTIFICATE OF COMPLIANCE

We certify that the statements made in this report are correct and that this (these) Dual Spectacle Flanges
 conforms to the rules of construction of the ASME Code, Section III, Division 1.

NPT Certificate of Authorization No. N-2928 Expires 7/2/2002

Date 10/11/99 Name Energv Steel & Supply Co. Signed [Signature]
(NPT Certificate Holder) (authorized representative)

CERTIFICATE OF INSPECTION

I, the undersigned, holding a valid commission issued by the National Board of Boiler and Pressure Vessel Inspectors and the State or Province of Michigan
 and employed by H.S.B.I. & I. Co.
 of Hartford, CT have inspected these items described in this Data Report on Oct. 11, 1999 and state that to the
 best of my knowledge and belief, the Certificate Holder has fabricated these parts or appurtenances in accordance with the ASME Code, Section
 III, Division 1. Each part listed has been authorized for stamping on the date shown above.

By signing this certificate, neither the inspector nor his employer makes any warranty, expressed or implied, concerning the equipment described
 in this Data Report. Furthermore, neither the inspector nor his employer shall be liable in any manner for any personal injury or property damage or
 loss of any kind arising from or connected with this inspection.

Date 10-11-99 Signed [Signature] Commissions NB5460 NIA-115 MIW10
(Authorized Inspector) (Nat'l Bd. incl. endorsements) and state or prov. and no.)

FORM NIS-2 OWNER'S REPORT OF REPAIR OR REPLACEMENT
As Required by the Provisions of ASME Code Section XI

1. Owner Commonwealth Edison Company Date 11/21/00
(Name)
One First National Plaza, Chicago, IL, 60690 Sheet 1 of 1
(Address)

2. Plant LaSalle County Nuclear Station Unit 2 990126189
(Name) Repair Organization, P.O. No., Job No., etc.
2601 N. 21st Rd. Marseilles, IL 61341
(Address)

3. Work Performed by Mechanical Maintenance Type Code Symbol Stamp N/A
(Name) Authorization No. N/A
Mechanical Maintenance Expiration Date N/A
(Address)

4. Identification of System (B33) Reactor Recirculation.

5. (a) Applicable Construction Code Sect III 1971 Edition S72, Addenda, Code Cases None
(b) Applicable Edition of Section XI Utilized for Repairs or Replacements-19 89, No Ad, Code Cases None

6. Identification of Components Repaired or Replaced, and Replacement Components

Name of Component	Name of Mfr.	Mfrs. Ser. No.	Nat'l Bd. No.	CRN No.	Other Identification	Year Built	Repaired Replaced, Replacement	ASME Code Stamped (Yes or No)
(4) Studs	Hammel Dahl	*	N/A	N/A	2B33-F060B	*	Replaced	N/A
(4) Studs	A&G Engineering	Ht Code IEL	N/A	N/A	2B33-F060B	1988	Replacement	N/A
(6) Nuts	Hammel Dahl	*	N/A	N/A	2B33-F060B	*	Replaced	N/A
(6) Nuts	A&G Engineering	Ht Code HDB	N/A	N/A	2B33-F060B	1988	Replacement	N/A

7. Description of Work Class 1 Replacement. Replaced Fasteners.

8. Tests Conducted: Hydrostatic ☐ Pneumatic ☐ Normal Operating Pressure ☒ Other Visual
Pressure 1030 psi Test Temp. Amb. Deg. F

9. Remarks * = Per N-5 Code Data Report on file at LaSalle County Station.
(Applicable Manufacturer's Data Report to be Attached)

CERTIFICATION OF COMPLIANCE

We certify that the statements made in the report are correct and this Replacement conforms to the rules of the ASME Code, Section XI. (repair or replacement)

Type Code Symbol Stamp NONE

Certificate of Authorization No. N/A Expiration Date N/A

Signed *Robert C. Jones* ISI Coordinator Date January 27, 20 01
Owner or Owner's Designee, Title

CERTIFICATE OF INSERVICE INSPECTION

I, The undersigned, holding a valid commission issued by the National Board of Boiler and Pressure Vessel Inspectors and the State or Province of Illinois and employed by Hartford Steam Boiler Insp. & Ins. Co. Of Hartford, CT. have inspected the components described in this Owner's Report during the period L2R07 to L2R08, and state that to the best of my knowledge and belief, the Owner has performed examinations and taken corrective measures described in this owner's Report in accordance with the requirements of the ASME Code, Section XI. By signing this certificate neither the Inspector nor his employer makes any warranty, expressed or implied, concerning the examinations and corrective measures described in this Owner's Report. Furthermore, Neither the Inspector nor his employer shall be liable in any manner for any personal injury or property damage or a loss of any kind arising from or connected with this inspection.

Robert W. White Commissions IL 1927
Inspector's Signature National Board, State, Province, and Endorsements
Date 1-27-2001

FORM NIS-2 OWNER'S REPORT OF REPAIR OR REPLACEMENT
As Required by the Provisions of ASME Code Section XI

1. Owner Commonwealth Edison Company Date 11/22/00
(Name)
One First National Plaza, Chicago, Il., 60690 Sheet 1 of 2
(Address)
2. Plant LaSalle County Nuclear Station Unit 2 See Item 6 "Other Identification" Below
(Name) Repair Organization, P.O. No., Job No., etc.
2601 N. 21st Rd. Marseilles, Il. 61341
(Address)
3. Work Performed by Mechanical Maintenance Type Code Symbol Stamp N/A
(Name) Authorization No. N/A
Mechanical Maintenance Expiration Date N/A
(Address)
4. Identification of System (MS) Main Steam
5. (a) Applicable Construction Code Sect III 19 71 Edition S72 Addenda, Code Cases 1567 & 1711
(b) Applicable Edition of Section XI Utilized for Repairs or Replacements-19 89, No. Ad, Code Cases N-496-1
6. Identification of Components Repaired or Replaced, and Replacement Components

Name of Component	Name of Mfr.	Mfrs. Ser. No.	Nat'l Bd. No.	CRN No.	Other Identification	Year Built	Repaired Replaced, Replacement	ASME Code Stamped (Yes or No)
SRV Valve	Crosby	N63790-00-0067	N/A	N/A	990134809	*	Replaced	N/A
SRV Valve	Crosby	N63790-00-0110	N/A	N/A	RIN #57935	*	Replacement	N/A
Spindle Assembly	Crosby	K62873-32-0021	N/A	N/A	RIN #57935	*	Replaced	N/A
Spindle Assembly	Crosby	K82137-50-0066	N/A	N/A	RIN #57935	1999	Replacement	N/A
Valve Body	Crosby	N93183-33-0034	N/A	N/A	RIN #57935	*	Repaired	N/A
Heli-Coil Insert	Crosby	N97823-0016	N/A	N/A	RIN #57935	1999	Repaired	N/A

7. Description of Work Class 1 Repair & Replacement. * = Per N-5 Code Data Report on file at LaSalle County Station.
8. Tests Conducted: Hydrostatic ☐ Pneumatic ☐ Normal Operating Pressure ☒ Other Visual
Pressure 1030 psi Test Temp. Amb Deg. F
9. Remarks Valve SN# N63790-00-0110 was refurbished at Wyle Labs with documentation provided under Quality (Applicable Manufacturer's Data Report to be Attached)
Receipt Inspection #57935 and installed as a replacement for SN# N63790-00-0067 under work request 990134809.
For the remainder of the Repaired, Replaced and Replacement items, see Form NIS-2 Supplemental Sheet on Pages 2 of 2.

CERTIFICATION OF COMPLIANCE

We certify that the statements made in the report are correct and this Replacement conforms to the rules of the ASME Code, Section XI. (repair or replacement)

Type Code Symbol Stamp NONE

Certificate of Authorization No. N/A Expiration Date N/A

Signed *Debra C. Lewis* ISI Coordinator Date January 17, 20 01
Owner or Owner's Designee, Title

CERTIFICATE OF INSERVICE INSPECTION

I, The undersigned, holding a valid commission issued by the National Board of Boiler and Pressure Vessel Inspectors and the State or Province of Illinois and employed by Hartford Steam Boiler Insp. & Ins. Co. Of Hartford, CT. have inspected the components described in this Owner's Report during the period L2R07 to L2R08

and state that to the best of my knowledge and belief, the Owner has performed examinations and taken corrective measures described in this owner's Report in accordance with the requirements of the ASME Code, Section XI. By signing this certificate neither the Inspector nor his employer makes any warranty, expressed or implied, concerning the examinations and corrective measures described in this Owner's Report. Furthermore, Neither the Inspector nor his employer shall be liable in any manner for any personal injury or property damage or a loss of any kind arising from or connected with this inspection.

Raymond W. White Commissions IL 1927
Inspector's Signature National Board, State, Province, and Endorsements
Date 1-19- 20 01

FORM NIS-2 SUPPLEMENTAL SHEET

1. Owner: Commonwealth Edison Company
One First National Plaza
Chicago, Illinois 60690

Sheet 2 of 2
Date 11/22/00
Unit 2

2. Plant: LaSalle County Station
2601 N. 21st. Rd.
Marseilles, Illinois 61341

990134809
P. O. No., WR No., ets.

3. Work Performed by: Mechanical Maint.
Name
Mechanical Maintenance
Address

Type Code Symbol Stamp N/A
Authorization No. N/A
Expiration Date N/A

4. Identification of System

MS

5a. Applicable Construction Code 71 Edition S72 Addenda

5b. Applicable Edition of Section XI utilized 89 Edition None Addenda

6. Identification of Components Repaired or Replaced and Replacement Components.

Name of Component	Name of Manufacturer	Manufacturer Serial No.	National Board No.	Other Identification	Year Built	Repaired, Replaced or Replacement	ASME Code Stamped (Yes or No)
Heli-Coil Insert	Crosby	N97823-0017	N/A	RIN #57935	1999	Repaired	N/A
Heli-Coil Insert	Crosby	N97823-0018	N/A	RIN #57935	1999	Repaired	N/A
(12) Inlet Nuts	Crosby	*	N/A	2B21-F013F	*	Replaced	N/A
(12) Inlet Nuts	Nova	Ht. Code TGD	N/A	2B21-F013F	2000	Replacement	N/A

FORM NIS-2 OWNER'S REPORT OF REPAIR OR REPLACEMENT
As Required by the Provisions of ASME Code Section XI

1. Owner Commonwealth Edison Company Date 11/22/00
(Name)
One First National Plaza, Chicago, IL, 60690 Sheet 1 of 3
(Address)
2. Plant LaSalle County Nuclear Station Unit 2 See Item 6 "Other Identification" Below
(Name) Repair Organization, P.O. No., Job No., etc.
2601 N. 21st Rd. Marseilles, IL 61341
(Address)
3. Work Performed by Mechanical Maintenance Type Code Symbol Stamp N/A
(Name) Authorization No. N/A
Mechanical Maintenance Expiration Date N/A
(Address)
4. Identification of System (MS) Main Steam
5. (a) Applicable Construction Code Section III, 1971 Edition, S72 Addenda, Code Cases 1567 & 1711
(b) Applicable Edition of Section XI Utilized for Repairs or Replacements-19 89, No. Ad, Code Cases None
6. Identification of Components Repaired or Replaced, and Replacement Components

Name of Component	Name of Mfr.	Mfrs. Ser. No.	Nat'l Bd. No.	CRN No.	Other Identification	Year Built	Repaired Replaced, Replacement	ASME Code Stamped (Yes or No)
SRV Valve	Crosby	N63790-00-0108	N/A	N/A	990134813	*	Replaced	N/A
SRV Valve	Crosby	N63790-00-0011	N/A	N/A	RIN #57935	*	Replacement	N/A
Spindle Assembly	Crosby	K62873-34-0003	N/A	N/A	RIN #57935	*	Replaced	N/A
Spindle Assembly	Crosby	K82137-51-0070	N/A	N/A	RIN #57935	2000	Replacement	N/A
Disc Insert	Crosby	N93185-41-0115	N/A	N/A	RIN #57935	*	Replaced	N/A
Disc Insert	Crosby	N93185-65-0282	N/A	N/A	RIN #57935	2000	Replacement	N/A

7. Description of Work Class 1 Repair & Replacement. * = Per N-5 Code Data Report on file at LaSalle County Station.
8. Tests Conducted: Hydrostatic ☐ Pneumatic ☐ Normal Operating Pressure ☒ Other Visual
Pressure 1030 psi Test Temp. Amb. Deg. F
9. Remarks Valve SN# N63790-00-0011 was refurbished at Wyle Labs with documentation provided under Quality (Applicable Manufacturer's Data Report to be Attached)
Receipt Inspection #57935 and installed as a replacement for SN# N63790-00-0108 under work request 990134813.
For the remainder of the Repaired, Replaced and Replacement items, see Form NIS-2 Supplemental Sheet on Pages 2 and 3 of 3.

CERTIFICATION OF COMPLIANCE

We certify that the statements made in the report are correct and this Repair & Replacement conforms to the rules of the ASME Code, Section XI. (repair or replacement)

Type Code Symbol Stamp NONE

Certificate of Authorization No. N/A Expiration Date N/A

Signed [Signature] ISI Coordinator Date February 9, 20 01
Owner or Owner's Designee, Title

CERTIFICATE OF INSERVICE INSPECTION

I, The undersigned, holding a valid commission issued by the National Board of Boiler and Pressure Vessel Inspectors and the State or Province of Illinois and employed by Hartford Steam Boiler Insp. & Ins. Co. Of Hartford, CT. have inspected the components described in this Owner's Report during the period L2R07 to L2R08

and state that to the best of my knowledge and belief, the Owner has performed examinations and taken corrective measures described in this owner's Report in accordance with the requirements of the ASME Code, Section XI. By signing this certificate neither the Inspector nor his employer makes any warranty, expressed or implied, concerning the examinations and corrective measures described in this Owner's Report. Furthermore, Neither the Inspector nor his employer shall be liable in any manner for any personal injury or property damage or a loss of any kind arising from or connected with this inspection.

[Signature] Commissions IL 1927
Inspector's Signature National Board, State, Province, and Endorsements
Date 2-9- 20 01

FORM NIS-2 SUPPLEMENTAL SHEET

1. Owner: Commonwealth Edison Company
One First National Plaza
Chicago, Illinois 60690

Sheet 2 of 3
Date 11/22/00
Unit 2

2. Plant: LaSalle County Station
2601 N. 21st. Rd.
Marseilles, Illinois 61341

990134813
P. O. No., WR No., ets.

3. Work Performed by: Mechanical Maint.
Name
Mechanical Maintenance
Address

Type Code Symbol Stamp N/A
Authorization No. N/A
Expiration Date N/A

4. Identification of System

MS

5a. Applicable Construction Code 71 Edition S72 Addenda

5b. Applicable Edition of Section XI utilized 89 Edition None Addenda

6. Identification of Components Repaired or Replaced and Replacement Components.

Name of Component	Name of Manufacturer	Manufacturer Serial No.	National Board No.	Other Identification	Year Built	Repaired, Replaced or Replacement	ASME Code Stamped (Yes or No)
Valve Body	Crosby	N93183-34-0056	N/A	RIN #57935	*	Repaired	N/A
Heli-Coil Insert	Crosby	N97823-0019	N/A	RIN #57935	1999	Repaired	N/A
Heli-Coil Insert	Crosby	N97823-0020	N/A	RIN #57935	1999	Repaired	N/A
Heli-Coil Insert	Crosby	N97823-0021	N/A	RIN #57935	1999	Repaired	N/A
Heli-Coil Insert	Crosby	N97823-0022	N/A	RIN #57935	1999	Repaired	N/A
Heli-Coil Insert	Crosby	N97823-0023	N/A	RIN #57935	1999	Repaired	N/A
Heli-Coil Insert	Crosby	N97823-0024	N/A	RIN #57935	1999	Repaired	N/A
Heli-Coil Insert	Crosby	N97823-0025	N/A	RIN #57935	1999	Repaired	N/A
Heli-Coil Insert	Crosby	N97823-0026	N/A	RIN #57935	1999	Repaired	N/A

FORM NIS-2 SUPPLEMENTAL SHEET

1. Owner: Commonwealth Edison Company
One First National Plaza
Chicago, Illinois 60690

Sheet 3 of 3
Date 11/22/00
Unit 2

2. Plant: LaSalle County Station
2601 N. 21st. Rd.
Marseilles, Illinois 61341

990134813
P. O. No., WR No., ets.

3. Work Performed by: Mechanical Maint.
Name
Mechanical Maintenance
Address

Type Code Symbol Stamp N/A
Authorization No. N/A
Expiration Date N/A

5. Identification of System

MS

5a. Applicable Construction Code 71 Edition S72 Addenda

5b. Applicable Edition of Section XI utilized 89 Edition None Addenda

7. Identification of Components Repaired or Replaced and Replacement Components.

Name of Component	Name of Manufacturer	Manufacturer Serial No.	National Board No.	Other Identification	Year Built	Repaired, Replaced or Replacement	ASME Code Stamped (Yes or No)
(10) Inlet Studs	Crosby	*	N/A	RIN #57935	*	Replaced	N/A
(9) Inlet Studs	Nova	Ht. Code PWG	N/A	RIN #57935	1999	Replacement	N/A
(1) Inlet Stud	Crosby	Ht. Code VAW	N/A	2B21-F013K	2000	Replacement	N/A
(12) Inlet Nuts	Crosby	*	N/A	2B21-F013K	*	Replaced	N/A
(12) Inlet Nuts	Nova	Ht. Code TGD	N/A	2B21-F013K	2000	Replacement	N/A

FORM NIS-2 OWNER'S REPORT OF REPAIR OR REPLACEMENT
As Required by the Provisions of ASME Code Section XI

1. Owner Commonwealth Edison Company Date 11/27/00
(Name)
One First National Plaza, Chicago, Il., 60690 Sheet 1 of 2
(Address)

2. Plant LaSalle County Nuclear Station Unit 2 See Item 6 "Other Identification" Below
(Name) Repair Organization, P.O. No., Job No., etc.
2601 N. 21st Rd. Marseilles, Il. 61341
(Address)

3. Work Performed by Mechanical Maintenance Type Code Symbol Stamp N/A
(Name) Authorization No. N/A
Mechanical Maintenance Expiration Date N/A
(Address)

4. Identification of System (MS) Main Steam

5. (a) Applicable Construction Code Sec III 19 71 Edition S72 Addenda, Code Cases 1567 & 1711
(b) Applicable Edition of Section XI Utilized for Repairs or Replacements 19 89 No Ad, Code Cases None

6. Identification of Components Repaired or Replaced, and Replacement Components

Name of Component	Name of Mfr.	Mfrs. Ser. No.	Nat'l Bd. No.	CRN No.	Other Identification	Year Built	Repaired Replaced, Replacement	ASME Code Stamped (Yes or No)
SRV Valve	Crosby	N63790-00-0008	N/A	N/A	990134814	*	Replaced	N/A
SRV Valve	Crosby	N63790-00-0109	N/A	N/A	Receipt #57935	*	Replacement	N/A
Spindle Assembly	Crosby	K62873-33-0099	N/A	N/A	Receipt #57935	*	Replaced	N/A
Spindle Assembly	Crosby	K82137-50-0064	N/A	N/A	Receipt #57935	2000	Replacement	N/A
(9) Inlet Studs	Crosby	*	N/A	N/A	*	*	Replaced	N/A
(2) Inlet Studs	Vitco	Ht Code AJJ	N/A	N/A	2B21-F013P	1992	Replacement	N/A
(2) Inlet Studs	Ronson	Ht. Code Q194-6	N/A	N/A	2B21-F013P	1996	Replacement	N/A
(5) Inlet Studs	Vitco	Ht. Code NAD	N/A	N/A	2B21-F013P	1993	Replacement	N/A

7. Description of Work Class 1 Replacement. * = Per N-5 Code Data Report on file at LaSalle County Station.

8. Tests Conducted: Hydrostatic ☐ Pneumatic ☐ Normal Operating Pressure ☒ Other ☒ Visual Pressure 1030 psi Test Temp. Amb. Deg. F

9. Remarks Valve SN# N63790-00-0109 was refurbished at Wyle Labs with documentation provided under Quality (Applicable Manufacturer's Data Report to be Attached)
Receipt Inspection 57935 and installed as a replacement for SN# N63790-00-0008 under work request 990134814

CERTIFICATION OF COMPLIANCE

We certify that the statements made in the report are correct and this Replacement conforms to the rules of the ASME Code, Section XI. (repair or replacement)

Type Code Symbol Stamp NONE

Certificate of Authorization No. N/A Expiration Date N/A

Signed [Signature] ISI Coordinator Date February 1, 2001
Owner or Owner's Designee, Title

CERTIFICATE OF INSERVICE INSPECTION

I, The undersigned, holding a valid commission issued by the National Board of Boiler and Pressure Vessel Inspectors and the State or Province of Illinois and employed by Hartford Steam Boiler Insp. & Ins. Co. Of Hartford, CT. have inspected the components described in this Owner's Report during the period L2R07 to L2R08,

and state that to the best of my knowledge and belief, the Owner has performed examinations and taken corrective measures described in this owner's Report in accordance with the requirements of the ASME Code, Section XI. By signing this certificate neither the Inspector nor his employer makes any warranty, expressed or implied, concerning the examinations and corrective measures described in this Owner's Report. Furthermore, Neither the Inspector nor his employer shall be liable in any manner for any personal injury or property damage or a loss of any kind arising from or connected with this inspection.

[Signature] Commissions IL 1927
Inspector's Signature National Board, State, Province, and Endorsements
Date 2-1-2001

[illegible]

FORM NIS-2 OWNER'S REPORT OF REPAIR OR REPLACEMENT
As Required by the Provisions of ASME Code Section XI

1. Owner Commonwealth Edison Company Date 11/22/00
(Name)
One First National Plaza, Chicago, IL, 60690 Sheet 1 of 2
(Address)
2. Plant LaSalle County Nuclear Station Unit 2 See Item 6 "Other Identification" Below
(Name) Repair Organization, P.O. No., Job No., etc.
2601 N. 21st Rd. Marseilles, IL 61341
(Address)
3. Work Performed by Mechanical Maintenance Type Code Symbol Stamp N/A
(Name) Authorization No. N/A
Mechanical Maintenance Expiration Date N/A
(Address)
4. Identification of System (MS) Main Steam
5. (a) Applicable Construction Code Sect III 19 71 Edition S72 Addenda, Code Cases 1567 & 1711
(b) Applicable Edition of Section XI Utilized for Repairs or Replacements-19 89, No. Ad, Code Cases N-496-1
6. Identification of Components Repaired or Replaced, and Replacement Components

Name of Component	Name of Mfr.	Mfrs. Ser. No.	Nat'l Bd. No.	CRN No.	Other Identification	Year Built	Repaired Replaced, Replacement	ASME Code Stamped (Yes or No)
SRV Valve	Crosby	N63790-00-0105	N/A	N/A	990134815	*	Replaced	N/A
SRV Valve	Crosby	N63790-00-0064	N/A	N/A	RIN #57935	*	Replacement	N/A
Spindle Assembly	Crosby	K62873-31-0064	N/A	N/A	RIN #57935	*	Replaced	N/A
Spindle Assembly	Crosby	K82137-50-0067	N/A	N/A	RIN #57935	2000	Replacement	N/A
(2) Inlet Studs	Crosby	*	N/A	N/A	RIN #57935	*	Replaced	N/A
(2) Inlet Studs	Vitco	Ht. Code AJJ	N/A	N/A	RIN #57935	1992	Replacement	N/A

7. Description of Work Class 1 Repair & Replacement. * = Per N-5 Code Data Report on file at LaSalle County Station.
8. Tests Conducted: Hydrostatic I Pneumatic I Normal Operating Pressure X Other Visual
Pressure 1030 psi Test Temp. Amb Deg. F
9. Remarks Valve SN# N63790-00-0064 was refurbished at Wyle Labs with documentation provided under Quality (Applicable Manufacturer's Data Report to be Attached)
Receipt Inspection #57935 and installed as a replacement for SN# N63790-00-0105 under work request 990134815.
For the remainder of the Repaired, Replaced and Replacement items, see Form NIS-2 Supplemental Sheet on Page 2 of 2.

CERTIFICATION OF COMPLIANCE

We certify that the statements made in the report are correct and this Repair & Replacement conforms to the rules of the ASME Code, Section XI. (repair or replacement)

Type Code Symbol Stamp NONE

Certificate of Authorization No. N/A Expiration Date N/A

Signed *Andrew C. Kocis* ISI Coordinator Date January 19, 20 01
Owner or Owner's Designee, Title

CERTIFICATE OF INSERVICE INSPECTION

I, The undersigned, holding a valid commission issued by the National Board of Boiler and Pressure Vessel Inspectors and the State or Province of Illinois and employed by Hartford Steam Boiler Insp. & Ins. Co. Of Hartford, CT. have inspected the components described in this Owner's Report during the period L2R07 to L2R08

and state that to the best of my knowledge and belief, the Owner has performed examinations and taken corrective measures described in this owner's Report in accordance with the requirements of the ASME Code, Section XI. By signing this certificate neither the Inspector nor his employer makes any warranty, expressed or implied, concerning the examinations and corrective measures described in this Owner's Report. Furthermore, Neither the Inspector nor his employer shall be liable in any manner for any personal injury or property damage or a loss of any kind arising from or connected with this inspection.

Rocky W. White Commissions IL 1927
Inspector's Signature National Board, State, Province, and Endorsements
Date 1-19-20 01

FORM NIS-2 SUPPLEMENTAL SHEET

1. **Owner:** Commonwealth Edison Company
One First National Plaza
Chicago, Illinois 60690

Sheet 2 of 2
Date 11/22/00
Unit 2

2. **Plant:** LaSalle County Station
2601 N. 21st. Rd.
Marseilles, Illinois 61341

990134815
P. O. No., WR No., ets.

3. **Work Performed by:** Mechanical Maint.
Name
Mechanical Maintenance
Address

Type Code Symbol Stamp N/A
Authorization No. N/A
Expiration Date N/A

4. **Identification of System**

MS

5a. **Applicable Construction Code** 71 **Edition** S72 **Addenda**

5b. **Applicable Edition of Section XI utilized** 89 **Edition** None **Addenda**

6. **Identification of Components Repaired or Replaced and Replacement Components.**

Name of Component	Name of Manufacturer	Manufacturer Serial No.	National Board No.	Other Identification	Year Built	Repaired, Replaced or Replacement	ASME Code Stamped (Yes or No)
Valve Body	Crosby	N93183-31-0036	N/A	RIN #57935	*	Repaired	N/A
Heli-Coil Insert	Crosby	N97823-0015	N/A	RIN #57935	1999	Repaired	N/A
(12) Inlet Nuts	Crosby	*	N/A	2B21-F013S	*	Replaced	N/A
(12) Inlet Nuts	Nova	Ht. Code TGD	N/A	2B21-F013S	2000	Replacement	N/A

FORM NIS-2 OWNER'S REPORT OF REPAIR OR REPLACEMENT
As Required by the Provisions of ASME Code Section XI

1. Owner Commonwealth Edison Company Date 01/25/01
(Name)
One First National Plaza, Chicago, IL, 60690 Sheet 1 of 1
(Address)

2. Plant LaSalle County Nuclear Station Unit 2 990135196
(Name) Repair Organization, P.O. No., Job No., etc.
2601 N. 21st Rd. Marseilles, IL 61341
(Address)

3. Work Performed by Mechanical Maintenance Type Code Symbol Stamp N/A
(Name) Authorization No. N/A
Mechanical Maintenance Expiration Date N/A
(Address)

4. Identification of System (C41) Standby Liquid Control

5. (a) Applicable Construction Code Sec. III 1977 Edition S77, Addenda, Code Cases None
(b) Applicable Edition of Section XI Utilized for Repairs or Replacements-1989, No Ad, Code Cases None

6. Identification of Components Repaired or Replaced, and Replacement Components

Name of Component	Name of Mfr.	Mfrs. Ser. No.	Nat'l Bd. No.	CR N No.	Other Identification	Year Built	Repaired Replaced, Replacement	ASME Code Stamped (Yes or No)
Inlet Fitting	IST-Conax	*	N/A	N/A	2C41-F004A	*	Replaced	N/A
Inlet Fitting	IST-Conax	5883	N/A	N/A	2C41-F004A	2000**	Replacement	N/A
Trigger Body	IST-Conax	*	N/A	N/A	2C41-F004A	*	Replaced	N/A
Trigger Body	IST-Conax	5881	N/A	N/A	2C41-F004A	2000**	Replacement	N/A

7. Description of Work Class 1 Replacement. Replaced existing components with new after explosive firing.

8. Tests Conducted: Hydrostatic ☐ Pneumatic ☐ Normal Operating Pressure ☒ Other ☐
Pressure 1220/1044 psi Test Temp. Ambient Deg. F

9. Remarks * = Per N-5 Code Data Report on file at LaSalle Station.
(Applicable Manufacturer's Data Report to be Attached)
** = Replacement components were constructed to ASME Section III, Class 1, 1977 Ed., with S77 Addenda.
Replacement reconciled per PTE 88-161 on file at LaSalle Station.

CERTIFICATION OF COMPLIANCE

We certify that the statements made in the report are correct and this Replacement conforms to the rules of the ASME Code, Section XI. (repair or replacement)

Type Code Symbol Stamp NONE

Certificate of Authorization No. N/A Expiration Date N/A

Signed *Paul C. Gales* ISI Coordinator Date January 31, 2001
Owner or Owner's Designee, Title

CERTIFICATE OF INSERVICE INSPECTION

I, The undersigned, holding a valid commission issued by the National Board of Boiler and Pressure Vessel Inspectors and the State or Province of Illinois and employed by Hartford Steam Boiler Insp. & Ins. Co. Of Hartford, CT. have inspected the components described in this Owner's Report during the period L2R07 to L2R08

and state that to the best of my knowledge and belief, the Owner has performed examinations and taken corrective measures described in this owner's Report in accordance with the requirements of the ASME Code, Section XI. By signing this certificate neither the Inspector nor his employer makes any warranty, expressed or implied, concerning the examinations and corrective measures described in this Owner's Report. Furthermore, Neither the Inspector nor his employer shall be liable in any manner for any personal injury or property damage or a loss of any kind arising from or connected with this inspection.

Rocky W. White Commissions IL 1927
Inspector's Signature National Board, State, Province, and Endorsements
Date 2-1-2001

55838

04

**FORM N-2 CERTIFICATE HOLDERS' DATA REPORT FOR IDENTICAL
NUCLEAR PARTS AND APPURTENANCES***

**As Required by the Provisions of the ASME Code, Section III
Not to Exceed One Day's Production**

Pg. 1 of 2

Manufactured and certified by IST-Conax Nuclear, 402 Sonwil Drive, Cheektowaga, NY 14225
(name and address of NPT Certificate Holder)

2. Manufactured for Commonwealth Edison, P.O. 0381, Chicago, IL 60690
(name and address of Purchaser)

3. Location of installation Unknown
(name and address)

4. Type: N38017, Rev. F SA479 304SST 75 KSI N/A 2000
(drawing no.) (mat'l spec. no.) (tensile strength) (CRN) (year built)

5. ASME Code, Section III, Division 1: 77 S77 1 N/A
(edition) (addenda date) (class) (Code Case no.)

6. Fabricated in accordance with Const. Spec. (Div. 2 only) N/A Revision _____ Date _____
(no.)

7. Remarks: Inlet Fitting for explosive actuated valve replacement kit for standby liquid control system.

Pressure Test at 2800 psi for 10 minutes.

8. Nom. thickness (in.) .040 Min. design thickness (in.) .031 Dia. ID (ft & in.) .895" Length overall (ft & in.) 2.245"

9. When applicable, Certificate Holders' Data Reports are attached for each item of this report:

Part or Appurtenance Serial Number	National Board No. in Numerical Order
(1) <u>5883</u>	<u>5883</u>
(2) <u>5884</u>	<u>5884</u>
(3) _____	_____
(4) _____	_____
(5) _____	_____
(6) _____	_____
(7) _____	_____
(8) _____	_____
(9) _____	_____
(10) _____	_____
(11) _____	_____
(12) _____	_____
(13) _____	_____
(14) _____	_____
(15) _____	_____
(16) _____	_____
(17) _____	_____
(18) _____	_____
(19) _____	_____
(20) _____	_____
(21) _____	_____
(22) _____	_____
(23) _____	_____
(24) _____	_____
(25) _____	_____

Part or Appurtenance Serial Number	National Board No. in Numerical Order
(26) _____	_____
(27) _____	_____
(28) _____	_____
(29) _____	_____
(30) _____	_____
(31) _____	_____
(32) _____	_____
(33) _____	_____
(34) _____	_____
(35) _____	_____
(36) _____	_____
(37) _____	_____
(38) _____	_____
(39) _____	_____
(40) _____	_____
(41) _____	_____
(42) _____	_____
(43) _____	_____
(44) _____	_____
(45) _____	_____
(46) _____	_____
(47) _____	_____
(48) _____	_____
(49) _____	_____
(50) _____	_____

10. Design pressure 1500 psi. Temp. 150 °F. Hydro. test pressure * See Remarks at temp. °F
(when applicable)

*Supplemental information in the form of lists, sketches, or drawings may be used provided (1) size is 8½ x 11, (2) information in items 2 and 3 on this Data Report is included on each sheet, (3) each sheet is numbered and the number of sheets is recorded at the top of this form.

Certificate Holder's Serial Nos. 5883 through 5884

CERTIFICATION OF DESIGN

Design specifications certified by George I. Skoda P.E. State CA Reg. no. 15847
(when applicable)

Design report* certified by Francis J. Domino P.E. State NY Reg. no. 36832
(when applicable)

CERTIFICATE OF COMPLIANCE

We certify that the statements made in this report are correct and that this (these) Inlet Fittings
conforms to the rules of construction of the ASME Code, Section III, Division 1.

NPT Certificate of Authorization No. N-1850 Expires September 2, 2001

Date 8/10/00 Name IST Conax Nuclear Signed Paul E Couchman
(NPT Certificate Holder) (authorized representative)

CERTIFICATE OF INSPECTION

I, the undersigned, holding a valid commission issued by the National Board of Boiler and Pressure Vessel Inspectors and the State or Province of
New York and employed by Hartford Steam Boiler Inspection & Insurance Company

of Hartford, CT have inspected these items described in this Data Report on AUG. 10, 2000, and state that to the
best of my knowledge and belief, the Certificate Holder has fabricated these parts or appurtenances in accordance with the ASME Code,
Section III, Division 1. Each part listed has been authorized for stamping on the date shown above.
By signing this certificate, neither the inspector nor his employer makes any warranty, expressed or implied, concerning the equipment
described in this Data Report. Furthermore, neither the inspector nor his employer shall be liable in any manner for any personal injury or
property damage or loss of any kind arising from or connected with this inspection.

Date 8-10-00 Signed Allen J. Demichiel Commissions NB 10964AN NY 5057
(Authorized Inspector) (Net'l Bd. (incl. endorsements) and state or prov. and no.)

55838

03

**FORM N-2 CERTIFICATE HOLDERS' DATA REPORT FOR IDENTICAL
NUCLEAR PARTS AND APPURTENANCES***

**As Required by the Provisions of the ASME Code, Section III
Not to Exceed One Day's Production**

Pg. 1 of 2

Manufactured and certified by IST-Conax Nuclear, 402 Sonwil Drive, Cheektowaga, NY 14225
(name and address of NPT Certificate Holder)

2. Manufactured for Commonwealth Edison, P.O. Box 0381, Chicago, IL 60690
(name and address of Purchaser)

3. Location of installation Unknown
(name and address)

4. Type: N20000, Rev. G SA479 304SST 75 KSI N/A 2000
(drawing no.) (mat'l spec. no.) (tensile strength) (CRN) (year built)

5. ASME Code, Section III, Division 1: 77 S77 1 N/A
(edition) (addenda date) (class) (Code Case no.)

6. Fabricated in accordance with Const. Spec. (Div. 2 only) N/A Revision _____ Date _____
(no.)

7. Remarks: Trigger Body Subassembly for explosive actuated valve replacement kit for standby liquid control system.

Para. NB-2121 (b) is applicable to ram. Press Fit/Seal on .328 & .4375 diameters. Overall subassembly length is 2.5".

Pressure Test at 2800 psi for 10 minutes.

8. Nom. thickness (in.) See Remarks Min. design thickness (in.) See Remarks Dia. ID (ft & in.) See Remarks Length overall (ft & in.) See Remarks

9. When applicable, Certificate Holders' Data Reports are attached for each item of this report:

Part or Appurtenance Serial Number	National Board No. in Numerical Order
(1) <u>5881</u>	<u>5881</u>
(2) <u>5882</u>	<u>5882</u>
(3) _____	_____
(4) _____	_____
(5) _____	_____
(6) _____	_____
(7) _____	_____
(8) _____	_____
(9) _____	_____
(10) _____	_____
(11) _____	_____
(12) _____	_____
(13) _____	_____
(14) _____	_____
(15) _____	_____
(16) _____	_____
(17) _____	_____
(18) _____	_____
(19) _____	_____
(20) _____	_____
(21) _____	_____
(22) _____	_____
(23) _____	_____
(24) _____	_____
(25) _____	_____

Part or Appurtenance Serial Number	National Board No. in Numerical Order
(26) _____	_____
(27) _____	_____
(28) _____	_____
(29) _____	_____
(30) _____	_____
(31) _____	_____
(32) _____	_____
(33) _____	_____
(34) _____	_____
(35) _____	_____
(36) _____	_____
(37) _____	_____
(38) _____	_____
(39) _____	_____
(40) _____	_____
(41) _____	_____
(42) _____	_____
(43) _____	_____
(44) _____	_____
(45) _____	_____
(46) _____	_____
(47) _____	_____
(48) _____	_____
(49) _____	_____
(50) _____	_____

10. Design pressure 1500 psi. Temp. 150 °F. Hydro. test pressure * See Remarks at temp. °F
(when applicable)

*Supplemental information in the form of lists, sketches, or drawings may be used provided (1) size is 8½ x 11, (2) information in items 2 and 3 on this Data Report is included on each sheet, (3) each sheet is numbered and the number of sheets is recorded at the top of this form.

55838

Certificate Holder's Serial Nos. 5881 through 5882

CERTIFICATION OF DESIGN

Design specifications certified by George I. Skoda P.E. State CA Reg. no. 15847
(when applicable)

Design report* certified by Francis J. Domino P.E. State NY Reg. no. 36832
(when applicable)

CERTIFICATE OF COMPLIANCE

We certify that the statements made in this report are correct and that this (these) Trigger Body Sub Assembly
conforms to the rules of construction of the ASME Code, Section III, Division 1.

NPT Certificate of Authorization No. N-1850 Expires September 2, 2001

Date 8/10/00 Name IST Conax Nuclear Signed Paul E. Couchman
(NPT Certificate Holder) (authorized representative)

CERTIFICATE OF INSPECTION

I, the undersigned, holding a valid commission issued by the National Board of Boiler and Pressure Vessel Inspectors and the State or Province of
New York and employed by Hartford Steam Boiler Inspection & Insurance Company

of Hartford, CT have inspected these items described in this Data Report on AUG. 10, 2000, and state that to the best of my knowledge and belief, the Certificate Holder has fabricated these parts or appurtenances in accordance with the ASME Code, Section III, Division 1. Each part listed has been authorized for stamping on the date shown above.
By signing this certificate, neither the inspector nor his employer makes any warranty, expressed or implied, concerning the equipment described in this Data Report. Furthermore, neither the inspector nor his employer shall be liable in any manner for any personal injury or property damage or loss of any kind arising from or connected with this inspection.

Date 8-10-00 Signed Allen J. Dransfield Commissions NB 10964AN NY 5057
(Authorized Inspector) [Nat'l Bd. (incl. endorsements) and state or prov. and no.]

FORM NIS-2 OWNER'S REPORT OF REPAIR OR REPLACEMENT
As Required by the Provisions of ASME Code Section XI

1. Owner Commonwealth Edison Company Date 11/21/00
(Name)
One First National Plaza, Chicago, IL, 60690 Sheet 1 of 2
(Address)

2. Plant LaSalle County Nuclear Station Unit 2 990139789
(Name) Repair Organization, P.O. No., Job No., etc.
2601 N. 21st Rd. Marseilles, IL 61341
(Address)

3. Work Performed by Mechanical Maintenance Type Code Symbol Stamp N/A
(Name) Authorization No. N/A
Mechanical Maintenance Expiration Date N/A
(Address)

4. Identification of System (MS) Main Steam

5. (a) Applicable Construction Code Sec III 19 74 Edition No Addenda, Code Cases: None
(b) Applicable Edition of Section XI Utilized for Repairs or Replacements-1989, No Ad, Code Cases: N-416-1

6. Identification of Components Repaired or Replaced, and Replacement Components

Name of Component	Name of Mfr.	Mfrs. Ser. No.	Nat'l Bd. No.	CRN No.	Other Identification	Year Built	Repaired Replaced, Replacement	ASME Code Stamped (Yes or No)
Safety Relief Valve	Crosby	N63790-00-0007	N/A	N/A	2B21-F013A	*	Replaced	N/A
6" Blind Flange	Coffer	Ht. Code HXVO	N/A	N/A	2MS04AA-8"	2000	Replacement	N/A
(12) Inlet Studs	Nova	Ht. Code: SDS	N/A	N/A	2MS04AA-8"	2000**	Replacement	N/A
(12) Inlet Nuts	Nova	Ht. Code SMT	N/A	N/A	2MS04AA-8"	2000**	Replacement	N/A

7. Description of Work Class 1 Replacement. * = Per N-5 Code Data Report on file at LaSalle County Station.

8. Tests Conducted: Hydrostatic ☐ Pneumatic ☐ Normal Operating Pressure ☒ Other ☒ Visual
Pressure 1030 psi Test Temp. Amb Deg. F

9. Remarks Permanently removed Safety Relief Valve from the system and installed blind flange at the main steam header inlet. ** = Replacement studs and nuts are ASME Section III, Class 1, 1989 Edition, No Adenda reconciled to the original Code of Construction per the ComEd Fastner Standards on file at LaSalle County Station. For additional Replacement items, see Form NIS-2 Supplemental Sheet on Page 2 of 2.

CERTIFICATION OF COMPLIANCE

We certify that the statements made in the report are correct and this Replacement conforms to the rules of the ASME Code, Section XI.
(repair or replacement)

Type Code Symbol Stamp NONE

Certificate of Authorization No. N/A Expiration Date N/A

Signed *Steve. Louie* ISI Coordinator Date February 3, 2001
Owner or Owner's Designee, Title

CERTIFICATE OF INSERVICE INSPECTION

I, The undersigned, holding a valid commission issued by the National Board of Boiler and Pressure Vessel Inspectors and the State or Province of Illinois and employed by Hartford Steam Boiler Insp. & Ins. Co. Of Hartford, CT. have inspected the components described in this Owner's Report during the period L2R07 to L2R08 and state that to the best of my knowledge and belief, the Owner has performed examinations and taken corrective measures described in this owner's Report in accordance with the requirements of the ASME Code, Section XI. By signing this certificate neither the Inspector nor his employer makes any warranty, expressed or implied, concerning the examinations and corrective measures described in this Owner's Report. Furthermore, Neither the Inspector nor his employer shall be liable in any manner for any personal injury or property damage or a loss of any kind arising from or connected with this inspection.

Rocky W. White Commissions IL 1927
Inspector's Signature National Board, State, Province, and Endorsements
Date 2-5- 2001

1.	Owner:	Commonwealth Edison Company One First National Plaza Chicago, Illinois 60690	Sheet <u>2</u> of <u>2</u> Date <u>11/21/00</u> Unit <u>2</u>
2.	Plant:	LaSalle County Station 2601 N. 21 st . Rd. Marseilles, Illinois 61341	<u>990139789</u> P. O. No., WR No., ets.
3.	Work Performed by:	<u>Mechanical Maint.</u> Name <u>Mechanical Maintenance</u> Address	Type Code Symbol Stamp <u>N/A</u> Authorization No. <u>N/A</u> Expiration Date <u>N/A</u>
4.	Identification of System	<u>MS</u>	
5a.	Applicable Construction Code	<u>Sect III 1974</u> Edition <u>NO</u> Addenda	
5b.	Applicable Edition of Section XI utilized	<u>89</u> Edition <u>NO</u> Addenda	
6.	Identification of Components Repaired or Replaced and Replacement Components.		

[illegible]

FORM NIS-2 OWNER'S REPORT OF REPAIR OR REPLACEMENT
As Required by the Provisions of ASME Code Section XI

1. Owner Commonwealth Edison Company Date 11/16/00
(Name)
One First National Plaza, Chicago, IL, 60690 Sheet 1 of 1
(Address)
2. Plant LaSalle County Nuclear Station Unit 2 990143262
(Name) Repair Organization, P.O. No., Job No., etc.
2601 N. 21st Rd. Marseilles, IL 61341
(Address)
3. Work Performed by Mechanical Maintenance Type Code Symbol Stamp N/A
(Name) Authorization No. N/A
Mechanical Maintenance Expiration Date N/A
(Address)
4. Identification of System (RD) Control Rod Drive
5. (a) Applicable Construction Code Sect III 1971 Edition No., Addenda, Code Cases 1361-1, 1361-2
(b) Applicable Edition of Section XI Utilized for Repairs or Replacements-1989, No Ad, Code Cases None
6. Identification of Components Repaired or Replaced, and Replacement Components

Name of Component	Name of Mfr.	Mfrs. Ser. No.	Nat'l Bd. No.	CRN No.	Other Identification	Year Built	Repaired Replaced, Replacement	ASME Code Stamped (Yes or No)
CRD Assembly	GE	S/N 8476	N/A	N/A	2C11-D1011	*	Replaced	N/A
CRD Assembly	GE	S/N 7781	N/A	N/A	RIN 58281	2000**	Replacement	N/A
(8) CRD Capscrews	*	*	N/A	N/A	2C11-D1011	*	Replaced	N/A
(8) CRD Capscrews	NOVA	Ht Code SJH	N/A	N/A	2C11-D1011	2000**	Replacement	N/A

7. Description of Work Class 1 Replacement Replaced CRD and CRD Flange Capscrews.
8. Tests Conducted: Hydrostatic ☐ Pneumatic ☐ Normal Operating Pressure ☒ Other Visual
Pressure 1030 psi Test Temp. Amb. Deg. F
9. Remarks * = Per N-5 Code Data Report on file at LaSalle County Station. CRD SN# 7781 was refurbished with documentation provided under Quality Receipt Inspection # 58281 and installed as a replacement for SN# 8476. Under work request 990143262. ** = Replacement CRD Code of Construction is ASME Section III, 1971 Ed. S73 & W73 Ad. Reconciled to the original per PTEs PTE 88-013 & PTE 88-396 on file at LaSalle Station. Replacement Capscrew Code of Construction is ASME Section III, Class 1, 1986 Ed. No Ad. Reconciled to the original Code of Construction per PTE M91-007-0320-01 on file at LaSalle Station.
(Applicable Manufacturer's Data Report to be Attached)

CERTIFICATION OF COMPLIANCE

We certify that the statements made in the report are correct and this Replacement conforms to the rules of the ASME Code, Section XI. (repair or replacement)

Type Code Symbol Stamp NONE

Certificate of Authorization No. N/A Expiration Date N/A

Signed *Alan C. Koles* ISI Coordinator Date January 24, 20 01
Owner or Owner's Designee, Title

CERTIFICATE OF INSERVICE INSPECTION

I, The undersigned, holding a valid commission issued by the National Board of Boiler and Pressure Vessel Inspectors and the State or Province of Illinois and employed by Hartford Steam Boiler Insp. & Ins. Co. Of Hartford, CT. have inspected the components described in this Owner's Report during the period L2R07 to L2R08

and state that to the best of my knowledge and belief, the Owner has performed examinations and taken corrective measures described in this owner's Report in accordance with the requirements of the ASME Code, Section XI. By signing this certificate neither the Inspector nor his employer makes any warranty, expressed or implied, concerning the examinations and corrective measures described in this Owner's Report. Furthermore, Neither the Inspector nor his employer shall be liable in any manner for any personal injury or property damage or a loss of any kind arising from or connected with this inspection.

Randy W. White Commissions IL 1927
Inspector's Signature National Board, State, Province, and Endorsements
Date 1-26-2001

FORM NIS-2 OWNER'S REPORT OF REPAIR OR REPLACEMENT
As Required by the Provisions of ASME Code Section XI

1. Owner Commonwealth Edison Company Date 11/16/00
(Name)
One First National Plaza, Chicago, IL, 60690 Sheet 1 of 1
(Address)
2. Plant LaSalle County Nuclear Station Unit 2 990143265
(Name)
2601 N. 21st Rd. Marseilles, IL 61341 Repair Organization, P.O. No., Job No., etc.
(Address)
3. Work Performed by Mechanical Maintenance Type Code Symbol Stamp N/A
(Name)
Mechanical Maintenance Authorization No. N/A
(Address) Expiration Date N/A
4. Identification of System (RD) Control Rod Drive
5. (a) Applicable Construction Code Sect III 1971 Edition No., Addenda, Code Cases 1361-1, 1361-2
(b) Applicable Edition of Section XI Utilized for Repairs or Replacements-1989, No Ad, Code Cases None
6. Identification of Components Repaired or Replaced, and Replacement Components

Name of Component	Name of Mfr.	Mfrs. Ser. No.	Nat'l Bd. No.	CRN No.	Other Identification	Year Built	Repaired Replaced, Replacement	ASME Code Stamped (Yes or No)
CRD Assembly	GE	S/N A1008	N/A	N/A	2C11-D3415	*	Replaced	N/A
CRD Assembly	GE	S/N 7517A	N/A	N/A	RIN 58281	2000**	Replacement	N/A
(8) CRD Capscrews	*	*	N/A	N/A	2C11-D3415	*	Replaced	N/A
(8) CRD Capscrews	NOVA	Ht Code SJH	N/A	N/A	2C11-D3415	2000**	Replacement	N/A

7. Description of Work Class 1 Replacement Replaced CRD and CRD Flange Capscrews.
8. Tests Conducted: Hydrostatic ☐ Pneumatic ☐ Normal Operating Pressure ☒ Other Visual
Pressure 1030 psi Test Temp. Amb. Deg. F
9. Remarks * = Per N-5 Code Data Report on file at LaSalle County Station. CRD SN# 7517A was refurbished with documentation provided under Quality Receipt Inspection # 58281 and installed as a replacement for SN# A1008. Under work request 990143265. ** = Replacement CRD Code of Construction is ASME Section III, 1971 Ed. S73 & W73 Ad. Reconciled to the original per PTEs PTE 88-013 & PTE 88-396 on file at LaSalle Station. Replacement Capscrew Code of Construction is ASME Section III, Class 1, 1986 Ed. No Ad. Reconciled to the original Code of Construction per PTE M91-007-0320-01 on file at LaSalle Station.
(Applicable Manufacturer's Data Report to be Attached)

CERTIFICATION OF COMPLIANCE

We certify that the statements made in the report are correct and this Replacement conforms to the rules of the ASME Code, Section XI. (repair or replacement)

Type Code Symbol Stamp NONE

Certificate of Authorization No. N/A Expiration Date N/A

Signed *Robert L. Jones* ISI Coordinator Date January 24, 20 01
Owner or Owner's Designee, Title

CERTIFICATE OF INSERVICE INSPECTION

I, The undersigned, holding a valid commission issued by the National Board of Boiler and Pressure Vessel Inspectors and the State or Province of Illinois and employed by Hartford Steam Boiler Insp. & Ins. Co. Of Hartford, CT. have inspected the components described in this Owner's Report during the period L2R07 to L2R08,

and state that to the best of my knowledge and belief, the Owner has performed examinations and taken corrective measures described in this owner's Report in accordance with the requirements of the ASME Code, Section XI. By signing this certificate neither the Inspector nor his employer makes any warranty, expressed or implied, concerning the examinations and corrective measures described in this Owner's Report. Furthermore, Neither the Inspector nor his employer shall be liable in any manner for any personal injury or property damage or a loss of any kind arising from or connected with this inspection.

Robert W. White Commissions IL 1927
Inspector's Signature National Board, State, Province, and Endorsements
Date 1-26- 20 01

FORM NIS-2 OWNER'S REPORT OF REPAIR OR REPLACEMENT
As Required by the Provisions of ASME Code Section XI

1. Owner Commonwealth Edison Company Date 11/16/00
(Name)
One First National Plaza, Chicago, IL, 60690 Sheet 1 of 1
(Address)
2. Plant LaSalle County Nuclear Station Unit 2 990143266
(Name)
2601 N. 21st Rd. Marseilles, IL 61341 Repair Organization, P.O. No., Job No., etc.
(Address)
3. Work Performed by Mechanical Maintenance Type Code Symbol Stamp N/A
(Name)
Mechanical Maintenance Authorization No. N/A
(Address) Expiration Date N/A
4. Identification of System (RD) Control Rod Drive
5. (a) Applicable Construction Code Section III, 1971 Edition, NO Addenda, Code Cases 1361-1, 1361-2
(b) Applicable Edition of Section XI Utilized for Repairs or Replacements-19 89, No. Ad, Code Cases None
6. Identification of Components Repaired or Replaced, and Replacement Components

Name of Component	Name of Mfr.	Mfrs. Ser. No.	Nat'l Bd. No.	CRN No.	Other Identification	Year Built	Repaired Replaced, Replacement	ASME Code Stamped (Yes or No)
CRD Assembly	G.E.	A962	N/A	N/A	2C11-D3439	*	Replaced	N/A
CRD Assembly	G.E.	A8345	N/A	N/A	RIN 58281	2000**	Replacement	N/A
CRD Cylinder Tube & Flange	G.E.	8211	N/A	N/A	2C11-D3439	*	Replaced	N/A
CRD Cylinder Tube & Flange	G.E.	A8345	N/A	N/A	RIN 58281	1992	Replacement	N/A
CRD Capscrews	G.E.	*	N/A	N/A	2C11-D3439	*	Replaced	N/A
CRD Capscrews	Nova	Code SJH	N/A	N/A	2C11-D3439	2000	Replacement	N/A

7. Description of Work Class 1 Replacement. * = Per N-5 Code Data Report on file at LaSalle County Station.
8. Tests Conducted: Hydrostatic ☐ Pneumatic ☒ Normal Operating Pressure ☐ Other ☐
Pressure 1030 psi Test Temp. Amb Deg. F
9. Remarks CRD SN# A8345 was refurbished and its Cylinder Tube & Flange replaced with documentation provided (Applicable Manufacturer's Data Report to be Attached)
Under Quality Receipt Inspection 58281 and installed as a replacement for SN# A962 under work request 990143266. Replacement Cylinder Tube & Flange are ASME Section III, Class 1, 1974 Edition, W75 Ad. with Code Case 1361-2 reconciled per PTE M93-0535-02. Replacement Capscrews are ASME Section III, Class 1, 1986 Edition, No Addendum, reconciled per PTE M91-007-0320-01. PTEs are on file at LaSalle County Station.

CERTIFICATION OF COMPLIANCE

We certify that the statements made in the report are correct and this Replacement conforms to the rules of the ASME Code, Section XI. (repair or replacement)

Type Code Symbol Stamp NONE

Certificate of Authorization No. N/A Expiration Date N/A

Signed *John I. Lacey* ISI Coordinator Date January 31, 20 01
Owner or Owner's Designee, Title

CERTIFICATE OF INSERVICE INSPECTION

I, The undersigned, holding a valid commission issued by the National Board of Boiler and Pressure Vessel Inspectors and the State or Province of Illinois and employed by Hartford Steam Boiler Insp. & Ins. Co. Of Hartford, CT. have inspected the components described in this Owner's Report during the period L2R07 to L2R08 and state that to the best of my knowledge and belief, the Owner has performed examinations and taken corrective measures described in this owner's Report in accordance with the requirements of the ASME Code, Section XI. By signing this certificate neither the Inspector nor his employer makes any warranty, expressed or implied, concerning the examinations and corrective measures described in this Owner's Report. Furthermore, Neither the Inspector nor his employer shall be liable in any manner for any personal injury or property damage or a loss of any kind arising from or connected with this inspection.

Ricky W. White Commissions IL 1927
Inspector's Signature National Board, State, Province, and Endorsements
Date 1-31-20 01

2 3 4 8 6 7 3 0 0

FORM N-2 NPT CERTIFICATE HOLDERS' DATA REPORT FOR NUCLEAR PART AND APPURTENANCES*
As required by the Provision of the ASME Code Rules, Section III, Div. I

1. Manufactured & Certified by : General Electric Company Nuclear Fuel & Components Manufacturing (GE NF & CM)
2117 Castle Hayne Road, Wilmington, North Carolina 28401
(Name and Address of NPT Certificate Holder)
- (b) Manufactured for : Quad Cities 1 Cordova, Illinois 61242
(Name and Address of N Certificate Holder for completed nuclear component)
2. Identification - Certificate Holder's S/N of Part : A8345 Nat'l Bd. No. N/A
- (a) Constructed According to Drawing No: 919D258G003 Rev 17 Dwg. Prepared by D. L. Peterson
- (b) Description of Part Inspected: Cylinder Tube & Flange
- (c) Applicable ASME Code: Section III, Edition 1974, Addenda Date W'75, Case No. N207 1361-2 Class 1
3. REMARKS: Standard part for use with Reactor. Hydrostatically tested at 1825 psi, min.
(Brief description of service for which component was designed)

Sheet 1 of 2

We certify that the statements in this report are correct and this vessel part or appurtenance as defined in the code conforms to the rules of construction of the ASME Code Section III. (The applicable Designed Specification and Stress Report are not the responsibility of the NPT Certificate Holder for parts. An NPT Certification Holder for appurtenances is responsible for furnishing a separate Design Specification and Stress Report if the appurtenance is not included in the component Design Specification and Stress Report).

Date: 09/25/92Signed GE - NEBG - NF & CM - QA
(NPT Certificate Holder)By [Signature]
(QC QA Representative)Certificate of Authorization Expires: 6/16/93 Certification of Authorization No. : NPTN-1151

Certification of Design for Appurtenance

Design information on file at GE Company, San Jose, CaliforniaStress analysis report on file at GE Company, San Jose, California

DC22A6253 Rev. 1

Design specification certified by Bjorn Haaberg Prof. Eng. State Calif. Reg. No. 15570

DC22A6254 Rev 1

Stress analysis report certified by Edward Yoshio Prof. Eng. State Calif. Reg. No. M018646

Certification of Shop Inspection

I, the undersigned, holding a valid commission by the National Board of Boiler and Pressure Inspectors and/or the State or Province of North Carolina and employed by Department of Labor of State of North Carolina have inspected the part of a pressure vessel described in this Partial Data Report on 9/23, 1992 and state that to the best of my knowledge and belief, the NPT Certificate Holder has constructed this part in accordance with the ASME Code Section III.

By signing this certificate, neither the Inspector nor his employer makes any warranty, expressed or implied, concerning the part described in the Partial Data Report. Furthermore, neither the Inspector nor his employer shall be liable in any manner for any personal injury or property damages or a loss of any kind arising from or connected with this inspection.

Date 9/25, 1992Inspector's Signature [Signature]National Board, State, Province And No. NC 1231, Ohio, WC 3686 PA

*Supplemental sheets in form of lists, sketches or drawing may be used provided (1) size is 8-1/2" x 11", (2) information in 1-2 on this Data Report is included on each sheet, and (3) each sheet is numbered and number of sheets is recorded in Item 3. "REMARKS".

FORM N-2 (back)

Items 4-8 Incl. to be completed for single wall vessels, jackets vessels, or shells of heat exchangers.

4. Shell: Material _____ T.S. _____ Nominal Thickness _____ in. Corrosion Allowance _____ in. Dia. _____ ft. _____ in. Length _____ ft. _____ in.
(Kind & Spec. No.) (Min. of Range Specified)

5. Seams: Long _____ H.T. _____ R.T. _____ Efficiency _____ %
Girth _____ H.T. _____ R.T. _____ No. of Courses _____

6. Heads: (a) Material _____ T.S. _____ (b) Material _____ T.S. _____

	Location (Top Bottom, Ends)	Thickness	Crown Radius	Knuckle Radius	Elliptical Ratio	Conical Apex Angle	Hemispherical Radius	Flat Diameter	Side to Press. (conv. or conc.)
(a)	_____	_____	_____	_____	_____	_____	_____	_____	_____
(b)	_____	_____	_____	_____	_____	_____	_____	_____	_____

If removable, bolts used _____

(Material, Spec. No., T.B. Size Number)

Other fastening _____

(Describe or attach sketch)

7. Jacket Closure: _____

(Describe as ogee and weld, bar, etc. If bar give dimensions, if bolts, describe or sketch)

Drop Weight _____

Charpy Impact _____ ft-lb

8. Design pressure ² _____ 1250 _____ psi at _____ 575 _____ ° F at temp of _____ ° F

Items 9 and 10 to be completed for tube sections

9. Tube Sheets: Stationary. Material _____ Dia. _____ Thickness _____ in. Attachment _____
(Kind & Spec. No.) (Subject to pressure) (Welded, Bolted)

Floating. Material _____

Dia. _____

Thickness _____ in.

Attachment _____

(Welded, Bolted)

10. Tubes: Material _____ O.D. _____ in. Thickness _____ inches or gage. Number _____ Type _____
(Str. or U)

Items 11 - 14 Incl. to be completed for inner chambers of jacketed vessels, or channels of heat exchangers.

11. Shell: Material _____ T.S. _____ Nominal Thickness _____ in. Corrosion Allowance _____ in. Dia. _____ ft. _____ in. Length _____ ft. _____ in.
(Kind & Spec. No.) (Min. of Range Specified)

12. Seams: Long _____ H.T. _____ R.T. _____ Efficiency _____ %
Girth _____ H.T. _____ R.T. _____ No. of Courses _____

13. Heads: (a) Material _____ T.S. _____ (b) Material _____ T.S. _____

	Location	Thickness	Crown Radius	Knuckle Radius	Elliptical Ratio	Conical Apex Angle	Hemispherical Radius	Flat Diameter	Side to Press. (conv. or conc.)
(a) Top, bottom, ends	_____	_____	_____	_____	_____	_____	_____	_____	_____
(b) Channel	_____	_____	_____	_____	_____	_____	_____	_____	_____

If removable, bolts used (a) _____

(b) _____

(c) _____

Other fastening _____

(Describe or attach sketch)

Drop Weight _____

Charpy Impact _____ ft-lb

14. Design pressure ² _____ psi at _____ ° F at temp of _____ ° F

Items below to be completed for all vessels where applicable.

15. Safety Valve Outlets: Number _____ Size _____ Location _____

Nozzles: Purpose (Inlet, Outlet, Drain)	Number	Dia. or Size	Type	Material	Thickness	Reinforcement Material	How Attached
_____	_____	_____	_____	_____	_____	_____	_____
_____	_____	_____	_____	_____	_____	_____	_____

17. Inspection Openings: Manholes, No. _____ Size _____ Location _____
Handholes, No. _____ Size _____ Location _____
Threaded, No. _____ Size _____ Location _____

18. Supports: Skirt _____ Lugs _____ Legs _____ Other _____ Attached _____
(Yes or No) (Number) (Number) (Describe) (Where & How)

1 - If Postweld Heat-Treated.

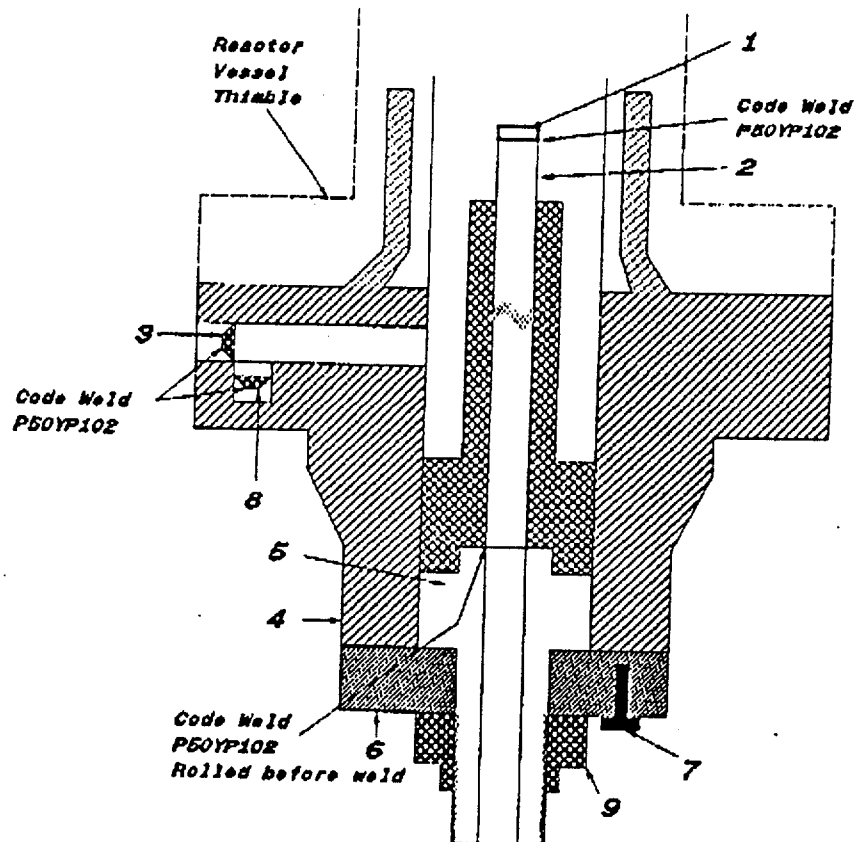
2 - List other internal or external pressure with coincident temperature when applicable.

FORM N-2 NPT CERTIFICATE HOLDERS' DATA REPORT FOR NUCLEAR PART AND APPURTENANCES*
 As required by the Provision of the ASME Code Rules, Section III, Div. I

1. Manufactured & Certified by : General Electric Company Nuclear Fuel & Components Manufacturing (GE NF & CM)
2117 Castle Hayne Road, Wilmington, North Carolina 28401
 (Name and Address of NPT Certificate Holder)
- (b) Manufactured for : Quad Cities 1 Cordova, Illinois 61242
 (Name and Address of N Certificate Holder for completed nuclear component)
2. Identification - Certificate Holder's S/N of Part : A8345 Nat'l Bd. No. N/A
- (a) Constructed According to Drawing No: 919D258G003 Rev 17 Dwg. Prepared by D.L. Peterson
- (b) Description of Part Inspected: Cylinder Tube & Flange
- (c) Applicable ASME Code: Section III, Edition 1974, Addenda Data W'75, Case No. N207 1361-2 Class 1
3. REMARKS: Standard part for use with Reactor. Hydrostatically tested at 1825 psi. min.
 (Brief description of service for which component was designed)

Sheet 2 of 2

1. Cap 166B9274P001
SA182 - F304
3/8" thick x 1 1/16" OD
2. Indicator Tube 166B9313P001
SA312 - TP316
3/4" sch 40 - seamless pipe
0.113" wall thickness
1.065" max. dia.
3. Plug 159A1176P001
SA182 - F304
1/4" thick x 0.812" OD
4. Flange 919D610P001 (719E474)
SA182 - F304
3.37" thick x 9 5/8" OD
5. Base 137C5311P001
SA182 - F304
7/8" thick x 2.875" dia.
6. Ring Flange 114B5122P002, P003
137C8151P001, P002
SA182 - F304
1" thick x 5.0" OD x 1.75" ID
7. Cap Screw 117C4516P002
SA193 - B6
6 ea. 1/2" dia. on 4 1/8" bolt circle
8. Plug 175A7961P001
SA182 - F304
0.38" thick x 1.307" dia.
9. Nut 137C5934P001
XM - 19 SA479
1.30" thick x 2.62" dia.



FORM NIS-2 OWNER'S REPORT OF REPAIR OR REPLACEMENT
As Required by the Provisions of ASME Code Section XI

1. Owner Commonwealth Edison Company Date 11/16/00
(Name)
One First National Plaza, Chicago, IL, 60690 Sheet 1 of 1
(Address)
2. Plant LaSalle County Nuclear Station Unit 2 990143267
(Name) Repair Organization, P.O. No., Job No., etc.
2601 N. 21st Rd. Marseilles, IL 61341
(Address)
3. Work Performed by Mechanical Maintenance Type Code Symbol Stamp N/A
(Name) Authorization No. N/A
Mechanical Maintenance Expiration Date N/A
(Address)
4. Identification of System (RD) Control Rod Drive
5. (a) Applicable Construction Code Sect III 1971 Edition No., Addenda, Code Cases 1361-1, 1361-2
(b) Applicable Edition of Section XI Utilized for Repairs or Replacements-1989, No Ad, Code Cases None
6. Identification of Components Repaired or Replaced, and Replacement Components

Name of Component	Name of Mfr.	Mfrs. Ser. No.	Nat'l Bd. No.	CRN No.	Other Identification	Year Built	Repaired Replaced, Replacement	ASME Code Stamped (Yes or No)
CRD Assembly	GE	S/N A8585	N/A	N/A	2C11-D3443	*	Replaced	N/A
CRD Assembly	GE	S/N 7494	N/A	N/A	RIN 58281	2000**	Replacement	N/A
(8) CRD Capscrews	*	*	N/A	N/A	2C11-D3443	*	Replaced	N/A
(8) CRD Capscrews	NOVA	Ht Code SJH	N/A	N/A	2C11-D3443	2000**	Replacement	N/A

7. Description of Work Class 1 Replacement Replaced CRD and CRD Flange Capscrews.
8. Tests Conducted: Hydrostatic ☐ Pneumatic ☐ Normal Operating Pressure ☒ Other Visual
Pressure 1030 psi Test Temp. Amb. Deg. F
9. Remarks * = Per N-5 Code Data Report on file at LaSalle County Station. CRD SN# 7494 was refurbished with documentation provided under Quality Receipt Inspection # 58281 and installed as a replacement for SN# A8585. Under work request 990143267. ** = Replacement CRD Code of Construction is ASME Section III, 1971 Ed. S73 & W73 Ad. Reconciled to the original per PTEs PTE 88-013 & PTE 88-396 on file at LaSalle Station. Replacement Capscrew Code of Construction is ASME Section III, Class 1, 1986 Ed. No Ad. Reconciled to the original Code of Construction per PTE M91-007-0320-01 on file at LaSalle Station.
(Applicable Manufacturer's Data Report to be Attached)

CERTIFICATION OF COMPLIANCE

We certify that the statements made in the report are correct and this Replacement conforms to the rules of the ASME Code, Section XI. (repair or replacement)

Type Code Symbol Stamp NONE

Certificate of Authorization No. N/A Expiration Date N/A

Signed [Signature] ISI Coordinator Date January 24, 20 01
Owner or Owner's Designee, Title

CERTIFICATE OF INSERVICE INSPECTION

I, The undersigned, holding a valid commission issued by the National Board of Boiler and Pressure Vessel Inspectors and the State or Province of Illinois and employed by Hartford Steam Boiler Insp. & Ins. Co. Of Hartford, CT. have inspected the components described in this Owner's Report during the period L2R07 to L2R08 and state that to the best of my knowledge and belief, the Owner has performed examinations and taken corrective measures described in this owner's Report in accordance with the requirements of the ASME Code, Section XI. By signing this certificate neither the Inspector nor his employer makes any warranty, expressed or implied, concerning the examinations and corrective measures described in this Owner's Report. Furthermore, Neither the Inspector nor his employer shall be liable in any manner for any personal injury or property damage or a loss of any kind arising from or connected with this inspection.

[Signature] Commissions IL 1927
Inspector's Signature National Board, State, Province, and Endorsements
Date 1-26-2001

FORM NIS-2 OWNER'S REPORT OF REPAIR OR REPLACEMENT
As Required by the Provisions of ASME Code Section XI

1. Owner Commonwealth Edison Company Date 11/16/00
(Name)
One First National Plaza, Chicago, IL, 60690 Sheet 1 of 1
(Address)
2. Plant LaSalle County Nuclear Station Unit 2 990143268
(Name) Repair Organization, P.O. No., Job No., etc.
2601 N. 21st Rd. Marseilles, IL 61341
(Address)
3. Work Performed by Mechanical Maintenance Type Code Symbol Stamp N/A
(Name) Authorization No. N/A
Mechanical Maintenance Expiration Date N/A
(Address)
4. Identification of System (RD) Control Rod Drive
5. (a) Applicable Construction Code Section III, 1971 Edition No., Addenda, Code Cases 1361-1, 1361-2
(b) Applicable Edition of Section XI Utilized for Repairs or Replacements-1989, No Ad, Code Cases None
6. Identification of Components Repaired or Replaced, and Replacement Components

Name of Component	Name of Mfr.	Mfrs. Ser. No.	Nat'l Bd. No.	CRN No.	Other Identification	Year Built	Repaired Replaced, Replacement	ASME Code Stamped (Yes or No)
CRD Assembly	GE	S/N 7533	N/A	N/A	2C11-D4259	*	Replaced	N/A
CRD Assembly	GE	S/N 9038	N/A	N/A	RIN 58281	2000**	Replacement	N/A
(8) CRD Capscrews	*	*	N/A	N/A	2C11-D4259	*	Replaced	N/A
(8) CRD Capscrews	NOVA	Ht Code SJH	N/A	N/A	2C11-D4259	2000**	Replacement	N/A

7. Description of Work Class 1 Replacement Replaced CRD and CRD Flange Capscrews.
8. Tests Conducted: Hydrostatic ☐ Pneumatic ☐ Normal Operating Pressure ☒ Other Visual
Pressure 1030 psi Test Temp. Amb. Deg. F
9. Remarks * = Per N-5 Code Data Report on file at LaSalle County Station. CRD SN# 9038 was refurbished with documentation provided under Quality Receipt Inspection # 58281 and installed as a replacement for SN# 7533. Under work request 990143268. ** = Replacement CRD Code of Construction is ASME Section III, 1971 Ed. S73 & W73 Ad. Reconciled to the original per PTEs PTE 88-013 & PTE 88-396 on file at LaSalle Station. Replacement Capscrew Code of Construction is ASME Section III, Class 1, 1986 Ed. No Ad. Reconciled to the original Code of Construction per PTE M91-007-0320-01 on file at LaSalle Station.
(Applicable Manufacturer's Data Report to be Attached)

CERTIFICATION OF COMPLIANCE

We certify that the statements made in the report are correct and this Replacement conforms to the rules of the ASME Code, Section XI. (repair or replacement)

Type Code Symbol Stamp NONE

Certificate of Authorization No. N/A Expiration Date N/A

Signed [Signature] ISI Coordinator Date January 24, 20 01
Owner or Owner's Designee, Title

CERTIFICATE OF INSERVICE INSPECTION

I, The undersigned, holding a valid commission issued by the National Board of Boiler and Pressure Vessel Inspectors and the State or Province of Illinois and employed by Hartford Steam Boiler Insp. & Ins. Co. Of Hartford, CT. have inspected the components described in this Owner's Report during the period L2R07 to L2R08, and state that to the best of my knowledge and belief, the Owner has performed examinations and taken corrective measures described in this owner's Report in accordance with the requirements of the ASME Code, Section XI. By signing this certificate neither the Inspector nor his employer makes any warranty, expressed or implied, concerning the examinations and corrective measures described in this Owner's Report. Furthermore, Neither the Inspector nor his employer shall be liable in any manner for any personal injury or property damage or a loss of any kind arising from or connected with this inspection.

[Signature] Commissions IL 1927
Inspector's Signature National Board, State, Province, and Endorsements
Date 1-26-20 01

FORM NIS-2 OWNER'S REPORT OF REPAIR OR REPLACEMENT
As Required by the Provisions of ASME Code Section XI

1. Owner Commonwealth Edison Company Date 11/16/00
(Name)
One First National Plaza, Chicago, IL, 60690 Sheet 1 of 1
(Address)
2. Plant LaSalle County Nuclear Station Unit 2 990143270
(Name)
2601 N. 21st Rd. Marseilles, IL 61341 Repair Organization, P.O. No., Job No., etc.
(Address)
3. Work Performed by Mechanical Maintenance Type Code Symbol Stamp N/A
(Name)
Mechanical Maintenance Authorization No. N/A
(Address) Expiration Date N/A
4. Identification of System (RD) Control Rod Drive
5. (a) Applicable Construction Code Sect III 1971 Edition No., Addenda, Code Cases 1361-1, 1361-2
(b) Applicable Edition of Section XI Utilized for Repairs or Replacements-1989, No Ad, Code Cases None
6. Identification of Components Repaired or Replaced, and Replacement Components

Name of Component	Name of Mfr.	Mfrs. Ser. No.	Nat'l Bd. No.	CRN No.	Other Identification	Year Built	Repaired Replaced, Replacement	ASME Code Stamped (Yes or No)
CRD Assembly	GE	S/N 9609	N/A	N/A	2C11-D5427	*	Replaced	N/A
CRD Assembly	GE	S/N 9585	N/A	N/A	RIN 58281	2000**	Replacement	N/A
(8) CRD Capscrews	*	*	N/A	N/A	2C11-D5427	*	Replaced	N/A
(8) CRD Capscrews	NOVA	Ht Code SJH	N/A	N/A	2C11-D5427	2000**	Replacement	N/A

7. Description of Work Class 1 Replacement, Replaced CRD and CRD Flange Capscrews.
8. Tests Conducted: Hydrostatic ☐ Pneumatic ☐ Normal Operating Pressure ☒ Other Visual
Pressure 1030 psi Test Temp. Amb. Deg. F
9. Remarks * = Per N-5 Code Data Report on file at LaSalle County Station. CRD SN# 9585 was refurbished with documentation provided under Quality Receipt Inspection # 58281 and installed as a replacement for SN# 9609. Under work request 990143270. ** = Replacement CRD Code of Construction is ASME Section III, 1971 Ed. S73 & W73 Ad. Reconciled to the original per PTEs PTE 88-013 & PTE 88-396 on file at LaSalle Station. Replacement Capscrew Code of Construction is ASME Section III, Class 1, 1986 Ed. No Ad. Reconciled to the original Code of Construction per PTE M91-007-0320-01 on file at LaSalle Station.
(Applicable Manufacturer's Data Report to be Attached)

CERTIFICATION OF COMPLIANCE

We certify that the statements made in the report are correct and this Replacement conforms to the rules of the ASME Code, Section XI. (repair or replacement)

Type Code Symbol Stamp NONE

Certificate of Authorization No. N/A Expiration Date N/A

Signed *Steve C. Lewis* ISI Coordinator Date January 24, 20 01
Owner or Owner's Designee, Title

CERTIFICATE OF INSERVICE INSPECTION

I, The undersigned, holding a valid commission issued by the National Board of Boiler and Pressure Vessel Inspectors and the State or Province of Illinois and employed by Hartford Steam Boiler Insp. & Ins. Co. Of Hartford, CT. have inspected the components described in this Owner's Report during the period L2R07 to L2R08,

and state that to the best of my knowledge and belief, the Owner has performed examinations and taken corrective measures described in this owner's Report in accordance with the requirements of the ASME Code, Section XI. By signing this certificate neither the Inspector nor his employer makes any warranty, expressed or implied, concerning the examinations and corrective measures described in this Owner's Report. Furthermore, Neither the Inspector nor his employer shall be liable in any manner for any personal injury or property damage or a loss of any kind arising from or connected with this inspection.

Ricky W. White Commissions IL 1927
Inspector's Signature National Board, State, Province, and Endorsements
Date 1-26- 20 01

FORM NIS-2 OWNER'S REPORT OF REPAIR OR REPLACEMENT
As Required by the Provisions of ASME Code Section XI

1. Owner Commonwealth Edison Company Date 11/16/00
(Name)
One First National Plaza, Chicago, IL, 60690 Sheet 1 of 1
(Address)
2. Plant LaSalle County Nuclear Station Unit 2 990143271
(Name) Repair Organization, P.O. No., Job No., etc.
2601 N. 21st Rd. Marseilles, IL 61341
(Address)
3. Work Performed by Mechanical Maintenance Type Code Symbol Stamp N/A
(Name) Authorization No. N/A
Mechanical Maintenance Expiration Date N/A
(Address)
4. Identification of System (RD) Control Rod Drive
5. (a) Applicable Construction Code Sect III, 1971 Edition No. Addenda, Code Cases 1361-1, 1361-2
(b) Applicable Edition of Section XI Utilized for Repairs or Replacements-1989, No Ad, Code Cases None
6. Identification of Components Repaired or Replaced, and Replacement Components

Name of Component	Name of Mfr.	Mfrs. Ser. No.	Nat'l Bd. No.	CRN No.	Other Identification	Year Built	Repaired Replaced, Replacement	ASME Code Stamped (Yes or No)
CRD Assembly	GE	S/N 9387	N/A	N/A	2C11-D5819	*	Replaced	N/A
CRD Assembly	GE	S/N 9379	N/A	N/A	RIN 58281	2000**	Replacement	N/A
(8) CRD Capscrews	*	*	N/A	N/A	2C11-D5819	*	Replaced	N/A
(8) CRD Capscrews	NOVA	Ht Code SJH	N/A	N/A	2C11-D5819	2000**	Replacement	N/A

7. Description of Work Class 1 Replacement Replaced CRD and CRD Flange Capscrews.
8. Tests Conducted: Hydrostatic ☐ Pneumatic ☐ Normal Operating Pressure ☒ Other Visual
Pressure 1030 psi Test Temp. Amb. Deg. F
9. Remarks * = Per N-5 Code Data Report on file at LaSalle County Station. CRD SN# 9379 was refurbished with documentation provided under Quality Receipt Inspection # 58281 and installed as a replacement for SN# 9387. Under work request 990143271. ** = Replacement CRD Code of Construction is ASME Section III, 1971 Ed. S73 & W73 Ad. Reconciled to the original per PTEs PTE 88-013 & PTE 88-396 on file at LaSalle Station. Replacement Capscrew Code of Construction is ASME Section III, Class 1, 1986 Ed. No Ad. Reconciled to the original Code of Construction per PTE M91-007-0320-01 on file at LaSalle Station.
(Applicable Manufacturer's Data Report to be Attached)

CERTIFICATION OF COMPLIANCE

We certify that the statements made in the report are correct and this Replacement conforms to the rules of the ASME Code, Section XI. (repair or replacement)

Type Code Symbol Stamp NONE

Certificate of Authorization No. N/A Expiration Date N/A

Signed *Shirley C. Jones* ISI Coordinator Date January 24, 20 01
Owner or Owner's Designee, Title

CERTIFICATE OF INSERVICE INSPECTION

I, The undersigned, holding a valid commission issued by the National Board of Boiler and Pressure Vessel Inspectors and the State or Province of Illinois and employed by Hartford Steam Boiler Insp. & Ins. Co. Of Hartford, CT. have inspected the components described in this Owner's Report during the period L2R07 to L2R08

and state that to the best of my knowledge and belief, the Owner has performed examinations and taken corrective measures described in this owner's Report in accordance with the requirements of the ASME Code, Section XI. By signing this certificate neither the Inspector nor his employer makes any warranty, expressed or implied, concerning the examinations and corrective measures described in this Owner's Report. Furthermore, Neither the Inspector nor his employer shall be liable in any manner for any personal injury or property damage or a loss of any kind arising from or connected with this inspection.

Ricky W. White Commissions IL 1927
Inspector's Signature National Board, State, Province, and Endorsements
Date 1-26-20 01

FORM NIS-2 OWNER'S REPORT OF REPAIR OR REPLACEMENT
As Required by the Provisions of ASME Code Section XI

1. Owner Commonwealth Edison Company Date 11/16/00
(Name)
One First National Plaza, Chicago, IL, 60690 Sheet 1 of 1
(Address)
2. Plant LaSalle County Nuclear Station Unit 2 990143272
(Name)
2601 N. 21st Rd. Marseilles, IL 61341 Repair Organization, P.O. No., Job No., etc.
(Address)
3. Work Performed by Mechanical Maintenance Type Code Symbol Stamp N/A
(Name)
Mechanical Maintenance Authorization No. N/A
(Address) Expiration Date N/A
4. Identification of System (RD) Control Rod Drive
5. (a) Applicable Construction Code Sect III 1971 Edition No., Addenda, Code Cases 1361-1, 1361-2
(b) Applicable Edition of Section XI Utilized for Repairs or Replacements-1989, No Ad, Code Cases None
6. Identification of Components Repaired or Replaced, and Replacement Components

Name of Component	Name of Mfr.	Mfrs. Ser. No.	Nat'l Bd. No.	CRN No.	Other Identification	Year Built	Repaired Replaced, Replacement	ASME Code Stamped (Yes or No)
CRD Assembly	GE	S/N A2665	N/A	N/A	2C11-D5827	*	Replaced	N/A
CRD Assembly	GE	S/N 7522A	N/A	N/A	RIN 58281	2000**	Replacement	N/A
(8) CRD Capscrews	*	*	N/A	N/A	2C11-D5827	*	Replaced	N/A
(8) CRD Capscrews	NOVA	Ht Code SJH	N/A	N/A	2C11-D5827	2000**	Replacement	N/A

7. Description of Work Class 1 Replacement Replaced CRD and CRD Flange Capscrews.
8. Tests Conducted: Hydrostatic ☐ Pneumatic ☐ Normal Operating Pressure ☒ Other Visual
Pressure 1030 psi Test Temp. Amb. Deg. F
9. Remarks * = Per N-5 Code Data Report on file at LaSalle County Station. CRD SN# 7522A was refurbished with documentation provided under Quality Receipt Inspection # 58281 and installed as a replacement for SN# A2665. Under work request 990143272. ** = Replacement CRD Code of Construction is ASME Section III, 1971 Ed. S73 & W73 Ad. Reconciled to the original per PTEs PTE 88-013 & PTE 88-396 on file at LaSalle Station. Replacement Capscrew Code of Construction is ASME Section III, Class 1, 1986 Ed. No Ad. Reconciled to the original Code of Construction per PTE M91-007-0320-01 on file at LaSalle Station.
(Applicable Manufacturer's Data Report to be Attached)

CERTIFICATION OF COMPLIANCE

We certify that the statements made in the report are correct and this Replacement conforms to the rules of the ASME Code, Section XI. (repair or replacement)

Type Code Symbol Stamp NONE

Certificate of Authorization No. N/A Expiration Date N/A

Signed *John C. Lewis* ISI Coordinator Date January 24, 20 01
Owner or Owner's Designee, Title

CERTIFICATE OF INSERVICE INSPECTION

I, The undersigned, holding a valid commission issued by the National Board of Boiler and Pressure Vessel Inspectors and the State or Province of Illinois and employed by Hartford Steam Boiler Insp. & Ins. Co. Of Hartford, CT. have inspected the components described in this Owner's Report during the period L2R07 to L2R08,

and state that to the best of my knowledge and belief, the Owner has performed examinations and taken corrective measures described in this owner's Report in accordance with the requirements of the ASME Code, Section XI. By signing this certificate neither the Inspector nor his employer makes any warranty, expressed or implied, concerning the examinations and corrective measures described in this Owner's Report. Furthermore, Neither the Inspector nor his employer shall be liable in any manner for any personal injury or property damage or a loss of any kind arising from or connected with this inspection.

Rocky W. White Commissions IL 1927
Inspector's Signature National Board, State, Province, and Endorsements
Date 1-26- 20 01

FORM NIS-2 OWNER'S REPORT OF REPAIR OR REPLACEMENT
As Required by the Provisions of ASME Code Section XI

1. Owner Commonwealth Edison Company Date 11/16/00
(Name)
One First National Plaza, Chicago, IL, 60690 Sheet 1 of 1
(Address)
2. Plant LaSalle County Nuclear Station Unit 2 990143273
(Name) Repair Organization, P.O. No., Job No., etc.
2601 N. 21st Rd. Marseilles, IL 61341
(Address)
3. Work Performed by Mechanical Maintenance Type Code Symbol Stamp N/A
(Name) Authorization No. N/A
Mechanical Maintenance Expiration Date N/A
(Address)
4. Identification of System (RD) Control Rod Drive
5. (a) Applicable Construction Code Sect III 1971 Edition No. Addenda, Code Cases 1361-1, 1361-2
(b) Applicable Edition of Section XI Utilized for Repairs or Replacements-1989, No Ad, Code Cases None
6. Identification of Components Repaired or Replaced, and Replacement Components

Name of Component	Name of Mfr.	Mfrs. Ser. No.	Nat'l Bd. No.	CRN No.	Other Identification	Year Built	Repaired Replaced, Replacement	ASME Code Stamped (Yes or No)
CRD Assembly	GE	S/N 8503	N/A	N/A	2C11-D5843	*	Replaced	N/A
CRD Assembly	GE	S/N 9535	N/A	N/A	RIN 58281	2000**	Replacement	N/A
(8) CRD Capscrews	*	*	N/A	N/A	2C11-D5843	*	Replaced	N/A
(8) CRD Capscrews	NOVA	Ht Code SJH	N/A	N/A	2C11-D5843	2000**	Replacement	N/A

7. Description of Work Class 1 Replacement Replaced CRD and CRD Flange Capscrews.
8. Tests Conducted: Hydrostatic ☐ Pneumatic ☐ Normal Operating Pressure ☒ Other Visual
Pressure 1030 psi Test Temp. Amb. Deg. F
9. Remarks * = Per N-5 Code Data Report on file at LaSalle County Station. CRD SN# 9535 was refurbished with documentation provided under Quality Receipt Inspection # 58281 and installed as a replacement for SN# 8503. Under work request 990143273. ** = Replacement CRD Code of Construction is ASME Section III, 1971 Ed. S73 & W73 Ad. Reconciled to the original per PTEs PTE 88-013 & PTE 88-396 on file at LaSalle Station. Replacement Capscrew Code of Construction is ASME Section III, Class 1, 1986 Ed. No Ad. Reconciled to the original Code of Construction per PTE M91-007-0320-01 on file at LaSalle Station.
(Applicable Manufacturer's Data Report to be Attached)

CERTIFICATION OF COMPLIANCE

We certify that the statements made in the report are correct and this Replacement conforms to the rules of the ASME Code, Section XI. (repair or replacement)

Type Code Symbol Stamp NONE

Certificate of Authorization No. N/A Expiration Date N/A

Signed *John C. Toles* ISI Coordinator Date January 24, 20 01
Owner or Owner's Designee, Title

CERTIFICATE OF INSERVICE INSPECTION

I, The undersigned, holding a valid commission issued by the National Board of Boiler and Pressure Vessel Inspectors and the State or Province of Illinois and employed by Hartford Steam Boiler Insp. & Ins. Co. Of Hartford, CT. have inspected the components described in this Owner's Report during the period L2R07 to L2R08, and state that to the best of my knowledge and belief, the Owner has performed examinations and taken corrective measures described in this owner's Report in accordance with the requirements of the ASME Code, Section XI. By signing this certificate neither the Inspector nor his employer makes any warranty, expressed or implied, concerning the examinations and corrective measures described in this Owner's Report. Furthermore, Neither the Inspector nor his employer shall be liable in any manner for any personal injury or property damage or a loss of any kind arising from or connected with this inspection.

Nate W. White Commissions IL 1927
Inspector's Signature National Board, State, Province, and Endorsements
Date 1-26- 20 01

FORM NIS-2 OWNER'S REPORT OF REPAIR OR REPLACEMENT
As Required by the Provisions of ASME Code Section XI

1. Owner Commonwealth Edison Company Date 11/16/00
(Name)
One First National Plaza, Chicago, IL, 60690 Sheet 1 of 1
(Address)
2. Plant LaSalle County Nuclear Station Unit 2 990143274
(Name)
2601 N. 21st Rd. Marseilles, IL 61341 Repair Organization, P.O. No., Job No., etc.
(Address)
3. Work Performed by Mechanical Maintenance Type Code Symbol Stamp N/A
(Name)
Mechanical Maintenance Authorization No. N/A
(Address) Expiration Date N/A
4. Identification of System (RD) Control Rod Drive
5. (a) Applicable Construction Code Sect III 1971 Edition No. Addenda, Code Cases 1361-1, 1361-2
(b) Applicable Edition of Section XI Utilized for Repairs or Replacements-1989, No Ad, Code Cases None
6. Identification of Components Repaired or Replaced, and Replacement Components

Name of Component	Name of Mfr.	Mfrs. Ser. No.	Nat'l Bd. No.	CRN No.	Other Identification	Year Built	Repaired Replaced, Replacement	ASME Code Stamped (Yes or No)
CRD Assembly	GE	S/N 9413	N/A	N/A	2C11-D5011	*	Replaced	N/A
CRD Assembly	GE	S/N 8182	N/A	N/A	RIN 58281	2000**	Replacement	N/A
(8) CRD Capscrews	*	*	N/A	N/A	2C11-D5011	*	Replaced	N/A
(8) CRD Capscrews	NOVA	Ht Code SJH	N/A	N/A	2C11-D5011	2000**	Replacement	N/A

7. Description of Work Class 1 Replacement Replaced CRD and CRD Flange Capscrews.
8. Tests Conducted: Hydrostatic ☐ Pneumatic ☐ Normal Operating Pressure ☒ Other Visual
Pressure 1030 psi Test Temp. Amb. Deg. F
9. Remarks * = Per N-5 Code Data Report on file at LaSalle County Station. CRD SN# 8182 was refurbished with documentation provided under Quality Receipt Inspection # 58281 and installed as a replacement for SN# 9413. Under work request 990143274. ** = Replacement CRD Code of Construction is ASME Section III, 1971 Ed. S73 & W73 Ad. Reconciled to the original per PTEs PTE 88-013 & PTE 88-396 on file at LaSalle Station. Replacement Capscrew Code of Construction is ASME Section III, Class 1, 1986 Ed. No Ad. Reconciled to the original Code of Construction per PTE M91-007-0320-01 on file at LaSalle Station.
(Applicable Manufacturer's Data Report to be Attached)

CERTIFICATION OF COMPLIANCE

We certify that the statements made in the report are correct and this Replacement conforms to the rules of the ASME Code, Section XI. (repair or replacement)

Type Code Symbol Stamp NONE

Certificate of Authorization No. N/A Expiration Date N/A

Signed [Signature] ISI Coordinator Date January 24, 20 01
Owner or Owner's Designee, Title

CERTIFICATE OF INSERVICE INSPECTION

I, The undersigned, holding a valid commission issued by the National Board of Boiler and Pressure Vessel Inspectors and the State or Province of Illinois and employed by Hartford Steam Boiler Insp. & Ins. Co. Of Hartford, CT. have inspected the components described in this Owner's Report during the period L2R07 to L2R08,

and state that to the best of my knowledge and belief, the Owner has performed examinations and taken corrective measures described in this owner's Report in accordance with the requirements of the ASME Code, Section XI. By signing this certificate neither the Inspector nor his employer makes any warranty, expressed or implied, concerning the examinations and corrective measures described in this Owner's Report. Furthermore, Neither the Inspector nor his employer shall be liable in any manner for any personal injury or property damage or a loss of any kind arising from or connected with this inspection.

[Signature] Commissions IL 1927
Inspector's Signature National Board, State, Province, and Endorsements
Date 1-26- 20 01

FORM NIS-2 OWNER'S REPORT OF REPAIR OR REPLACEMENT
As Required by the Provisions of ASME Code Section XI

1. Owner Commonwealth Edison Company Date 11/16/00
(Name)
One First National Plaza, Chicago, IL, 60690 Sheet 1 of 1
(Address)
2. Plant LaSalle County Nuclear Station Unit 2 990143276
(Name) Repair Organization, P.O. No., Job No., etc.
2601 N. 21st Rd. Marseilles, IL 61341
(Address)
3. Work Performed by Mechanical Maintenance Type Code Symbol Stamp N/A
(Name) Authorization No. N/A
Mechanical Maintenance Expiration Date N/A
(Address)
4. Identification of System (RD) Control Rod Drive
5. (a) Applicable Construction Code Sect III 1971 Edition No., Addenda, Code Cases 1361-1, 1361-2
(b) Applicable Edition of Section XI Utilized for Repairs or Replacements-1989, No Ad, Code Cases None
6. Identification of Components Repaired or Replaced, and Replacement Components

Name of Component	Name of Mfr.	Mfrs. Ser. No.	Nat'l Bd. No.	CRN No.	Other Identification	Year Built	Repaired Replaced, Replacement	ASME Code Stamped (Yes or No)
CRD Assembly	GE	S/N A984	N/A	N/A	2C11-D1447	*	Replaced	N/A
CRD Assembly	GE	S/N 6819	N/A	N/A	RIN 58281	2000**	Replacement	N/A
(8) CRD Capscrews	*	*	N/A	N/A	2C11-D1447	*	Replaced	N/A
(8) CRD Capscrews	NOVA	Ht Code SJH	N/A	N/A	2C11-D1447	2000**	Replacement	N/A


7. Description of Work Class 1 Replacement Replaced CRD and CRD Flange Capscrews.
8. Tests Conducted: Hydrostatic ☐ Pneumatic ☐ Normal Operating Pressure ☒ Other Visual
Pressure 1030 psi Test Temp. Amb. Deg. F
9. Remarks * = Per N-5 Code Data Report on file at LaSalle County Station. CRD SN# 6819 was refurbished with documentation provided under Quality Receipt Inspection # 58281 and installed as a replacement for SN# A984. Under work request 990143276. ** = Replacement CRD Code of Construction is ASME Section III, 1971 Ed. S73 & W73 Ad. Reconciled to the original per PTEs PTE 88-013 & PTE 88-396 on file at LaSalle Station. Replacement Capscrew Code of Construction is ASME Section III, Class 1, 1986 Ed. No Ad. Reconciled to the original Code of Construction per PTE M91-007-0320-01 on file at LaSalle Station.
(Applicable Manufacturer's Data Report to be Attached)

CERTIFICATION OF COMPLIANCE

We certify that the statements made in the report are correct and this Replacement conforms to the rules of the ASME Code, Section XI. (repair or replacement)

Type Code Symbol Stamp NONE

Certificate of Authorization No. N/A Expiration Date N/A

Signed  ISI Coordinator Date January 24, 20 01
Owner or Owner's Designee, Title

CERTIFICATE OF INSERVICE INSPECTION

I, The undersigned, holding a valid commission issued by the National Board of Boiler and Pressure Vessel Inspectors and the State or Province of Illinois and employed by Hartford Steam Boiler Insp. & Ins. Co. Of Hartford, CT. have inspected the components described in this Owner's Report during the period L2R07 to L2R08

and state that to the best of my knowledge and belief, the Owner has performed examinations and taken corrective measures described in this owner's Report in accordance with the requirements of the ASME Code, Section XI. By signing this certificate neither the Inspector nor his employer makes any warranty, expressed or implied, concerning the examinations and corrective measures described in this Owner's Report. Furthermore, Neither the Inspector nor his employer shall be liable in any manner for any personal injury or property damage or a loss of any kind arising from or connected with this inspection.

 Commissions IL 1927
Inspector's Signature National Board, State, Province, and Endorsements
Date 1-26-20 01

FORM NIS-2 OWNER'S REPORT OF REPAIR OR REPLACEMENT
As Required by the Provisions of ASME Code Section XI

1. Owner Commonwealth Edison Company Date 11/17/00
(Name)
One First National Plaza, Chicago, IL, 60690 Sheet 1 of 1
(Address)
2. Plant LaSalle County Nuclear Station Unit 2 990143841
(Name) Repair Organization, P.O. No., Job No., etc.
2601 N. 21st Rd. Marseilles, IL 61341
(Address)
3. Work Performed by Mechanical Maintenance Type Code Symbol Stamp N/A
(Name) Authorization No. N/A
Mechanical Maintenance Expiration Date N/A
(Address)
4. Identification of System (RR) Reactor Recirculation
5. (a) Applicable Construction Code ANSI B31.7 1969 Edition No. Addenda, Code Cases None
(b) Applicable Edition of Section XI Utilized for Repairs or Replacements-1989, No Ad, Code Cases None
6. Identification of Components Repaired or Replaced, and Replacement Components

Name of Component	Name of Mfr.	Mfrs. Ser. No.	Nat'l Bd. No.	CR N No.	Other Identification	Year Built	Repaired Replaced, Replacement	ASME Code Stamped (Yes or No)
Mechanical Snubber	PSA	2735	N/A	N/A	RR00-2001S	*	Replaced	N/A
Hydraulic Snubber	Lisega	61316/58	N/A	N/A	RR00-2001S	1996	Replacement	N/A

7. Description of Work Class 1 Replacement of a Mechanical Snubber with a Hydraulic Snubber.
8. Tests Conducted: Hydrostatic ☐ Pneumatic ☐ Normal Operating Pressure ☐ Other ☒ Visual/Functional
Pressure psi Test Temp. Deg. F
9. Remarks * = Per Original Construction Purchase Specification J-2918 and Installation Specification J-2530.
(Applicable Manufacturer's Data Report to be Attached)

CERTIFICATION OF COMPLIANCE

We certify that the statements made in the report are correct and this Replacement conforms to the rules of the ASME Code, Section XI.
(repair or replacement)

Type Code Symbol Stamp NONE

Certificate of Authorization No. N/A Expiration Date N/A

Signed *[Signature]* ISI Coordinator Date January 30, 2001
Owner or Owner's Designee, Title

CERTIFICATE OF INSERVICE INSPECTION

I, The undersigned, holding a valid commission issued by the National Board of Boiler and Pressure Vessel Inspectors and the State or Province of Illinois and employed by Hartford Steam Boiler Insp. & Ins. Co. Of Hartford, CT. have inspected the components described in this Owner's Report during the period L2R07 to L2R08

and state that to the best of my knowledge and belief, the Owner has performed examinations and taken corrective measures described in this owner's Report in accordance with the requirements of the ASME Code, Section XI. By signing this certificate neither the Inspector nor his employer makes any warranty, expressed or implied, concerning the examinations and corrective measures described in this Owner's Report. Furthermore, Neither the Inspector nor his employer shall be liable in any manner for any personal injury or property damage or a loss of any kind arising from or connected with this inspection.

[Signature] Commissions IL 1927
Inspector's Signature National Board, State, Province, and Endorsements
Date 2-2-2001

FORM NIS-2 OWNER'S REPORT OF REPAIR OR REPLACEMENT
As Required by the Provisions of ASME Code Section XI

1. Owner Commonwealth Edison Company Date 11/17/00
(Name)
One First National Plaza, Chicago, IL, 60690 Sheet 1 of 1
(Address)

2. Plant LaSalle County Nuclear Station Unit 2 990143850
(Name)
2601 N. 21st Rd. Marseilles, IL 61341 Repair Organization, P.O. No., Job No., etc.
(Address)

3. Work Performed by Mechanical Maintenance Type Code Symbol Stamp N/A
(Name)
Mechanical Maintenance Authorization No. N/A
(Address) Expiration Date N/A

4. Identification of System (RR) Reactor Recirculation

5. (a) Applicable Construction Code ANSI B31.7 1969 Edition No. Addenda, Code Cases None
(b) Applicable Edition of Section XI Utilized for Repairs or Replacements-1989, No Ad, Code Cases None

6. Identification of Components Repaired or Replaced, and Replacement Components

Name of Component	Name of Mfr.	Mfrs. Ser. No.	Nat'l Bd. No.	CR N No.	Other Identification	Year Built	Repaired Replaced, Replacement	ASME Code Stamped (Yes or No)
Mechanical Snubber	PSA	2483	N/A	N/A	RR00-2010S	*	Replaced	N/A
Hydraulic Snubber	Lisega	61310/132	N/A	N/A	RR00-2010S	1996	Replacement	N/A

7. Description of Work Class 1 Replacement of a Mechanical Snubber with a Hydraulic Snubber.

8. Tests Conducted: Hydrostatic ☐ Pneumatic ☐ Normal Operating Pressure ☐ Other ☒ Visual/Functional
Pressure psi Test Temp. Deg. F

9. Remarks * = Per Original Construction Design Specification J-2918.
(Applicable Manufacturer's Data Report to be Attached)

CERTIFICATION OF COMPLIANCE

We certify that the statements made in the report are correct and this Replacement conforms to the rules of the ASME Code, Section XI. (repair or replacement)

Type Code Symbol Stamp NONE

Certificate of Authorization No. N/A Expiration Date N/A

Signed *Alan L. Koles* ISI Coordinator Date January 30, 2001
Owner or Owner's Designee, Title

CERTIFICATE OF INSERVICE INSPECTION

I, The undersigned, holding a valid commission issued by the National Board of Boiler and Pressure Vessel Inspectors and the State or Province of Illinois and employed by Hartford Steam Boiler Insp. & Ins. Co. Of Hartford, CT. have inspected the components described in this Owner's Report during the period L2R07 to L2R08, and state that to the best of my knowledge and belief, the Owner has performed examinations and taken corrective measures described in this owner's Report in accordance with the requirements of the ASME Code, Section XI. By signing this certificate neither the Inspector nor his employer makes any warranty, expressed or implied, concerning the examinations and corrective measures described in this Owner's Report. Furthermore, Neither the Inspector nor his employer shall be liable in any manner for any personal injury or property damage or a loss of any kind arising from or connected with this inspection.

Rocky W. White Commissions IL 1927
Inspector's Signature National Board, State, Province, and Endorsements
Date 2-2-2001

FORM NIS-2 OWNER'S REPORT OF REPAIR OR REPLACEMENT
As Required by the Provisions of ASME Code Section XI

1. Owner Commonwealth Edison Company Date 11/19/00
(Name)
One First National Plaza, Chicago, IL, 60690
(Address) Sheet 1 of 1
2. Plant LaSalle County Nuclear Station Unit 2 990143857
(Name)
2601 N. 21st Rd. Marseilles, IL 61341
(Address) Repair Organization, P.O. No., Job No., etc.
3. Work Performed by Mechanical Maintenance Type Code Symbol Stamp N/A
(Name)
Mechanical Maintenance Authorization No. N/A
(Address) Expiration Date N/A
4. Identification of System (RR) Reactor Recirculation
5. (a) Applicable Construction Code ANSI B31.7 1969 Edition No. Addenda, Code Cases None
(b) Applicable Edition of Section XI Utilized for Repairs or Replacements-1989, No Ad, Code Cases None
6. Identification of Components Repaired or Replaced, and Replacement Components

Name of Component	Name of Mfr.	Mfrs. Ser. No.	Nat'l Bd. No.	CR N No.	Other Identification	Year Built	Repaired Replaced, Replacement	ASME Code Stamped (Yes or No)
Mechanical Snubber	PSA	2690	N/A	N/A	RR00-2025S	*	Replaced	N/A
Hydraulic Snubber	Lisega	61316/59	N/A	N/A	RR00-2025S	1996	Replacement	N/A

7. Description of Work Class 1 Replacement of a Mechanical Snubber with a Hydraulic Snubber.
8. Tests Conducted: Hydrostatic ☐ Pneumatic ☐ Normal Operating Pressure ☐ Other ☒ Visual/Functional
Pressure psi Test Temp. Deg. F
9. Remarks * = Per Original Construction Purchase Specification J-2918 and Installation Specification J-2530.
(Applicable Manufacturer's Data Report to be Attached)

CERTIFICATION OF COMPLIANCE

We certify that the statements made in the report are correct and this Replacement conforms to the rules of the ASME Code, Section XI.
(repair or replacement)

Type Code Symbol Stamp NONE

Certificate of Authorization No. N/A Expiration Date N/A

Signed *John C. Koles* ISI Coordinator Date January 30, 2001
Owner or Owner's Designee, Title

CERTIFICATE OF INSERVICE INSPECTION

I, The undersigned, holding a valid commission issued by the National Board of Boiler and Pressure Vessel Inspectors and the State or Province of Illinois and employed by Hartford Steam Boiler Insp. & Ins. Co. Of Hartford, CT. have inspected the components described in this Owner's Report during the period L2R07 to L2R08 and state that to the best of my knowledge and belief, the Owner has performed examinations and taken corrective measures described in this owner's Report in accordance with the requirements of the ASME Code, Section XI. By signing this certificate neither the Inspector nor his employer makes any warranty, expressed or implied, concerning the examinations and corrective measures described in this Owner's Report. Furthermore, Neither the Inspector nor his employer shall be liable in any manner for any personal injury or property damage or a loss of any kind arising from or connected with this inspection.

Ruby W. White
Inspector's Signature

Commissions IL 1927
National Board, State, Province, and Endorsements

Date 2-1- 2001

FORM NIS-2 OWNER'S REPORT OF REPAIR OR REPLACEMENT
As Required by the Provisions of ASME Code Section XI

1. Owner Commonwealth Edison Company Date 11/18/00
(Name)
One First National Plaza, Chicago, IL, 60690
(Address) Sheet 1 of 1
2. Plant LaSalle County Nuclear Station Unit 2 990143864
(Name)
2601 N. 21st Rd. Marseilles, IL 61341
(Address) Repair Organization, P.O. No., Job No., etc.
3. Work Performed by Mechanical Maintenance Type Code Symbol Stamp N/A
(Name)
Mechanical Maintenance Authorization No. N/A
(Address) Expiration Date N/A
4. Identification of System (RR) Reactor Recirculation
5. (a) Applicable Construction Code ANSI B31.7 1969 Edition No. Addenda, Code Cases None
(b) Applicable Edition of Section XI Utilized for Repairs or Replacements-1989, No Ad, Code Cases None
6. Identification of Components Repaired or Replaced, and Replacement Components

Name of Component	Name of Mfr.	Mfrs. Ser. No.	Nat'l Bd. No.	CR N No.	Other Identification	Year Built	Repaired Replaced, Replacement	ASME Code Stamped (Yes or No)
Mechanical Snubber	PSA	5122	N/A	N/A	RR00-2002S	*	Replaced	N/A
Hydraulic Snubber	Lisega	61359/43	N/A	N/A	RR00-2002S	1996	Replacement	N/A

7. Description of Work Class 1 Replacement of a Mechanical Snubber with a Hydraulic Snubber.
8. Tests Conducted: Hydrostatic ☐ Pneumatic ☐ Normal Operating Pressure ☐ Other ☒ Visual/Functional
Pressure psi Test Temp. Deg. F
9. Remarks * = Per Original Construction Purchase Specification J-2918 and Installation Specification J-2530.
(Applicable Manufacturer's Data Report to be Attached)

CERTIFICATION OF COMPLIANCE

We certify that the statements made in the report are correct and this Replacement conforms to the rules of the ASME Code, Section XI. (repair or replacement)

Type Code Symbol Stamp NONE

Certificate of Authorization No. N/A Expiration Date N/A

Signed *Shirley C. Kiley* ISI Coordinator Date January 30, 2001
Owner or Owner's Designee, Title

CERTIFICATE OF INSERVICE INSPECTION

I, The undersigned, holding a valid commission issued by the National Board of Boiler and Pressure Vessel Inspectors and the State or Province of Illinois and employed by Hartford Steam Boiler Insp. & Ins. Co. Of Hartford, CT. have inspected the components described in this Owner's Report during the period L2R07 to L2R08 and state that to the best of my knowledge and belief, the Owner has performed examinations and taken corrective measures described in this owner's Report in accordance with the requirements of the ASME Code, Section XI. By signing this certificate neither the Inspector nor his employer makes any warranty, expressed or implied, concerning the examinations and corrective measures described in this Owner's Report. Furthermore, Neither the Inspector nor his employer shall be liable in any manner for any personal injury or property damage or a loss of any kind arising from or connected with this inspection.

Rocky W. White
Inspector's Signature

Commissions IL 1927

National Board, State, Province, and Endorsements

Date 2-2-2001

FORM NIS-2 OWNER'S REPORT OF REPAIR OR REPLACEMENT
As Required by the Provisions of ASME Code Section XI

1. Owner Commonwealth Edison Company Date 11/21/00
(Name)
One First National Plaza, Chicago, Il., 60690 Sheet 1 of 2
(Address)
2. Plant LaSalle County Nuclear Station Unit 2 990149290
(Name)
2601 N. 21st Rd. Marseilles, Il. 61341 Repair Organization, P.O. No., Job No., etc.
(Address)
3. Work Performed by Mechanical Maintenance Type Code Symbol Stamp N/A
(Name)
Mechanical Maintenance Authorization No. N/A
(Address) Expiration Date N/A
4. Identification of System (MS) Main Steam
5. (a) Applicable Construction Code Section III, 1974 Edition, No Addenda, Code Cases: None
(b) Applicable Edition of Section XI Utilized for Repairs or Replacements-1989, No Ad, Code Cases: N-416-1
6. Identification of Components Repaired or Replaced, and Replacement Components

Name of Component	Name of Mfr.	Mfrs. Ser. No.	Nat'l Bd. No.	CRN No.	Other Identification	Year Built	Repaired Replaced, Replacement	ASME Code Stamped (Yes or No)
Safety Relief Valve	Crosby	N63790-00-0107	N/A	N/A	2B21-F013B	*	Replaced	N/A
6" Blind Flange	Coffer	Ht. Code HXVO	N/A	N/A	2MS04AB-8"	2000	Replacement	N/A
(12) Inlet Studs	Nova	Ht. Code: SDS	N/A	N/A	2MS04AB-8"	2000**	Replacement	N/A
(12) Inlet Nuts	Nova	Ht. Code SMT	N/A	N/A	2MS04AB-8"	2000**	Replacement	N/A

7. Description of Work Class 1 Replacement. * = Per N-5 Code Data Report on file at LaSalle County Station.
8. Tests Conducted: Hydrostatic ☐ Pneumatic ☐ Normal Operating Pressure ☐ Other ☒ Visual
Pressure 1030 psi Test Temp. Amb Deg. F
9. Remarks Permanently removed Safety Relief Valve from the system and installed blind flange at the main steam header inlet. ** = Replacement studs and nuts are ASME Section III, Class 1, 1989 Edition, No Adenda reconciled to the original Code of Construction per the ComEd Fastner Standards on file at LaSalle County Station. For additional Replacement items, see Form NIS-2 Supplemental Sheet on Page 2 of 2.

CERTIFICATION OF COMPLIANCE

We certify that the statements made in the report are correct and this Replacement conforms to the rules of the ASME Code, Section XI. (repair or replacement)

Type Code Symbol Stamp NONE

Certificate of Authorization No. N/A Expiration Date N/A

Signed *Andrew L. Koles* ISI Coordinator Date February 5, 2001
Owner or Owner's Designee, Title

CERTIFICATE OF INSERVICE INSPECTION

I, The undersigned, holding a valid commission issued by the National Board of Boiler and Pressure Vessel Inspectors and the State or Province of Illinois and employed by Hartford Steam Boiler Insp. & Ins. Co. Of Hartford, CT. have inspected the components described in this Owner's Report during the period L2R07 to L2R08

and state that to the best of my knowledge and belief, the Owner has performed examinations and taken corrective measures described in this owner's Report in accordance with the requirements of the ASME Code, Section XI. By signing this certificate neither the Inspector nor his employer makes any warranty, expressed or implied, concerning the examinations and corrective measures described in this Owner's Report. Furthermore, Neither the Inspector nor his employer shall be liable in any manner for any personal injury or property damage or a loss of any kind arising from or connected with this inspection.

Rocky W. White Commissions IL 1927
Inspector's Signature National Board, State, Province, and Endorsements
Date 2-5-2001

1.	Owner:	Commonwealth Edison Company One First National Plaza Chicago, Illinois 60690	Sheet <u>2</u> of <u>2</u> Date <u>11/21/00</u> Unit <u>2</u>
2.	Plant:	LaSalle County Station 2601 N. 21 st . Rd. Marseilles, Illinois 61341	<u>990149290</u> P. O. No., WR No., ets.
3.	Work Performed by:	<u>Mechanical Maint.</u> Name <u>Mechanical Maintenance</u> Address	Type Code Symbol Stamp <u>N/A</u> Authorization No. <u>N/A</u> Expiration Date <u>N/A</u>
4.	Identification of System	<u>MS</u>	
5a.	Applicable Construction Code	<u>Sect III 1974</u> Edition <u>NO</u> Addenda	
5b.	Applicable Edition of Section XI utilized	<u>89</u> Edition <u>NO</u> Addenda	
6.	Identification of Components Repaired or Replaced and Replacement Components.		

[illegible]

FORM NIS-2 OWNER'S REPORT OF REPAIR OR REPLACEMENT
As Required by the Provisions of ASME Code Section XI

1. Owner Commonwealth Edison Company Date 11/21/00
(Name)
One First National Plaza, Chicago, Il., 60690 Sheet 1 of 2
(Address)
2. Plant LaSalle County Nuclear Station Unit 2 990149291
(Name) Repair Organization, P.O. No., Job No., etc.
2601 N. 21st Rd. Marseilles, Il. 61341
(Address)
3. Work Performed by Mechanical Maintenance Type Code Symbol Stamp N/A
(Name) Authorization No. N/A
Mechanical Maintenance Expiration Date N/A
(Address)
4. Identification of System (MS) Main Steam
5. (a) Applicable Construction Code Sect III 1974 Edition No Addenda, Code Cases: None
(b) Applicable Edition of Section XI Utilized for Repairs or Replacements-1989, No Ad, Code Cases: N-416-1
6. Identification of Components Repaired or Replaced, and Replacement Components

Name of Component	Name of Mfr.	Mfrs. Ser. No.	Nat'l Bd. No.	CRN No.	Other Identification	Year Built	Repaired Replaced, Replacement	ASME Code Stamped (Yes or No)
Safety Relief Valve	Crosby	N63790-00-0009	N/A	N/A	2B21-F013G	*	Replaced	N/A
6" Blind Flange	Coffer	Ht. Code HXVO	N/A	N/A	2MS04AG-8"	2000	Replacement	N/A
(12) Inlet Studs	Nova	Ht. Code: SDS	N/A	N/A	2MS04AG-8"	2000**	Replacement	N/A
(12) Inlet Nuts	Nova	Ht. Code SMT	N/A	N/A	2MS04AG-8"	2000**	Replacement	N/A

7. Description of Work Class 1 Replacement. * = Per N-5 Code Data Report on file at LaSalle County Station.
8. Tests Conducted: Hydrostatic ☐ Pneumatic ☐ Normal Operating Pressure ☒ Other ☒ Visual
Pressure 1030 psi Test Temp. Amb Deg. F
9. Remarks Permanently removed Safety Relief Valve from the system and installed blind flange at the main steam header inlet. ** = Replacement studs and nuts are ASME Section III, Class 1, 1989 Edition, No Adenda reconciled to the original Code of Construction per the ComEd Fastner Standards on file at LaSalle County Station. For additional Replacement items, see Form NIS-2 Supplemental Sheet on Page 2 of 2.

CERTIFICATION OF COMPLIANCE

We certify that the statements made in the report are correct and this Replacement conforms to the rules of the ASME Code, Section XI.
(repair or replacement)

Type Code Symbol Stamp NONE

Certificate of Authorization No. N/A Expiration Date N/A

Signed *Robert L. Grier* ISI Coordinator Date February 3, 2001
Owner or Owner's Designee, Title

CERTIFICATE OF INSERVICE INSPECTION

I, The undersigned, holding a valid commission issued by the National Board of Boiler and Pressure Vessel Inspectors and the State or Province of Illinois and employed by Hartford Steam Boiler Insp. & Ins. Co. Of Hartford, CT. have inspected the components described in this Owner's Report during the period L2R07 to L2R08, and state that to the best of my knowledge and belief, the Owner has performed examinations and taken corrective measures described in this owner's Report in accordance with the requirements of the ASME Code, Section XI. By signing this certificate neither the Inspector nor his employer makes any warranty, expressed or implied, concerning the examinations and corrective measures described in this Owner's Report. Furthermore, Neither the Inspector nor his employer shall be liable in any manner for any personal injury or property damage or a loss of any kind arising from or connected with this inspection.

Robert W. White Commissions IL 1927
Inspector's Signature National Board, State, Province, and Endorsements
Date 2-5-2001

1.	Owner:	Commonwealth Edison Company One First National Plaza Chicago, Illinois 60690	Sheet	2	of	2
			Date	11/21/00		
			Unit	2		
2.	Plant:	LaSalle County Station 2601 N. 21 st . Rd. Marseilles, Illinois 61341				
			990149291			
			P. O. No., WR No., ets.			
3.	Work Performed by:	<u>Mechanical Maint.</u> Name <u>Mechanical Maintenance</u> Address	Type Code Symbol Stamp	N/A		
			Authorization No.	N/A		
			Expiration Date	N/A		
4.	Identification of System	<u>MS</u>				
5a.	Applicable Construction Code	<u>Sect III 1974</u> Edition	NO	Addenda		
5b.	Applicable Edition of Section XI utilized	<u>89</u> Edition	NO	Addenda		
6.	Identification of Components Repaired or Replaced and Replacement Components.					

[illegible]

FORM NIS-2 OWNER'S REPORT OF REPAIR OR REPLACEMENT
As Required by the Provisions of ASME Code Section XI

1. Owner Commonwealth Edison Company Date 11/21/00
(Name)
One First National Plaza, Chicago, Il., 60690 Sheet 1 of 2
(Address)
2. Plant LaSalle County Nuclear Station Unit 2 990149292
(Name) Repair Organization, P.O. No., Job No., etc.
2601 N. 21st Rd. Marseilles, Il. 61341
(Address)
3. Work Performed by Mechanical Maintenance Type Code Symbol Stamp N/A
(Name) Authorization No. N/A
Mechanical Maintenance Expiration Date N/A
(Address)
4. Identification of System (MS) Main Steam
5. (a) Applicable Construction Code Sec III 1974 Edition No Addenda, Code Cases: None
(b) Applicable Edition of Section XI Utilized for Repairs or Replacements-1989, No Ad, Code Cases: N-416-1
6. Identification of Components Repaired or Replaced, and Replacement Components

Name of Component	Name of Mfr.	Mfrs. Ser. No.	Nat'l Bd. No.	CRN No.	Other Identification	Year Built	Repaired Replaced, Replacement	ASME Code Stamped (Yes or No)
Safety Relief Valve	Crosby	N63790-00-0017	N/A	N/A	2B21-F013J	*	Replaced	N/A
6" Blind Flange	Coffer	Ht. Code HXVO	N/A	N/A	2MS04AJ-8"	2000	Replacement	N/A
(12) Inlet Studs	Nova	Ht. Code: SDS	N/A	N/A	2MS04AJ-8"	2000**	Replacement	N/A
(12) Inlet Nuts	Nova	Ht. Code SMT	N/A	N/A	2MS04AJ-8"	2000**	Replacement	N/A

7. Description of Work Class 1 Replacement. * = Per N-5 Code Data Report on file at LaSalle County Station.
8. Tests Conducted: Hydrostatic ☐ Pneumatic ☐ Normal Operating Pressure ☒ Other ☒ Visual
Pressure 1030 psi Test Temp. Amb Deg. F
9. Remarks Permanently removed Safety Relief Valve from the system and installed blind flange at the main steam header inlet. ** = Replacement studs and nuts are ASME Section III, Class 1, 1989 Edition, No Adenda reconciled to the original Code of Construction per the ComEd Fastner Standards on file at LaSalle County Station. For additional Replacement items, see Form NIS-2 Supplemental Sheet on Page 2 of 2.

CERTIFICATION OF COMPLIANCE

We certify that the statements made in the report are correct and this Replacement conforms to the rules of the ASME Code, Section XI. (repair or replacement)

Type Code Symbol Stamp NONE

Certificate of Authorization No. N/A Expiration Date N/A

Signed *Alan C. Toller* ISI Coordinator Date February 5, 2001
Owner or Owner's Designee, Title

CERTIFICATE OF INSERVICE INSPECTION

I, The undersigned, holding a valid commission issued by the National Board of Boiler and Pressure Vessel Inspectors and the State or Province of Illinois and employed by Hartford Steam Boiler Insp. & Ins. Co. Of Hartford, CT. have inspected the components described in this Owner's Report during the period L2R07 to L2R08 and state that to the best of my knowledge and belief, the Owner has performed examinations and taken corrective measures described in this owner's Report in accordance with the requirements of the ASME Code, Section XI. By signing this certificate neither the Inspector nor his employer makes any warranty, expressed or implied, concerning the examinations and corrective measures described in this Owner's Report. Furthermore, Neither the Inspector nor his employer shall be liable in any manner for any personal injury or property damage or a loss of any kind arising from or connected with this inspection.

Kathy W. White Commissions IL 1927
Inspector's Signature National Board, State, Province, and Endorsements
Date 2-5- 2001

**1. Owner: Commonwealth Edison Company
One First National Plaza
Chicago, Illinois 60690**

Sheet 2 of 2
Date 11/21/00
Unit 2

2. Plant: LaSalle County Station
2601 N. 21st. Rd.
Marseilles, Illinois 61341

990149292
P. O. No., WR No., ets.

3. **Work Performed by:** Mechanical Maint.
Name
Mechanical Maintenance
Address

Type Code Symbol Stamp N/A
 Authorization No. N/A
 Expiration Date N/A

4. Identification of System

MS

5a. Applicable Construction Code Sect III 1974 **Edition** NO **Addenda**

5b. Applicable Edition of Section XI utilized 89 Edition NO Addenda

6. Identification of Components Repaired or Replaced and Replacement Components.

[illegible]

FORM NIS-2 OWNER'S REPORT OF REPAIR OR REPLACEMENT
As Required by the Provisions of ASME Code Section XI

1. Owner Commonwealth Edison Company Date 11/21/00
(Name)
One First National Plaza, Chicago, IL, 60690 Sheet 1 of 2
(Address)
2. Plant LaSalle County Nuclear Station Unit 2 990149293
(Name) Repair Organization, P.O. No., Job No., etc.
2601 N. 21st Rd. Marseilles, IL 61341
(Address)
3. Work Performed by Mechanical Maintenance Type Code Symbol Stamp N/A
(Name) Authorization No. N/A
Mechanical Maintenance Expiration Date N/A
(Address)
4. Identification of System (MS) Main Steam
5. (a) Applicable Construction Code Section III 1974 Edition No Addenda, Code Cases: None
(b) Applicable Edition of Section XI Utilized for Repairs or Replacements-1989, No Ad, Code Cases: N-416-1
6. Identification of Components Repaired or Replaced, and Replacement Components

Name of Component	Name of Mfr.	Mfrs. Ser. No.	Nat'l Bd. No.	CRN No.	Other Identification	Year Built	Repaired Replaced, Replacement	ASME Code Stamped (Yes or No)
Safety Relief Valve	Crosby	N63790-00-0018	N/A	N/A	2B21-F013N	*	Replaced	N/A
6" Blind Flange	Coffer	Ht. Code HXVO	N/A	N/A	2MS04AN-8"	2000	Replacement	N/A
(12) Inlet Studs	Nova	Ht. Code: SDS	N/A	N/A	2MS04AN-8"	2000**	Replacement	N/A
(12) Inlet Nuts	Nova	Ht. Code MEV	N/A	N/A	2MS04AN-8"	2000**	Replacement	N/A

7. Description of Work Class 1 Replacement. * = Per N-5 Code Data Report on file at LaSalle County Station.
8. Tests Conducted: Hydrostatic ☐ Pneumatic ☐ Normal Operating Pressure ☒ Other ☒ Visual
Pressure 1030 psi Test Temp. Amb Deg. F
9. Remarks Permanently removed Safety Relief Valve from the system and installed blind flange at the main steam header inlet. ** = Replacement studs and nuts are ASME Section III, Class 1, 1989 Edition, No Addenda reconciled to the original Code of Construction per the ComEd Fastner Standards on file at LaSalle County Station. For additional Replacement items, see Form NIS-2 Supplemental Sheet on Page 2 of 2.

CERTIFICATION OF COMPLIANCE

We certify that the statements made in the report are correct and this Replacement conforms to the rules of the ASME Code, Section XI. (repair or replacement)

Type Code Symbol Stamp NONE

Certificate of Authorization No. N/A Expiration Date N/A

Signed *Alan L. Koceri* ISI Coordinator Date February 5, 2001
Owner or Owner's Designee, Title

CERTIFICATE OF INSERVICE INSPECTION

I, The undersigned, holding a valid commission issued by the National Board of Boiler and Pressure Vessel Inspectors and the State or Province of Illinois and employed by Hartford Steam Boiler Insp. & Ins. Co. Of Hartford, CT. have inspected the components described in this Owner's Report during the period L2R07 to L2R08

and state that to the best of my knowledge and belief, the Owner has performed examinations and taken corrective measures described in this owner's Report in accordance with the requirements of the ASME Code, Section XI. By signing this certificate neither the Inspector nor his employer makes any warranty, expressed or implied, concerning the examinations and corrective measures described in this Owner's Report. Furthermore, Neither the Inspector nor his employer shall be liable in any manner for any personal injury or property damage or a loss of any kind arising from or connected with this inspection.

Rocky W. White Commissions IL 1927
Inspector's Signature National Board, State, Province, and Endorsements
Date 2-5-2001

[illegible]

FORM NIS-2 OWNER'S REPORT OF REPAIR OR REPLACEMENT
As Required by the Provisions of ASME Code Section XI

1. Owner Commonwealth Edison Company Date 11/19/00
(Name)
One First National Plaza, Chicago, Il., 60690 Sheet 1 of 1
(Address)
2. Plant LaSalle County Nuclear Station Unit 2 990155889
(Name)
2601 N. 21st Rd. Marseilles, Il. 61341 Repair Organization, P.O. No., Job No., etc.
(Address)
3. Work Performed by Mechanical Maintenance Type Code Symbol Stamp N/A
(Name)
Mechanical Maintenance Authorization No. N/A
(Address) Expiration Date N/A
4. Identification of System (B33) Reactor Recirculation
5. (a) Applicable Construction Code Sect III 19 68 Draft Edition Mar.70 Addenda, Code Cases None
(b) Applicable Edition of Section XI Utilized for Repairs or Replacements-19 89, No Ad, Code Cases None
6. Identification of Components Repaired or Replaced, and Replacement Components

Name of Component	Name of Mfr.	Mfrs. Ser. No.	Nat'l Bd. No.	CRN No.	Other Identification	Year Built	Repaired Replaced, Replacement	ASME Code Stamped (Yes or No)
Seal Flange	Sulzer-Bingham	*	N/A	N/A	2B33-C001A	*	Replaced	N/A
Seal Flange	Flowserv e	S/N RLSA00082	N/A	N/A	2B33-C001A	2000	Replacement	N/A

7. Description of Work Class 1 Replacement. * = Per N-5 Code Data Report on file at LaSalle County Station.
8. Tests Conducted: Hydrostatic ☐ Pneumatic ☐ Normal Operating Pressure ☒ Other Visual
Pressure 1020 psi Test Temp. Ambient Deg. F
9. Remarks Replaced Pump seal with new design.
(Applicable Manufacturer's Data Report to be Attached)

CERTIFICATION OF COMPLIANCE

We certify that the statements made in the report are correct and this Replacement conforms to the rules of the ASME Code, Section XI. (repair or replacement)

Type Code Symbol Stamp NONE

Certificate of Authorization No. N/A Expiration Date N/A

Signed *Andrew C. Carter* ISI Coordinator Date January 27, 20 01
Owner or Owner's Designee, Title

CERTIFICATE OF INSERVICE INSPECTION

I, The undersigned, holding a valid commission issued by the National Board of Boiler and Pressure Vessel Inspectors and the State or Province of Illinois and employed by Hartford Steam Boiler Insp. & Ins. Co. Of Hartford, CT. have inspected the components described in this Owner's Report during the period L2R07 to L2R08

and state that to the best of my knowledge and belief, the Owner has performed examinations and taken corrective measures described in this owner's Report in accordance with the requirements of the ASME Code, Section XI. By signing this certificate neither the Inspector nor his employer makes any warranty, expressed or implied, concerning the examinations and corrective measures described in this Owner's Report. Furthermore, Neither the Inspector nor his employer shall be liable in any manner for any personal injury or property damage or a loss of any kind arising from or connected with this inspection.

Rocky W. White Commissions IL 1927
Inspector's Signature National Board, State, Province, and Endorsements
Date 2-2-2001

FORM N-2 CERTIFICATE HOLDERS' DATA REPORT FOR IDENTICAL
NUCLEAR PARTS AND APPURTENANCES*

As Required by the Provisions of the ASME Code, Section III
Not to Exceed One Day's Production

REC# 57118

Pg. 1 of 2

Manufactured and certified by FLOWERVE CORPORATION, ROTATING EQUIPMENT DIVISION, NUCLEAR PRODUCTS DIVISION
2300 EAST VERNON AVE., VERNON, CA. 90058
(Name and address of NPT Certificate Holder)

2. Manufactured for COMMONWEALTH EDISON COMPANY, P.O. BOX 0381, CHICAGO, IL. 60690
(Name and address of Purchaser)

3. Location of installation LA SALLE COUNTY STATION, RR #1, MARSEILLES, IL. 61341
(Name and address)

4. Type: L111190, REV. C SA-182 GR. F316 75,000 PSI MIN. N/A 2000
(drawing no.) (mat'l spec. no.) (tensile strength) (CCN) (year built)

5. ASME Code, Section III, Division 1: * 1968 MARCH 1970 1 N/A
(edition) (addenda date) (class) (Code Case no.)

6. Fabricated in accordance with Const. Spec. (Div. 2 only) N/A Revision N/A Date N/A
(no.)

7. Remarks: FLOWERVE JOB NO. RLSA00013 NOMENCLATURE: SEAL FLANGE

* INCLUDING MATERIAL, FABRICATION AND EXAMINATION IN ACCORDANCE WITH ASME SECT. II & III, CL-1,

1989 EDITION, NO ADDENDA.

NAMEPLATE ATTACHED WITH DRIVE SCREWS WIRE

8. Nom. thickness (in.) 2.285" Min. design thickness (in.) 2.200" Dis. OD (ft & in.) 1'-6.500" Length overall (ft & in.) 0'-6"

9. When applicable, Certificate Holders' Data Reports are attached for each item of this report:

Part or Appurtenance Serial Number	National Board No. in Numerical Order
(1) <u>RLSA00082</u>	
(2)	
(3)	
(4)	
(5)	
(6)	
(7)	
(8)	
(9)	
(10)	
(11)	
(12)	
(13)	
(14)	
(15)	
(16)	
(17)	
(18)	
(19)	
(20)	
(21)	
(22)	
(23)	
(24)	
(25)	

Part or Appurtenance Serial Number	National Board No. in Numerical Order
(26)	
(27)	
(28)	
(29)	
(30)	
(31)	
(32)	
(33)	
(34)	
(35)	
(36)	
(37)	
(38)	
(39)	
(40)	
(41)	
(42)	
(43)	
(44)	
(45)	
(46)	
(47)	
(48)	
(49)	
(50)	

Design pressure 1650 psi. Temp. 575° °F. Hydro. test pressure 2575-2625 PSI/73° at temp. °F
(when applicable)

Supplemental information in the form of lists, sketches, or drawings may be used provided (1) size is 8 1/2 x 11, (2) information in items 2 and 3 on this Data Report is included on each sheet, (3) each sheet is numbered and the number of sheets is recorded at the top of this form.

(12/88)

This form (E00040) may be obtained from the Order Dept., ASME, 22 Law Drive, Box 2300, Fairfield, NJ 07007-2300.

Reprint (7/91)

FORM N-2 (Back - Pg. 2 of 2)

Certificate Holder's Serial Nos. RLSA00082 through N/A

CERTIFICATION OF DESIGN

Design specifications certified by N/A P.E. State N/A Reg. no. N/A
(when applicable)Design report* certified by N/A P.E. State N/A Reg. no. N/A
(when applicable)

CERTIFICATE OF COMPLIANCE

We certify that the statements made in this report are correct and that this SEAL FLANGE
conforms to the rules of construction of the ASME Code, Section III, Division 1.NPT Certificate of Authorization No. N-1131 Expires JUNE 10, 2002Date 9-29-00 Name FLOWERVE CORPORATION, ROT. EQUIP. DIV. Signed [Signature]
(NPT Certificate Holder) (authorized representative)

CERTIFICATE OF INSPECTION

I, the undersigned, holding a valid commission issued by the National Board of Boiler and Pressure Vessel Inspectors and the State or Province of
and employed by FACTORY MUTUAL INSURANCE COMPANYof JOHNSTON, R.I. have inspected these items described in this Data Report on Sept. 29, 2000, and state that to the
best of my knowledge and belief, the Certificate Holder has fabricated these parts or appurtenances in accordance with the ASME Code, Section
III, Division 1. Each part listed has been authorized for stamping on the date shown above.By signing this certificate, neither the inspector nor his employer makes any warranty, expressed or implied, concerning the equipment described
in this Data Report. Furthermore, neither the inspector nor his employer shall be liable in any manner for any personal injury or property damage or
of any kind arising from or connected with this inspection.Date 9/29/00 Signed Edward J. Gaston Commissions CA 1574 "N"
(Authorized Inspector) (Nat'l. Bd. (incl. endorsements) and state or prov. and no.)REC #
57118

FORM NIS-2 OWNER'S REPORT OF REPAIR OR REPLACEMENT
As Required by the Provisions of ASME Code Section XI

1. Owner Commonwealth Edison Company Date 11/16/00
(Name)
One First National Plaza, Chicago, Il., 60690 Sheet 1 of 1
(Address)
2. Plant LaSalle County Nuclear Station Unit 2 990155890
(Name) Repair Organization, P.O. No., Job No., etc.
2601 N. 21st Rd. Marseilles, Il. 61341
(Address)
3. Work Performed by Mechanical Maintenance Type Code Symbol Stamp N/A
(Name) Authorization No. N/A
Mechanical Maintenance Expiration Date N/A
(Address)
4. Identification of System (B33) Reactor Recirculation
5. (a) Applicable Construction Code Section III 19 68 Draft Edition Mar.70 Addenda, Code Cases None
(b) Applicable Edition of Section XI Utilized for Repairs or Replacements-19 89, No. Ad, Code Cases None
6. Identification of Components Repaired or Replaced, and Replacement Components

Name of Component	Name of Mfr.	Mfrs. Ser. No.	Nat'l Bd. No.	CRN No.	Other Identification	Year Built	Repaired Replaced, Replacement	ASME Code Stamped (Yes or No)
Seal Flange	Sulzer-Bingham	*	N/A	N/A	2B33-C001B	*	Replaced	N/A
Seal Flange	Flowserv e	S/N RLSA00083	N/A	N/A	2B33-C001B	2000	Replacement	N/A

7. Description of Work Class 1 Replacement. * = Per N-5 Code Data Report on file at LaSalle County Station.
8. Tests Conducted: Hydrostatic ☐ Pneumatic ☐ Normal Operating Pressure ☒ Other Visual
Pressure 1038 psi Test Temp. Ambient Deg. F
9. Remarks Replaced Pump seal with new design.
(Applicable Manufacturer's Data Report to be Attached)

CERTIFICATION OF COMPLIANCE

We certify that the statements made in the report are correct and this Replacement conforms to the rules of the ASME Code, Section XI. (repair or replacement)

Type Code Symbol Stamp NONE

Certificate of Authorization No. N/A Expiration Date N/A

Signed *John C. Torres* ISI Coordinator Date January 27, 20 01
Owner or Owner's Designee, Title

CERTIFICATE OF INSERVICE INSPECTION

I, The undersigned, holding a valid commission issued by the National Board of Boiler and Pressure Vessel Inspectors and the State or Province of Illinois and employed by Hartford Steam Boiler Insp. & Ins. Co. Of Hartford, CT. have inspected the components described in this Owner's Report during the period L2R07 to L2R08

and state that to the best of my knowledge and belief, the Owner has performed examinations and taken corrective measures described in this owner's Report in accordance with the requirements of the ASME Code, Section XI. By signing this certificate neither the Inspector nor his employer makes any warranty, expressed or implied, concerning the examinations and corrective measures described in this Owner's Report. Furthermore, Neither the Inspector nor his employer shall be liable in any manner for any personal injury or property damage or a loss of any kind arising from or connected with this inspection.

Randy W. White Commissions IL 1927
Inspector's Signature National Board, State, Province, and Endorsements
Date 2-2-20 01

FORM N-2 CERTIFICATE HOLDERS' DATA REPORT FOR IDENTICAL NUCLEAR PARTS AND APPURTENANCES*

As Required by the Provisions of the ASME Code, Section III
Not to Exceed One Day's Production

REC # 57118

Pg. 1 of 2

1. Manufactured and certified by FLOWERVE CORPORATION, ROTATING EQUIPMENT DIVISION, NUCLEAR PRODUCTS DIVISION
2400 EAST VERNON AVE., VERNON, CA 90058
(name and address of NPT Certificate Holder)
2. Manufactured for COMMONWEALTH EDISON COMPANY, P.O. BOX 0381, CHICAGO, IL. 60690
(name and address of Purchaser)
3. Location of installation LA SALLE COUNTY STATION, RR # 1, MARSEILLES, IL. 61341
(name and address)
4. Type: L111190, REV. C SA-182 GR. F316 75,000 PSI MIN. N/A 2000
(drawing no.) (mat'l. spec. no.) (tensile strength) (CRN) (year built)
5. ASME Code, Section III, Division 1: * 1968 MARCH 1970 1 N/A
(edition) (addenda dates) (class) (Code Case no.)
6. Fabricated in accordance with Const. Spec. (Div. 2 only) N/A Revision N/A Date N/A
(no.)
7. Remarks: FLOWERVE JOB NO. RLCA00013 NOMENCLATURE: SEAL FLANGE

* INCLUDING MATERIAL, FABRICATION AND EXAMINATION IN ACCORDANCE WITH ASME SECT. II & III, CL-1,

1989 EDITION, NO ADDENDA.

NAMEPLATE ATTACHED WITH DRIVE SCREWS WIRE

8. Nom. thickness (in.) 2.285" Min. design thickness (in.) 2.200" Dia. 0.0 (ft & in.) 1'-6.500" Length overall (ft & in.) 0'-6"
9. When applicable, Certificate Holders' Data Reports are attached for each item of this report:

Part or Appurtenance Serial Number	National Board No. in Numerical Order
(1) <u>RLSA00083</u>	
(2)	
(3)	
(4)	
(5)	
(6)	
(7)	
(8)	
(9)	
(10)	
(11)	
(12)	
(13)	
(14)	
(15)	
(16)	
(17)	
(18)	
(19)	
(20)	
(21)	
(22)	
(23)	
(24)	
(25)	

Part or Appurtenance Serial Number	National Board No. in Numerical Order
(26)	
(27)	
(28)	
(29)	
(30)	
(31)	
(32)	
(33)	
(34)	
(35)	
(36)	
(37)	
(38)	
(39)	
(40)	
(41)	
(42)	
(43)	
(44)	
(45)	
(46)	
(47)	
(48)	
(49)	
(50)	

10. Design pressure 1650 psi. Temp. 575° °F. Hydro. test pressure 2575-2625 PSI/77° at temp. °F
(when applicable)

Supplemental information in the form of lists, sketches, or drawings may be used provided (1) size is 8 1/2 x 11, (2) information in items 2 and 3 on this Data Report is included on each sheet, (3) each sheet is numbered and the number of sheets is recorded at the top of this form.

(12/88) This form (E00040) may be obtained from the Order Dept., ASME, 22 Law Drive, Box 2300, Fairfield, NJ 07007-2300.

Reprint (7/91)

Certificate Holder's Serial Nos. RLSA00083 through N/A

CERTIFICATION OF DESIGN

Design specifications certified by N/A P.E. State N/A Reg. no. N/A
(when applicable)

Design report* certified by N/A P.E. State N/A Reg. no. N/A
(when applicable)

CERTIFICATE OF COMPLIANCE

We certify that the statements made in this report are correct and that this SEAL FLANGE
conforms to the rules of construction of the ASME Code, Section III, Division 1.

NPT Certificate of Authorization No. N-1131 Expires JUNE 10, 2002

Date 9-29-00 Name FLORSERVE CORPORATION, ROT. EQUIP. DIV. Signed [Signature]
(NPT Certificate Holder) (authorized representative)

CERTIFICATE OF INSPECTION

I, the undersigned, holding a valid commission issued by the National Board of Boiler and Pressure Vessel Inspectors and the State or Province of
and employed by FACTORY MUTUAL INSURANCE COMPANY
of JOHNSTON, R.I. have inspected these items described in this Data Report on Sept. 29, 2000, and state that to the
best of my knowledge and belief, the Certificate Holder has fabricated these parts or appurtenances in accordance with the ASME Code, Section
III, Division 1. Each part listed has been authorized for stamping on the date shown above.

By signing this certificate, neither the inspector nor his employer makes any warranty, expressed or implied, concerning the equipment described
in this Data Report. Furthermore, neither the inspector nor his employer shall be liable in any manner for any personal injury or property damage or
loss of any kind arising from or connected with this inspection.

Date 9/29/00 Signed [Signature] Commissions CA 1574 "N"
(Authorized Inspector) (Nat'l Bd. (incl. endorsements) and state or prov. and no.)

REC#
57118

FORM NIS-2 OWNER'S REPORT OF REPAIR OR REPLACEMENT
As Required by the Provisions of ASME Code Section XI

1. Owner Commonwealth Edison Company Date 11/20/00
(Name)
One First National Plaza, Chicago, IL, 60690 Sheet 1 of 1
(Address)
2. Plant LaSalle County Nuclear Station Unit 2 990156514
(Name) Repair Organization, P.O. No., Job No., etc.
2601 N. 21st Rd. Marseilles, IL 61341
(Address)
3. Work Performed by Mechanical Maintenance Type Code Symbol Stamp N/A
(Name) Authorization No. N/A
Mechanical Maintenance Expiration Date N/A
(Address)
4. Identification of System (RH) Residual Heat Removal
5. (a) Applicable Construction Code ANSI B31.7 1969 Edition No. None, Addenda, Code Cases None
(b) Applicable Edition of Section XI Utilized for Repairs or Replacements-1989, No Ad, Code Cases None
6. Identification of Components Repaired or Replaced, and Replacement Components

Name of Component	Name of Mfr.	Mfrs. Ser. No.	Nat'l Bd. No.	CR N No.	Other Identification	Year Built	Repaired Replaced, Replacement	ASME Code Stamped (Yes or No)
Mechanical Snubber	PSA	4770	N/A	N/A	RH04-2871S	*	Replaced	N/A
Hydraulic Snubber	Lisega	61310/98	N/A	N/A	RH04-2871S	1996	Replacement	N/A

7. Description of Work Class 1 Replacement of a Mechanical Snubber with a Hydraulic Snubber.
8. Tests Conducted: Hydrostatic ☐ Pneumatic ☐ Normal Operating Pressure ☐ Other ☒ Visual/Functional
Pressure psi Test Temp. Deg. F
9. Remarks * = Per Original Construction Purchase Specification J-2918 and Installation Specification J-2530.
(Applicable Manufacturer's Data Report to be Attached)

CERTIFICATION OF COMPLIANCE

We certify that the statements made in the report are correct and this Replacement conforms to the rules of the ASME Code, Section XI.
(repair or replacement)

Type Code Symbol Stamp NONE

Certificate of Authorization No. N/A Expiration Date N/A

Signed *Shen C. Loeis* ISI Coordinator Date January 30, 2001
Owner or Owner's Designee, Title

CERTIFICATE OF INSERVICE INSPECTION

I, The undersigned, holding a valid commission issued by the National Board of Boiler and Pressure Vessel Inspectors and the State or Province of Illinois and employed by Hartford Steam Boiler Insp. & Ins. Co. Of Hartford, CT. have inspected the components described in this Owner's Report during the period L2R07 to L2R08 and state that to the best of my knowledge and belief, the Owner has performed examinations and taken corrective measures described in this owner's Report in accordance with the requirements of the ASME Code, Section XI. By signing this certificate neither the Inspector nor his employer makes any warranty, expressed or implied, concerning the examinations and corrective measures described in this Owner's Report. Furthermore, Neither the Inspector nor his employer shall be liable in any manner for any personal injury or property damage or a loss of any kind arising from or connected with this inspection.

Rocky W. White Commissions IL 1927
Inspector's Signature National Board, State, Province, and Endorsements
Date 2-2-2001

FORM NIS-2 OWNER'S REPORT OF REPAIR OR REPLACEMENT
As Required by the Provisions of ASME Code Section XI

1. Owner Commonwealth Edison Company Date 11/21/00
(Name)
One First National Plaza, Chicago, IL, 60690 Sheet 1 of 1
(Address)
2. Plant LaSalle County Nuclear Station Unit 2 990156526
(Name) Repair Organization, P.O. No., Job No., etc.
2601 N. 21st Rd. Marseilles, IL 61341
(Address)
3. Work Performed by Mechanical Maintenance Type Code Symbol Stamp N/A
(Name) Authorization No. N/A
Mechanical Maintenance Expiration Date N/A
(Address)
4. Identification of System (RH) Residual Heat Removal
5. (a) Applicable Construction Code ANSI B31.7 1969 Edition No. None
(b) Applicable Edition of Section XI Utilized for Repairs or Replacements-1989, No Ad, Code Cases None
6. Identification of Components Repaired or Replaced, and Replacement Components

Name of Component	Name of Mfr.	Mfrs. Ser. No.	Nat'l Bd. No.	CR N No.	Other Identification	Year Built	Repaired Replaced, Replacement	ASME Code Stamped (Yes or No)
Mechanical Snubber	PSA	7318	N/A	N/A	RH04-2873S	*	Replaced	N/A
Hydraulic Snubber	Lisega	61310/107	N/A	N/A	RH04-2873S	1996	Replacement	N/A

7. Description of Work Class 1 Replacement of a Mechanical Snubber with a Hydraulic Snubber.
8. Tests Conducted: Hydrostatic ☐ Pneumatic ☐ Normal Operating Pressure ☐ Other ☒ Visual/Functional
Pressure psi Test Temp. Deg. F
9. Remarks * = Per Original Construction Purchase Specification J-2918 and Installation Specification J-2530.
(Applicable Manufacturer's Data Report to be Attached)

CERTIFICATION OF COMPLIANCE

We certify that the statements made in the report are correct and this Replacement conforms to the rules of the ASME Code, Section XI.
(repair or replacement)

Type Code Symbol Stamp NONE

Certificate of Authorization No. N/A Expiration Date N/A

Signed [Signature] ISI Coordinator Date January 30, 2001
Owner or Owner's Designee, Title

CERTIFICATE OF INSERVICE INSPECTION

I, The undersigned, holding a valid commission issued by the National Board of Boiler and Pressure Vessel Inspectors and the State or Province of Illinois and employed by Hartford Steam Boiler Insp. & Ins. Co. Of Hartford, CT. have inspected the components described in this Owner's Report during the period L2R07 to L2R08, and state that to the best of my knowledge and belief, the Owner has performed examinations and taken corrective measures described in this owner's Report in accordance with the requirements of the ASME Code, Section XI. By signing this certificate neither the Inspector nor his employer makes any warranty, expressed or implied, concerning the examinations and corrective measures described in this Owner's Report. Furthermore, Neither the Inspector nor his employer shall be liable in any manner for any personal injury or property damage or a loss of any kind arising from or connected with this inspection.

[Signature] Commissions IL 1927
Inspector's Signature National Board, State, Province, and Endorsements
Date 2-2-2001

FORM NIS-2 OWNER'S REPORT OF REPAIR OR REPLACEMENT
As Required by the Provisions of ASME Code Section XI

1. Owner Commonwealth Edison Company Date 11/16/00
(Name)
One First National Plaza, Chicago, Il., 60690 Sheet 1 of 1
(Address)
2. Plant LaSalle County Nuclear Station Unit 2 990181596
(Name) Repair Organization, P.O. No., Job No., etc.
2601 N. 21st Rd. Marseilles, Il. 61341
(Address)
3. Work Performed by Mechanical Maintenance Type Code Symbol Stamp N/A
(Name) Authorization No. N/A
Mechanical Maintenance Expiration Date N/A
(Address)
4. Identification of System (RD) Control Rod Drive
5. (a) Applicable Construction Code Sect III 1971 Edition No., Addenda, Code Cases 1361-1, 1361-2
(b) Applicable Edition of Section XI Utilized for Repairs or Replacements-1989, No Ad, Code Cases None
6. Identification of Components Repaired or Replaced, and Replacement Components

Name of Component	Name of Mfr.	Mfrs. Ser. No.	Nat'l Bd. No.	CRN No.	Other Identification	Year Built	Repaired Replaced, Replacement	ASME Code Stamped (Yes or No)
CRD Assembly	GE	S/N 7876	N/A	N/A	2C11-D1435	*	Replaced	N/A
CRD Assembly	GE	S/N 6714	N/A	N/A	RIN 58281	2000**	Replacement	N/A
(8) CRD Capscrews	*	*	N/A	N/A	2C11-D1435	*	Replaced	N/A
(8) CRD Capscrews	NOVA	Ht Code SJH	N/A	N/A	2C11-D1435	2000**	Replacement	N/A

7. Description of Work Class 1 Replacement Replaced CRD and CRD Flange Capscrews.
8. Tests Conducted: Hydrostatic ☐ Pneumatic ☐ Normal Operating Pressure ☒ Other Visual
Pressure 1030 psi Test Temp. Amb. Deg. F
9. Remarks * = Per N-5 Code Data Report on file at LaSalle County Station. CRD SN# 6714 was refurbished with documentation provided under Quality Receipt Inspection # 58281 and installed as a replacement for SN# 7876. Under work request 990181596. ** = Replacement CRD Code of Construction is ASME Section III, 1971 Ed. S73 & W73 Ad. Reconciled to the original per PTEs PTE 88-013 & PTE 88-396 on file at LaSalle Station. Replacement Capscrew Code of Construction is ASME Section III, Class 1, 1986 Ed. No Ad. Reconciled to the original Code of Construction per PTE M91-007-0320-01 on file at LaSalle Station.
(Applicable Manufacturer's Data Report to be Attached)

CERTIFICATION OF COMPLIANCE

We certify that the statements made in the report are correct and this Replacement conforms to the rules of the ASME Code, Section XI. (repair or replacement)

Type Code Symbol Stamp NONE

Certificate of Authorization No. N/A Expiration Date N/A

Signed [Signature] ISI Coordinator Date January 24, 20 01
Owner or Owner's Designee, Title

CERTIFICATE OF INSERVICE INSPECTION

I, The undersigned, holding a valid commission issued by the National Board of Boiler and Pressure Vessel Inspectors and the State or Province of Illinois and employed by Hartford Steam Boiler Insp. & Ins. Co. Of Hartford, CT. have inspected the components described in this Owner's Report during the period L2R07 to L2R08, and state that to the best of my knowledge and belief, the Owner has performed examinations and taken corrective measures described in this owner's Report in accordance with the requirements of the ASME Code, Section XI. By signing this certificate neither the Inspector nor his employer makes any warranty, expressed or implied, concerning the examinations and corrective measures described in this Owner's Report. Furthermore, Neither the Inspector nor his employer shall be liable in any manner for any personal injury or property damage or a loss of any kind arising from or connected with this inspection.

[Signature] Commissions IL 1927
Inspector's Signature National Board, State, Province, and Endorsements
Date 1-26- 20 01

FORM NIS-2 OWNER'S REPORT OF REPAIR OR REPLACEMENT
As Required by the Provisions of ASME Code Section XI

1. Owner Commonwealth Edison Company Date 11/16/00
(Name)
One First National Plaza, Chicago, IL, 60690 Sheet 1 of 1
(Address)
2. Plant LaSalle County Nuclear Station Unit 2 990181597
(Name)
2601 N. 21st Rd. Marseilles, IL 61341 Repair Organization, P.O. No., Job No., etc.
(Address)
3. Work Performed by Mechanical Maintenance Type Code Symbol Stamp N/A
(Name)
Mechanical Maintenance Authorization No. N/A
(Address) Expiration Date N/A
4. Identification of System (RD) Control Rod Drive
5. (a) Applicable Construction Code Section III, 1971 Edition, NO Addenda, Code Cases 1361-1, 1361-2
(b) Applicable Edition of Section XI Utilized for Repairs or Replacements 1989, No Add, Code Cases None
6. Identification of Components Repaired or Replaced, and Replacement Components

Name of Component	Name of Mfr.	Mfrs. Ser. No.	Nat'l Bd. No.	CRN No.	Other Identification	Year Built	Repaired Replaced, Replacement	ASME Code Stamped (Yes or No)
CRD Assembly	G.E.	7650	N/A	N/A	2C11-D3455	*	Replaced	N/A
CRD Assembly	G.E.	A8322	N/A	N/A	RIN 58281	2000**	Replacement	N/A
CRD Cylinder Tube & Flange	G.E.	7638	N/A	N/A	2C11-D3455	*	Replaced	N/A
CRD Cylinder Tube & Flange	G.E.	A8322	N/A	N/A	RIN 58281	1992	Replacement	N/A
CRD Capscrews	G.E.	*	N/A	N/A	2C11-D3455	*	Replaced	N/A
CRD Capscrews	Nova	Code SJH	N/A	N/A	2C11-D3455	2000	Replacement	N/A

7. Description of Work Class 1 Replacement. * = Per N-5 Code Data Report on file at LaSalle County Station.
8. Tests Conducted: Hydrostatic ☐ Pneumatic ☒ Normal Operating Pressure ☐ Other ☐
Pressure 1030 psi Test Temp. Amb Deg. F
9. Remarks CRD SN# A8322 was refurbished and its Cylinder Tube & Flange replaced with documentation provided (Applicable Manufacturer's Data Report to be Attached)
Under Quality Receipt Inspection 58281 and installed as a replacement for SN# 7650 under work request 990181597. Replacement Cylinder Tube & Flange are ASME Section III, Class 1, 1974 Edition, W75 Ad. with Code Case 1361-2 reconciled per PTE M93-0535-02. Replacement Capscrews are ASME Section III, Class 1, 1986 Edition, No Addendum, reconciled per PTE M91-007-0320-01. PTEs are on file at LaSalle County Station.

CERTIFICATION OF COMPLIANCE

We certify that the statements made in the report are correct and this Replacement conforms to the rules of the ASME Code, Section XI. (repair or replacement)

Type Code Symbol Stamp NONE

Certificate of Authorization No. N/A Expiration Date N/A

Signed [Signature] ISI Coordinator Date January 31, 20 01
Owner or Owner's Designee, Title

CERTIFICATE OF INSERVICE INSPECTION

I, The undersigned, holding a valid commission issued by the National Board of Boiler and Pressure Vessel Inspectors and the State or Province of Illinois and employed by Hartford Steam Boiler Insp. & Ins. Co. Of Hartford, CT. have inspected the components described in this Owner's Report during the period L2R07 to L2R08 and state that to the best of my knowledge and belief, the Owner has performed examinations and taken corrective measures described in this owner's Report in accordance with the requirements of the ASME Code, Section XI. By signing this certificate neither the Inspector nor his employer makes any warranty, expressed or implied, concerning the examinations and corrective measures described in this Owner's Report. Furthermore, Neither the Inspector nor his employer shall be liable in any manner for any personal injury or property damage or a loss of any kind arising from or connected with this inspection.

[Signature] Commissions IL 1927
Inspector's Signature National Board, State, Province, and Endorsements
Date 1-31- 20 01

FORM N-2 NPT CERTIFICATE HOLDERS' DATA REPORT FOR NUCLEAR PART AND APPURTENANCES*
As required by the Provision of the ASME Code Rules, Section III, Div. 1

1. Manufactured & Certified by : General Electric Company Nuclear Fuel & Components Manufacturing (GE NF & CM)
2117 Castle Hayne Road, Wilmington, North Carolina 28401
(Name and Address of NPT Certificate Holder)
- (b) Manufactured for : Quad Cities 1 Cordova, Illinois 61242
(Name and Address of N Certificate Holder for completed nuclear component)
2. Identification - Certificate Holder's S/N of Part : A8322 Nat'l Bd. No. N/A
- (a) Constructed According to Drawing No: 919D258G003 Rev 17 Dwg. Prepared by D. L. Peterson
- (b) Description of Part Inspected: Cylinder Tube & Flange
- (c) Applicable ASME Code: Section III, Edition 1974, Addenda Date W'75, Case No. N207 1361-2 Class 1
3. REMARKS: Standard part for use with Reactor. Hydrostatically tested at 1825 psi. min.
(Brief description of service for which component was designed)

Sheet 1 of 2

We certify that the statements in this report are correct and this vessel part or appurtenance as defined in the code conforms to the rules of construction of the ASME Code Section III. (The applicable Designed Specification and Stress Report are not the responsibility of the NPT Certificate Holder for parts. An NPT Certification Holder for appurtenances is responsible for furnishing a separate Design Specification and Stress Report if the appurtenance is not included in the component Design Specification and Stress Report).

Date: 09/25/92Signed GE-NEBG-NF & CM-QA
(NPT Certificate Holder)By [Signature]
(QC QA Representative)Certificate of Authorization Expires: 6/16/93 Certification of Authorization No. : NPT N-1151**Certification of Design for Appurtenance**Design information on file at GE Company, San Jose, CaliforniaStress analysis report on file at GE Company, San Jose, California

DC22A6253 Rev. 1

Design specification certified by Blom Harberg Prof. Eng. State Calif. Reg. No. 15570

DC22A6254 Rev 1

Stress analysis report certified by Edward Yoshio Prof. Eng. State Calif. Reg. No. M018646**Certification of Shop Inspection**

I, the undersigned, holding a valid commission by the National Board of Boiler and Pressure Inspectors and/or the State or Province of North Carolina and employed by Department of Labor of State of North Carolina have inspected the part of a pressure vessel described in this Partial Data Report on 9/23, 1992 and state that to the best of my knowledge and belief, the NPT Certificate Holder has constructed this part in accordance with the ASME Code Section III.

By signing this certificate, neither the Inspector nor his employer makes any warranty, expressed or implied, concerning the part described in the Partial Data Report. Furthermore, neither the Inspector nor his employer shall be liable in any manner for any personal injury or property damages or a loss of any kind arising from or connected with this inspection.

Date 9/25, 1992[Signature]
Inspector's SignatureNC 1231, Ohio, WC 3686 PA
National Board, State, Province And No.

*Supplemental sheets in form of lists, sketches or drawing may be used provided (1) size is 8-1/2" x 11", (2) information in 1-2 on this Data Report is included on each sheet, and (3) each sheet is numbered and number of sheets is recorded in Item 3. "REMARKS".

FORM N-2 (back)

Items 4-8 Incl. to be completed for single wall vessels, jackets vessels, or shells of heat exchangers.

4. Shell: Material _____ T.S. _____ Nominal Thickness _____ in. Corrosion Allowance _____ in. Dia. _____ ft. _____ in. Length _____ ft. _____ in.
(Kind & Spec. No.) (Min. of Range Specified)

5. Seams: Long _____ H.T. _____ R.T. _____ Efficiency _____ %
Girth _____ H.T. _____ R.T. _____ No. of Courses _____

6. Heads: (a) Material _____ T.S. _____ (b) Material _____ T.S. _____
Location (Top Thickness Crown Knuckle Elliptical Conical Hemispherical Flat Side to Press.
Bottom, Ends) Radius Radius Ratio Apex Angle Radius Diameter (conv. or conc.)
(a) _____
(b) _____
If removable, bolts used _____ Other fastening _____
(Material, Spec. No., T.B. Size Number) (Describe or attach sketch)

7. Jacket Closure: _____
(Describe as ogee and weld, bar, etc. If bar give dimensions, if bolts, describe or sketch)
8. Design pressure ² _____ 1250 _____ psi at _____ 575 _____ ° F Drop Weight _____ ft-lb
Charpy Impact _____ ° F at temp of _____ ° F

Items 9 and 10 to be completed for tube sections

9. Tube Sheets: Stationary. Material _____ Dia. _____ Thickness _____ in. Attachment _____
(Kind & Spec. No.) (Subject to pressure) (Welded, Bolted)
Floating. Material _____ Dia. _____ Thickness _____ in. Attachment _____

10. Tubes: Material _____ O.D. _____ in. Thickness _____ inches or gage. Number _____ Type _____
(St. or U)

Items 11 - 14 incl. to be completed for inner chambers of jacketed vessels, or channels of heat exchangers.

11. Shell: Material _____ T.S. _____ Nominal Thickness _____ in. Corrosion Allowance _____ in. Dia. _____ ft. _____ in. Length _____ ft. _____ in.
(Kind & Spec. No.) (Min. of Range Specified)

12. Seams: Long _____ H.T. _____ R.T. _____ Efficiency _____ %
Girth _____ H.T. _____ R.T. _____ No. of Courses _____

13. Heads: (a) Material _____ T.S. _____ (b) Material _____ T.S. _____
Location Thickness Crown Knuckle Elliptical Conical Hemispherical Flat Side to Press.
(a) Top, bottom, ends _____ Radius Radius Ratio Apex Angle Radius Diameter (conv. or conc.)
(b) Channel _____
If removable, bolts used (a) _____ (b) _____ (c) _____ Other fastening _____
(Describe or attach sketch)

14. Design pressure ² _____ psi at _____ ° F Drop Weight _____ ft-lb
Charpy Impact _____ ° F at temp of _____ ° F

Items below to be completed for all vessels where applicable.

15. Safety Valve Outlets: Number _____ Size _____ Location _____

16. Nozzles: Purpose (Inlet, Outlet, Drain) Number Dia. or Size Type Material Thickness Reinforcement Material How Attached

17. Inspection Openings: Manholes, No. _____ Size _____ Location _____
Handholes, No. _____ Size _____ Location _____
Threaded, No. _____ Size _____ Location _____

18. Supports: Skirt _____ Lugs _____ Legs _____ Other _____ Attached _____
(Yes or No) (Number) (Number) (Describe) (Where & How)

1 - If Postweld Heat-Treated.

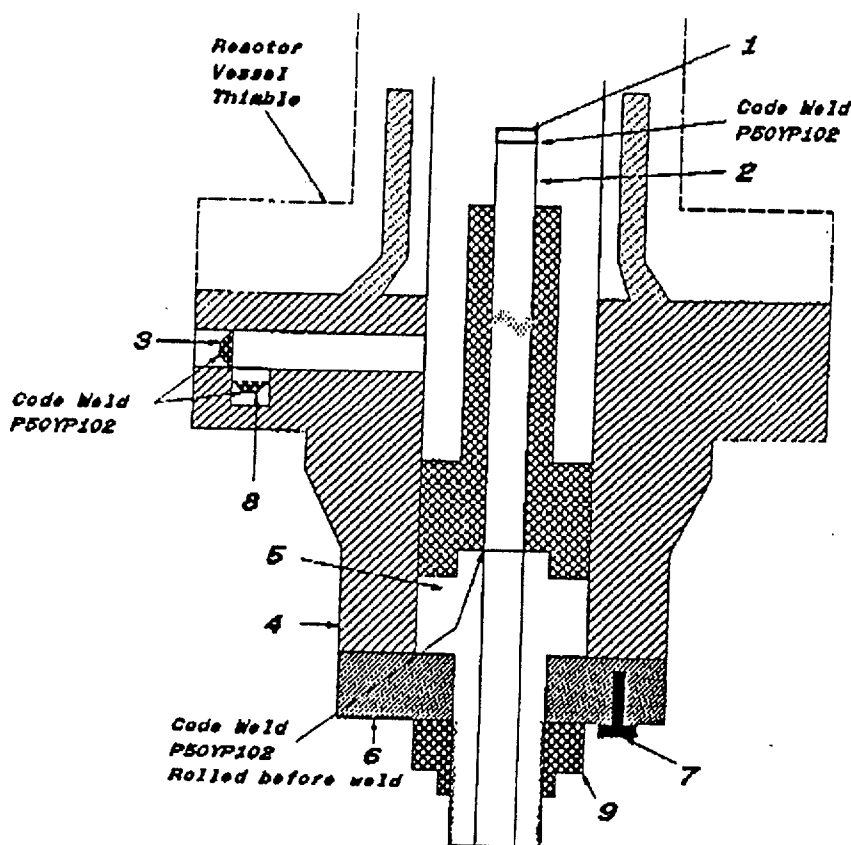
2 - List other internal or external pressure with coincident temperature when applicable.

FORM N-2 NPT CERTIFICATE HOLDERS' DATA REPORT FOR NUCLEAR PART AND APPURTENANCES*
 As required by the Provision of the ASME Code Rules, Section III, Div. I

1. Manufactured & Certified by : General Electric Company Nuclear Fuel & Components Manufacturing (GE NF & CM)
2117 Castle Hayne Road, Wilmington, North Carolina 28401
 (Name and Address of NPT Certificate Holder)
- (b) Manufactured for : Quad Cities 1 Cordova, Illinois 61242
 (Name and Address of N Certificate Holder for completed nuclear component)
2. Identification - Certificate Holder's S/N of Part : A8322 Nat'l Bd. No. N/A
- (a) Constructed According to Drawing No: 919D258G003 Rev 17 Dwg. Prepared by D.L. Peterson
- (b) Description of Part Inspected: Cylinder Tube & Flange
- (c) Applicable ASME Code: Section III, Edition 1974, Addenda Data W'75, Case No. N207 1361-2 Class 1
3. REMARKS: Standard part for use with Reactor. Hydrostatically tested at 1825 psi. min.
 (Brief description of service for which component was designed)

Sheet 2 of 2

1. Cap 166B9274P001
SA182 - F304
3/8" thick x 1 1/16" OD
2. Indicator Tube 160B9313P001
SA312 - TP316
3/4" sch 40 - seamless pipe
0.113" wall thickness
1.065" max. dia.
3. Plug 159A1176P001
SA182 - F304
1/4" thick x 0.812" OD
4. Flange 919D610P001 (719E474)
SA182 - F304
3.37" thick x 9 5/8" OD
5. Base 137C5311P001
SA182 - F304
7/8" thick x 2.875" dia.
6. Ring Flange 114B5122P002, P003
137C8151P001, P002
SA182 - F304
1" thick x 5.0" OD x 1.75" ID
7. Cap Screw 117C4516P002
SA193 - B6
6 ea. 1/2" dia. on 4 1/8" bolt circle
8. Plug 176A7961P001
SA182 - F304
0.38" thick x 1.307" dia.
9. Nut 137C5934P001
XM - 19 SA479
1.30" thick x 2.62" dia.



FORM NIS-2 OWNER'S REPORT OF REPAIR OR REPLACEMENT
As Required by the Provisions of ASME Code Section XI

1. Owner Commonwealth Edison Company Date 11/16/00
(Name)
One First National Plaza, Chicago, IL, 60690 Sheet 1 of 1
(Address)
2. Plant LaSalle County Nuclear Station Unit 2 990181599
(Name)
2601 N. 21st Rd. Marseilles, IL 61341 Repair Organization, P.O. No., Job No., etc.
(Address)
3. Work Performed by Mechanical Maintenance Type Code Symbol Stamp N/A
(Name)
Mechanical Maintenance Authorization No. N/A
(Address) Expiration Date N/A
4. Identification of System (RD) Control Rod Drive
5. (a) Applicable Construction Code Sect III 1971 Edition No. Addenda, Code Cases 1361-1, 1361-2
(b) Applicable Edition of Section XI Utilized for Repairs or Replacements-1989, No Ad, Code Cases None
6. Identification of Components Repaired or Replaced, and Replacement Components

Name of Component	Name of Mfr.	Mfrs. Ser. No.	Nat'l Bd. No.	CRN No.	Other Identification	Year Built	Repaired Replaced, Replacement	ASME Code Stamped (Yes or No)
CRD Assembly	GE	S/N 6807	N/A	N/A	2C11-D3843	*	Replaced	N/A
CRD Assembly	GE	S/N 7784	N/A	N/A	RIN 58281	2000**	Replacement	N/A
(8) CRD Capscrews	*	*	N/A	N/A	2C11-D3843	*	Replaced	N/A
(8) CRD Capscrews	NOVA	Ht Code SJH	N/A	N/A	2C11-D3843	2000**	Replacement	N/A

7. Description of Work Class 1 Replacement Replaced CRD and CRD Flange Capscrews.
8. Tests Conducted: Hydrostatic ☐ Pneumatic ☐ Normal Operating Pressure ☒ Other Visual
Pressure 1030 psi Test Temp. Amb. Deg. F
9. Remarks * = Per N-5 Code Data Report on file at LaSalle County Station. CRD SN# 7784 was refurbished with documentation provided under Quality Receipt Inspection # 58281 and installed as a replacement for SN# 6807. Under work request 990181599. ** = Replacement CRD Code of Construction is ASME Section III, 1971 Ed. S73 & W73 Ad. Reconciled to the original per PTEs PTE 88-013 & PTE 88-396 on file at LaSalle Station. Replacement Capscrew Code of Construction is ASME Section III, Class 1, 1986 Ed. No Ad. Reconciled to the original Code of Construction per PTE M91-007-0320-01 on file at LaSalle Station.
(Applicable Manufacturer's Data Report to be Attached)

CERTIFICATION OF COMPLIANCE

We certify that the statements made in the report are correct and this Replacement conforms to the rules of the ASME Code, Section XI. (repair or replacement)

Type Code Symbol Stamp NONE

Certificate of Authorization No. N/A Expiration Date N/A

Signed [Signature] ISI Coordinator Date January 24, 20 01
Owner or Owner's Designee, Title

CERTIFICATE OF INSERVICE INSPECTION

I, The undersigned, holding a valid commission issued by the National Board of Boiler and Pressure Vessel Inspectors and the State or Province of Illinois and employed by Hartford Steam Boiler Insp. & Ins. Co. Of Hartford, CT. have inspected the components described in this Owner's Report during the period L2R07 to L2R08

and state that to the best of my knowledge and belief, the Owner has performed examinations and taken corrective measures described in this owner's Report in accordance with the requirements of the ASME Code, Section XI. By signing this certificate neither the Inspector nor his employer makes any warranty, expressed or implied, concerning the examinations and corrective measures described in this Owner's Report. Furthermore, Neither the Inspector nor his employer shall be liable in any manner for any personal injury or property damage or a loss of any kind arising from or connected with this inspection.

[Signature] Commissions IL 1927
Inspector's Signature National Board, State, Province, and Endorsements
Date 1-26- 20 01

FORM NIS-2 OWNER'S REPORT OF REPAIR OR REPLACEMENT
As Required by the Provisions of ASME Code Section XI

1. Owner Commonwealth Edison Company Date 11/16/00
(Name)
One First National Plaza, Chicago, IL, 60690 Sheet 1 of 1
(Address)
2. Plant LaSalle County Nuclear Station Unit 2 990181602
(Name) Repair Organization, P.O. No., Job No., etc.
2601 N. 21st Rd. Marseilles, IL 61341
(Address)
3. Work Performed by Mechanical Maintenance Type Code Symbol Stamp N/A
(Name) Authorization No. N/A
Mechanical Maintenance Expiration Date N/A
(Address)
4. Identification of System (RD) Control Rod Drive
5. (a) Applicable Construction Code Sect III 1971 Edition No. Addenda, Code Cases 1361-1, 1361-2
(b) Applicable Edition of Section XI Utilized for Repairs or Replacements-1989, No Ad, Code Cases None
6. Identification of Components Repaired or Replaced, and Replacement Components

Name of Component	Name of Mfr.	Mfrs. Ser. No.	Nat'l Bd. No.	CRN No.	Other Identification	Year Built	Repaired Replaced, Replacement	ASME Code Stamped (Yes or No)
CRD Assembly	GE	S/N 7380	N/A	N/A	2C11-D4235	*	Replaced	N/A
CRD Assembly	GE	S/N 6895	N/A	N/A	RIN 58281	2000**	Replacement	N/A
(8) CRD Capscrews	*	*	N/A	N/A	2C11-D4235	*	Replaced	N/A
(8) CRD Capscrews	NOVA	Ht Code SJH	N/A	N/A	2C11-D4235	2000**	Replacement	N/A

7. Description of Work Class 1 Replacement Replaced CRD and CRD Flange Capscrews.
8. Tests Conducted: Hydrostatic ☐ Pneumatic ☐ Normal Operating Pressure ☒ Other Visual
Pressure 1030 psi Test Temp. Amb. Deg. F
9. Remarks * = Per N-5 Code Data Report on file at LaSalle County Station. CRD SN# 6895 was refurbished with documentation provided under Quality Receipt Inspection # 58281 and installed as a replacement for SN# 7380. Under work request 990181602. ** = Replacement CRD Code of Construction is ASME Section III, 1971 Ed. S73 & W73 Ad. Reconciled to the original per PTEs PTE 88-013 & PTE 88-396 on file at LaSalle Station. Replacement Capscrew Code of Construction is ASME Section III, Class 1, 1986 Ed. No Ad. Reconciled to the original Code of Construction per PTE M91-007-0320-01 on file at LaSalle Station.
(Applicable Manufacturer's Data Report to be Attached)

CERTIFICATION OF COMPLIANCE

We certify that the statements made in the report are correct and this Replacement conforms to the rules of the ASME Code, Section XI. (repair or replacement)

Type Code Symbol Stamp NONE

Certificate of Authorization No. N/A Expiration Date N/A

Signed *John C. Koles* ISI Coordinator Date January 24, 20 01
Owner or Owner's Designee, Title

CERTIFICATE OF INSERVICE INSPECTION

I, The undersigned, holding a valid commission issued by the National Board of Boiler and Pressure Vessel Inspectors and the State or Province of Illinois and employed by Hartford Steam Boiler Insp. & Ins. Co. Of Hartford, CT. have inspected the components described in this Owner's Report during the period L2R07 to L2R08,

and state that to the best of my knowledge and belief, the Owner has performed examinations and taken corrective measures described in this owner's Report in accordance with the requirements of the ASME Code, Section XI. By signing this certificate neither the Inspector nor his employer makes any warranty, expressed or implied, concerning the examinations and corrective measures described in this Owner's Report. Furthermore, Neither the Inspector nor his employer shall be liable in any manner for any personal injury or property damage or a loss of any kind arising from or connected with this inspection.

Robert W. White Commissions IL 1927
Inspector's Signature National Board, State, Province, and Endorsements
Date 1-26- 20 01

FORM NIS-2 OWNER'S REPORT OF REPAIR OR REPLACEMENT
As Required by the Provisions of ASME Code Section XI

1. Owner Commonwealth Edison Company Date 11/16/00
(Name)
One First National Plaza, Chicago, IL, 60690 Sheet 1 of 1
(Address)
2. Plant LaSalle County Nuclear Station Unit 2 990181603
(Name) Repair Organization, P.O. No., Job No., etc.
2601 N. 21st Rd. Marseilles, IL 61341
(Address)
3. Work Performed by Mechanical Maintenance Type Code Symbol Stamp N/A
(Name) Authorization No. N/A
Mechanical Maintenance Expiration Date N/A
(Address)
4. Identification of System (RD) Control Rod Drive
5. (a) Applicable Construction Code Sect III 1971 Edition No., Addenda, Code Cases 1361-1, 1361-2
(b) Applicable Edition of Section XI Utilized for Repairs or Replacements-1989, No Ad, Code Cases None
6. Identification of Components Repaired or Replaced, and Replacement Components

Name of Component	Name of Mfr.	Mfrs. Ser. No.	Nat'l Bd. No.	CRN No.	Other Identification	Year Built	Repaired Replaced, Replacement	ASME Code Stamped (Yes or No)
CRD Assembly	GE	S/N 9385	N/A	N/A	2C11-D1835	*	Replaced	N/A
CRD Assembly	GE	S/N A991	N/A	N/A	RIN 58281	2000**	Replacement	N/A
(8) CRD Capscrews	*	*	N/A	N/A	2C11-D1835	*	Replaced	N/A
(8) CRD Capscrews	NOVA	Ht Code SJH	N/A	N/A	2C11-D1835	2000**	Replacement	N/A

7. Description of Work Class 1 Replacement Replaced CRD and CRD Flange Capscrews.
8. Tests Conducted: Hydrostatic ☐ Pneumatic ☐ Normal Operating Pressure ☒ Other Visual
Pressure 1030 psi Test Temp. Amb. Deg. F
9. Remarks * = Per N-5 Code Data Report on file at LaSalle County Station. CRD SN# A991 was refurbished with documentation provided under Quality Receipt Inspection # 58281 and installed as a replacement for SN# 9385. Under work request 990181603. ** = Replacement CRD Code of Construction is ASME Section III, 1971 Ed. S73 & W73 Ad. Reconciled to the original per PTEs PTE 88-013 & PTE 88-396 on file at LaSalle Station. Replacement Capscrew Code of Construction is ASME Section III, Class 1, 1986 Ed. No Ad. Reconciled to the original Code of Construction per PTE M91-007-0320-01 on file at LaSalle Station.
(Applicable Manufacturer's Data Report to be Attached)

CERTIFICATION OF COMPLIANCE

We certify that the statements made in the report are correct and this Replacement conforms to the rules of the ASME Code, Section XI. (repair or replacement)

Type Code Symbol Stamp NONE

Certificate of Authorization No. N/A Expiration Date N/A

Signed *Paul C. Lewis* ISI Coordinator Date January 24, 20 01
Owner or Owner's Designee, Title

CERTIFICATE OF INSERVICE INSPECTION

I, The undersigned, holding a valid commission issued by the National Board of Boiler and Pressure Vessel Inspectors and the State or Province of Illinois and employed by Hartford Steam Boiler Insp. & Ins. Co. Of Hartford, CT. have inspected the components described in this Owner's Report during the period L2R07 to L2R08

and state that to the best of my knowledge and belief, the Owner has performed examinations and taken corrective measures described in this owner's Report in accordance with the requirements of the ASME Code, Section XI. By signing this certificate neither the Inspector nor his employer makes any warranty, expressed or implied, concerning the examinations and corrective measures described in this Owner's Report. Furthermore, Neither the Inspector nor his employer shall be liable in any manner for any personal injury or property damage or a loss of any kind arising from or connected with this inspection.

Robert W. White Commissions IL 1927
Inspector's Signature National Board, State, Province, and Endorsements
Date 1-26-2001

FORM NIS-2 OWNER'S REPORT OF REPAIR OR REPLACEMENT
As Required by the Provisions of ASME Code Section XI

1. Owner Commonwealth Edison Company Date 11/16/00
(Name)
One First National Plaza, Chicago, IL, 60690 Sheet 1 of 1
(Address)
2. Plant LaSalle County Nuclear Station Unit 2 990183917
(Name) Repair Organization, P.O. No., Job No., etc.
2601 N. 21st Rd. Marseilles, IL 61341
(Address)
3. Work Performed by Mechanical Maintenance Type Code Symbol Stamp N/A
(Name) Authorization No. N/A
Mechanical Maintenance Expiration Date N/A
(Address)
4. Identification of System (C11) CRDM
5. (a) Applicable Construction Code Sect III 1971 Edition No. Addenda, Code Cases 1361-1, 1361-2
(b) Applicable Edition of Section XI Utilized for Repairs or Replacements-1989, No Ad, Code Cases None
6. Identification of Components Repaired or Replaced, and Replacement Components

Name of Component	Name of Mfr.	Mfrs. Ser. No.	Nat'l Bd. No.	CRN No.	Other Identification	Year Built	Repaired Replaced, Replacement	ASME Code Stamped (Yes or No)
(8) Flange Capscrews	*	*	N/A	N/A	2C11-D2243	*	Replaced	N/A
(1) Flange Capscrews	NOVA	Ht Code SJH	N/A	N/A	2C11-D2243	2000	Replacement	N/A
(7) Flange Capscrews	NOVA	Ht Code PKJ	N/A	N/A	2C11-D2243	2000	Replacement	N/A

7. Description of Work Class 1 Replacement Replaced CRD Flange Capscrews.
8. Tests Conducted: Hydrostatic ☐ Pneumatic ☐ Normal Operating Pressure ☒ Other Visual
Pressure 1030 psi Test Temp. Amb. Deg. F
9. Remarks * = Per N-5 Code Data Report on file at LaSalle County Station. Replacement Capscrews Code of Construction is ASME Section III, Class 1, 1986 Ed. No Ad. Reconciled to original Code of Construction per PTE M91-007-0320-01 on file at LaSalle County Station.
(Applicable Manufacturer's Data Report to be Attached)

CERTIFICATION OF COMPLIANCE

We certify that the statements made in the report are correct and this Replacement conforms to the rules of the ASME Code, Section XI. (repair or replacement)

Type Code Symbol Stamp NONE

Certificate of Authorization No. N/A Expiration Date N/A

Signed [Signature] ISI Coordinator Date February 1, 20 01
Owner or Owner's Designee, Title

CERTIFICATE OF INSERVICE INSPECTION

I, The undersigned, holding a valid commission issued by the National Board of Boiler and Pressure Vessel Inspectors and the State or Province of Illinois and employed by Hartford Steam Boiler Insp. & Ins. Co. Of Hartford, CT. have inspected the components described in this Owner's Report during the period L2R07 to L2R08

and state that to the best of my knowledge and belief, the Owner has performed examinations and taken corrective measures described in this owner's Report in accordance with the requirements of the ASME Code, Section XI. By signing this certificate neither the Inspector nor his employer makes any warranty, expressed or implied, concerning the examinations and corrective measures described in this Owner's Report. Furthermore, Neither the Inspector nor his employer shall be liable in any manner for any personal injury or property damage or a loss of any kind arising from or connected with this inspection.

Rocky W. White Commissions IL 1927
Inspector's Signature National Board, State, Province, and Endorsements
Date 2-1- 20 01

FORM NIS-2 OWNER'S REPORT OF REPAIR OR REPLACEMENT
As Required by the Provisions of ASME Code Section XI

1. Owner Commonwealth Edison Company Date 11/16/00
(Name)
One First National Plaza, Chicago, IL, 60690 Sheet 1 of 1
(Address)
2. Plant LaSalle County Nuclear Station Unit 2 990198934
(Name)
2601 N. 21st Rd. Marseilles, IL 61341 Repair Organization, P.O. No., Job No., etc.
(Address)
3. Work Performed by Mechanical Maintenance Type Code Symbol Stamp N/A
(Name)
Mechanical Maintenance Authorization No. N/A
(Address) Expiration Date N/A
4. Identification of System (RD) Control Rod Drive
5. (a) Applicable Construction Code Sect III 1971 Edition No., Addenda, Code Cases 1361-1, 1361-2
(b) Applicable Edition of Section XI Utilized for Repairs or Replacements-1989, No Ad, Code Cases None
6. Identification of Components Repaired or Replaced, and Replacement Components

Name of Component	Name of Mfr.	Mfrs. Ser. No.	Nat'l Bd. No.	CRN No.	Other Identification	Year Built	Repaired Replaced, Replacement	ASME Code Stamped (Yes or No)
CRD Assembly	GE	S/N 7535	N/A	N/A	2C11-D4255	*	Replaced	N/A
CRD Assembly	GE	S/N 9391	N/A	N/A	RIN 58281	2000**	Replacement	N/A
(8) CRD Capscrews	*	*	N/A	N/A	2C11-D4255	*	Replaced	N/A
(8) CRD Capscrews	NOVA	Ht Code SJH	N/A	N/A	2C11-D4255	2000**	Replacement	N/A


7. Description of Work Class 1 Replacement Replaced CRD and CRD Flange Capscrews.
8. Tests Conducted: Hydrostatic ☐ Pneumatic ☐ Normal Operating Pressure ☒ Other Visual
Pressure 1030 psi Test Temp. Amb. Deg. F
9. Remarks * = Per N-5 Code Data Report on file at LaSalle County Station. CRD SN# 9391 was refurbished with documentation provided under Quality Receipt Inspection # 58281 and installed as a replacement for SN# 7535. Under work request 990198934. ** = Replacement CRD Code of Construction is ASME Section III, 1971 Ed. S73 & W73 Ad. Reconciled to the original per PTEs PTE 88-013 & PTE 88-396 on file at LaSalle Station. Replacement Capscrew Code of Construction is ASME Section III, Class 1, 1986 Ed. No Ad. Reconciled to the original Code of Construction per PTE M91-007-0320-01 on file at LaSalle Station.
(Applicable Manufacturer's Data Report to be Attached)

CERTIFICATION OF COMPLIANCE

We certify that the statements made in the report are correct and this Replacement conforms to the rules of the ASME Code, Section XI. (repair or replacement)

Type Code Symbol Stamp NONE

Certificate of Authorization No. N/A Expiration Date N/A

Signed  ISI Coordinator Date January 24, 20 01
Owner or Owner's Designee, Title

CERTIFICATE OF INSERVICE INSPECTION

I, The undersigned, holding a valid commission issued by the National Board of Boiler and Pressure Vessel Inspectors and the State or Province of Illinois and employed by Hartford Steam Boiler Insp. & Ins. Co. Of Hartford, CT. have inspected the components described in this Owner's Report during the period L2R07 to L2R08,

and state that to the best of my knowledge and belief, the Owner has performed examinations and taken corrective measures described in this owner's Report in accordance with the requirements of the ASME Code, Section XI. By signing this certificate neither the Inspector nor his employer makes any warranty, expressed or implied, concerning the examinations and corrective measures described in this Owner's Report. Furthermore, Neither the Inspector nor his employer shall be liable in any manner for any personal injury or property damage or a loss of any kind arising from or connected with this inspection.

 Commissions IL 1927
Inspector's Signature National Board, State, Province, and Endorsements
Date 1-26- 20 01

FORM NIS-2 OWNER'S REPORT OF REPAIR OR REPLACEMENT
As Required by the Provisions of ASME Code Section XI

1. Owner Commonwealth Edison Company Date 11/20/00
(Name)
One First National Plaza, Chicago, IL, 60690 Sheet 1 of 1
(Address)

2. Plant LaSalle County Nuclear Station Unit 2 990020490
(Name)
2601 N. 21st Rd. Marseilles, IL 61341 Repair Organization, P.O. No., Job No., etc.
(Address)

3. Work Performed by Mechanical Maintenance Type Code Symbol Stamp N/A
(Name)
Mechanical Maintenance Authorization No. N/A
(Address) Expiration Date N/A

4. Identification of System (RH) Residual Heat Removal

5. (a) Applicable Construction Code Sect III 1971 Edition No. Addenda, Code Cases None
(b) Applicable Edition of Section XI Utilized for Repairs or Replacements-19 89, No Ad, Code Cases None

6. Identification of Components Repaired or Replaced, and Replacement Components

Name of Component	Name of Mfr.	Mfrs. Ser. No.	Nat'l Bd. No.	CRN No.	Other Identification	Year Built	Repaired Replaced, Replacement	ASME Code Stamped (Yes or No)
Check Valve	TRW Mission	*	N/A	N/A	2E12-F031A	*	Repaired	N/A

7. Description of Work Class 2 Repair. Repair by metal removal, machined valve body seats.

8. Tests Conducted: Hydrostatic ☐ Pneumatic ☐ Normal Operating Pressure ☒ Other Visual
Pressure 140 psi Test Temp. Ambient Deg. F

9. Remarks * = Per N-5 Code Data Report on file at LaSalle County Station..
(Applicable Manufacturer's Data Report to be Attached)

CERTIFICATION OF COMPLIANCE

We certify that the statements made in the report are correct and this Repair conforms to the rules of the ASME Code, Section XI.
(repair or replacement)

Type Code Symbol Stamp NONE

Certificate of Authorization No. N/A Expiration Date N/A

Signed *John C. Forcisi* ISI Coordinator Date January 27, 20 01
Owner or Owner's Designee, Title

CERTIFICATE OF INSERVICE INSPECTION

I, The undersigned, holding a valid commission issued by the National Board of Boiler and Pressure Vessel Inspectors and the State or Province of Illinois and employed by Hartford Steam Boiler Insp. & Ins. Co. Of Hartford, CT. have inspected the components described in this Owner's Report during the period L2R07 to L2R08 and state that to the best of my knowledge and belief, the Owner has performed examinations and taken corrective measures described in this owner's Report in accordance with the requirements of the ASME Code, Section XI. By signing this certificate neither the Inspector nor his employer makes any warranty, expressed or implied, concerning the examinations and corrective measures described in this Owner's Report. Furthermore, Neither the Inspector nor his employer shall be liable in any manner for any personal injury or property damage or a loss of any kind arising from or connected with this inspection.

Ruby W. White Commissions IL 1927
Inspector's Signature National Board, State, Province, and Endorsements
Date 1-27- 20 01

FORM NIS-2 OWNER'S REPORT OF REPAIR OR REPLACEMENT
As Required by the Provisions of ASME Code Section XI

1. Owner Commonwealth Edison Company Date 11/23/00
(Name)
One First National Plaza, Chicago, Il., 60690 Sheet 1 of 1
(Address)
2. Plant LaSalle County Nuclear Station Unit 2 990025524
(Name) Repair Organization, P.O. No., Job No., etc.
2601 N. 21st Rd. Marseilles, Il. 61341
(Address)
3. Work Performed by Mechanical Maintenance Type Code Symbol Stamp N/A
(Name) Authorization No. N/A
Mechanical Maintenance Expiration Date N/A
(Address)
4. Identification of System (VQ) Primary Containment Vent & Purge
5. (a) Applicable Construction Code Sect III 19 83 Edition S84 Addenda, Code Cases None
(b) Applicable Edition of Section XI Utilized for Repairs or Replacements-19 89, No Ad, Code Cases None
6. Identification of Components Repaired or Replaced, and Replacement Components

Name of Component	Name of Mfr.	Mfrs. Ser. No.	Nat'l Bd. No.	CRN No.	Other Identification	Year Built	Repaired Replaced, Replacement	ASME Code Stamped (Yes or No)
26" Wafer Stop Valve	Clow Tricentric	S/N 84-2842-01N-16	N/A	N/A	2VQ030	*	Replaced	N/A
26" Wafer Stop Valve	Clow Tricentric	S/N 87-5249-01N-02	N/A	N/A	2VQ030**	*	Replacement	N/A

7. Description of Work Class 2 Replacement. * = Per N-5 Code Data Report on file at LaSalle County Station.
8. Tests Conducted: Hydrostatic ☐ Pneumatic ☐ Normal Operating Pressure ☒ Other Visual
Pressure 42 psi Test Temp. Amb. Deg. F
9. Remarks Replaced valve with spare valve. Replacement valve was repaired under work request 990155469.
Replacement valve's original equipment part number was 1VQ034.

(Applicable Manufacturer's Data Report to be Attached)

CERTIFICATION OF COMPLIANCE

We certify that the statements made in the report are correct and this Replacement conforms to the rules of the ASME Code, Section XI. (repair or replacement)

Type Code Symbol Stamp NONE

Certificate of Authorization No. N/A Expiration Date N/A

Signed *John C. Lewis* ISI Coordinator Date January 25, 20 01
Owner or Owner's Designee, Title

CERTIFICATE OF INSERVICE INSPECTION

I, The undersigned, holding a valid commission issued by the National Board of Boiler and Pressure Vessel Inspectors and the State or Province of Illinois and employed by Hartford Steam Boiler Insp. & Ins. Co. Of Hartford, CT. have inspected the components described in this Owner's Report during the period L2R07 to L2R08

and state that to the best of my knowledge and belief, the Owner has performed examinations and taken corrective measures described in this owner's Report in accordance with the requirements of the ASME Code, Section XI. By signing this certificate neither the Inspector nor his employer makes any warranty, expressed or implied, concerning the examinations and corrective measures described in this Owner's Report. Furthermore, Neither the Inspector nor his employer shall be liable in any manner for any personal injury or property damage or a loss of any kind arising from or connected with this inspection.

Robert W. White Commissions IL 1927
Inspector's Signature National Board, State, Province, and Endorsements
Date 1-25-20 01

FORM NIS-2 OWNER'S REPORT OF REPAIR OR REPLACEMENT
As Required by the Provisions of ASME Code Section XI

1. Owner Commonwealth Edison Company Date 11/22/00
(Name)
One First National Plaza, Chicago, IL, 60690 Sheet 1 of 1
(Address)
2. Plant LaSalle County Nuclear Station Unit 2 990122813
(Name) Repair Organization, P.O. No., Job No., etc.
2601 N. 21st Rd. Marseilles, IL 61341
(Address)
3. Work Performed by Mechanical Maintenance Type Code Symbol Stamp N/A
(Name) Authorization No. N/A
Mechanical Maintenance Expiration Date N/A
(Address)
4. Identification of System (MS) Main Steam
5. (a) Applicable Construction Code ANSI B31.1 19 73 Edition S74, W76, Addenda, Code Cases None
(b) Applicable Edition of Section XI Utilized for Repairs or Replacements-19 89, No Ad, Code Cases None
6. Identification of Components Repaired or Replaced, and Replacement Components

Name of Component	Name of Mfr.	Mfrs. Ser. No.	Nat'l Bd. No.	CRN No.	Other Identification	Year Built	Repaired Replaced, Replacement	ASME Code Stamped (Yes or No)
Load Stud	Morrison	*	N/A	N/A	MS01-2801C	*	Replaced	N/A
Load Stud	Nova	N/A	N/A	N/A	MS01-2801C	2000	Replacement	N/A

7. Description of Work Class 2 Replacement. Replace Load Stud for support MS01-2801C.
8. Tests Conducted: Hydrostatic ☐ Pneumatic ☐ Normal Operating Pressure ☐ Other Visual
Pressure psi Test Temp. Deg. F
9. Remarks * = Per original construction installation specification J-2530.
(Applicable Manufacturer's Data Report to be Attached)

CERTIFICATION OF COMPLIANCE

We certify that the statements made in the report are correct and this Replacement conforms to the rules of the ASME Code, Section XI. (repair or replacement)

Type Code Symbol Stamp NONE

Certificate of Authorization No. N/A Expiration Date N/A

Signed *John C. Lewis* ISI Coordinator Date January 27, 20 01
Owner or Owner's Designee, Title

CERTIFICATE OF INSERVICE INSPECTION

I, The undersigned, holding a valid commission issued by the National Board of Boiler and Pressure Vessel Inspectors and the State or Province of Illinois and employed by Hartford Steam Boiler Insp. & Ins. Co. Of Hartford, CT. have inspected the components described in this Owner's Report during the period L2R07 to L2R08, and state that to the best of my knowledge and belief, the Owner has performed examinations and taken corrective measures described in this owner's Report in accordance with the requirements of the ASME Code, Section XI. By signing this certificate neither the Inspector nor his employer makes any warranty, expressed or implied, concerning the examinations and corrective measures described in this Owner's Report. Furthermore, Neither the Inspector nor his employer shall be liable in any manner for any personal injury or property damage or a loss of any kind arising from or connected with this inspection.

Robert W. White Commissions IL 1927
Inspector's Signature National Board, State, Province, and Endorsements
Date 1-27- 20 01

FORM NIS-2 OWNER'S REPORT OF REPAIR OR REPLACEMENT
As Required by the Provisions of ASME Code Section XI

1. Owner Commonwealth Edison Company Date 11/14/00
(Name)
One First National Plaza, Chicago, Il., 60690 Sheet 1 of 1
(Address)
2. Plant LaSalle County Nuclear Station Unit 2 990133110
(Name) Repair Organization, P.O. No., Job No., etc.
2601 N. 21st Rd. Marseilles, Il. 61341
(Address)
3. Work Performed by Mechanical Maintenance Type Code Symbol Stamp N/A
(Name) Authorization No. N/A
Mechanical Maintenance Expiration Date N/A
(Address)
4. Identification of System (RI) Reactor Core Isolation Cooling
5. (a) Applicable Construction Code Section III 19 ** Edition **, Addenda, Code Cases **
(b) Applicable Edition of Section XI Utilized for Repairs or Replacements-19 89, No. Ad, Code Cases N-416-1
6. Identification of Components Repaired or Replaced, and Replacement Components

Name of Component	Name of Mfr.	Mfrs. Ser. No.	Nat'l Bd. No.	CRN No.	Other Identification	Year Built	Repaired Replaced, Replacement	ASME Code Stamped (Yes or No)
2" Globe Valve	*	*	N/A	N/A	2E51-F086	*	Replaced	N/A
2" Globe Valve	Rockwell	SN #CD765	N/A	N/A	2E51-F086	1987**	Replacement	N/A
2" Pipe	Morrison	*	N/A	N/A	2RI65A-2"	*	Replaced	N/A
2" Pipe	Quanex	Ht # 698754	N/A	N/A	2RI65A-2"	1997**	Replacement	N/A
(2) 2" 90 Deg Pipe Elbows	Bonney Forge	Ht Lot #78224	N/A	N/A	2RI65A-2"	1998**	Replacement	N/A
(1) 2" 90 Deg Pipe Elbows	Bonney Forge	Ht Lot #78057	N/A	N/A	2RI65A-2"	1998**	Replacement	N/A
3" Channel	Northern Illinois Steel	N/A	N/A	N/A	RI65-2995X	1999**	Replacement	N/A

7. Description of Work Class 2 Replacement. Replaced Valve and Piping, and added new item to pipe support.
8. Tests Conducted: Hydrostatic ☐ Pneumatic ☐ Normal Operating Pressure ☒ Other Visual
Pressure 41 psi Test Temp. Ambient Deg. F
9. Remarks * = Per N-5 Code Data Report on file at LaSalle County Station. ** = Original Code of Construction for Valve is ASME Section III, Class 2, 1971 Ed., S73 Ad.; Original Construction Code of Piping is ASME Section III, Class 2, 1974 Ed., No Ad.; Original Code of Construction of Support, is ANSI B31.1, 1973 Ed., S74 Ad. Replacement valve Code of Construction is ASME Section III, Class 1, 1974 Ed., S75 Ad., Code Case N-154; Replacement pipe and fitting Code of Construction is, ASME Section III, Class 2, 1995 Ed., 1995 Ad.; Replacement valve and piping items reconciled per parts evaluations 3835, and 3902 respectively.
(Applicable Manufacturer's Data Report to be Attached)

CERTIFICATION OF COMPLIANCE

We certify that the statements made in the report are correct and this Replacement conforms to the rules of the ASME Code, Section XI. (repair or replacement)

Type Code Symbol Stamp NONE

Certificate of Authorization No. N/A Expiration Date N/A

Signed Andrew C. Koles ISI Coordinator Date January 27, 20 01
Owner or Owner's Designee, Title

CERTIFICATE OF INSERVICE INSPECTION

I, The undersigned, holding a valid commission issued by the National Board of Boiler and Pressure Vessel Inspectors and the State or Province of Illinois and employed by Hartford Steam Boiler Insp. & Ins. Co. Of Hartford, CT. have inspected the components described in this Owner's Report during the period L2R07 to L2R08

and state that to the best of my knowledge and belief, the Owner has performed examinations and taken corrective measures described in this owner's Report in accordance with the requirements of the ASME Code, Section XI. By signing this certificate neither the Inspector nor his employer makes any warranty, expressed or implied, concerning the examinations and corrective measures described in this Owner's Report. Furthermore, Neither the Inspector nor his employer shall be liable in any manner for any personal injury or property damage or a loss of any kind arising from or connected with this inspection.

Rocky W. White
Inspector's Signature

Commissions IL 1927

National Board, State, Province, and Endorsements

Date 2-3- 20 01

49343 48-1-11-00 49334

Part No.	Material Spec. No.	Manufacturer	Remarks
(c) Sealing			
VA			
(d) Other Parts			
RODMATE G1622	5A696GRC	COULCAST	STEELN HOSE G1672
STEEL G1291	A582T416	COULCAST	CARBONSTEEL HOSE B66726
STEEL G1721	A582T616	COULCAST	CARBONSTEEL HOSE B63403
SEALWELD T-Joint	STAS.187018	Alloy Rods	HOSE 32257

9. Hydraulic test 5400 psi. Data Differential test pressure 3600 psi.

CERTIFICATE OF COMPLIANCE

We certify that the statements made in this report are correct and that this pump, or valve, conforms to the rules of construction of the ASME Code for Nuclear Power Plant Components, Section III, Div. 1, Edition 1974.

Addenda Summary 1975 Case Case No. E-156 Date 9-29-87

Signed Rodnell International by Rodnell International 8/12/89
in accordance with the ASME Code

Our ASME Certificate of Authorization No. E-1816 is used on the (S) symbol requires 8/12/89

CERTIFICATION OF DESIGN

Design information on file at Rodnell International, Sulphur Springs, Texas

Stress analysis report (Case 1 only) on file at Rodnell International, Sulphur Springs, Texas

Design specifications certified by (1) Keith H. Burrows POOR

At State CA Reg. No. 15079 QUALITY ORIGINAL

Stress analysis certified by (1) David H. Therman

At State TX Reg. No. 30681

(1) Signature not required. List names only.

CERTIFICATE OF SHOP INSPECTION

I, the undersigned, holding a valid certification issued by the National Board of Boiler and Pressure Vessel Inspectors and the State of Texas, and employed by VICEOLA FLORIDA INS. CO., have inspected the pump, or valve, described in this Data Report on of Rodnell International, Texas, and data true to the best of my knowledge and belief; the NCB Certificate Number has been entered in this pump, or valve, in accordance with the ASME Code, Section II.

I hereby certify that the pump, or valve, conforms to the ASME Code, Section III, Div. 1, Edition 1974, and that the pump, or valve, is in accordance with the ASME Code, Section III, Div. 1, Edition 1974.

I, the undersigned, neither the inspector nor the employer, makes any warranty, expressed or implied, concerning the equipment described in this Data Report, Furthermore, neither the inspector nor the employer shall be liable in any manner for any personal injury or property damage or a loss of any kind arising from or connected with this inspection.

Date 9-29-87 Ins. No. 15079

Comments Texas 5795

Page 2 of 2

FORM NIS-2 OWNER'S REPORT OF REPAIR OR REPLACEMENT
As Required by the Provisions of ASME Code Section XI

1. Owner Commonwealth Edison Company Date 11/21/00
(Name)
One First National Plaza, Chicago, IL, 60690 Sheet 1 of 1
(Address)
2. Plant LaSalle County Nuclear Station Unit 2 990136586
(Name) Repair Organization, P.O. No., Job No., etc.
2601 N. 21st Rd. Marseilles, IL 61341
(Address)
3. Work Performed by Mechanical Maintenance Type Code Symbol Stamp N/A
(Name) Authorization No. N/A
Mechanical Maintenance Expiration Date N/A
(Address)
4. Identification of System (RI) Reactor Core Isolation Cooling
5. (a) Applicable Construction Code Sect III 19 71 Edition S73, Addenda, Code Cases None
(b) Applicable Edition of Section XI Utilized for Repairs or Replacements-19 89, No Ad, Code Cases N-416-1
6. Identification of Components Repaired or Replaced, and Replacement Components

Name of Component	Name of Mfr.	Mfrs. Ser. No.	Nat'l Bd. No.	CRN No.	Other Identification	Year Built	Repaired Replaced, Replacement	ASME Code Stamped (Yes or No)
2" Globe Valve Disc/Stem Assembly	Rockwell	*	N/A	N/A	2E51-F087	*	Replaced	N/A
2" Globe Valve Disc/Stem Assembly	Rockwell	Lot # H4688	N/A	N/A	2E51-F087	1982	Replacement	N/A

7. Description of Work Class 2 Replacement. Replaced valve Stem/Disc Assembly.
8. Tests Conducted: Hydrostatic ☐ Pneumatic ☐ Normal Operating Pressure ☒ Other Visual
Pressure 42 psi Test Temp. Ambient Deg. F
9. Remarks * = Per N-5 Code Data Report on file at LaSalle County Station.
(Applicable Manufacturer's Data Report to be Attached)

CERTIFICATION OF COMPLIANCE

We certify that the statements made in the report are correct and this Replacement conforms to the rules of the ASME Code, Section XI.
(repair or replacement)

Type Code Symbol Stamp NONE

Certificate of Authorization No. N/A Expiration Date N/A

Signed *John C. Lewis* ISI Coordinator Date January 29, 20 01
Owner or Owner's Designee, Title

CERTIFICATE OF INSERVICE INSPECTION

I, The undersigned, holding a valid commission issued by the National Board of Boiler and Pressure Vessel Inspectors and the State or Province of Illinois and employed by Hartford Steam Boiler Insp. & Ins. Co. Of Hartford, CT. have inspected the components described in this Owner's Report during the period L2R07 to L2R08, and state that to the best of my knowledge and belief, the Owner has performed examinations and taken corrective measures described in this owner's Report in accordance with the requirements of the ASME Code, Section XI. By signing this certificate neither the Inspector nor his employer makes any warranty, expressed or implied, concerning the examinations and corrective measures described in this Owner's Report. Furthermore, Neither the Inspector nor his employer shall be liable in any manner for any personal injury or property damage or a loss of any kind arising from or connected with this inspection.

Robert W. White Commissions IL 1927
Inspector's Signature National Board, State, Province, and Endorsements
Date 1-30-20 01

FORM NIS-2 OWNER'S REPORT OF REPAIR OR REPLACEMENT
As Required by the Provisions of ASME Code Section XI

1. Owner Commonwealth Edison Company Date 11/9/00
(Name)
One First National Plaza, Chicago, Il., 60690 Sheet 1 of 1
(Address)
2. Plant LaSalle County Nuclear Station Unit 2 990155469
(Name)
2601 N. 21st Rd. Marseilles, Il. 61341 Repair Organization, P.O. No., Job No., etc.
(Address)
3. Work Performed by Mechanical Maintenance Type Code Symbol Stamp N/A
(Name)
Mechanical Maintenance Authorization No. N/A
(Address) Expiration Date N/A
4. Identification of System (VQ) Primary Containment Vent & Purge
5. (a) Applicable Construction Code Sec III 19 83 Edition S84 Addenda, Code Cases None
(b) Applicable Edition of Section XI Utilized for Repairs or Replacements-19 89, No Ad, Code Cases N-416-1
6. Identification of Components Repaired or Replaced, and Replacement Components

Name of Component	Name of Mfr.	Mfrs. Ser. No.	Nat'l Bd. No.	CRN No.	Other Identification	Year Built	Repaired Replaced, Replacement	ASME Code Stamped (Yes or No)
26" Wafer Stop Valve	Clow Tricentric	S/N 87-5249-01N-02	N/A	N/A	1VQ03A-26"	*	Repaired	N/A

7. Description of Work Class 2 Repair. * = Per N-5 Code Data Report on file at LaSalle County Station.
8. Tests Conducted: Hydrostatic ☐ Pneumatic ☐ Normal Operating Pressure ☐ Other Visual
Pressure psi Test Temp. Deg. F
9. Remarks Repaired valve gasket seating area flange face by welding. Original valve equipment part number is 1VQ034. Repaired valve returned to storage for use as spare.
(Applicable Manufacturer's Data Report to be Attached)

CERTIFICATION OF COMPLIANCE

We certify that the statements made in the report are correct and this Repair conforms to the rules of the ASME Code, Section XI. (repair or replacement)

Type Code Symbol Stamp NONE

Certificate of Authorization No. N/A Expiration Date N/A

Signed *John C. Lewis* ISI Coordinator Date January 25, 20 01
Owner or Owner's Designee, Title

CERTIFICATE OF INSERVICE INSPECTION

I, The undersigned, holding a valid commission issued by the National Board of Boiler and Pressure Vessel Inspectors and the State or Province of Illinois and employed by Hartford Steam Boiler Insp. & Ins. Co. Of Hartford, CT. have inspected the components described in this Owner's Report during the period to

L2R07 to L2R08
and state that to the best of my knowledge and belief, the Owner has performed examinations and taken corrective measures described in this owner's Report in accordance with the requirements of the ASME Code, Section XI. By signing this certificate neither the Inspector nor his employer makes any warranty, expressed or implied, concerning the examinations and corrective measures described in this Owner's Report. Furthermore, Neither the Inspector nor his employer shall be liable in any manner for any personal injury or property damage or a loss of any kind arising from or connected with this inspection.

Rocky W. White Commissions IL 1927
Inspector's Signature National Board, State, Province, and Endorsements
Date 1-25- 20 01

FORM NIS-2 OWNER'S REPORT OF REPAIR OR REPLACEMENT
As Required by the Provisions of ASME Code Section XI

1. Owner Commonwealth Edison Company Date 11/21/00
(Name)
One First National Plaza, Chicago, IL, 60690 Sheet 1 of 1
(Address)
2. Plant LaSalle County Nuclear Station Unit 2 990231527
(Name) Repair Organization, P.O. No., Job No., etc.
2601 N. 21st Rd. Marseilles, IL 61341
(Address)
3. Work Performed by Mechanical Maintenance Type Code Symbol Stamp N/A
(Name) Authorization No. N/A
Mechanical Maintenance Expiration Date N/A
(Address)
4. Identification of System (MS) Main Steam
5. (a) Applicable Construction Code Sect III 1971 Edition W72, Addenda, Code Cases 1567 and 1519
(b) Applicable Edition of Section XI Utilized for Repairs or Replacements-1989, No Ad, Code Cases N-416-1
6. Identification of Components Repaired or Replaced, and Replacement Components

Name of Component	Name of Mfr.	Mfrs. Ser. No.	Nat'l Bd. No.	CR N No.	Other Identification	Year Built	Repaired Replaced, Replacement	ASME Code Stamped (Yes or No)
4" Gate Valve Stuffing Box	Anchor Darling	E-5875-144-2	N/A	N/A	2B21-F508A	1978	Repaired	N/A

7. Description of Work Class 2 Repair. Repaired steam cuts in valve stuffing box by welding build up and machining.
8. Tests Conducted: Hydrostatic ☐ Pneumatic ☐ Normal Operating Pressure ☒ Other ☒ Visual ☐
9. Remarks Pressure 1030 psi Test Temp. Amb. Deg. F
(Applicable Manufacturer's Data Report to be Attached)

CERTIFICATION OF COMPLIANCE

We certify that the statements made in the report are correct and this Repair conforms to the rules of the ASME Code, Section XI. (repair or replacement)

Type Code Symbol Stamp NONE

Certificate of Authorization No. N/A Expiration Date N/A

Signed *John C. Loeb* ISI Coordinator Date February 7, 2001
Owner or Owner's Designee, Title

CERTIFICATE OF INSERVICE INSPECTION

I, The undersigned, holding a valid commission issued by the National Board of Boiler and Pressure Vessel Inspectors and the State or Province of Illinois and employed by Hartford Steam Boiler Insp. & Ins. Co. Of Hartford, CT. have inspected the components described in this Owner's Report during the period L2R07 to L2R08

and state that to the best of my knowledge and belief, the Owner has performed examinations and taken corrective measures described in this owner's Report in accordance with the requirements of the ASME Code, Section XI. By signing this certificate neither the Inspector nor his employer makes any warranty, expressed or implied, concerning the examinations and corrective measures described in this Owner's Report. Furthermore, Neither the Inspector nor his employer shall be liable in any manner for any personal injury or property damage or a loss of any kind arising from or connected with this inspection.

Rocky W. White Commissions IL 1927
Inspector's Signature National Board, State, Province, and Endorsements
Date 2-8- 2001

FORM NIS-2 OWNER'S REPORT OF REPAIR OR REPLACEMENT
As Required by the Provisions of ASME Code Section XI

1. Owner Commonwealth Edison Company Date 11/22/00
(Name)
One First National Plaza, Chicago, IL, 60690 Sheet 1 of 1
(Address)

2. Plant LaSalle County Nuclear Station Unit 2 990233057
(Name)
2601 N. 21st Rd. Marseilles, IL 61341 Repair Organization, P.O. No., Job No., etc.
(Address)

3. Work Performed by Mechanical Maintenance Type Code Symbol Stamp N/A
(Name)
Mechanical Maintenance Authorization No. N/A
(Address) Expiration Date N/A

4. Identification of System (RHR) Residual Heat Removal

5. (a) Applicable Construction Code Sect III 1968 Edition June/70, Addenda, Code Cases 1332-5
(b) Applicable Edition of Section XI Utilized for Repairs or Replacements-1989, No Ad, Code Cases N-416-1

6. Identification of Components Repaired or Replaced, and Replacement Components

Name of Component	Name of Mfr.	Mfrs. Ser. No.	Nat'l Bd. No.	CR N No.	Other Identification	Year Built	Repaired Replaced, Replacement	ASME Code Stamped (Yes or No)
RHR Heat Exchanger U-Tubes	Struthers Wells Corp.	*	*	N/A	2E12-B001A	*	Repaired	N/A
(14) Tube Plugs	Ecker Erhardt Co.	Ht. # 371113	N/A	N/A	2E12-B001A	1999	Repaired	N/A

7. Description of Work Class 2 Repair. Repaired "2A" RHR Heat Exchanger by plugging tubes

8. Tests Conducted: Hydrostatic ☐ Pneumatic ☐ Normal Operating Pressure ☒ Other Visual
Pressure 60 psi Test Temp. Ambient Deg. F

9. Remarks Plugged tubes 14-34, 15-33, 18-13, 18-37, 21-20, 23-21, and 21-10.
(Applicable Manufacturer's Data Report to be Attached)

CERTIFICATION OF COMPLIANCE

We certify that the statements made in the report are correct and this Repair conforms to the rules of the ASME Code, Section XI. (repair or replacement)

Type Code Symbol Stamp NONE

Certificate of Authorization No. N/A Expiration Date N/A

Signed *Alan L. Jones* ISI Coordinator Date February 1, 2001
Owner or Owner's Designee, Title

CERTIFICATE OF INSERVICE INSPECTION

I, The undersigned, holding a valid commission issued by the National Board of Boiler and Pressure Vessel Inspectors and the State or Province of Illinois and employed by Hartford Steam Boiler Insp. & Ins. Co. Of Hartford, CT. have inspected the components described in this Owner's Report during the period L2R07 to L2R08, and state that to the best of my knowledge and belief, the Owner has performed examinations and taken corrective measures described in this owner's Report in accordance with the requirements of the ASME Code, Section XI. By signing this certificate neither the Inspector nor his employer makes any warranty, expressed or implied, concerning the examinations and corrective measures described in this Owner's Report. Furthermore, Neither the Inspector nor his employer shall be liable in any manner for any personal injury or property damage or a loss of any kind arising from or connected with this inspection.

Nancy W. White Commissions IL 1927
Inspector's Signature National Board, State, Province, and Endorsements
Date 2-1- 2001