

ENCLOSURE 1

ATTACHMENT B

BFN Unit 2

**ASME Section XI
ISI Program Plan**

Third Interval

**Component and Component
Support Drawings**

BFN Unit, 2 Component and Component Support Drawings

2-ISI-0032-C, Sheet 1
2-ISI-0041-C, Sheets 1 and 2
2-ISI-0079-C, Sheets 1 and 2
2-ISI-0105-C, Sheets 1 and 2
2-ISI-0130-C, Sheets 1 thru 3
2-ISI-0131-C, Sheet 1
2-ISI-0133-C, Sheet 1
2-ISI-0145-C, Sheets 1 thru 3
2-ISI-0274-C, Sheets 1 thru 3
2-ISI-0275-C, Sheet 1
2-ISI-0276-C, Sheet 1
2-ISI-0277-C, Sheet 1
2-ISI-0278-C, Sheets 1 and 2
2-ISI-0279-C, Sheets 1 thru 4
2-ISI-0280-C, Sheet 1
ISI-0310-B, Sheet 1
2-ISI-0324-C, Sheets 1 thru 13
ISI-0368-C, Sheets 1 thru 15
2-ISI-0379-C, Sheet 1
3-ISI-0390-C, Sheets 1 thru 3
1-ISI-0391-C, Sheet 1
2-ISI-0412-C, Sheets 1 thru 9
ISI-0415-C, Sheets 1 and 2

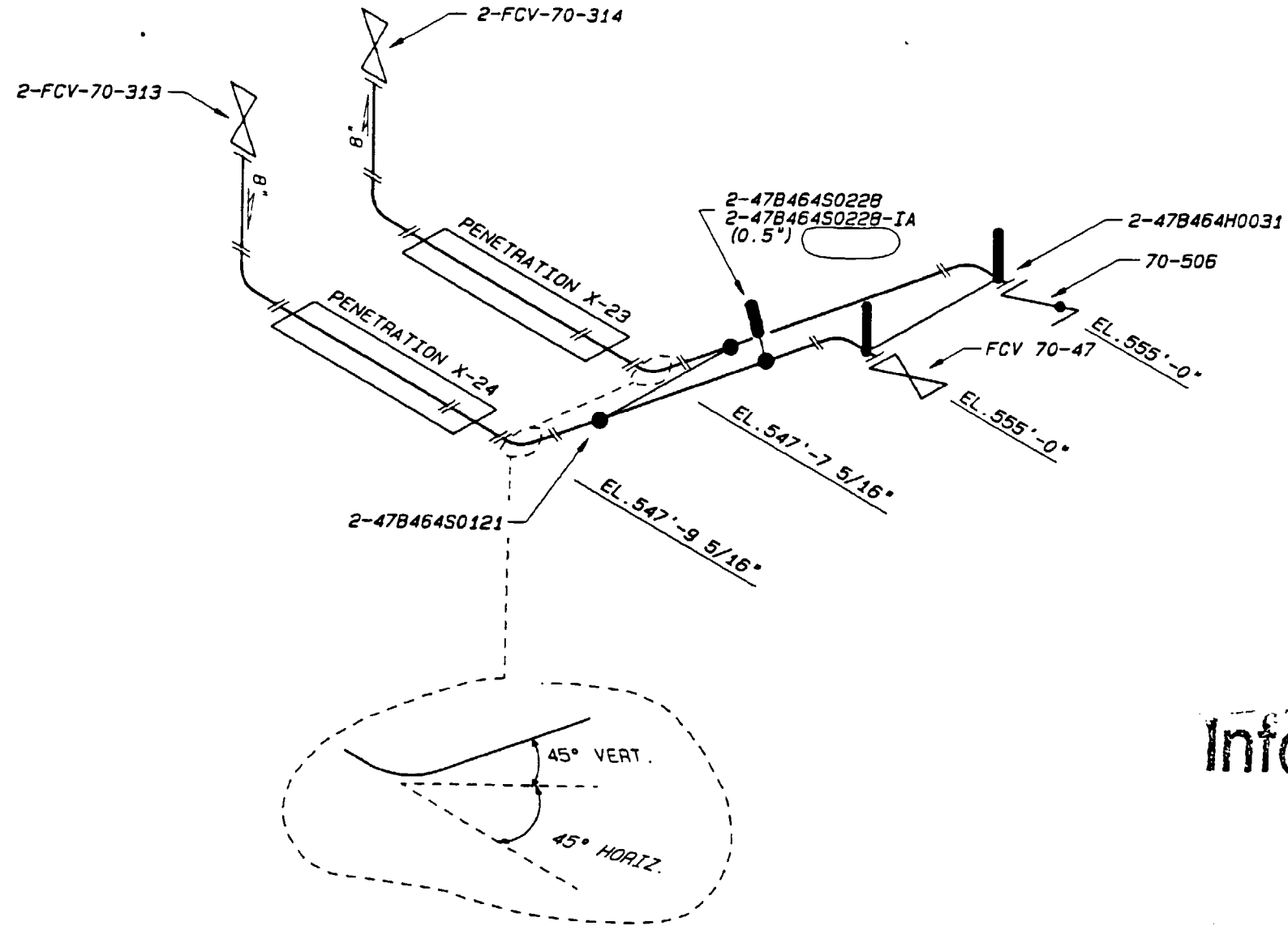
REFERENCE DRAWINGS:

47N2054
47W464-H SERIES
47W2464-200 THRU 203
47B2464-11, 18, 31, 41

LEGEND:

- RIGID HANGER
- MECHANICAL SNUBBER
- RIGID STRUT

ASME CC-2 (EQUIVALENT)



Information Only

000	CCD/ADMIN	RGP	RLD	HEH	
ISSUED TO CREATE CCD, SUPERSEDES A/D ISI-0032-C-1 R005 AND TO DEPICT AS-CONSTRUCTED STATUS PER RIMS MEMO R21 000821 002 (ADMINISTRATIVE REVISION)					
REV	CHANGE REF	PREPARER	CHECKER	APPROVED	DATE
TENNESSEE VALLEY AUTHORITY					
BROWNS FERRY NUCLEAR PLANT					
UNIT #2					
CLOSED COOLING WATER SYSTEM					
SUPPORT LOCATIONS					
DRAWN: KEV	SUBMITTED	APPROVED	SCALE: NTS		
DATE: ---	DATE: ---	DATE: ---	SHEET 03 OF 03 SHEET(S)		
CHECKED: ---		GLB	DRAWING NO.	REV	
DATE: ---			2-ISI-0032-C	000	
CAD MAINTAINED DRAWING				CCD	

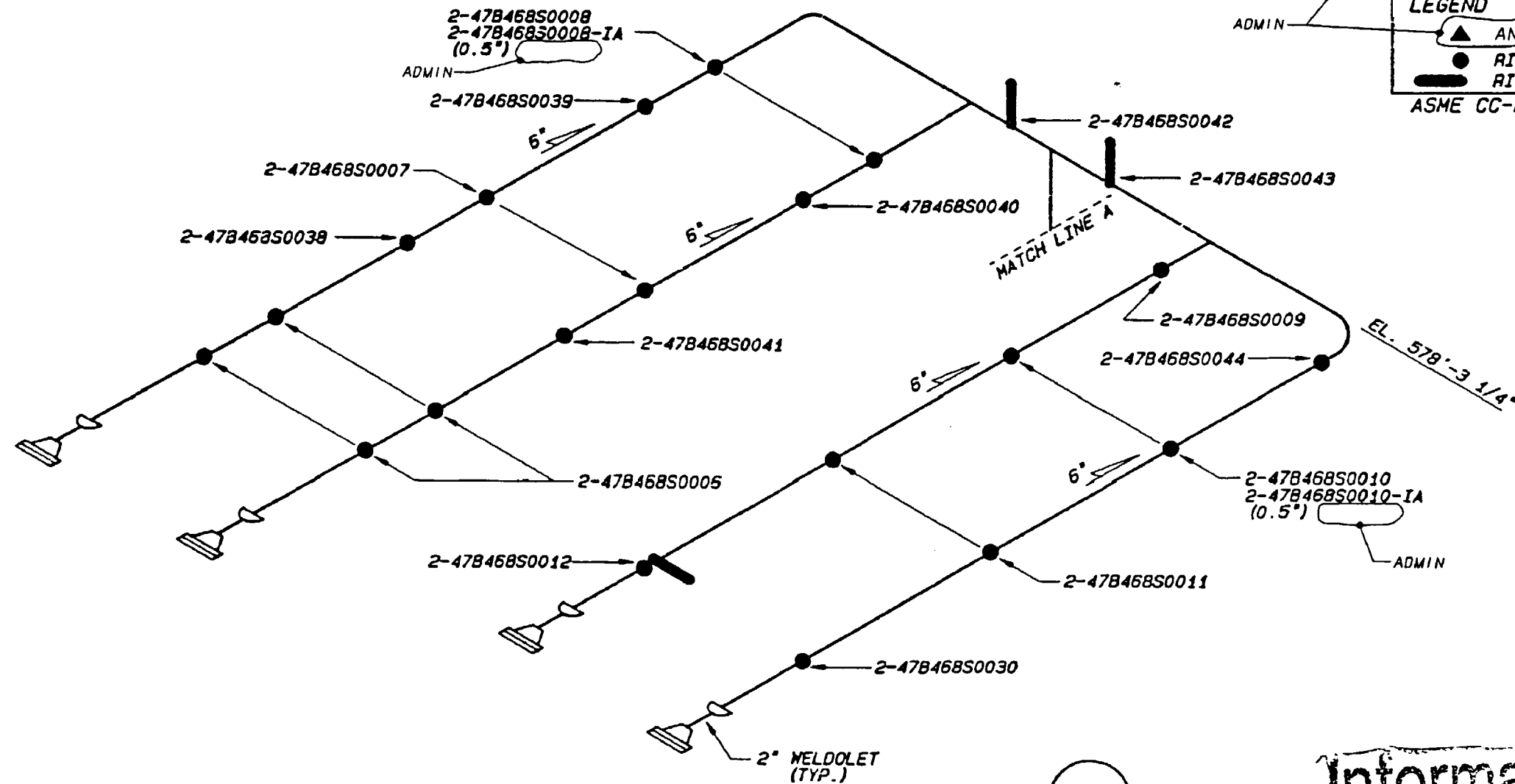
ALL A/D HISTORY RESEARCHED TO R000

CALCULATION BRANCH/PROJECT IDENTIFIER:
CD-Q2085-890156

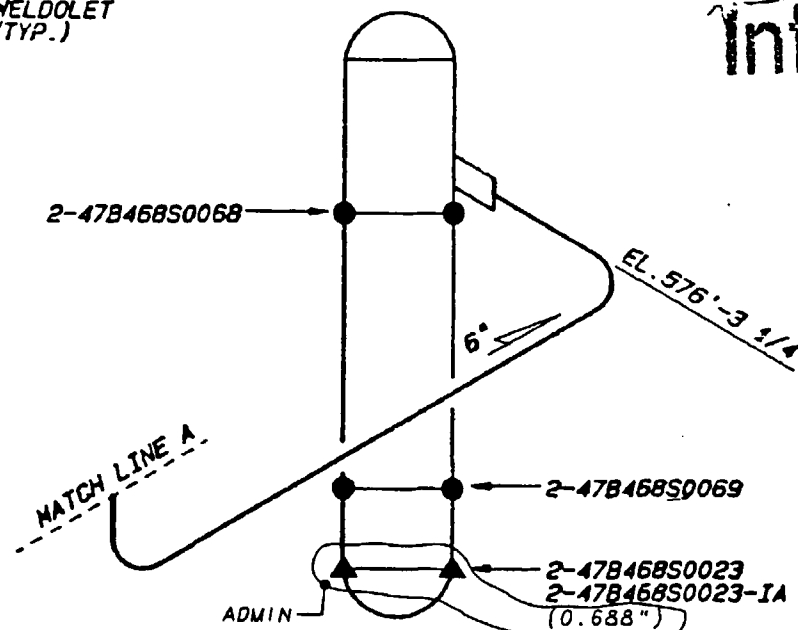
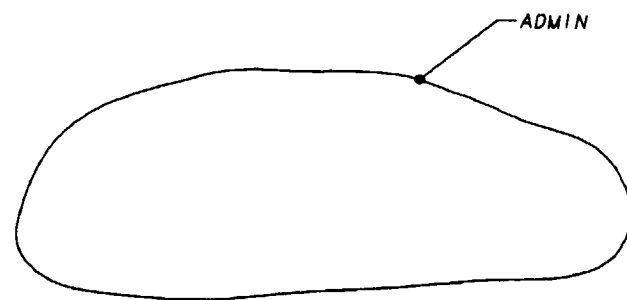
REFERENCE DRAWINGS
47N2468 SERIES
ISI-0040-C (SH. 1) WELD MAP

LEGEND

- ANCHOR
- RIGID HANGER
- RIGID STRUT
- ASME CC-2 (EQUIVALENT)



EAST HEADER



SCRAM DISCHARGE INSTRUMENT VOLUME TANK


Information Only

	CCD ADMIN		BCC		N/A		N/A		N/A	
000	ISSUED TO CREATE CCD. SUPERSEDES A/D ISI-0041-C-1 RM AND TO DEFICIT AS-CONSTRUCTED STATUS PER A/D RD THRU RJ: RIMS MEMO R92 960424 864 (ADMINISTRATIVE REVISION)									
REV NO	CHANGE REF	DATE	DFTR	CHKR	DSGN	RYMR	'APPD	'APPD	'APPD	ISSD
HARDWARE: TEK 4129 SOFTWARE: TEKTRICAD 8" PLOTT: 86-3										
TENNESSEE VALLEY AUTHORITY										
S	BROWNS FERRY NUCLEAR PLANT UNIT #2									
CONTROL ROD DRIVE SCRAM DISCHARGE SYSTEM SUPPORT LOCATIONS										
DRAWN - REV - -		SUBMITTED		APPROVED		SCALE: NTS				
DATE - - -		DATE - - -		DATE - - -		SHEET 01 OF 02 SHEET(S)				
CHECKED - JTL - -				GLB		DRAWING NO.			REV	
DATE						2-ISI-0041-C			000	
						CCD				

REFERENCE DRAWINGS:
47N2468 SERIES

● RIGID HANGER
— RIGID STRUT
▲ ANCHOR

ASME CC-2 (EQUIVALENT)

[illegible]

SCRAM DISCHARGE INSTRUMENT VOLUME TANK

ALL A/D HISTORY RESEARCHED AT ROOM

PCADAM

BP-201-5
47W400 SH. 1 & 5
MSG-0021-C (SH. 1) WELD MAP

- RIGID HANGER
- VARIABLE SUPPORT

Information Only



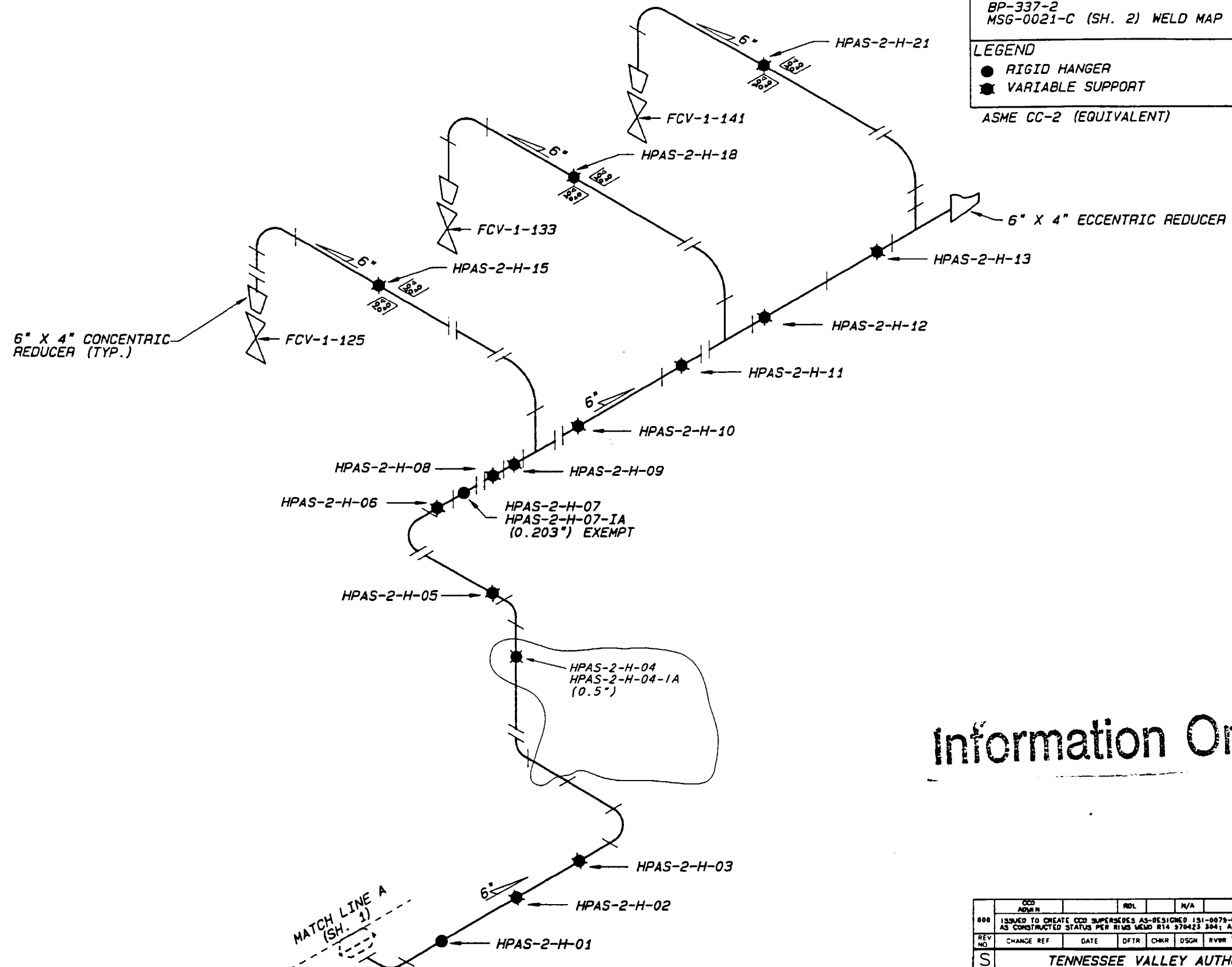
000	CCD DRAWING	ROL	N/A	N/A	N/A	N/A	N/A	15SD
ISSUED TO CREATE CCD APPENDICES AND REVISIONS 131-00479-01, 01 AND TO REPELCT AS CONSTRUCTION STATIONS PER THIS AND THE STRAIGHT STATE AND MODEL								
REV	CHANGE REF	DATE	DATE	DATE	DATE	DATE	DATE	DATE
S TENNESSEE VALLEY AUTHORITY								
BROWNS VALLEY NUCLEAR PLANT								
UNIT #2								
MAINSTREAM SYSTEM								
SUPPORT LOCATIONS								
DRAWN	SUBMITTED	APPROVED	SCALE: NTS					
DATE: ---	DATE: ---	DATE: ---	SHEET 1 OF 2 SHEET(S)					
CHECKED: ---	DATE: ---	DATE: ---	DRAWING NO.					
DATE: ---	DATE: ---	DATE: ---	REV					
			GLB			2-151-0079-C 0000		
CCD								

REFERENCE DRAWINGS
 47W400 SH. 1 & 5
 BP-336-2
 BP-337-2
 MSG-0021-C (SH. 2) WELD MAP

LEGEND

- RIGID HANGER
- ★ VARIABLE SUPPORT

ASME CC-2 (EQUIVALENT)

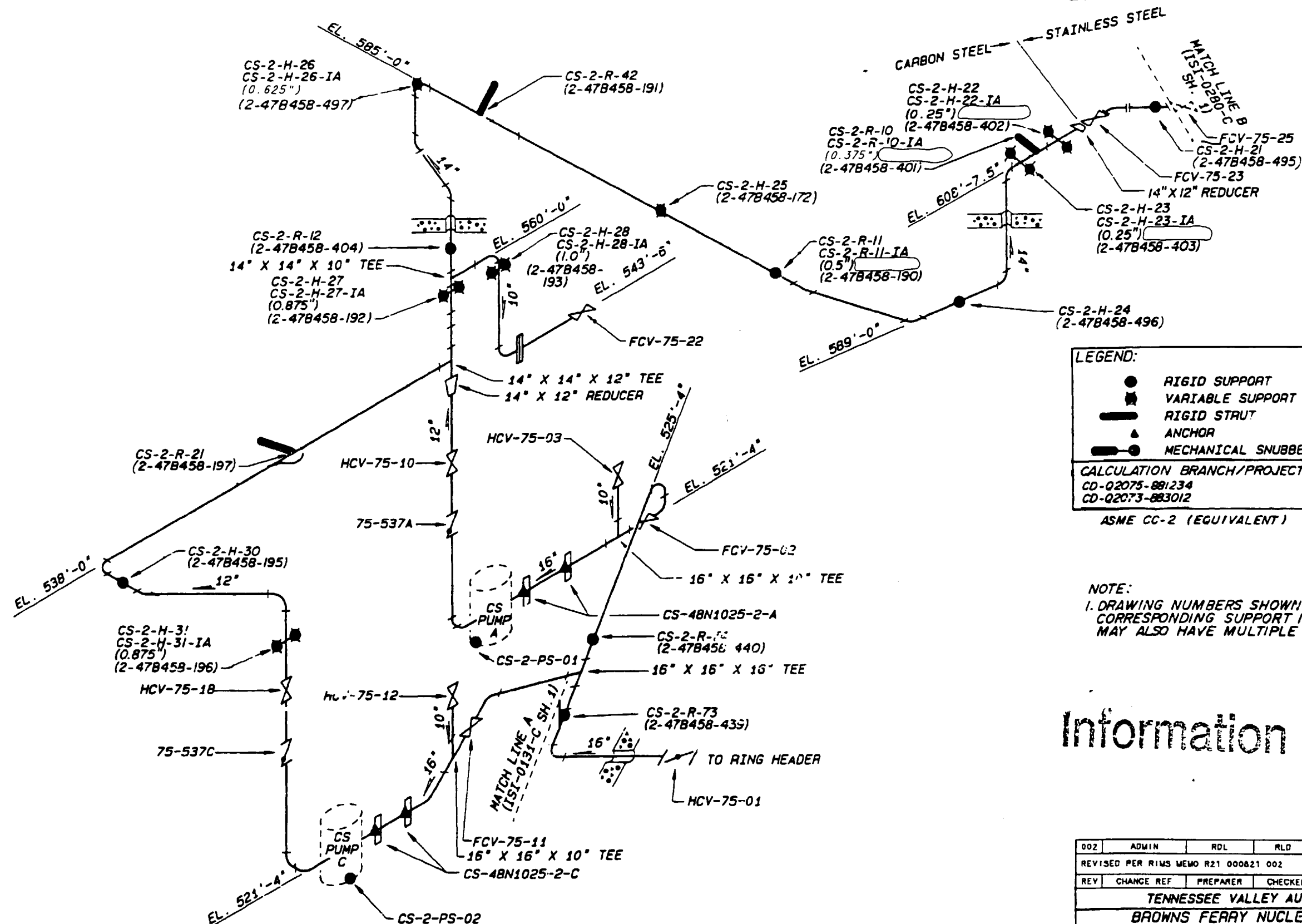


Information Only

	CCD ADMIN			MDL		N/A		N/A		N/A				
000	ISSUED TO CREATE CCD SUPERSEDES AS-DESIGNED 131-0079-C-2 RS AND TO DEPICT AS CONSTRUCTED STATUS PER RIMS UENO R14 370423 304; A/D R0-R4													
REV NO	CHANGE REF		DATE	DFTR	CHKR	DSGN	RVWR	1 APPD	2 APPD	3 APPD		ISSD		
S	TENNESSEE VALLEY AUTHORITY													
BROWNS FERRY NUCLEAR PLANT UNIT #2 MAINSTEAM SYSTEM SUPPORT LOCATIONS														
DRAWN: KEV	SUBMITTED			APPROVED			SCALE: NTS							
DATE: 12-13-83	DATE: --			DATE: --			SHEET 2 OF 2 SHEET(S)							
CHECKED: JIL	DATE: --			GLB			DRAWING NO.					REV		
DATE: --	DATE: --						2-151-0079-C					000		
CCD														

MF
R00

REFERENCE DRAWINGS
47W458 SERIES
47W458-H SERIES
ISI-0103-C (SH. 1) WELD MAP



LEGEND:

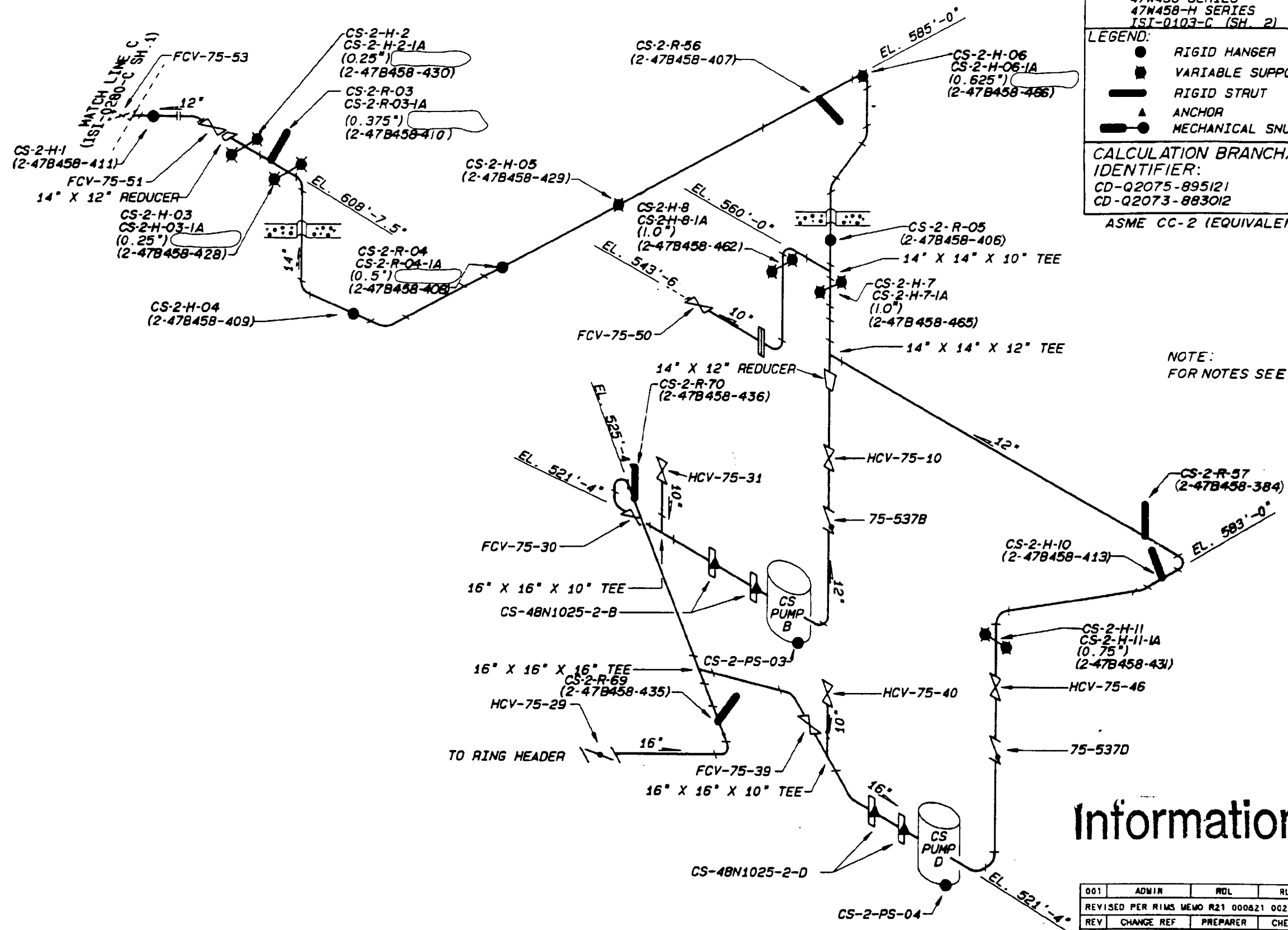
- RIGID SUPPORT
- ★ VARIABLE SUPPORT
- RIGID STRUT
- ▲ ANCHOR
- MECHANICAL SNUBBER

CALCULATION BRANCH/PROJECT IDENTIFIERS:
CD-02075-881234
CD-02073-883012
ASME CC-2 (EQUIVALENT)

NOTE:
1. DRAWING NUMBERS SHOWN IN () WITH
CORRESPONDING SUPPORT I.D. DRAWING
MAY ALSO HAVE MULTIPLE SHEETS.

Information Only

002	ADMIN	RDL	RLD	MEH	
REVISED PER RIMS MEMO R21 000821 002					
REV	CHANGE REF	PREPARED	CHECKER	APPROVED	DATE
TENNESSEE VALLEY AUTHORITY					
BROWNS FERRY NUCLEAR PLANT					
UNIT 2					
CORE SPRAY SYSTEM					
SUPPORT LOCATIONS					
DRAWN	REV	SUBMITTED	APPROVED	SCALE: NTS	
DATE: 4-26-84	DATE: ---	DATE: ---	DATE: ---	SHEET 1 OF 2 SHEET(S)	
CHECKED: JTL			GLB	DRAWING NO.	REV
DATE: ---				2-IST-0103-C	002
CCD					
CAD MAINTAINED DRAWING					



REFERENCE DRAWINGS:
 47W458 SERIES
 47W458-H SERIES
 ISI-0103-C (SH. 2) WELD MAP

LEGEND:
 ● RIGID HANGER
 ■ VARIABLE SUPPORT
 — RIGID STRUT
 ▲ ANCHOR
 —●— MECHANICAL SNUBBER

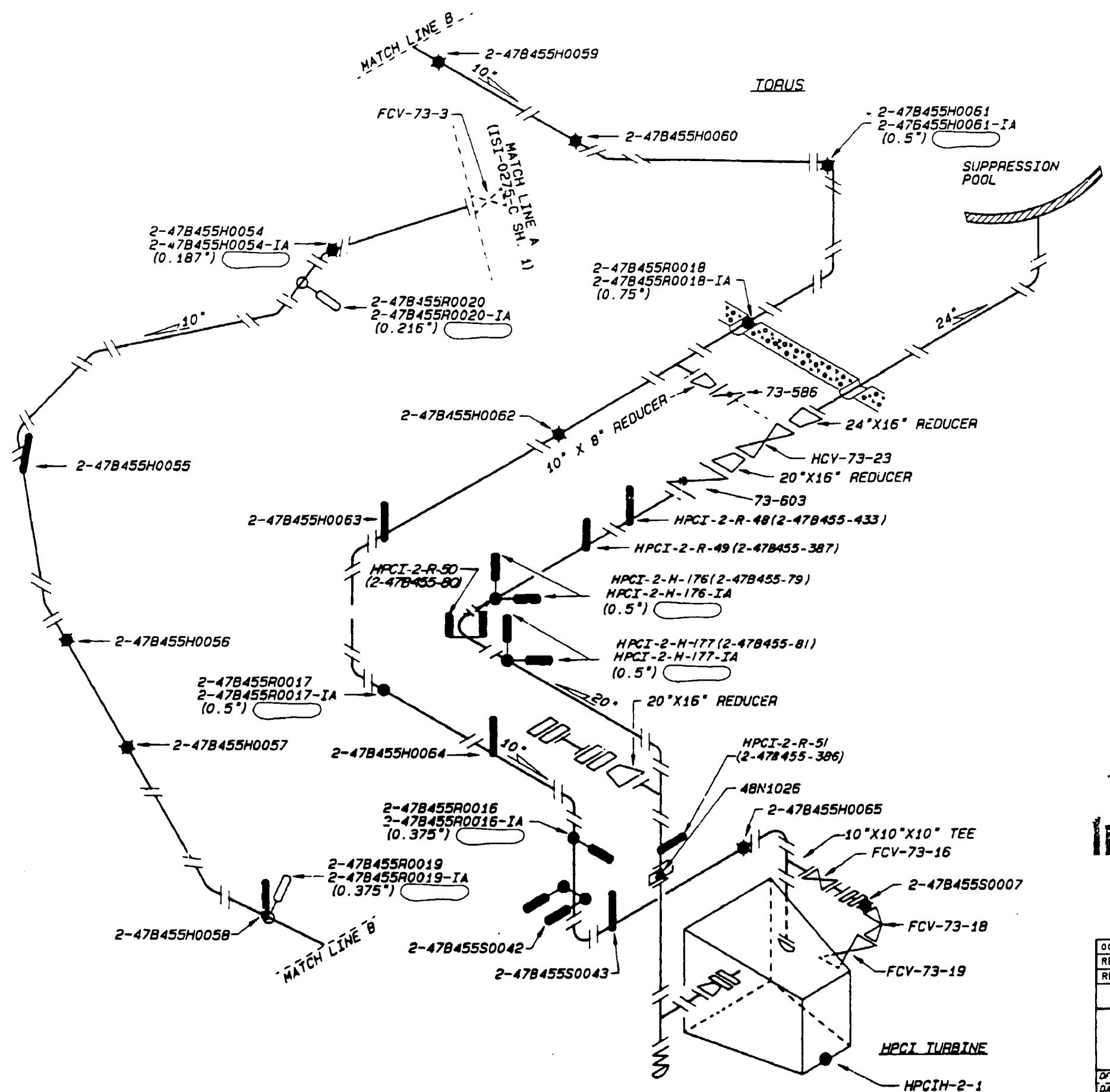
CALCULATION BRANCH/PROJECT IDENTIFIER:
 CD-Q2075-895121
 CD-Q2073-883012
 ASME CC-2 (EQUIVALENT)

NOTE:
 FOR NOTES SEE SHEET 1.

Information Only

001	ADMIN	RDL	RLD	HEH	
REVISED PER RIMS MEMO R21 000821 002					
REV	CHANGE REF	PREPARER	CHECKER	APPROVED	DATE
TENNESSEE VALLEY AUTHORITY					
BROWNS FERRY NUCLEAR PLANT					
UNIT 2					
CORE SPRAY SYSTEM					
SUPPORT LOCATIONS					
DRAWING REV	SUBMITTED	APPROVED	SCALE: NTS		
DATE: 4-26-84	DATE: ---	DATE: ---	SHEET 2 OF 2 SHEET(S)		
CHECKED: JTL		GLB	DRAWING NO.		REV
DATE:			2-ISI-0105-C		001
			CCD		

CAD MAINTAINED DRAWING



REFERENCE DRAWINGS
 47W455-H-6,7,203
 IST-0128-C (SH.1) WELD MAP

LEGEND

- RIGID HANGER
- VARIABLE SUPPORT
- HYDRAULIC SNUBBER
- MECHANICAL SNUBBER
- ANCHOR
- RIGID STRUT

CALCULATION/BRANCH
 PROJECT IDENTIFIER:
 CD-Q2073-88990

ASME CC-2 (EQUIVALENT)

NOTE
 1. SUPPORT DRAWING NUMBERS
 SHOWN IN "I". DRAWING
 MAY HAVE MULTIPLE SHEET
 NUMBERS.

Information Only

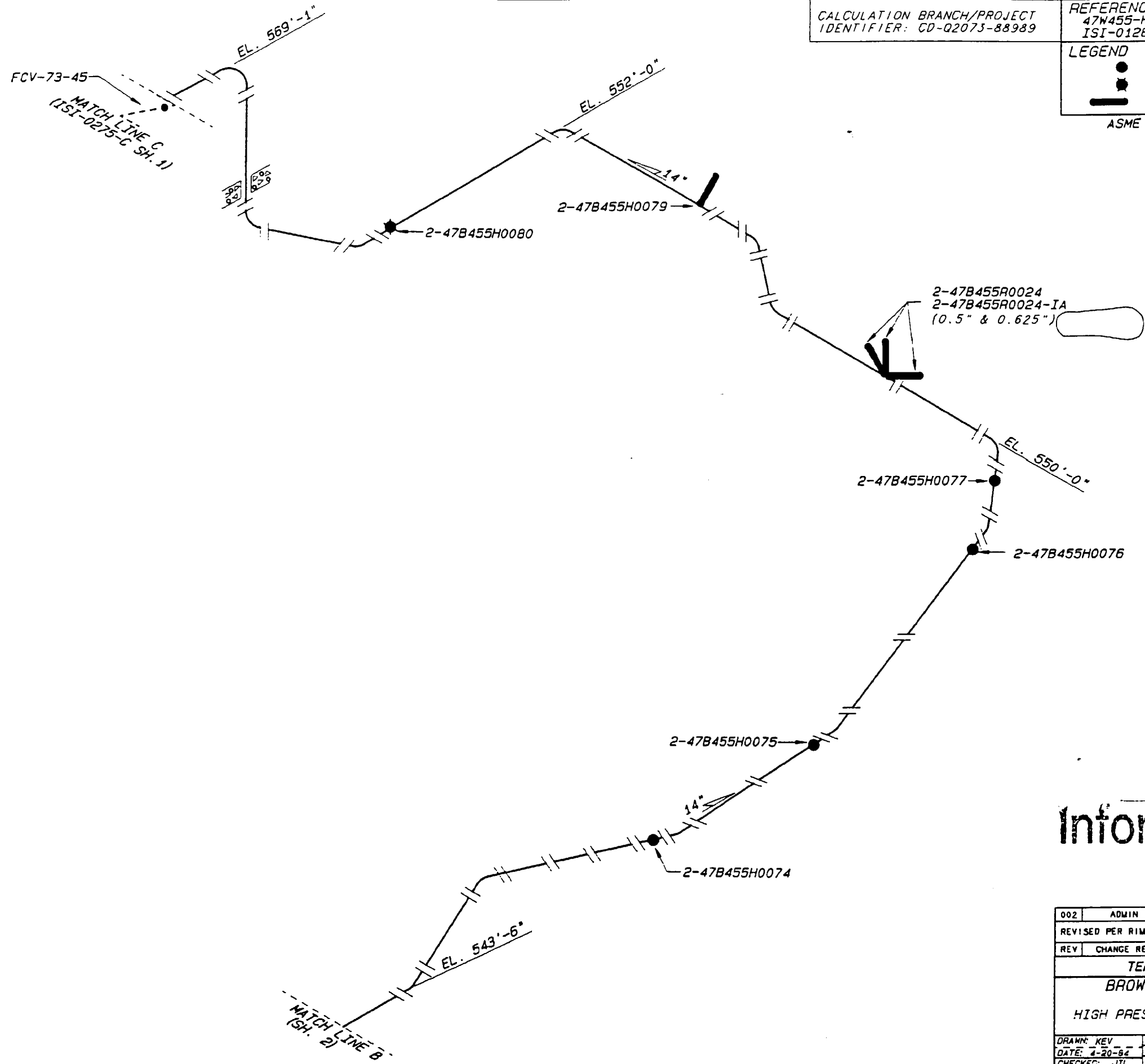
001	ADMIN	RGP	RLD	HEH	
REVISED PER RIMS MEMO R21 000821 002					
REV	CHANGE	REF	PREPARED	CHECKER	APPROVED
DATE					
TENNESSEE VALLEY AUTHORITY					
BROWNS FERRY NUCLEAR PLANT					
UNIT # 2					
HIGH PRESSURE COOLANT INJECTION SYSTEM					
SUPPORT LOCATIONS					
DATE	REV	SUBMITTED	APPROVED	SCALE	NTS
DATE	---	DATE	---	SHEET 01 OF 03 SHEET(S)	
CHECKED	JUL		GLB	DRAWING NO.	REV
DATE				2-IST-0130-C	001
ALL A/D HISTORY RESEARCHED TO R000					CCD

CAD MAINTAINED DRAWING

CALCULATION BRANCH/PROJECT
IDENTIFIER: CD-Q2073-88989

REFERENCE DRAWINGS
47W455-H
ISI-0128-C (SH. 3) WELD MAP

LEGEND
● RIGID HANGER
● VARIABLE SUPPORT
— RIGID STRUT
ASME CC-2 (EQUIVALENT)



Information Only


002	ADMIN	RDL	RLD	HEW	
REVISED PER RIMS MEMO R21 000821 002					
REV	CHANGE REF	PREPARER	CHECKER	APPROVED	DATE
TENNESSEE VALLEY AUTHORITY					
BROWNS FERRY NUCLEAR PLANT					
UNIT # 2					
HIGH PRESSURE COOLANT INJECTION SYSTEM					
SUPPORT LOCATIONS					
DRAWN: KEV	SUBMITTED	APPROVED	SCALE: NTS	SHEET 03 OF 03 SHEET(S)	
DATE: 4-20-84	DATE: ---	DATE: ---	GLB	DRAWING NO.	REV
CHECKED: JTL				2-151-0130-C	002
DATE: ---					

ALL A/D HISTORY RESEARCHED AT R000

CAD MAINTAINED DRAWING

CCD



( EXEMPT PER ASME SECTION XI 1995
EDITION 1996 ADDENDA.

Information Only

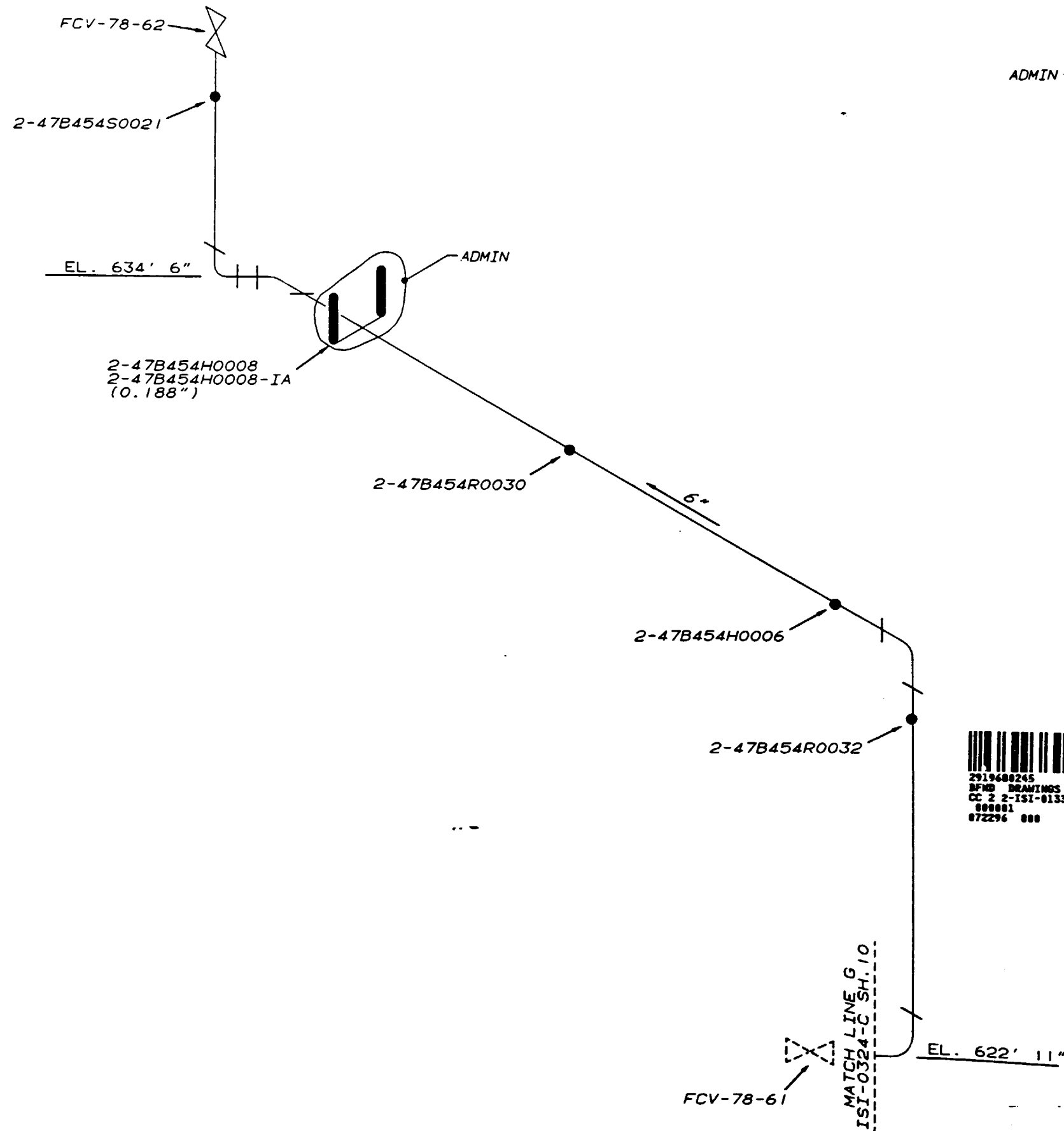
CAD MAINTAINED DRAWING

CCD

ALL A/D HISTORY RESEARCHED • R000

COMMENT: 3-2000-08C107 SCALE: 1:0000 DRAWING: ISI-0133-C-1 0000 LAST FILE: 9619216 23
NOTE: 7/10/96 TIME: 16 23 ACCESS: NONE
DRAWING: 10-08C107
LOT: 1

CADAM



LEGEND

● RIGID SUPPORT

■ RIGID STRUT

CALCULATION BRANCH/PROJECT IDENTIFIER:
CD-02078-881002

ASME CC-3 (EQUIVALENT)



2919680245
BEND DRAWINGS
CC 2 2-ISI-0133-C
000001
072296 000

Information Only

CCD/ADSH	7-22-96	VEN	JK	N/A	RD	N/A	N/A	R60	N/A
ISSUED TO CREATE CCD, SUPERSEDES AS-DESIGNED ISI-0133-C-1 AND TO DEFECT AS-CONSTRUCTED STATUS PER A/D RD THRU 87, RING HEAD R92 960816 870 (ADMINISTRATIVE REVISION)									
SE	CHANGE REF	DATE	BY	CHK	CHK	CHK	APP	APP	APP
TENNESSEE VALLEY AUTHORITY									
BROWNS FERRY NUCLEAR PLANT									
UNIT 2									
FUEL POOL COOLING SYSTEM									
SUPPORT LOCATIONS									
DRAWN:	KEY	DATE:	12-18-83	SCALE:	NTS	CADAM/ISTOP			
CHECKED:	JTL	APPROVED:	GLB	SHEET	1 OF 1	REV			
SUBMITTED:				2-ISI-0133-C	000				
						CCD			

ALL A/D HISTORY RESEARCHED AT R000


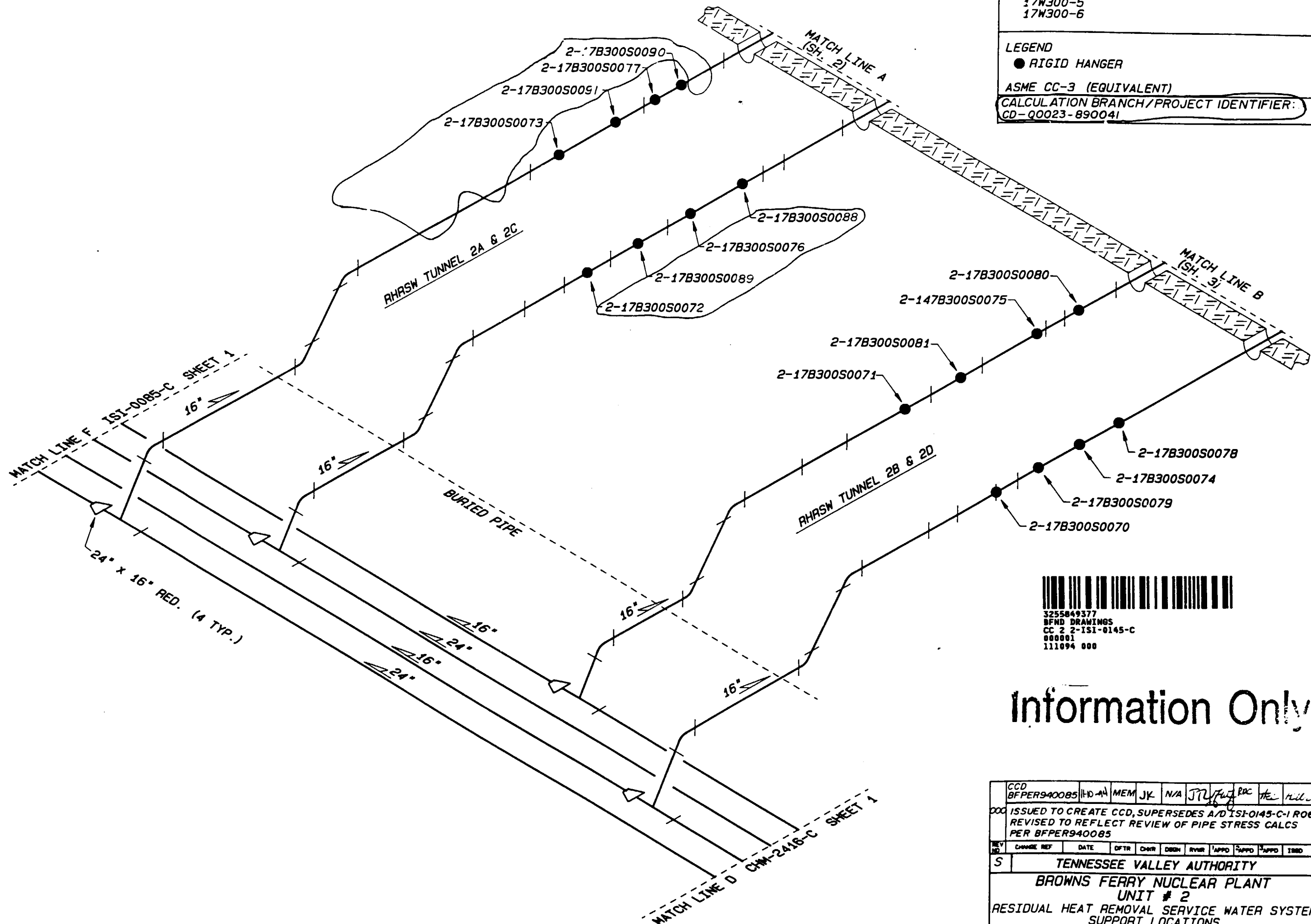
REFERENCE DRAWINGS
17W300-5
17W300-6

LEGEND

● RIGID HANGER

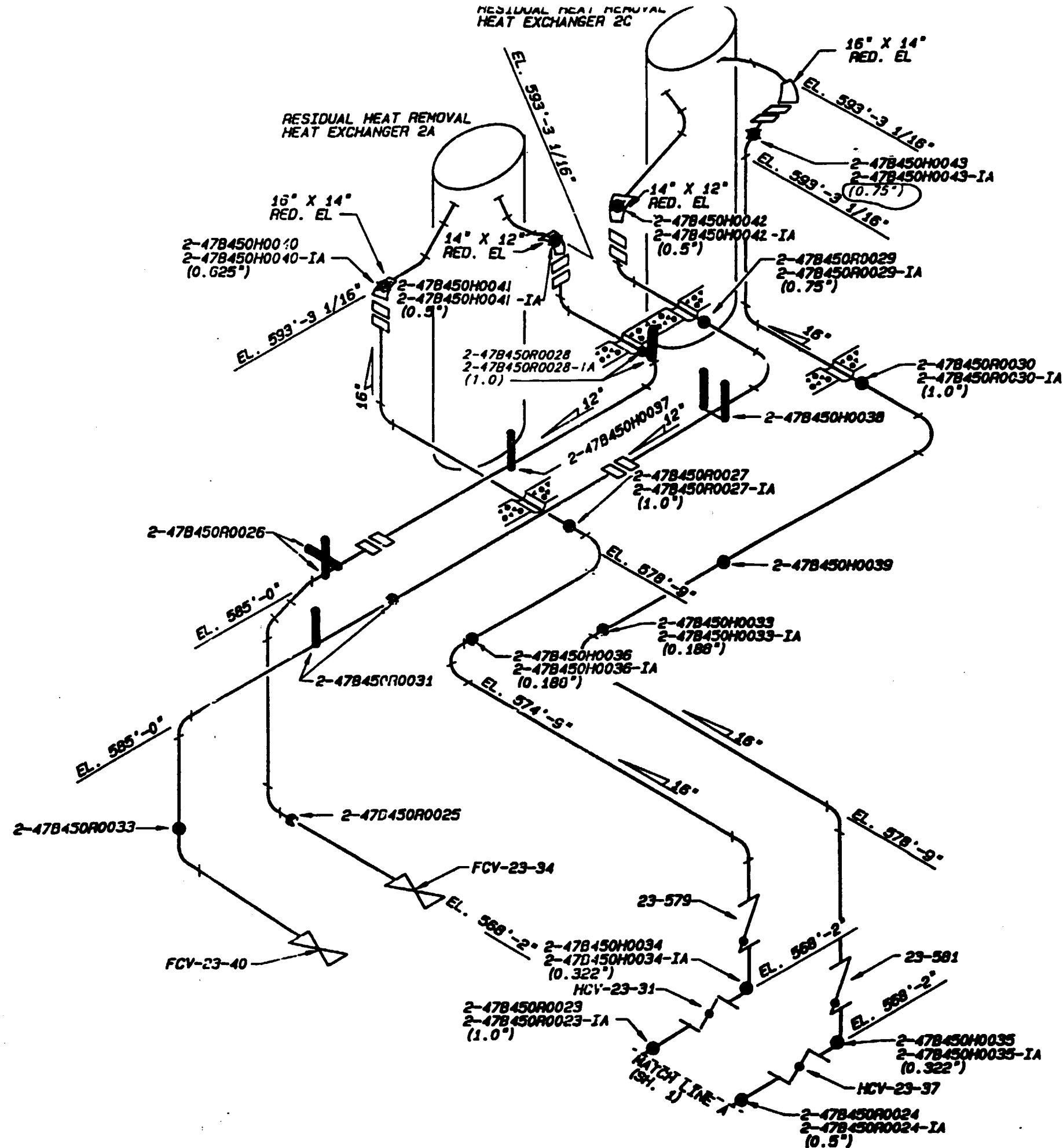
ASME CC-3 (EQUIVALENT)

CALCULATION BRANCH/PROJECT IDENTIFIER:
CD-Q0023-890041



Information Only

CCD	BFP940085	11-10-84	MEM	JK	N/A	JTL	ROC	THE	ALL
ISSUED TO CREATE CCD, SUPERSEDES A/D ISI-0145-C-1 R06; REVISED TO REFLECT REVIEW OF PIPE STRESS CALCS PER BFP940085									
REV	CHANGE REF	DATE	OFTR	CHKR	DSGN	RYMR	APPR	APPR	APPR
S	TENNESSEE VALLEY AUTHORITY								
BROWNS FERRY NUCLEAR PLANT									
UNIT # 2									
RESIDUAL HEAT REMOVAL SERVICE WATER SYSTEM									
SUPPORT LOCATIONS									
DRAWN: KEV	SUBMITTED	APPROVED	SCALE: NYS						
DATE: 3-10-84	DATE: ---	DATE: ---	SHEET 01 OF 03 SHEET(S)						
CHECKED: JTL			GLB		DRAWING NO.		REV		
DATE: ---					2-ISI-0145-C		000		
CCD									



FILE NUMBER 2-47E450-2
0-47W450-4

LEGEND

- RIGID HANGER
- VARIABLE SUPPORT
- RIGID STRUT

CALCULATION BRANCH / PROJECT IDENTIFIER

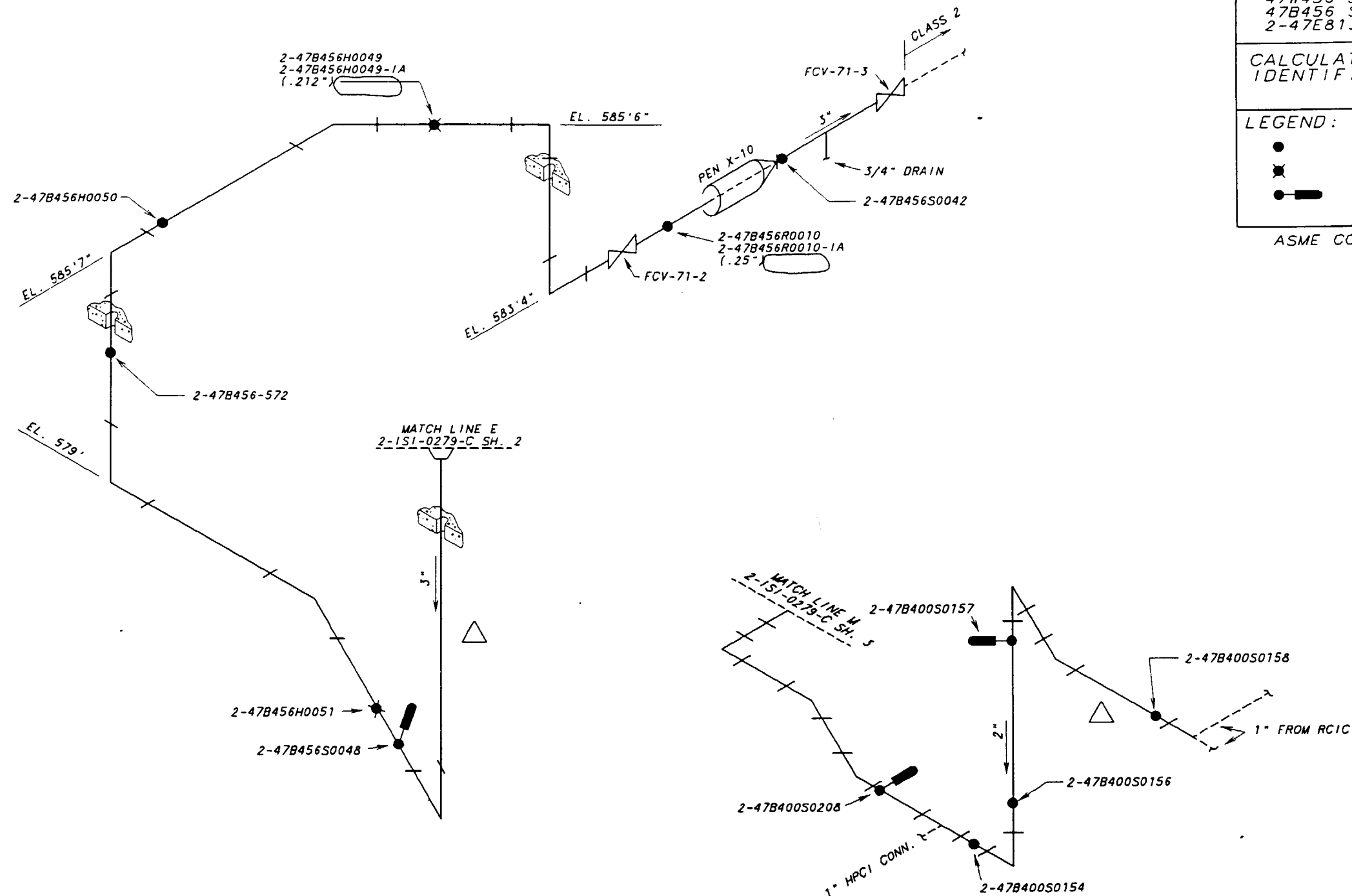
CD-02023-891361
CD-02023-891362
CD-02023-891363

ASME CC-3 (EQUIVALENT)

Information Only

002	ADMIN	RDL	WCH	ALO	12-9-99
REVISED PER RIMS MEMO R21 991201 003					
REV	CHANGE REF	PREPARED	CHECKER	APPROVED	DATE
TENNESSEE VALLEY AUTHORITY					
BROWNS FERRY NUCLEAR PLANT					
UNIT # 2					
RESIDUAL HEAT REMOVAL SERVICE WATER SYSTEM					
SUPPORT LOCATIONS					
NAME	REV	DATE	APPROVED	SCALE	DATE
2-47B450H0033	1	12-9-99	GLB	1" = 10'	12-9-99
2-47B450R0024	1	12-9-99	GLB	1" = 10'	12-9-99
2-47B450R0023	1	12-9-99	GLB	1" = 10'	12-9-99
2-47B450R0022	1	12-9-99	GLB	1" = 10'	12-9-99
2-47B450R0021	1	12-9-99	GLB	1" = 10'	12-9-99
2-47B450R0020	1	12-9-99	GLB	1" = 10'	12-9-99
2-47B450R0019	1	12-9-99	GLB	1" = 10'	12-9-99
2-47B450R0018	1	12-9-99	GLB	1" = 10'	12-9-99
2-47B450R0017	1	12-9-99	GLB	1" = 10'	12-9-99
2-47B450R0016	1	12-9-99	GLB	1" = 10'	12-9-99
2-47B450R0015	1	12-9-99	GLB	1" = 10'	12-9-99
2-47B450R0014	1	12-9-99	GLB	1" = 10'	12-9-99
2-47B450R0013	1	12-9-99	GLB	1" = 10'	12-9-99
2-47B450R0012	1	12-9-99	GLB	1" = 10'	12-9-99
2-47B450R0011	1	12-9-99	GLB	1" = 10'	12-9-99
2-47B450R0010	1	12-9-99	GLB	1" = 10'	12-9-99
2-47B450R0009	1	12-9-99	GLB	1" = 10'	12-9-99
2-47B450R0008	1	12-9-99	GLB	1" = 10'	12-9-99
2-47B450R0007	1	12-9-99	GLB	1" = 10'	12-9-99
2-47B450R0006	1	12-9-99	GLB	1" = 10'	12-9-99
2-47B450R0005	1	12-9-99	GLB	1" = 10'	12-9-99
2-47B450R0004	1	12-9-99	GLB	1" = 10'	12-9-99
2-47B450R0003	1	12-9-99	GLB	1" = 10'	12-9-99
2-47B450R0002	1	12-9-99	GLB	1" = 10'	12-9-99
2-47B450R0001	1	12-9-99	GLB	1" = 10'	12-9-99

001	ADMIN	RDL	RLD	HEH
REVISED PER RIMS MEMO R21 000821 002				
REV	CHANGE REF	PREPARER	CHECKER	APPROVED DATE
TENNESSEE VALLEY AUTHORITY				
BROWNS FERRY NUCLEAR PLANT				
UNIT 2				
REACTOR WATER CLEAN UP RCIC, AND CRD				
HYDR. RETURN LINE SUPPLRT LOCATIONS				
DRAWN: PHB	SUBMITTED	APPROVED	SCALE NTS	
DATE: 9-20-91	DATE: 9-20-91	DATE: 9-24-91	SHEET 02 OF 03 SHEET(S)	
CHECKED: JAA	JES	GLB	DRAWING NO.	REV.
DATE: 9-20-91			2-151-0274-C	000
CAD MAINTAINED DRAWING			CCD	



△ EXEMPT PER DNE CALCULATION
(MO-Q-0999-950033)
RIMS MEMO R14 950829 109

REFERENCE DRAWINGS:
47W456 SERIES
47B456 SERIES
2-47E813-1 FLOW DIAGRAM

CALCULATION BRANCH/PROJECT
IDENTIFIERS: CD-Q2001-880973
CD-Q2071-880987

LEGEND:

- RIGID HANGER
- ⊗ VARIABLE SUPPORT
- MECHANICAL SNUBBER

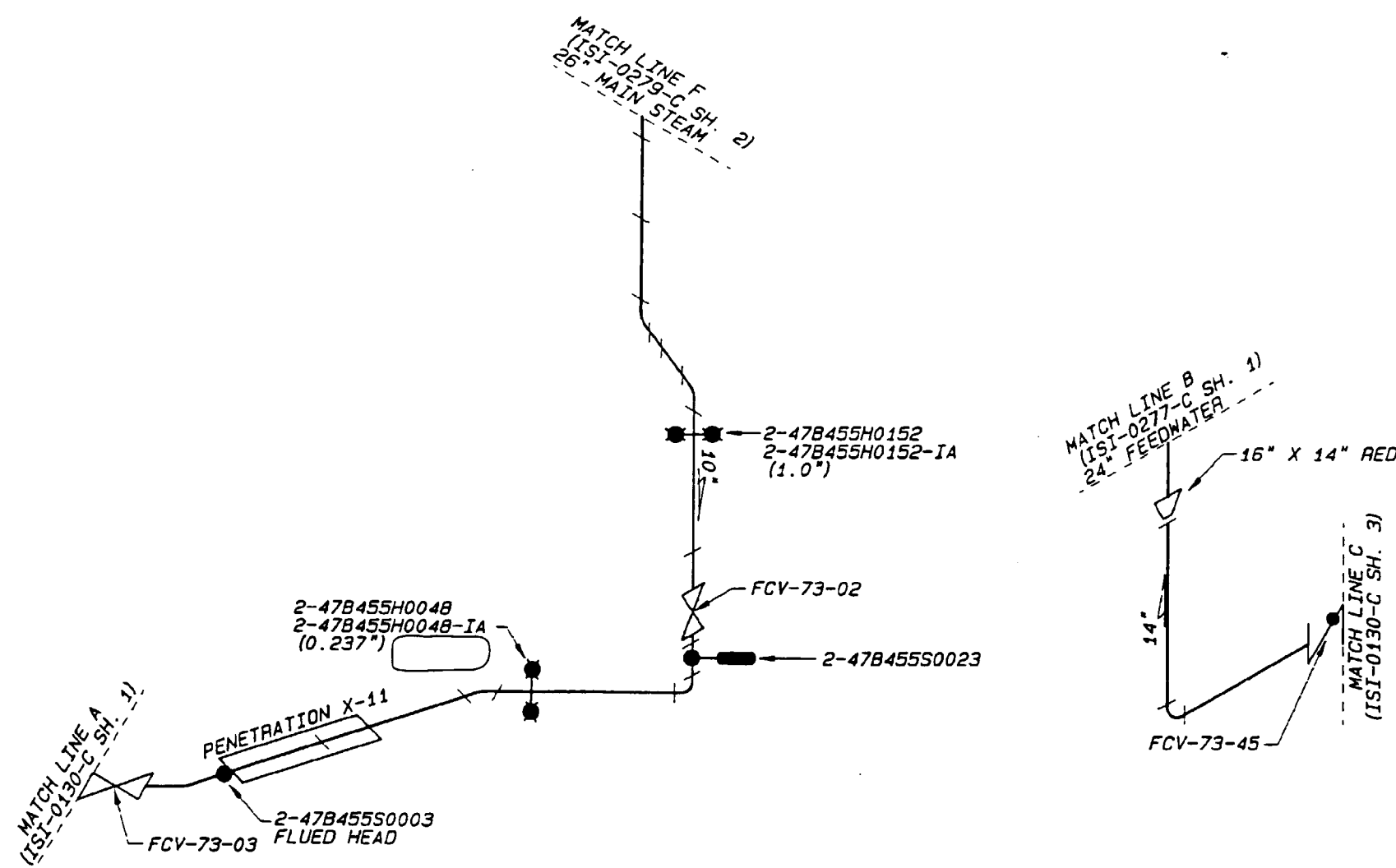
ASME CC-1 (EQUIVALENT)

Information Only

ALL A/D HISTORY RESEARCHED AT R000

002	ADMIN	RDL	RDL	HEH	
REVISED PER RIMS MEMO R21 000821 002					
REV	CHANGE REF	PREPARER	CHECKER	APPROVED	DATE
TENNESSEE VALLEY AUTHORITY					
BROWNS FERRY NUCLEAR PLANT					
UNIT 2					
REACTOR CORE ISOLATION COOLING					
SYSTEM SUPPORT LOCATIONS					
DRAWN: PHB	SUBMITTED	APPROVED	SCALE NTS		
DATE: 9-20-91	DATE: 9-20-91	DATE: 9-24-91	SHEET 03 OF 03 SHEET(S)		
CHECKED: JAA	JES	GLB	DRAWING NO.	REV.	
DATE: 9-20-91			2-151-0274-C1R002		
CCD					

CAD MAINTAINED DRAWING



REFERENCE DRAWINGS
 47W455-4
 ISI-0273-C (SH. 1) WELD MAP
 NOTE: THIS DRAWING SUPERCEDES CHM-2083-C ALL SHEETS.

- LEGEND:
- RIGID HANGER
 - ⦿ VARIABLE SUPPORT
 - HYDRAULIC SNUBBER
 - MECHANICAL SNUBBER

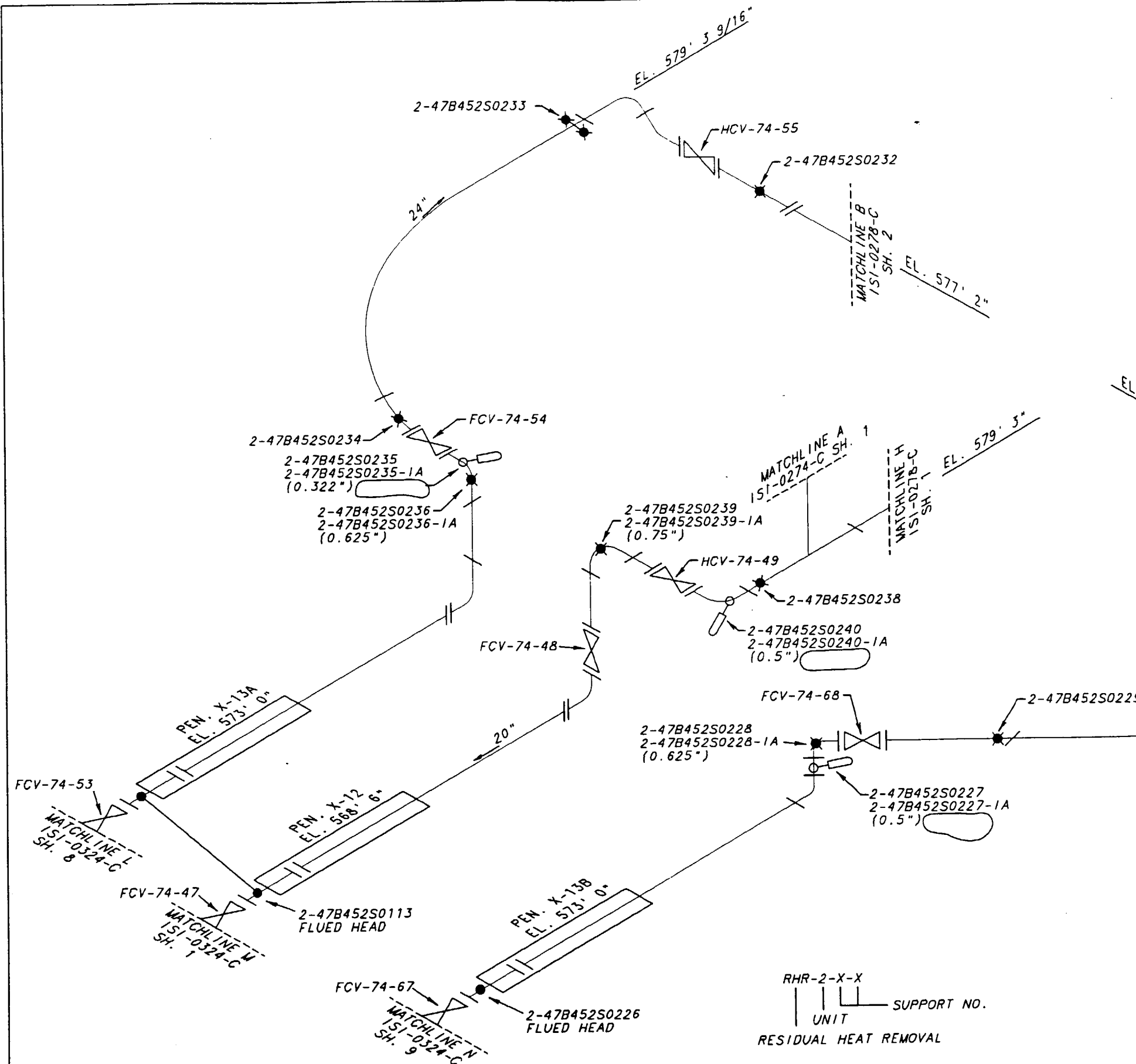
ASME CC-1 (EQUIVALENT)

Information Only

MF
204

ALL A/D HISTORY RESEARCHED TO R000

000	CCD/ADMIN	RCP	RLD	HEH	
ISSUED TO CREATE CCD. SUPERSEDES A/D ISI-0275-C-1 R005 AND TO DEPICT AS-CONSTRUCTED STATUS PER RIMS MEMO R21 000421 002 (ADMINISTRATIVE REVISION)					
REV	CHANGE REF	PREPARER	CHECKER	APPROVED	DATE
TENNESSEE VALLEY AUTHORITY					
BROWNS FERRY NUCLEAR PLANT					
UNIT 2					
HIGH PRESSURE COOLANT INJECTION					
SUPPORT LOCATIONS					
DRAWN: RFG	SUBMITTED	APPROVED	SCALE: NYS		
DATE: 6-17-87	DATE: 6-14-90	DATE: 6-14-90	SHEET 01 OF 01 SHEET(S)		
CHECKED: JES	EDC	GLB	DRAWING NO.	REV	
DATE: 6-13-90			2-ISI-0275-C	000	
CAD MAINTAINED DRAWING				CCD	



REFERENCE DRAWINGS

0-47W452-3 R7
2-47W452-8 R5
0-47W452-10 R5
47W452-11 R3

NOTE: THIS DRAWING SUPERCEDES CHM-2084-C ALL SHEETS.

LEGEND

- ★ VARIABLE SUPPORT
- HYDRAULIC SNUBBER
- RIGID HANGER

CALCULATION BRANCH/PROJECT IDENTIFIER:
CD-Q2068-871118

ASME CC-1 (EQUIVALENT)

Information Only

001	ADMIN	RDL	RLO	HEM	
REVISED PER RIMS MEMO R21 000821 002					
REV	CHANGE REF	PREPARER	CHECKER	APPROVED	DATE
TENNESSEE VALLEY AUTHORITY					
BROWNS FERRY NUCLEAR PLANT					
UNIT 2					
RESIDUAL HEAT REMOVAL SYSTEM					
SUPPORT LOCATIONS					
DRAWN: RPC	SUBMITTED	APPROVED	SCALE NTS		
DATE: 10-16-87	DATE: 6-17-88	DATE: 6-17-88	SHEET 01 OF 01 SHEET(S)		
CHECKED: 6-16-88	EDC	RME	DRAWING NO.	REV.	
DATE: JES			2-1SI-0276-C	001	
CCD					

CAD MAINTAINED DRAWING

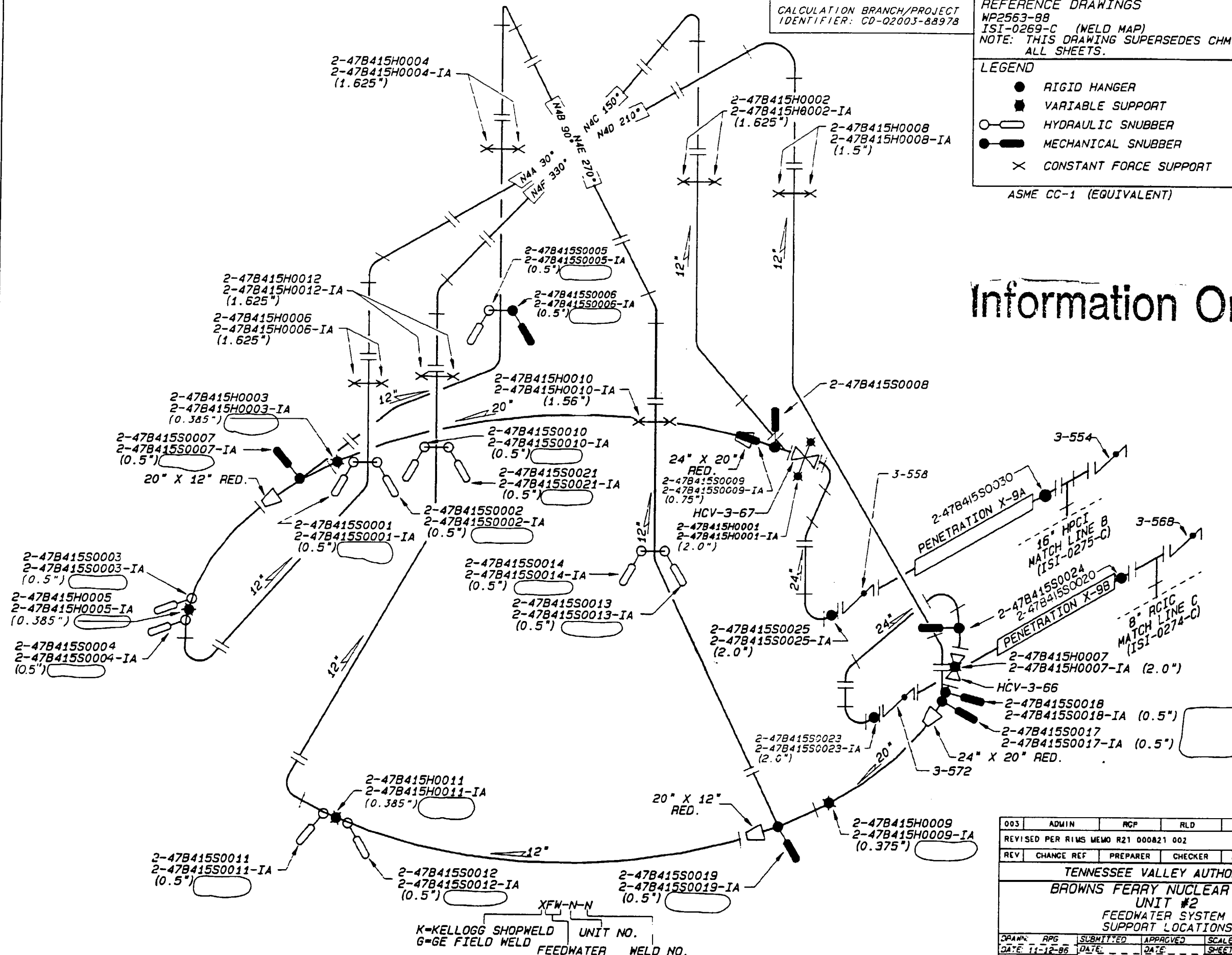
CALCULATION BRANCH/PROJECT
IDENTIFIER: CD-02003-88978

REFERENCE DRAWINGS
WP2563-88
ISI-0269-C (WELD MAP)
NOTE: THIS DRAWING SUPERSEDES CHM-2085-C
ALL SHEETS.

LEGEND
● RIGID HANGER
■ VARIABLE SUPPORT
○ HYDRAULIC SNUBBER
● MECHANICAL SNUBBER
× CONSTANT FORCE SUPPORT

ASME CC-1 (EQUIVALENT)

Information Only



ALL A/D HISTORY RESEARCHED AT R000

CAD MAINTAINED DRAWING

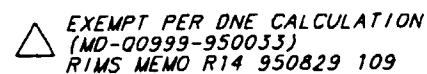
CCD

002	ADMIN	RDL	WCH	HEH
REVISED PER RIMS MEMO R21 000821 002				
REV	CHANGE REF	PREPARER	CHECKER	APPROVED DATE
TENNESSEE VALLEY AUTHORITY				
BROWNS FERRY NUCLEAR PLANT				
UNIT 2				
RECIRCULATION SYSTEM				
SUPPORT LOCATIONS				
DRAWN: PHB	SUBMITTED	APPROVED	SCALE NTS	
DATE: 9-22-87	DATE 8-10-88	DATE 8-13-88	SHEET 7 OF 2 SHEET(S)	
CHECKED: JES	EDC	GLB	DRAWING NO.	REV.
DATE: 8-10-88			2-151-0278-C002	
CAD MAINTAINED DRAWING			CCD	

TVA 47K1544-2
GE 2-153F754
KELLOGG BF 2-180
NOTE: THIS DRAWING SUPERSEDES
CHM-2068-C ALL SHEETS

- RIGID HANGER
- ✱ VARIABLE SUPPORT
- HYDRAULIC SNUBBER
- ✕ CONSTANT FORCE SUPPORT (CF)
- RIGID STRUT

ASME CC-1 (EQUIVALENT)









CAD MAINTAINED DRAWING

CCD

Information Only

003	ADMIN	RDL	WCH	HEH
REVISED PER RIMS MEMO R21 000821 002				
REV	CHANGE REF	PREPARER	CHECKER	APPROVED DATE
TENNESSEE VALLEY AUTHORITY				
BROWNS FERRY NUCLEAR PLANT UNIT 2				
RECIRCULATION SYSTEM SUPPORT LOCATIONS				
DRAWN: PHB	SUBMITTED	APPROVED	SCALE NTS	
DATE: 3-28-89	DATE 5-10-89	DATE 5-11-89	SHEET 2 OF 2 SHEET(S)	
CHECKED: JES	EDC	GLB	DRAWING NO.	REV.
DATE: 5-8-89			2-151-0278-C	R003

GE 729E401-1
0-729E401-2
2-1S1-0222-C-1 (WELD LOCATIONS)
NOTE: THIS DRAWING SUPERCEDES CHN-2087-C
SH. 1

 **RIGID HANGER**
 **VARIABLE SUPPORT**
 **HYDRAULIC SNUBBER**
 **RIGID STRUT**
 **CONSTANT FORCE SUPPORT**
 **MECHANICAL SNUBBER**

ASME CC-1 (EQUIVALENT)

MATCH LINE B
(ISI-0079-C SH. 1)

MATCH LINE E
 (ISI-0079-C SH. 1)

33228951652
OFND BELLINGS
CC 2 8-151-8279-C
000001
072496 001

The diagram illustrates a power distribution system. A central vertical line is labeled 'MAIN STEAM'. From this line, two horizontal branches extend to the right. The left branch is labeled 'WELD NO.' and the right branch is labeled 'UNIT NO.'. Both branches are connected to a common horizontal line at the top, which is labeled 'XNS-N-N'.

DCN WD4651	4-20-85	LNG	JR	N/A	W/GR	FRT	JRG	W/GR	W/GR		
ISSUED TO CREATE CCD, SUPERSEDES AD IS-0279-C-1 R06 AND 10 DEPT AS-COMBATED STATUS PER DCN WD4651											
NO	CHARGE REF	DATE	UPTR	CHRG	GRIN	RVIS	WTRD	WTRD	WTRD		
150									1580		
TENNESSEE VALLEY AUTHORITY											
BROWNS FERRY NUCLEAR PLANT											
UNIT 2											
MAIN STEAM SYSTEM SUPPORT LOCATIONS											
S		GRANT		RNO		SUBMITTED		APPROVED		SCALE NTS	
		DATE		72-16-68		DATE		DATE		SHEET 01 OF 04 SHEET 15	
		CHECKED		JES		EDC		GLB		DRAWING NO.	
		DATE								2-151-0279-C	
										CCD	
										R001	

ADMIN	7-24-96	AME	WAL	7/1	RLD	N/A	N/A	ALO	W225
001 REVISED TO REFLECT SUPPORT CONFIGURATION AND ATTACHMENT INTER- NESS PER NIOS MEMO #92 960534 882 (ADMINISTRATIVE REVISION)									
CHANGE REF	DATE	DTFR	CHG	CSH	RVR	APPD	APPD	APPD	END

PCADAM

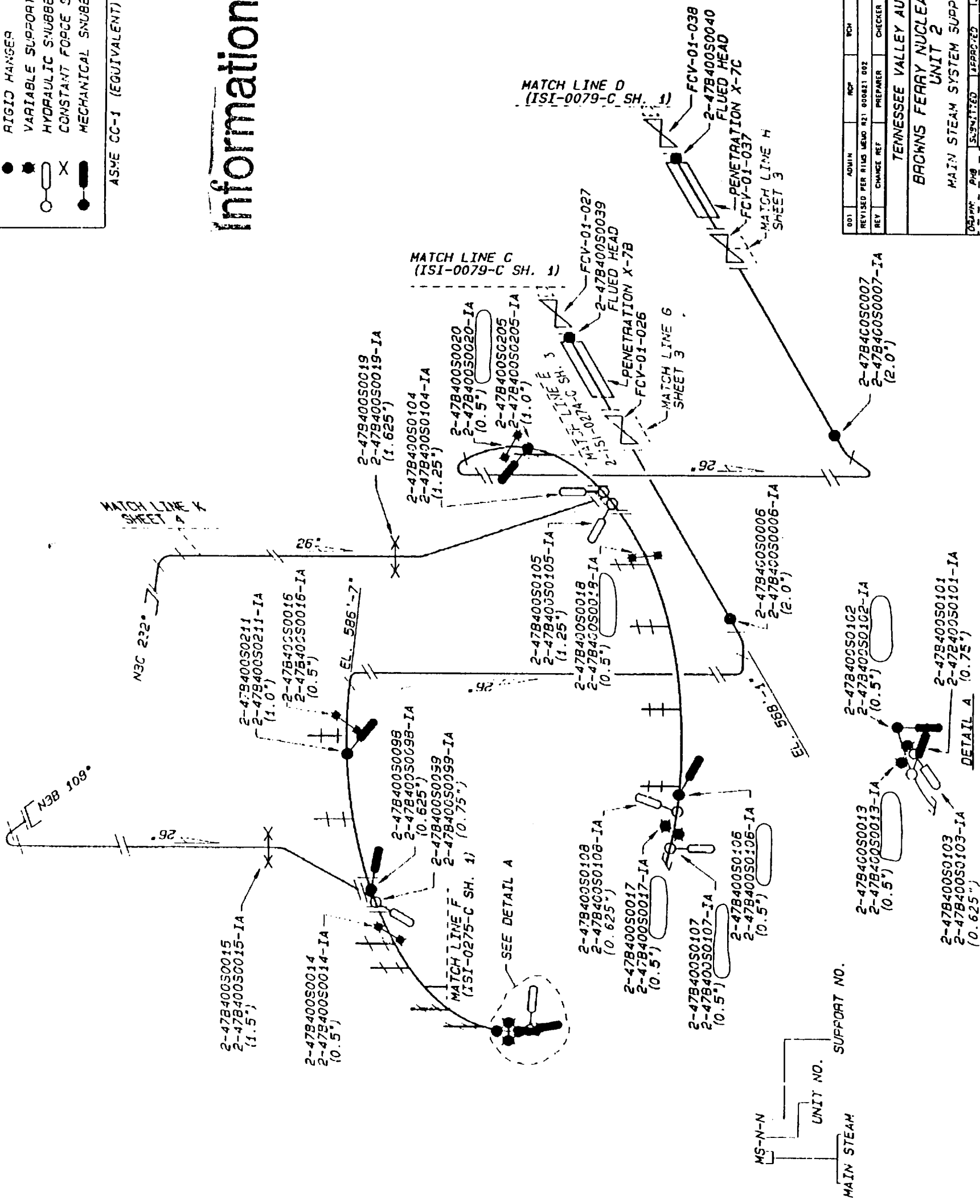
ALL AID HISTORY RESEARCHED © R0000

REFERENCE DRAWINGS:
GE 729E401 SH. 1 & 2
ISI-02922-C SH. 2 (WELD MAP)
NOTE: THIS DRAWING SUPERSEDES CHN-2037-C
SH. 2

LEGEND:

●	RIGID HANGER
⦿	VARIABLE SUPPORT
○	HYDRAULIC SNUBBER
X	CONSTANT FORCE SUPPORT
●	MECHANICAL SNUBBER

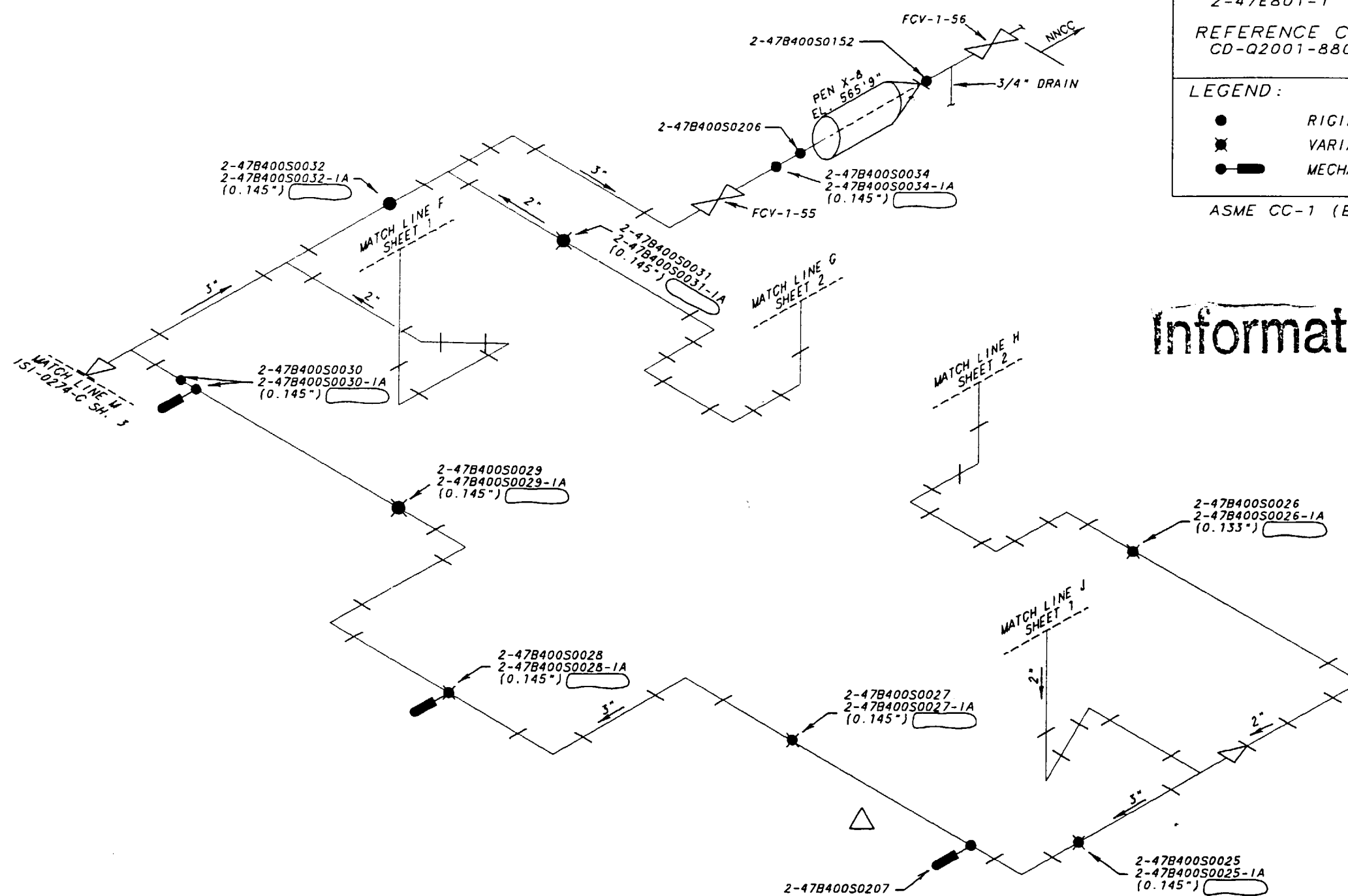
Information Only



001	AQUIN	RCF	WCH	REN
REVISED PER RILUS MEMO R21 000821 002				
REV	CHANGE REF	PREPARER	CHECKER	APPROVED DATE
TENNESSEE VALLEY AUTHORITY BROWNS FERRY NUCLEAR PLANT UNIT 2 MAIN STEAM SYSTEM SUPPORT LOCATIONS				
DOWNSHIP DATE: 9-21-67 CHECKED: JES DATE: 9-14-65	SUGGESTED DATE: 6-21-68 EDC	APPROVED DATE: 6-13-68 GLB	SCALE: NTS SHEET 02 OF 04 SHEET(S) TRAINING NO REV	0001 2-151-0279-C1000
CAD MAINTAINED DRAWING				CDD

ALL A/O HISTORY RESEARCHED TO R000

CAD MAINTAINED DRAWING



REFERENCE DRAWINGS:
 47W400 SERIES
 47B400 SERIES
 2-47E801-1

REFERENCE CALC:
 CD-Q2001-880973

LEGEND:
 ● RIGID HANGER
 ✕ VARIABLE SUPPORT
 — MECHANICAL SNUBBER

ASME CC-1 (EQUIVALENT)

Information Only

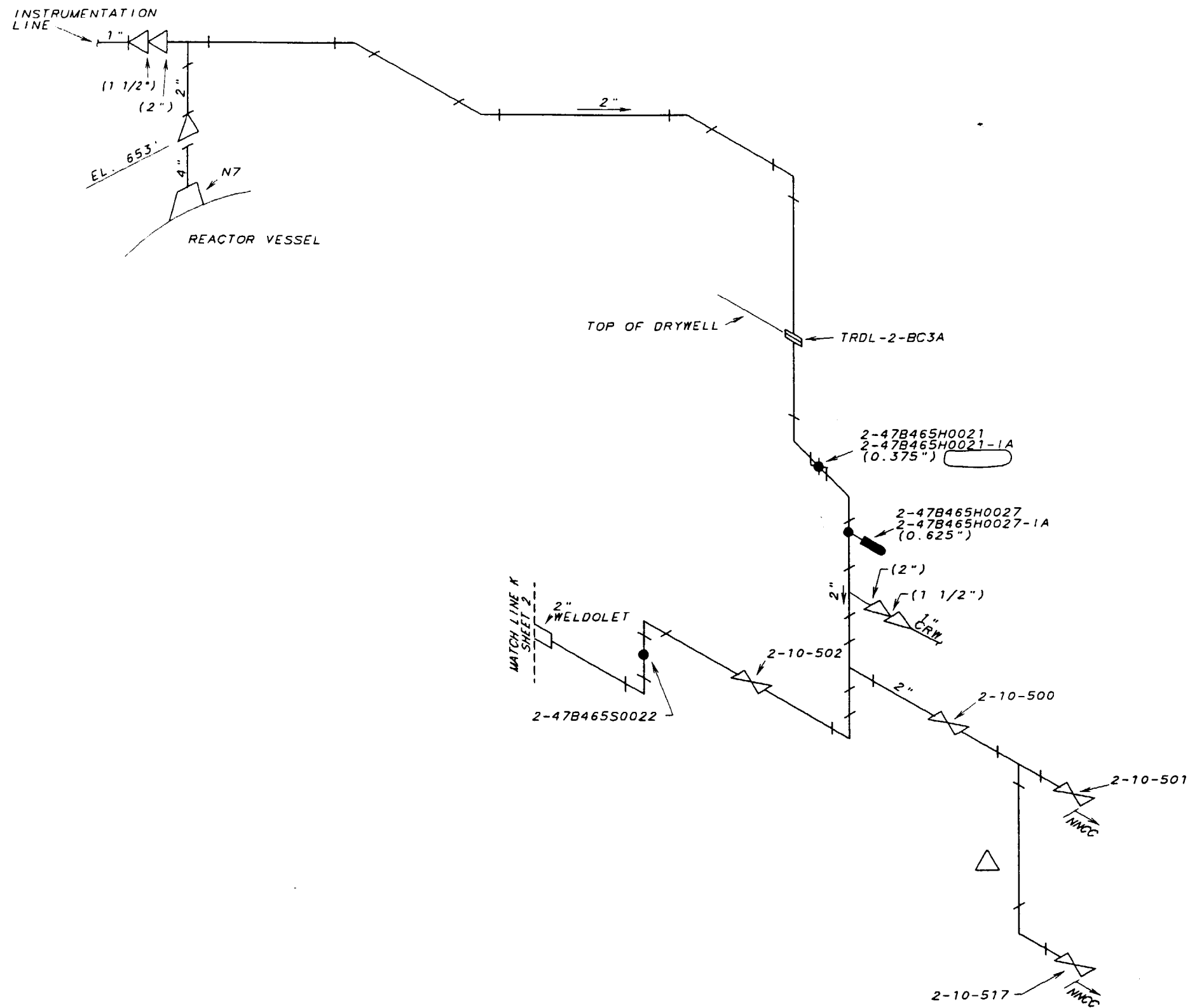
△ EXEMPT PER DNE CALCULATION
 (MD-00999-950033)
 RIMS MEMO R14 950829 109

ALL A/D HISTORY RESEARCHED TO R000

002	ADMIN	RCP	WCH	HEH	
REVISED PER RIMS MEMO R21 000821 002					
REV	CHANGE REF	PREPARER	CHECKER	APPROVED	DATE
TENNESSEE VALLEY AUTHORITY					
BROWNS FERRY NUCLEAR PLANT					
UNIT 2					
MAIN STEAM SYSTEM					
DRAIN SUPPORT LOCATIONS					
DRAWN: PHB	SUBMITTED	APPROVED	SCALE NTS		
DATE: 9-6-91	DATE: 9-20-91	DATE: 9-29-91	SHEET 03 OF 04 SHEET(S)		
CHECKED: JAA	JES	GLB	DRAWING NO.	REV.	
DATE: 9-20-91			2-151-0279-C	002	

CAD MAINTAINED DRAWING

CCD



REFERENCE DRAWINGS:
 47W465 SERIES PIPING DWG
 47W465 H SERIES SUPPORT DWG
 47B465 SERIES SUPPORT DWG.
 47A465 SERIES SUPPORT DWG.
 2-47E817-1 FLOW DIAGRAM

LEGEND:

- RIGID HANGER
- ✱ VARIABLE SUPPORT
- MECHANICAL SNUBBER

ASME CC-1 (EQUIVALENT)

Information Only

△ EXEMPT PER DNE CALCULATION
 (MD-Q0999-950033)
 RIMS MEMO R14 950829 109

002	ADMIN	RGP	RLD	HEH	
REVISED PER RIMS MEMO R21 000821 002					
REV	CHANGE REF	PREPARER	CHECKER	APPROVED	DATE
TENNESSEE VALLEY AUTHORITY					
BROWNS FERRY NUCLEAR PLANT					
UNIT 2					
MAIN STEAM SYSTEM					
INSTRUMENTATION SUPPORT LOCATIONS					
DRAWN: PHB	SUBMITTED	APPROVED	SCALE NTS		
DATE: 9-6-91	DATE: 9-20-91	DATE: 9-29-91	SHEET 04 OF 04 SHEET(S)		
CHECKED: JAA	JES	GLB	DRAWING NO.	REV.	
DATE: 9-20-91			2-151-0279-C001		

ALL A/D HISTORY RESEARCHED TO R000

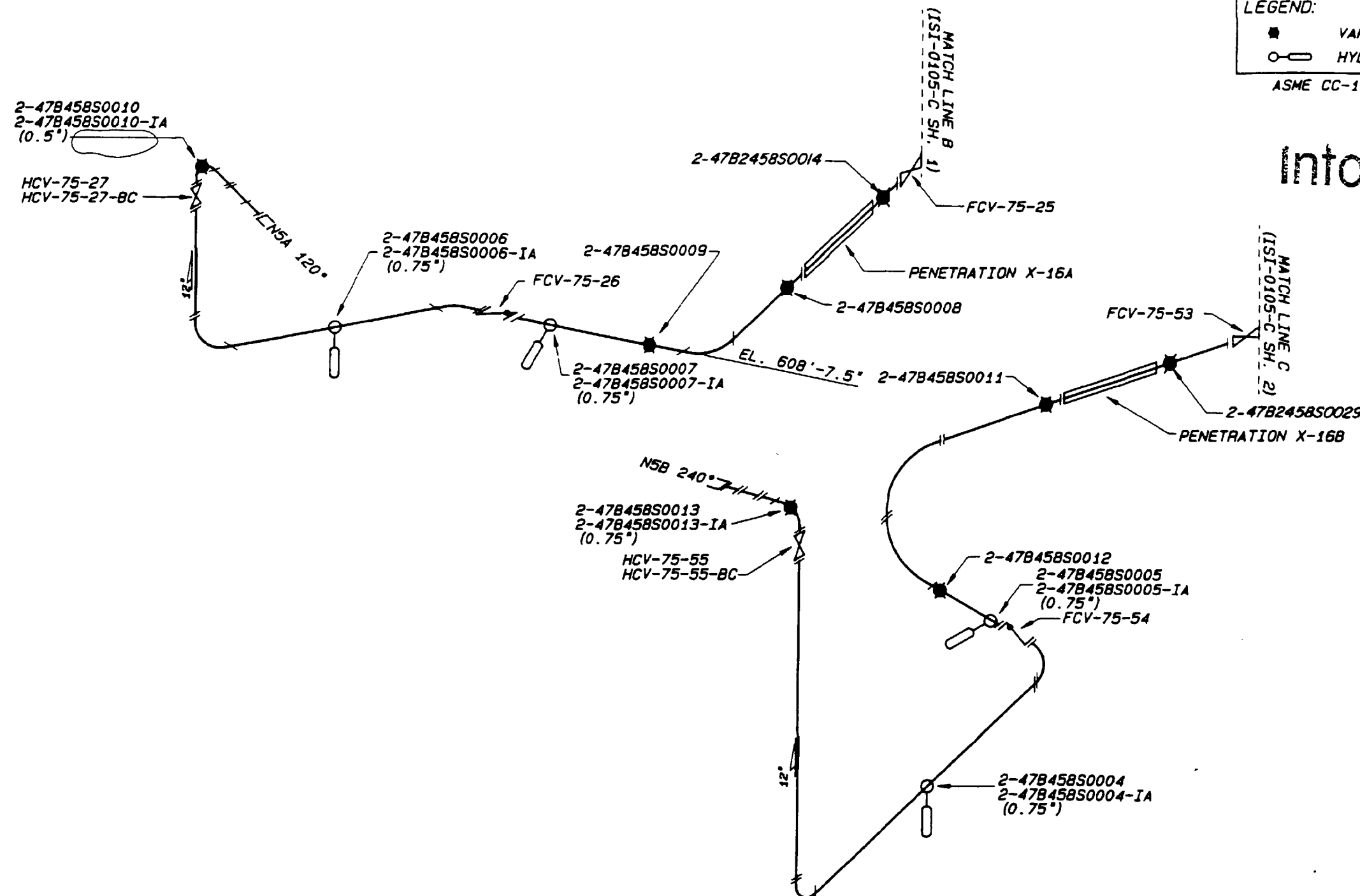
CAD MAINTAINED DRAWING

CCD

REFERENCE DRAWINGS:
 47W458-1R8
 ISI-0271-C (SH. 1) WELD MAP
 NOTE: THIS DRAWING SUPERCEDES CHM-2089-C
 ALL SHEETS.

LEGEND:
 * VARIABLE SUPPORT
 ○ HYDRAULIC STRUT
 ASME CC-1 (EQUIVALENT)

Information Only



CS - N - N
 CORE SPRAY SUPPORT NO.
 UNIT NO.

001	ADMIN	RDL	WCH	HEH	
REVISED PER RIMS MEMO R21 000821 002					
REV	CHANGE REF	PREPARER	CHECKER	APPROVED	DATE
TENNESSEE VALLEY AUTHORITY					
BROWNS FERRY NUCLEAR PLANT					
UNIT 2					
CORE SPRAY SYSTEM					
SUPPORT LOCATIONS					
DRAWN: PMS	SUBMITTED	APPROVED	SCALE: NTS		
DATE: 8-25-87	DATE: --	DATE: --	SHEET 1 OF 1 SHEET(S)		
CHECKED: JES	EDC	GLB	DRAWING NO.	REV	
DATE:			2-ISI-0280-C	001	
ALL A/D HISTORY RESEARCHED AT R000				CCD	

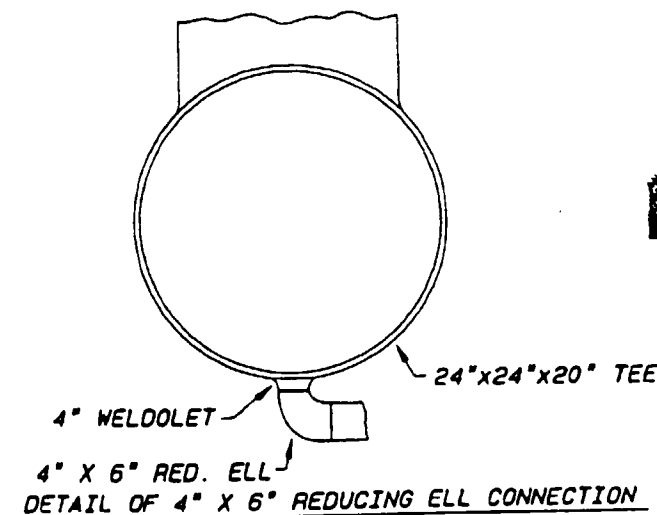
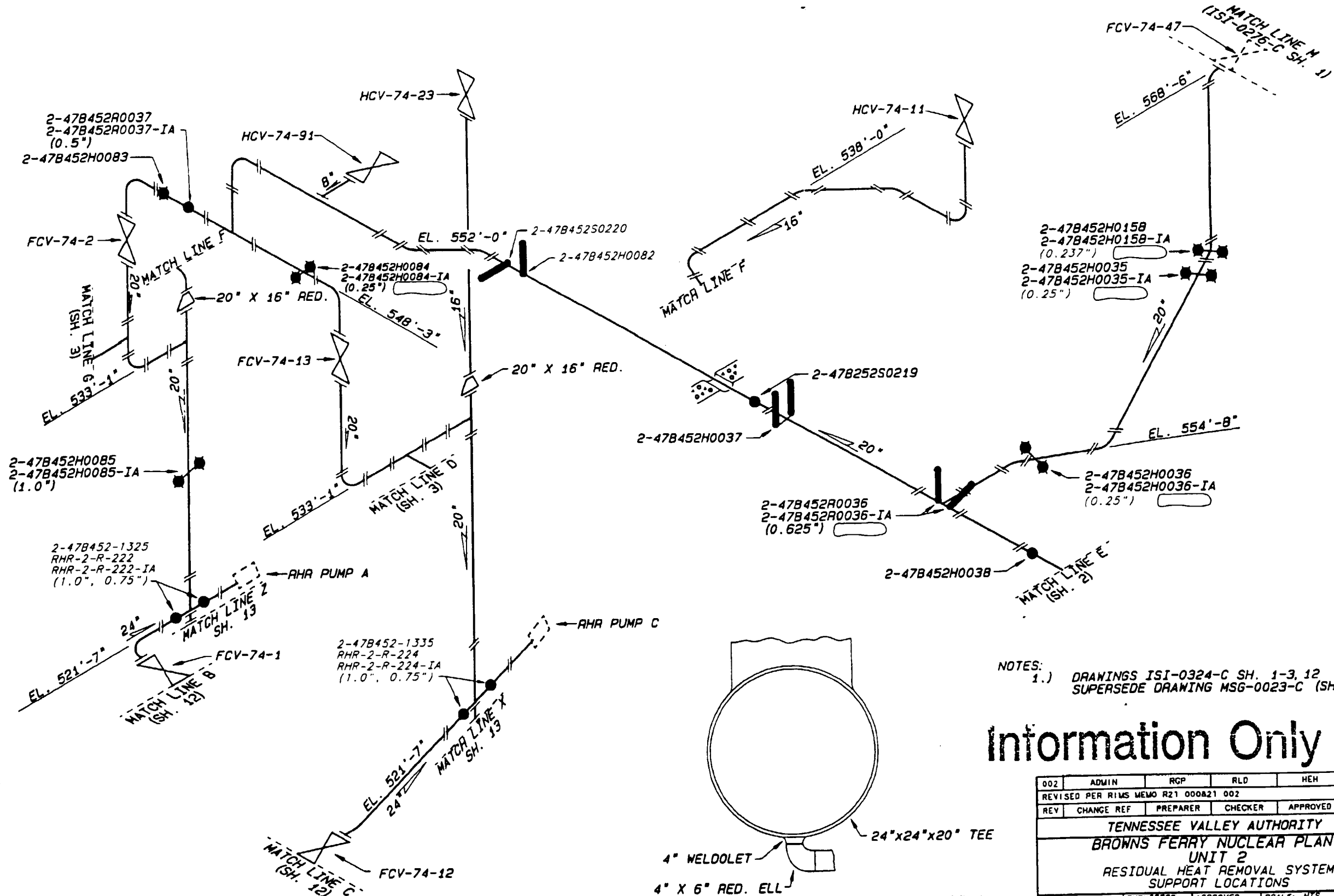
CAD MAINTAINED DRAWING

CALCULATION BRANCH/PROJECT
IDENTIFIER: CD-Q2073-883012

LEGEND:
● RIGID HANGER
■ VARIABLE SUPPORT
— RIGID STRUT

ASME CC-2 (EQUIVALENT)

REFERENCE DRAWINGS:
47W452 SERIES
47W335-4
MSG-0018-C (SH. 1) WELD MAP
THIS DRAWING SUPERSEDES MSG-0023-C SH.
(SEE NOTE 1)



NOTES:
1.) DRAWINGS ISI-0324-C SH. 1-3, 12
SUPERSEDE DRAWING MSG-0023-C (SH. 1)

Information Only

002	ADMIN	RGP	RLD	HEH	
REVISED PER RIMS MEMO R21 000A21 002					
REV	CHANGE REF	PREPARER	CHECKER	APPROVED	DATE
TENNESSEE VALLEY AUTHORITY					
BROWNS FERRY NUCLEAR PLANT					
UNIT 2					
RESIDUAL HEAT REMOVAL SYSTEM					
SUPPORT LOCATIONS					
DRAWN: PHB	SUBMITTED	APPROVED	SCALE: NYS	SHEET 1 OF 13 SHEET(S)	
DATE: 6-8-88	DATE: 6-8-88	DATE: 6-8-88		DRAWING NO.	REV
CHECKED: JES	EDC	GLB		2-151-0324-C	002
DATE: 6-8-88					

CAD MAINTAINED DRAWING

CCD

ALL A/D HISTORY RESEARCHED TO R000

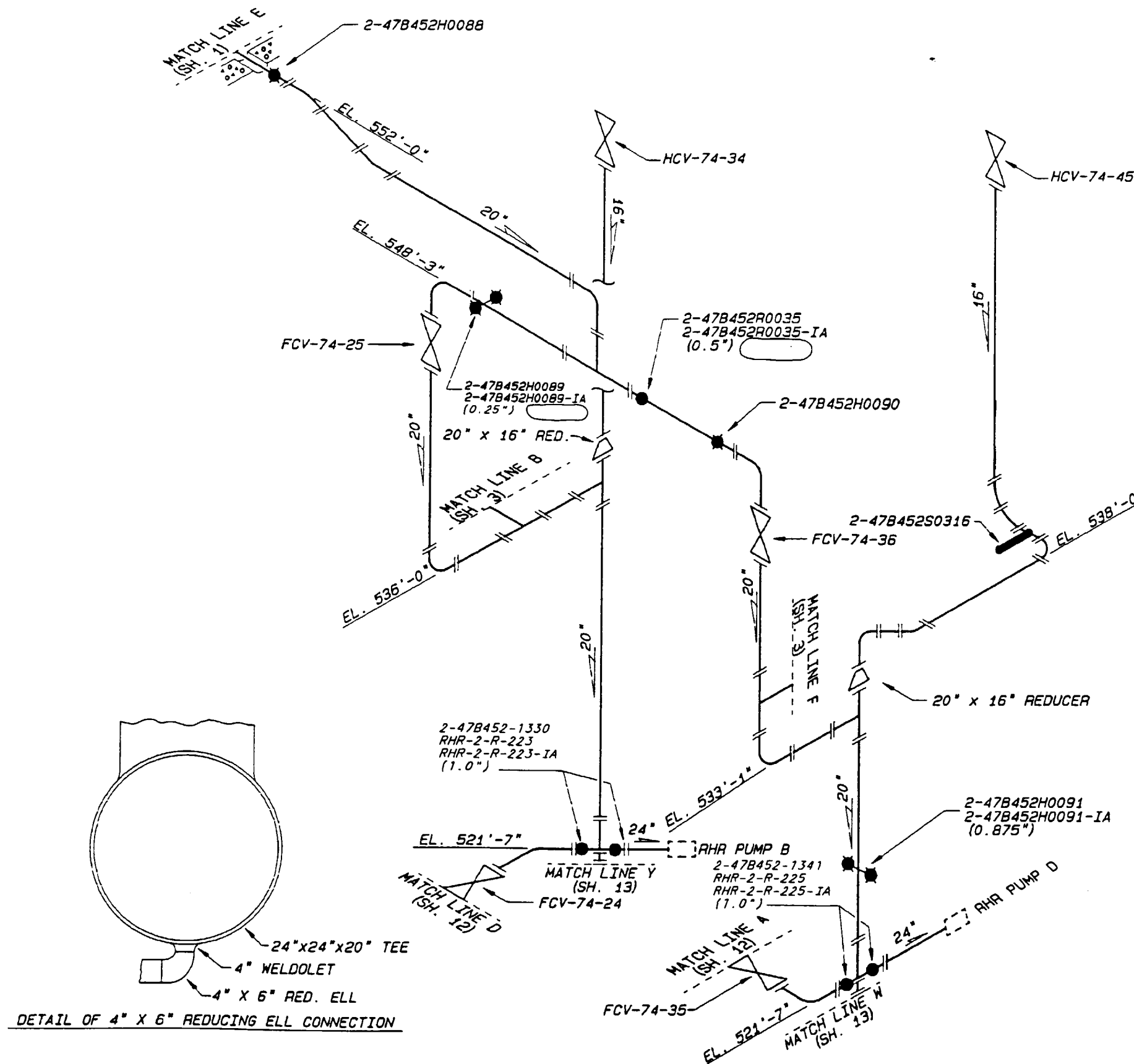
NOTES:
1. DRAWINGS ISI-0324-C SH. 1-3, 12 MAKE UP
SUPERCEDED DRAWING MSG-0023-C (SH. 1)

REFERENCE DRAWINGS
47W452 SERIES
47W335-4
MSG-0018-C (SH. 2)
THIS DRAWING SUPERCEDES MSG-0023-C SH. 1
(SEE NOTE 1)

LEGEND
● RIGID SUPPORT
● VARIABLE SUPPORT
— RIGID STRUT

CALCULATION BRANCH/PROJECT
IDENTIFIER: CD-Q2073-883012

ASME CC-2 (EQUIVALENT)



Information Only

001	ADMIN	RGP	RLD	HEH	
REVISED PER RIMS MEMO R21 000621 002					
REV	CHANGE REF	PREPARER	CHECKER	APPROVED	DATE
TENNESSEE VALLEY AUTHORITY					
BROWNS FERRY NUCLEAR PLANT					
UNIT 2					
RESIDUAL HEAT REMOVAL SYSTEM					
SUPPORT LOCATIONS					
DRAWN: PHB	SUBMITTED	APPROVED	SCALE: NTS		
DATE: 6-8-88	DATE: 6-8-88	DATE: 6-8-88	SHEET 2 OF 13 SHEET(S)		
CHECKED: JES	EDC	GLB	DRAWING NO.	REV	
DATE: 6-8-88			2-151-0324-C	001	

ALL A/D HISTORY RESEARCHED AT R000

CAD MAINTAINED DRAWING

CCD

LEGEND:

- RIGID HANGER
- VARIABLE SUPPORT

CALCULATION BRANCH/PROJECT
IDENTIFIER: CD-Q2074-880992

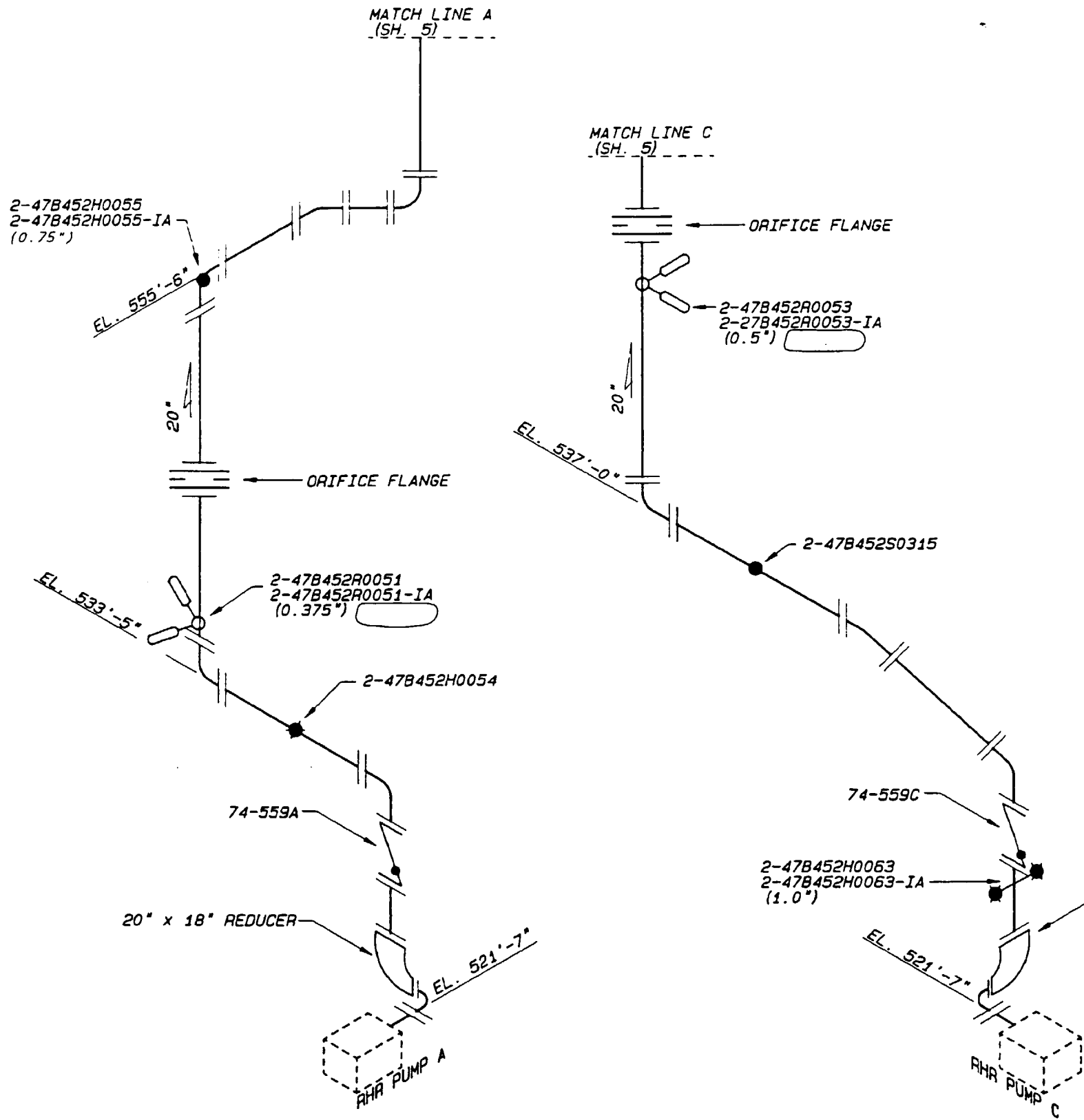
ASME CC-2 (EQUIVALENT)



CCD ADMIN		RDL		N/A		N/A		N/A	
000	ISSUED TO CREATE CCD. SUPERSEDES A/D 131-0324-C-3 R3 AND TO BEPCT AS-CONSTRUCTED STATUS PER A/F R/O, R1, R2: R1/GS MEMO R32 360169 681 (ADMINISTRATIVE REVISION)								
REV NO	CHANGE REF	DATE	DTFR	CHRR	DSGN	RVWR	'APPD	'APPD	'APPD ISSD
HARDWARE: TEK 4129			SOFTWARE: TEKNICAD			1		FLOPPY: BF-14	
TENNESSEE VALLEY AUTHORITY									
S	BROWNS FERRY NUCLEAR PLANT UNIT 2 RESIDUAL HEAT REMOVAL SYSTEM SUPPORT LOCATIONS								
DRAWN: PHB		SUBMITTED		APPROVED		SCALE: NTS			
DATE: 5-8-88		DATE: 6-8-88		DATE: 6-9-88		SHEET 3 OF 13 SHEET(S)			
CHECKED: JES		EDC		GLB		DRAWING NO.		REV	
DATE: 6-9-88						2-151-0324-C		000	
CCD									

REFERENCE DRAWINGS
47W452 SERIES
47W335-7
MSG-0018-C (SH. 4) WELD MAP
THIS DRAWING SUPERCEDES MSG-0023-C SH.2
(SEE NOTE 1)

LEGEND:
● RIGID HANGER
● VARIABLE SUPPORT
○ HYDRAULIC SNUBBER
ASME CC-2 (EQUIVALENT)



NOTES:
1.) DRAWINGS ISI-0324-C SH. 4-7 MAKE UP
SUPERCEDED DRAWING MSG-0023-C (SH. 2)

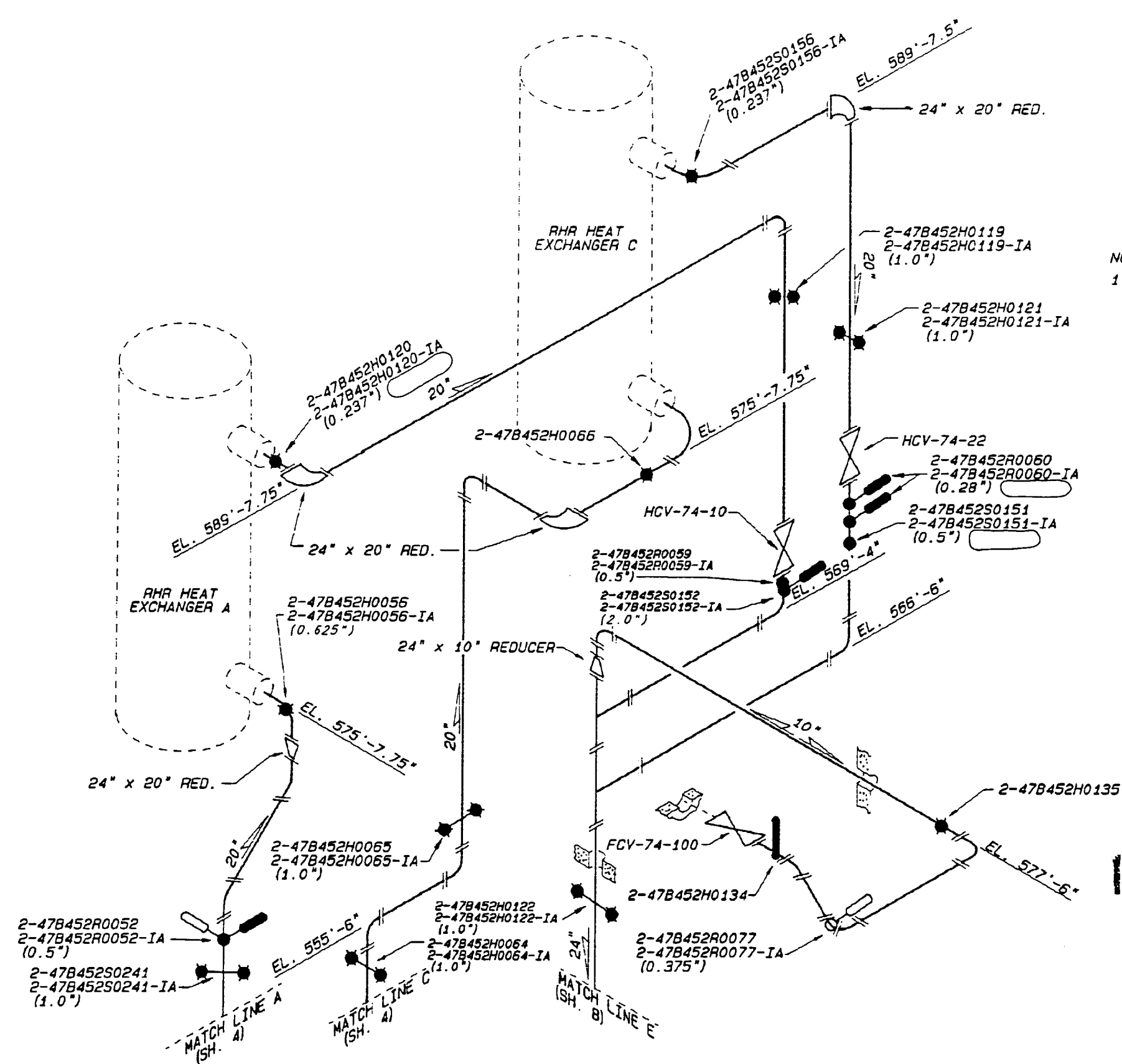
Information Only

001	ADMIN	RGP	RLD	HEH	
REVISED PER RIMS MEMO R21 000821 002					
REV	CHANGE REF	PREPARER	CHECKER	APPROVED	DATE
TENNESSEE VALLEY AUTHORITY					
BROWNS FERRY NUCLEAR PLANT					
UNIT 2					
RESIDUAL HEAT REMOVAL SYSTEM					
SUPPORT LOCATIONS					
DRAWN: PHB	SUBMITTED	APPROVED	SCALE: NYS		
DATE: 6-3-88	DATE: 6-8-88	DATE: 6-8-88	SHEET: 4 OF 13 SHEET(S)		
CHECKED: JES	EDC	GLB	DRAWING NO.	REV	
DATE: 6-8-88			2-151-0324-C	001	

ALL A/D HISTORY RESEARCHED TO R000

CAD MAINTAINED DRAWING

CCD



REFERENCE DRAWINGS
 47W452 SERIES
 47W335-7
 MSG-0018-C (SH. 5) WELD MAP
 THIS DRAWING SUPERSEDES MSG-0023-C SH. 2
 (SEE NOTE 1)

- LEGEND:
- RIGID HANGER
 - VARIABLE SUPPORT
 - HYDRAULIC SNUBBER
 - MECHANICAL SNUBBER
 - RIGID STRUT
 - ASME CC-2 (EQUIVALENT)

NOTES:
 1.) DRAWINGS ISI-0324-C SH. 4-7 MAKE UP
 SUPERCEDED DRAWING MSG-0023-C (SH. 2)

Information Only

001	ADMIN	RCP	RLD	HEH	
REVISED PER RIMS MEMO R21 000821 002					
REV	CHANGE REF	PREPARER	CHECKER	APPROVED	DATE
TENNESSEE VALLEY AUTHORITY					
BROWNS FERRY NUCLEAR PLANT					
UNIT 2					
RESIDUAL HEAT REMOVAL SYSTEM					
SUPPORT LOCATIONS					
DRAWN: PHS	SUBMITTED	APPROVED	SCALE: NYS		
DATE: --	DATE: --	DATE: --	SHEET 5 OF 13 SHEET(S)		
CHECKED: JES	EDC	GLB	DRAWING NO.	REV	
DATE: --			2-1SI-0324-C	001	

CAD MAINTAINED DRAWING

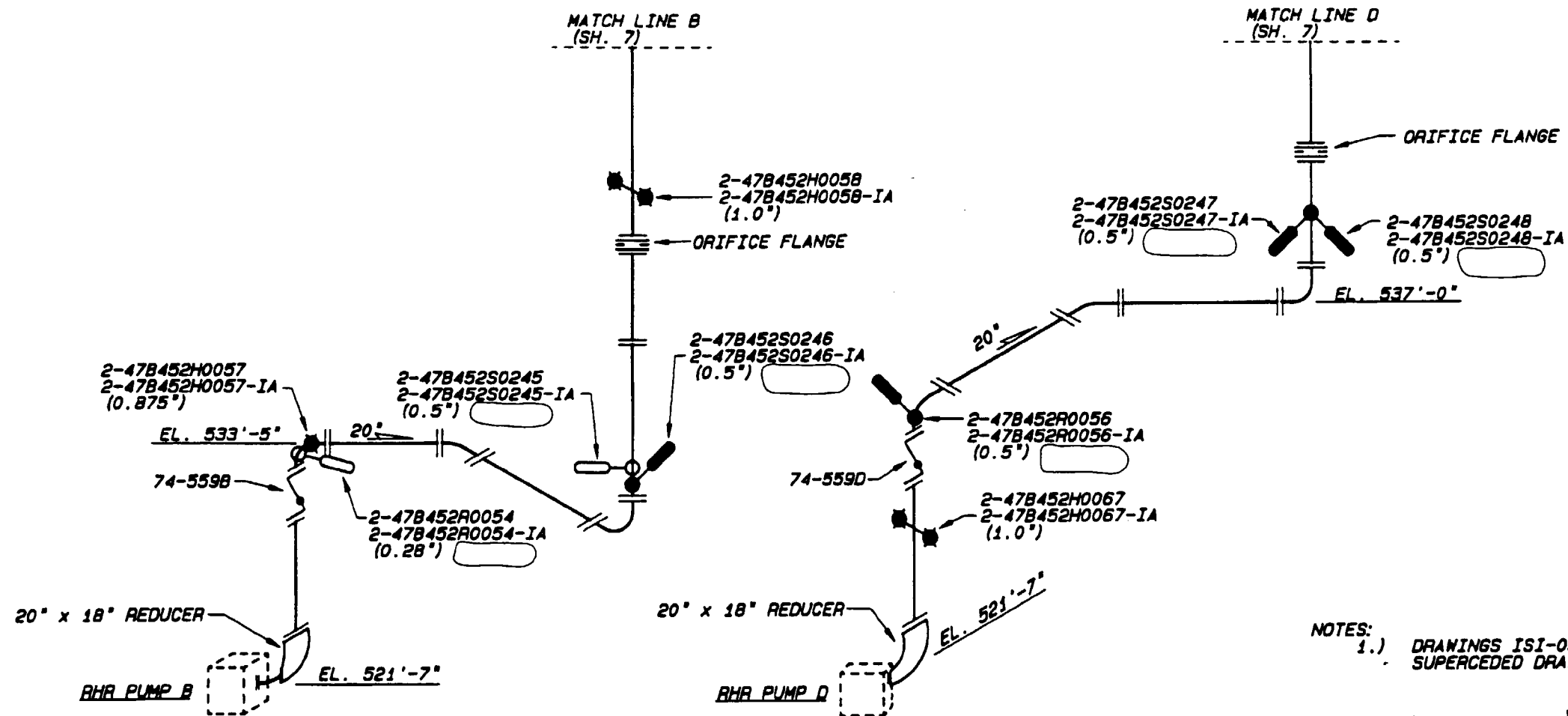
CCD

REFERENCE DRAWINGS
 47W453 SERIES
 47W335-7
 MSG-0018-C (SH. 6) WELD MAP
 THIS DRAWING SUPERCEDES MSG-0023-C SH.2
 (SEE NOTE 1)

LEGEND:

- RIGID HANGER
- VARIABLE SUPPORT
- HYDRAULIC SNUBBER
- MECHANICAL SNUBBER

ASME CC-2 (EQUIVALENT)



NOTES:
 1.) DRAWINGS ISI-0324-C SH. 4-7 MAKE UP
 SUPERCEDED DRAWING MSG-0023-C (SH. 2)

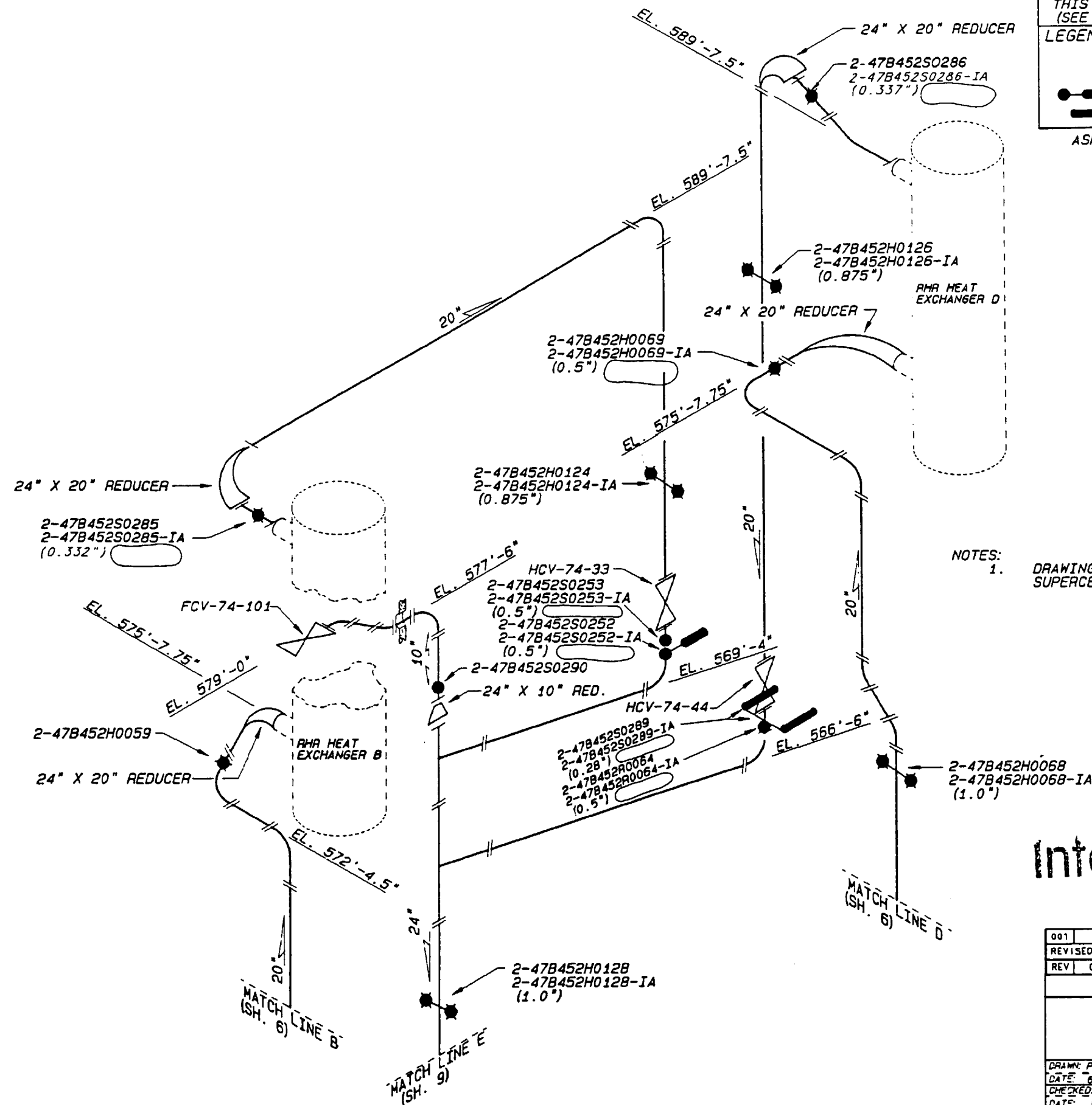
Information Only

000	ADMIN	RCP	RLD	MEH
ISSUED TO CREATE CCD, SUPERCEDES A/D ISI-0324-C-6 R004 AND TO DEPICT AS-CONSTRUCTED STATUS PER RIMS MEMO R21 000821 002 (ADMINISTRATIVE REVISION)				
REV	CHANGE REF	PREPARER	CHECKER	APPROVED DATE
TENNESSEE VALLEY AUTHORITY				
BROWNS FERRY NUCLEAR PLANT				
UNIT 2				
RESIDUAL HEAT REMOVAL SYSTEM				
SUPPORT LOCATIONS				
DRAWN: MFB	SUBMITTED	APPROVED	SCALE: NYS	
DATE: 8-8-88	DATE: 8-8-88	DATE: 8-8-88	SHEET 6 OF 13 SHEET(S)	
CHECKED: JES	EDC	GLB	DRAWING NO.	REV
DATE: 8-8-88			2-151-0324-C	000

ALL A/D HISTORY RESEARCHED TO R000

CAD MAINTAINED DRAWING

CCD



REFERENCE DRAWINGS
 47W452 SERIES
 47W335-7
 MSG-0018-C (SH. 7) WELD MAP
 THIS DRAWING SUPERCEDES MSG-0023-C SH. 2
 (SEE NOTE 1)

LEGEND:
 ● RIGID HANGER
 ○ VARIABLE SUPPORT
 — MECHANICAL SNUBBER
 — RIGID STRUT

ASME CC-2 (EQUIVALENT)

NOTES:
 1. DRAWINGS ISI-0324-C SH. 4-7 MAKE UP
 SUPERCEDED DRAWING MSG-0023-C (SH. 2)

Information Only

001	ADMIN	RCP	RLD	HEW	
REVISED PER RIMS MEMO R21 000821 002					
REV	CHANGE REF	PREPARED	CHECKER	APPROVED	DATE
TENNESSEE VALLEY AUTHORITY					
BROWNS FERRY NUCLEAR PLANT					
UNIT 2					
RESIDUAL HEAT REMOVAL SYSTEM					
SUPPORT LOCATIONS					
DRAWN: PHB	SUBMITTED	APPROVED	SCALE: NYS	SHEET 7 OF 13 SHEET(S)	
DATE: 6-8-88	DATE: 6-8-88	DATE: 6-9-88		DRAWING NO.	REV
CHECKED: JES	EDC	GLB		2-151-0324-C	001
DATE: 6-8-88					

ALL A/D HISTORY RESEARCHED AT R000

CAD MAINTAINED DRAWING

CCD

1. DRAWINGS ISI-0324-C CH. 8 AND 9 MAKE UP SUPERSEDED DRAWING MSG-0023-C (SH. 3)
2. POSSIBLE EXCESSIVE GRIND SPOT BELOW RHR-2-H-7 (RS) @ 7:00
3. DRAWING NUMBERS PROVIDED IN PARENTHESIS. DRAWING MAY HAVE MULTIPLE SHEETS.

REFERENCE DRAWINGS
47W452-221
47W335-6
WP2563-88
MSG-0018-C (SH.8) WELD MAP
THIS DRAWING SUPERSEDES MSG-0023-C SH.3
(SEE NOTE 1)

- RIGID HANGER
- ✱ VARIABLE SUPPORT
- HYDRAULIC SNUBBER
- MECHANICAL SNUBBER
- ▬ RIGID STRUT

Information Only

002	ADMIN	RGF	SLD	HEH
REVISED PER RIMS MEMO R21 000&21 002				
REV	CHANGE REF	PREPARER	CHECKER	APPROVED
DATE				
TENNESSEE VALLEY AUTHORITY				
BROWNS FERRY NUCLEAR PLANT				
UNIT 2				
RESIDUAL HEAT REMOVAL SYSTEM				
SUPPORT LOCATIONS				
DRAWN: PMS	SUBMITTED	APPROVED	SCALE NTS	
DATE:	DATE:	DATE:	SHEET 08 OF 13 SHEET(S)	
CHECKED: JES	EDC	GLB	DRAWING NO.	REV.
DATE:			P-1SI-0324-C	002
CAD MAINTAINED DRAWING			CCD	

NOTES

1. DRAWINGS ISI-0324-C SH 10 AND 11 MAKE UP
SUPERSEDED DRAWING MSG-0023-C SH 4

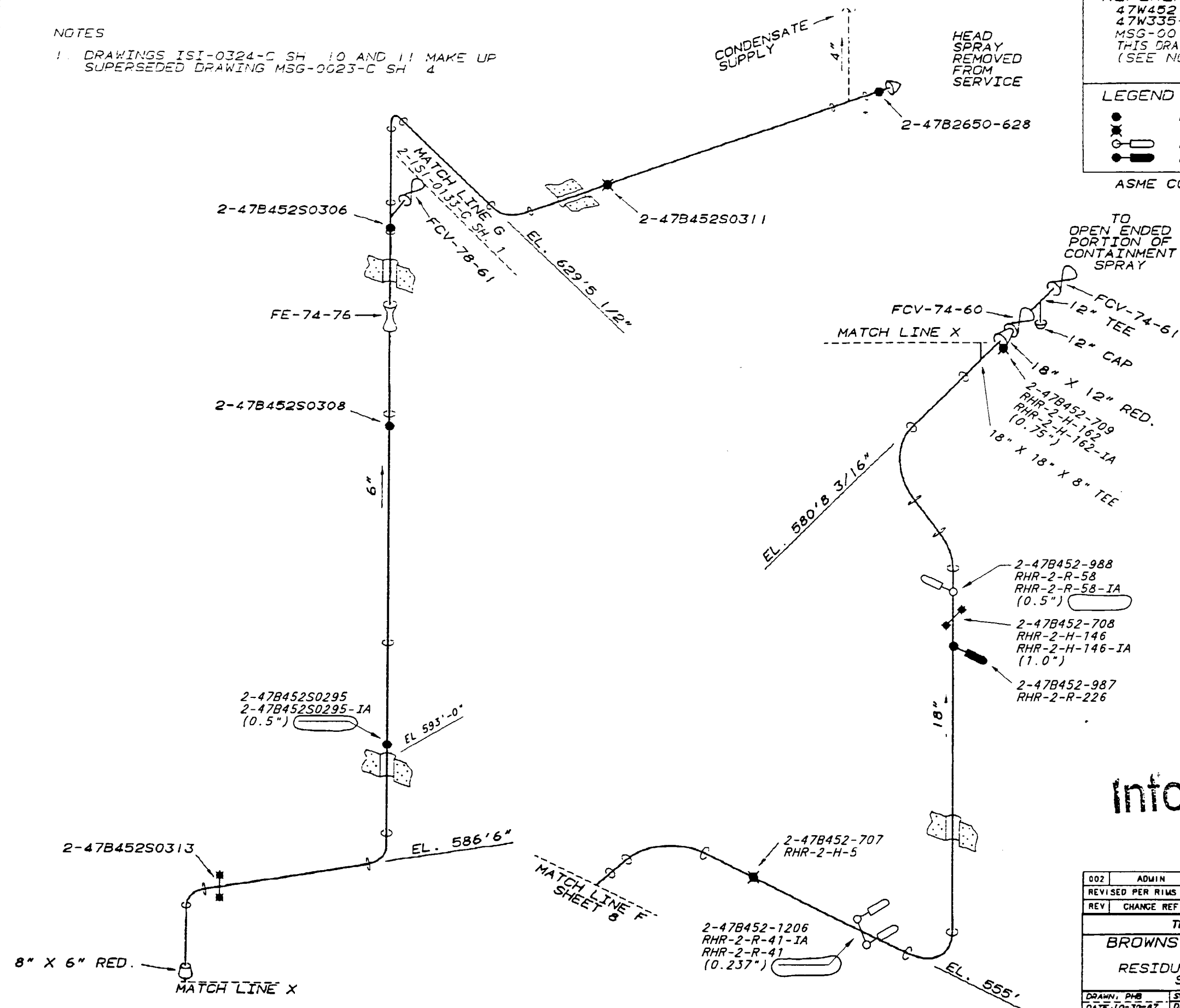
REFERENCE DRAWINGS

47W452 SERIES
47W335-8
MSG-0018-C (SH 10) WELD MAP
THIS DRAWING SUPERSEDES MSG-0023-C SH 4
(SEE NOTE 1)

LEGEND

● RIGID HANGER
✱ VARIABLE SUPPORT
○ HYDRAULIC SNUBBER
● MECHANICAL SNUBBER

ASME CC-2 (EQUIVALENT)



Information Only

002	ADMIN	RGP	RLD	HEH	
REVISED PER RIWS MEMO R21 000821 002					
REV	CHANGE REF	PREPARER	CHECKER	APPROVED	DATE
TENNESSEE VALLEY AUTHORITY					
BROWNS FERRY NUCLEAR PLANT					
UNIT 2					
RESIDUAL HEAT REMOVAL SYSTEM					
SUPPORT LOCATIONS					
DRAWN: PHB	SUBMITTED	APPROVED	SCALE NTS	SHEET 10 OF 13 SHEET(S)	
DATE: 10-30-87	DATE: 6-8-88	DATE: 6-8-88	DATE: 6-8-88	DRAWING NO. REV.	
CHECKED: YES	EDC	GLB	2-151-0324-C 002		
DATE: 6-8-88					

ALL A/D HISTORY RESEARCHED AT R000

CAD MAINTAINED DRAWING

CCD

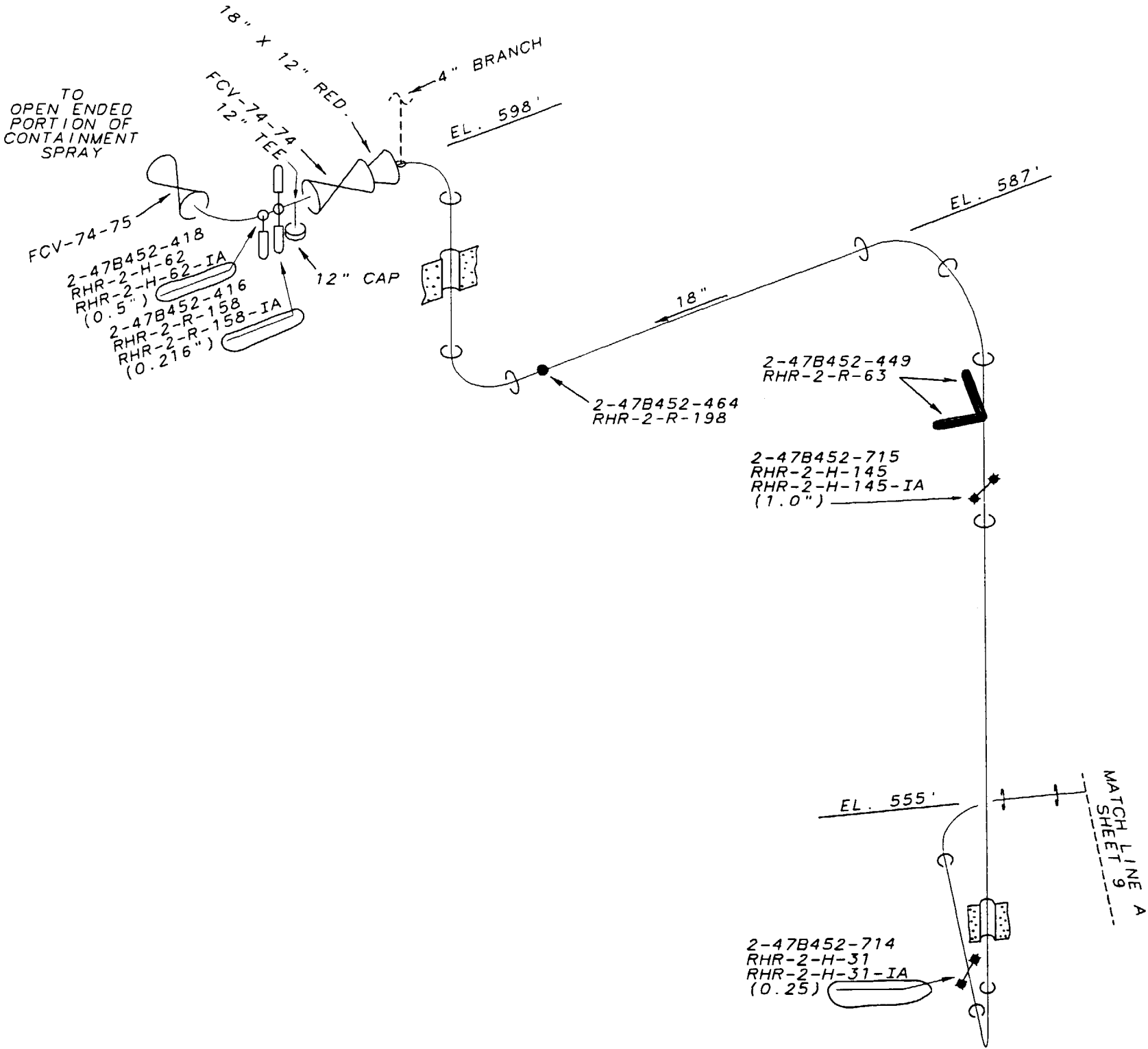
NOTES:

1. DRAWINGS ISI-0324-C SH. 10 AND 11 MAKE UP SUPERSEDED DRAWING MSG-0023-C (SH. 4)

REFERENCE DRAWINGS
47W452 SERIES
47W335-8
MSG-0018-C (SH. 11) WELD MAP
THIS DRAWING SUPERSEDES MSG-0023-C SH. 4
(SEE NOTE 1)

MATERIAL SPECIFICATIONS
12" X 0.375" NOM. WALL (XS) CS
18" X 0.500" NOM. WALL (STD) CS

ASME CC-2 (EQUIVALENT)



Information Only

002	ADMIN	RCP	RLD	HEM	
REVISED PER RIMS MEMO R21 000621 002					
REV	CHANGE REF	PREPARER	CHECKER	APPROVED	DATE
TENNESSEE VALLEY AUTHORITY					
BROWNS FERRY NUCLEAR PLANT					
UNIT 2					
RESIDUAL HEAT REMOVAL SYSTEM					
SUPPORT LOCATIONS					
DRAWN: PHB	SUBMITTED	APPROVED	SCALE NTS		
DATE: 10-27-87	DATE: 8-8-88	DATE: 8-9-88	SHEET 11 OF 13 SHEET(S)		
CHECKED: JES	EDC	GLB	DRAWING NO.	REV	
DATE: 8-8-88			2-151-0324-C	002	

ALL A/D HISTORY RESEARCHED AT R000

CAD MAINTAINED DRAWING

CCD

CALCULATION BRANCH/PROJECT
IDENTIFIER: CD-Q2073-883012

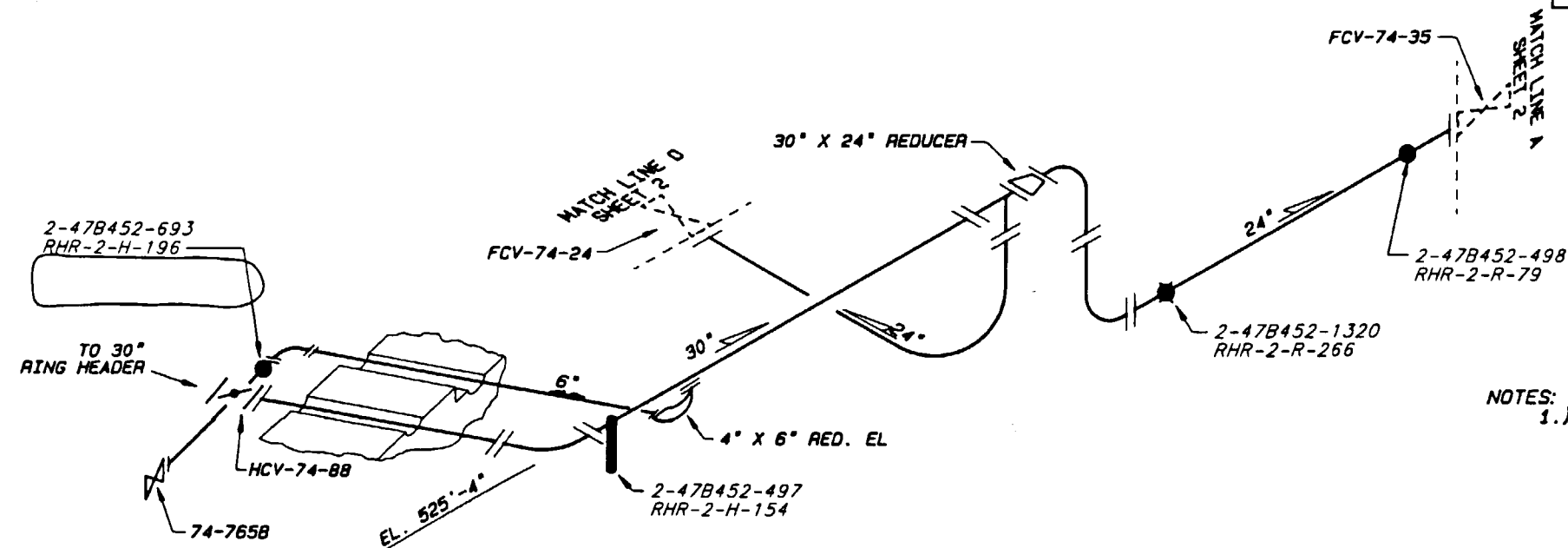
REFERENCE DRAWINGS:

47W403-203
47W403-205
MSG-0018-C (SH. 12) WELD MAP
THIS DRAWING SUPERSEDES MSG-0023-C SH. 1
(SEE NOTE 1)

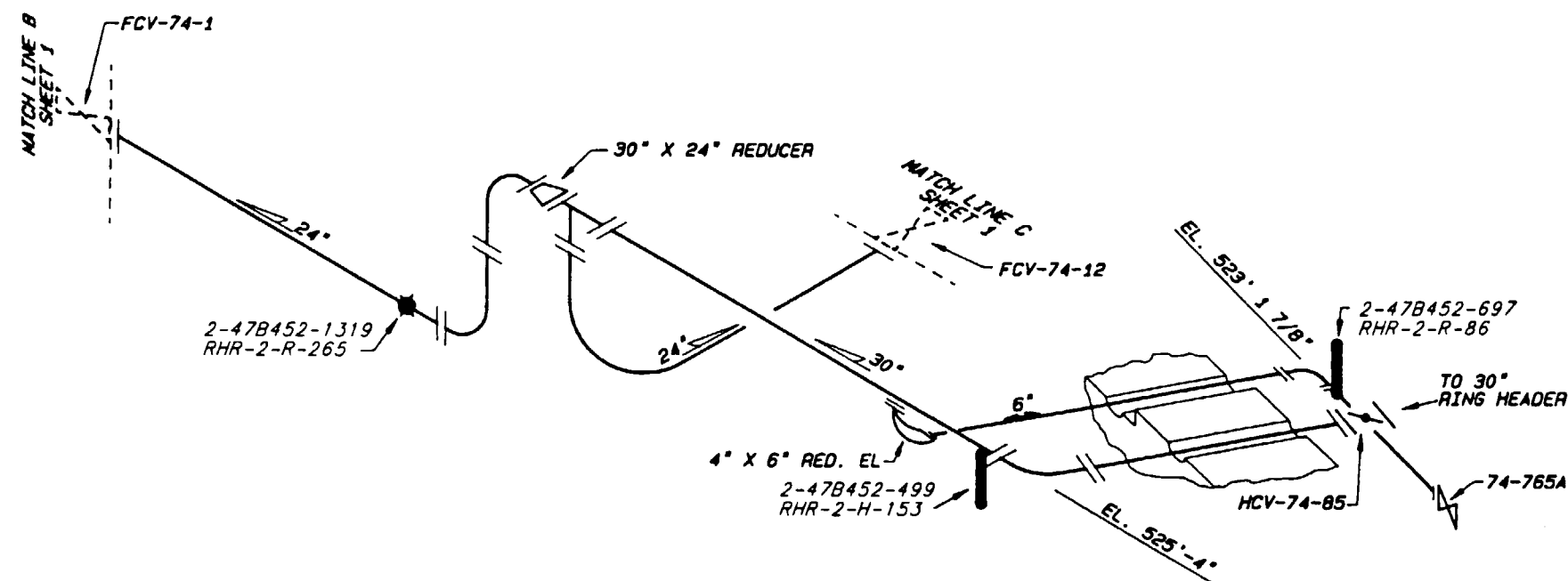
LEGEND:

● RIGID HANGER
● VARIABLE SUPPORT
— RIGID STRUT
— MECHANICAL SNUBBER

ASME CC-2 (EQUIVALENT)



NOTES:
1.) DRAWINGS ISI-0324-C SH. 1-3, 12
SUPERSEDE DRAWING MSG-0023-C (SH. 1)



Information Only

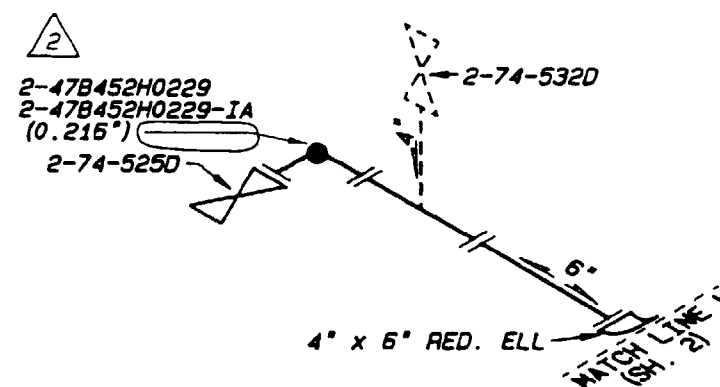
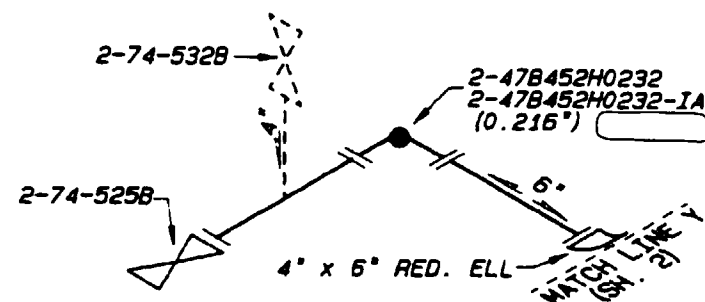
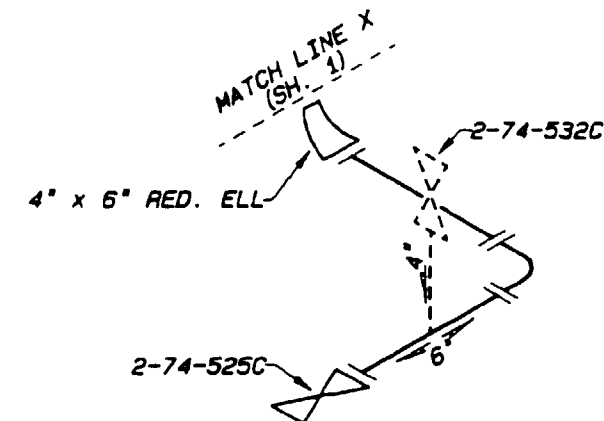
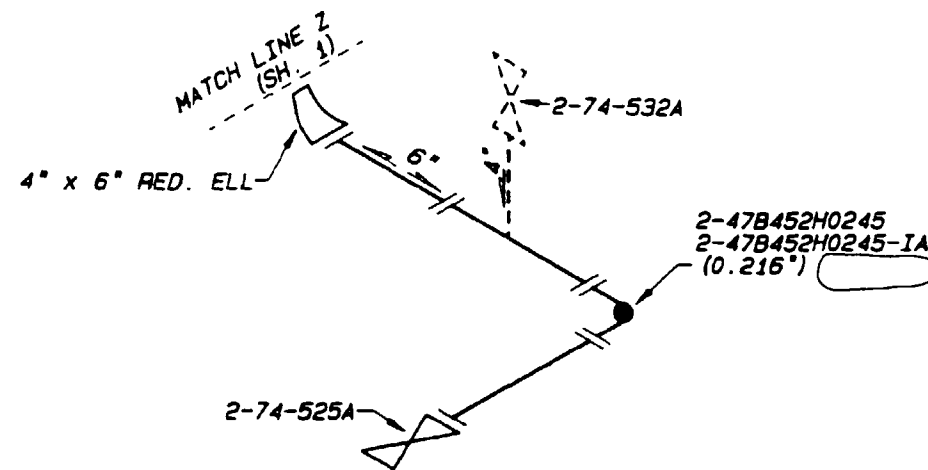
001	ADMIN	RDL	WCH	PLD	12-9-99
REVISED PER RIMS MEMO R21 991201 003					
REV	CHANGE REF	PREPARER	CHECKER	APPROVED	DATE
TENNESSEE VALLEY AUTHORITY					
BROWNS FERRY NUCLEAR PLANT					
UNIT #2					
RESIDUAL HEAT REMOVAL SYSTEM					
SUPPORT LOCATIONS					
DRAWN: APG	SUBMITTED	APPROVED	SCALE: NTS	SHEET 12 OF 13 SHEET(S)	
DATE: 10-1-88	DATE: 6-10-88	DATE: 6-13-88	DRAWING NO.	REV	
CHECKED: JES	EDC	GLB	2-151-0324-C	001	
DATE: 6-10-88					
			CCD		

REFERENCE DRAWINGS
47W452 SERIES
47W335-4

LEGEND:

● RIGID HANGER

ASME CC-2 (EQUIVALENT)



Information Only

000	ADMIN	RGP	RLD	HEH	
ISSUED TO CREATE CCD. SUPERSEDES A/D 151-0324-C-13 R003 AND TO DEPICT AS-CONSTRUCTED STATUS PER RIMS MEMO R21 000A21 002 (ADMINISTRATIVE REVISION)					
REV	CHANGE REF	PREPARED	CHECKER	APPROVED	DATE
TENNESSEE VALLEY AUTHORITY					
BROWNS FERRY NUCLEAR PLANT					
UNIT 2					
RESIDUAL HEAT REMOVAL SYSTEM					
SUPPORT LOCATIONS					
DRAWN: PWB	SUBMITTED	APPROVED	SCALE: NYS	SHEET 13 OF 13 SHEET(S)	
DATE: 12-17-90	DATE: 6-8-91	DATE: 4-11-91		DRAWING NO.	REV
CHECKED: JAA	JES	GLB		2-151-0324-C	000
DATE: 4-5-91					

ALL A/D HISTORY RESEARCHED TO R000

CAD MAINTAINED DRAWING

CCD

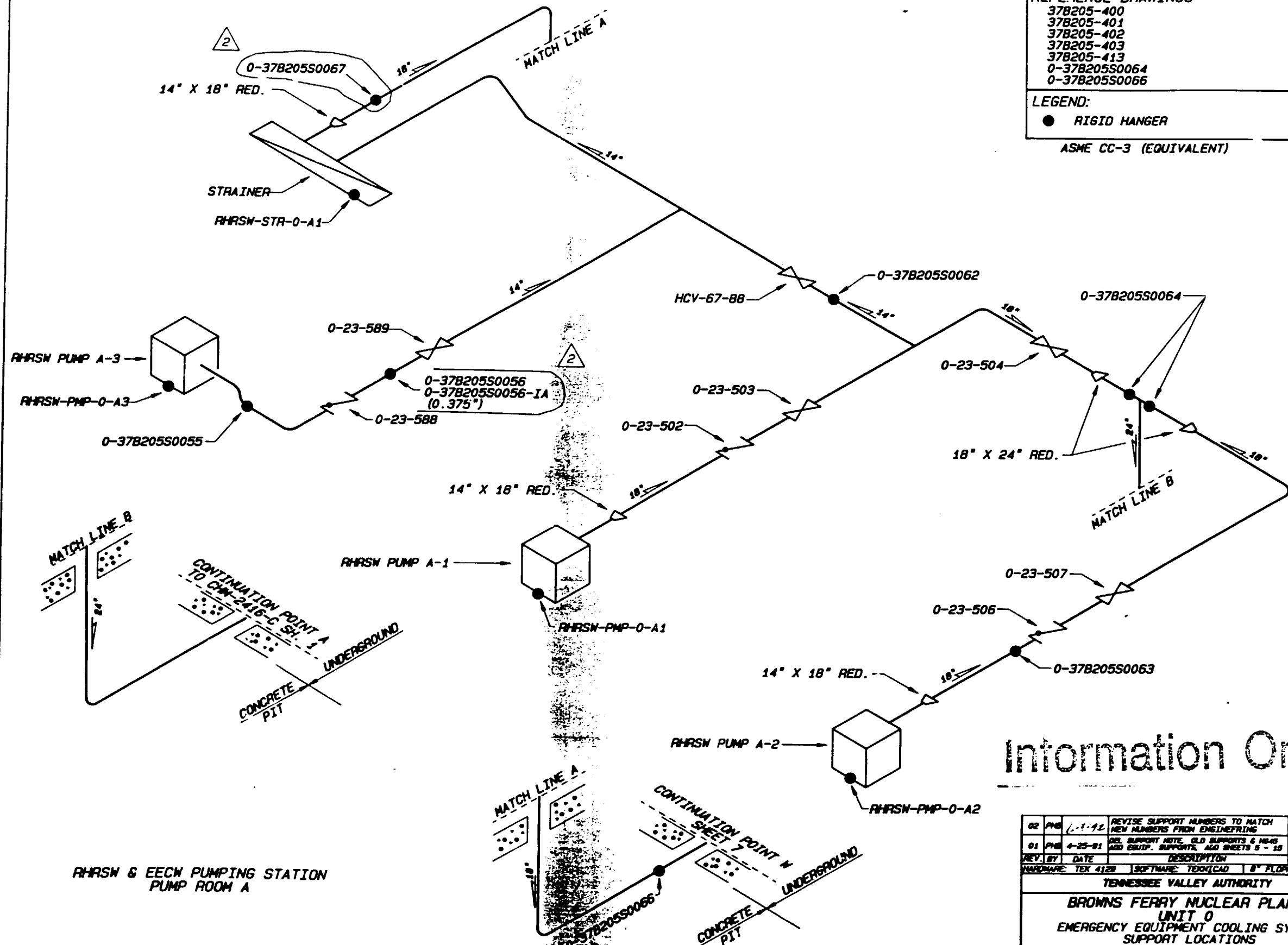
REFERENCE DRAWINGS

37B205-400
37B205-401
37B205-402
37B205-403
37B205-413
0-37B205S0064
0-37B205S0066

LEGEND:

● RIGID HANGER

ASME CC-3 (EQUIVALENT)



Information Only

02	PHB	4-17-80	REVISE SUPPORT NUMBERS TO MATCH NEW NUMBERS FROM ENGINEERING	PHB	4-17-80	GLB
01	PHB	4-25-81	DEL. SUPPORT NOTE, OLD SUPPORTS & HEADS AND EQUIP. SUPPORTS, ALSO SHEETS 5 - 15	JAA	JES	GLB
REV. BY	DATE	DESCRIPTION		CR'D BY	DATE	APP'D
HARDWARE	TEX 4120	SOFTWARE	TECHNICAL	8" PLOTT.	4-21-81	

TENNESSEE VALLEY AUTHORITY

BROWNS FERRY NUCLEAR PLANT

UNIT 0

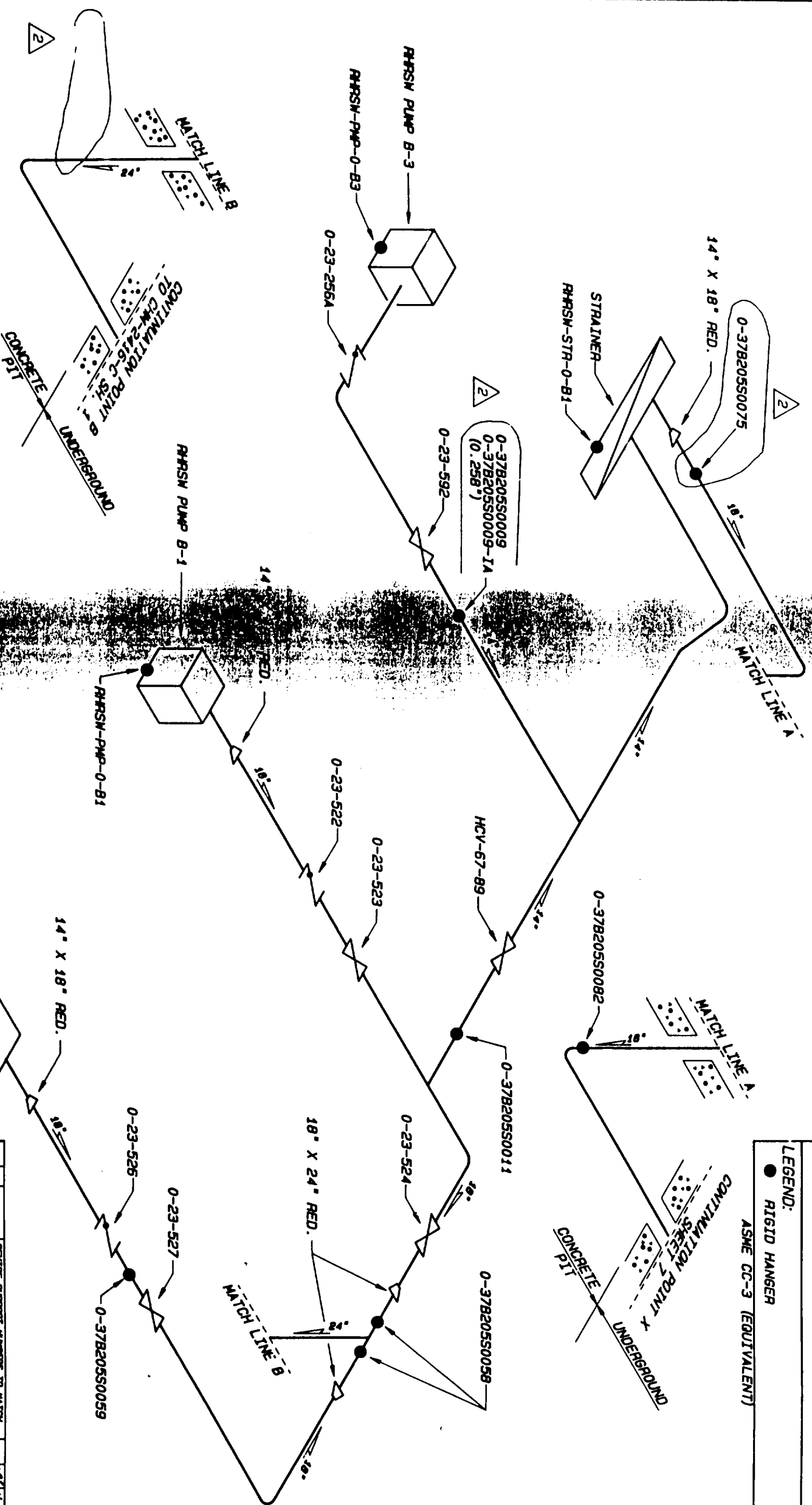
EMERGENCY EQUIPMENT COOLING SYSTEM

SUPPORT LOCATIONS

DRAWN	PHB	SUBMITTED	APPROVED	SCALE	NYS
DATE 3-21-80		DATE 4-17-80	DATE 4-17-80	SHEET 1 OF 15 SHEETS	
CHECKED	JES	EDC	GLB	DRAWING NO.	
DATE 4-17-80				1ST-0368-C	

REFERENCE DRAWINGS

LEGEND:
● RIGID HANGER



02	REVISE SUPPORT NUMBERS TO MATCH KEY NUMBERS FROM DISBURSING	POB	61 B
01	REV. SUPPORT NOTE. OLD SUPPORTS & HEAD AND BUILT. DES. AND SHEETS B - 15	UJA	61 B
REV. BY	DATE	OR DESIG	DATE
MESSAGE: TEX 4123		SOFTWARE: TERNICAD	8" PLOTTER: B-21

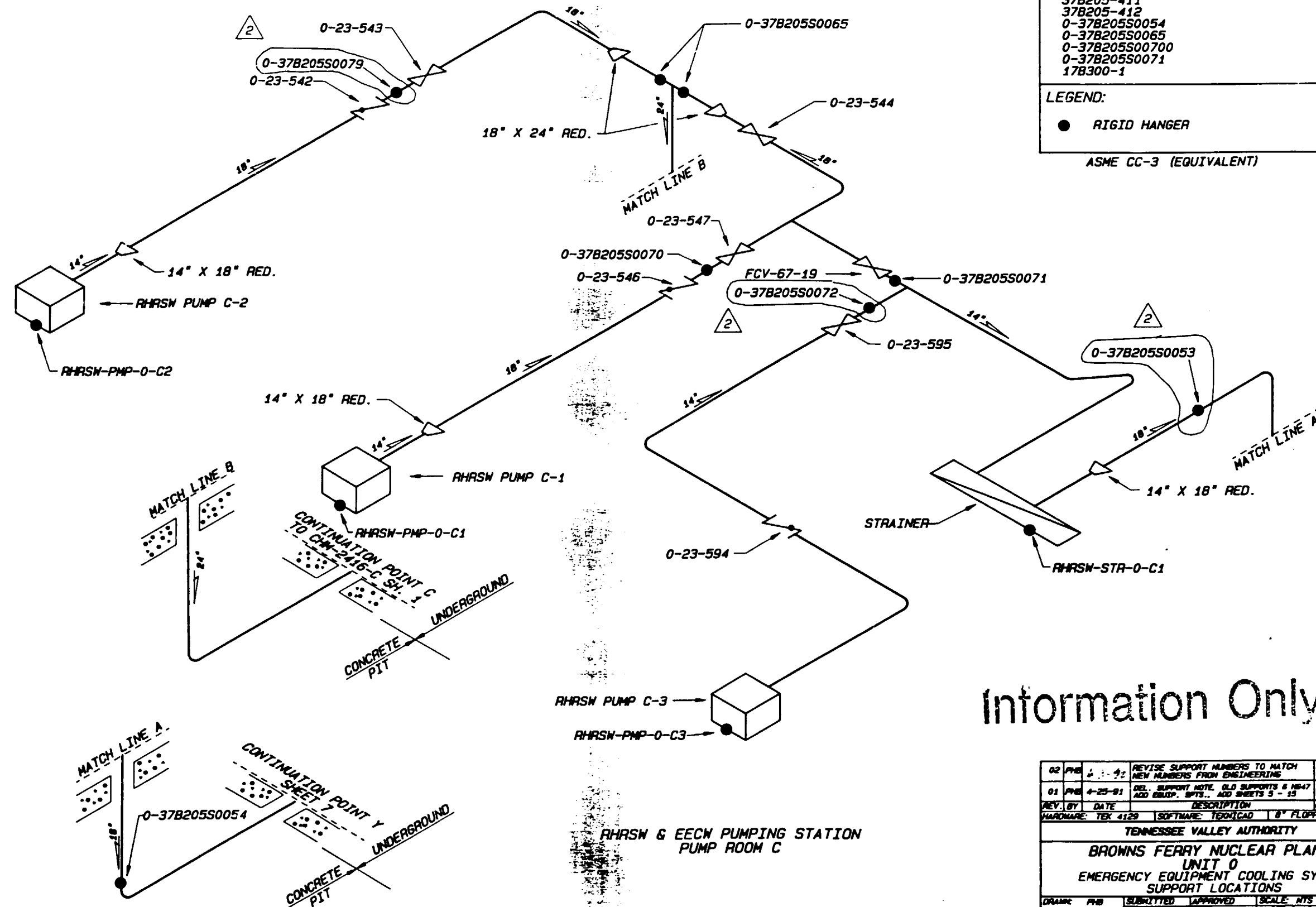
BROWNS FERRY NUCLEAR PLANT

UNIT 0

EMERGENCY EQUIPMENT COOLING SYSTEM

SUPPORT LOCATIONS

DRAWN	THD	SLATED	APPROVED	SCALE	NIS
DATE 3-21-80	DATE 4-12-80	DATE 4-12-80	DATE 4-12-80	SHEET 2	OF 15 SHEET(S)
DESIGNED - JES	ENG	61 B		ISSUING NO.	



REFERENCE DRAWINGS

37B205-406
37B205-407
37B205-408
37B205-409
37B205-410
37B205-411
37B205-412
0-37B205S0054
0-37B205S0065
0-37B205S0070
0-37B205S0071
17B300-1

LEGEND:

● RIGID HANGER

ASME CC-3 (EQUIVALENT)

Information Only

02	PMB	4-17-90	REVISE SUPPORT NUMBERS TO MATCH NEW NUMBERS FROM ENGINEERING	PMB	JES	GLB
01	PMB	4-25-91	DEL. SUPPORT NOTE, OLD SUPPORTS 8-18-47 ADD ENCLD. SPTS., ADD SHEETS 5-15	JAA	JES	GLB
REV. BY	DATE	DESCRIPTION	CR'D/SUB. APP.			
HARDWARE	TEX 4129	SOFTWARE	TECHCAD	8" FLOPPY	BF-21	
TENNESSEE VALLEY AUTHORITY						
BROWNS FERRY NUCLEAR PLANT						
UNIT 0						
EMERGENCY EQUIPMENT COOLING SYSTEM						
SUPPORT LOCATIONS						
DRAWN	PMB	SUBMITTED	APPROVED	SCALE	NTS	
DATE	3-21-90	DATE	4-17-90	DATE	4-17-90	SHEET 3 OF 13 SHEETS
CHECKED	JES	EDC	GLB	DRAWING NO.	ISI-0368-C	REV
DATE	4-17-90					02

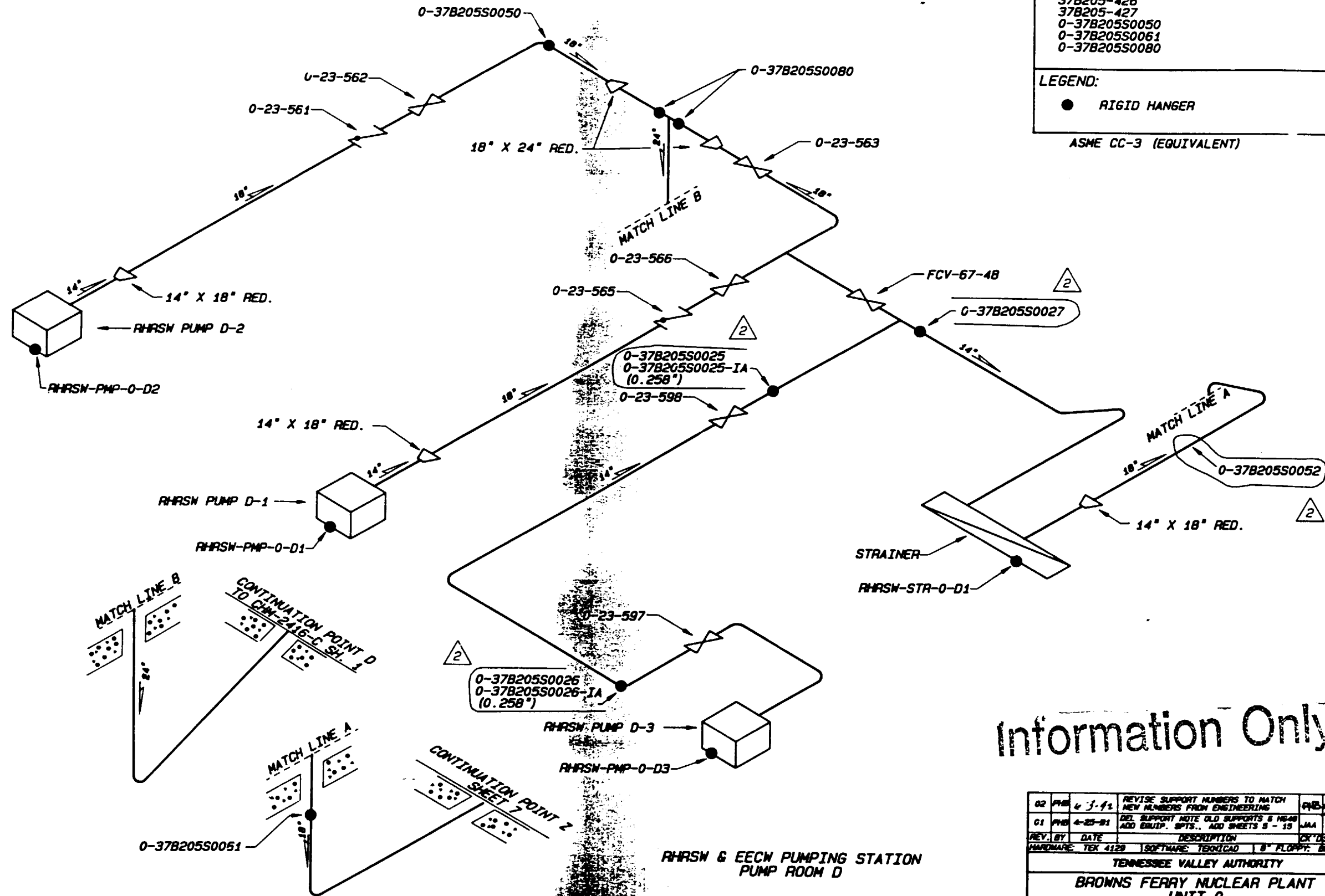
REFERENCE DRAWINGS

37B205-421
37B205-424
37B205-426
37B205-427
0-37B205S0050
0-37B205S0061
0-37B205S0080

LEGEND:

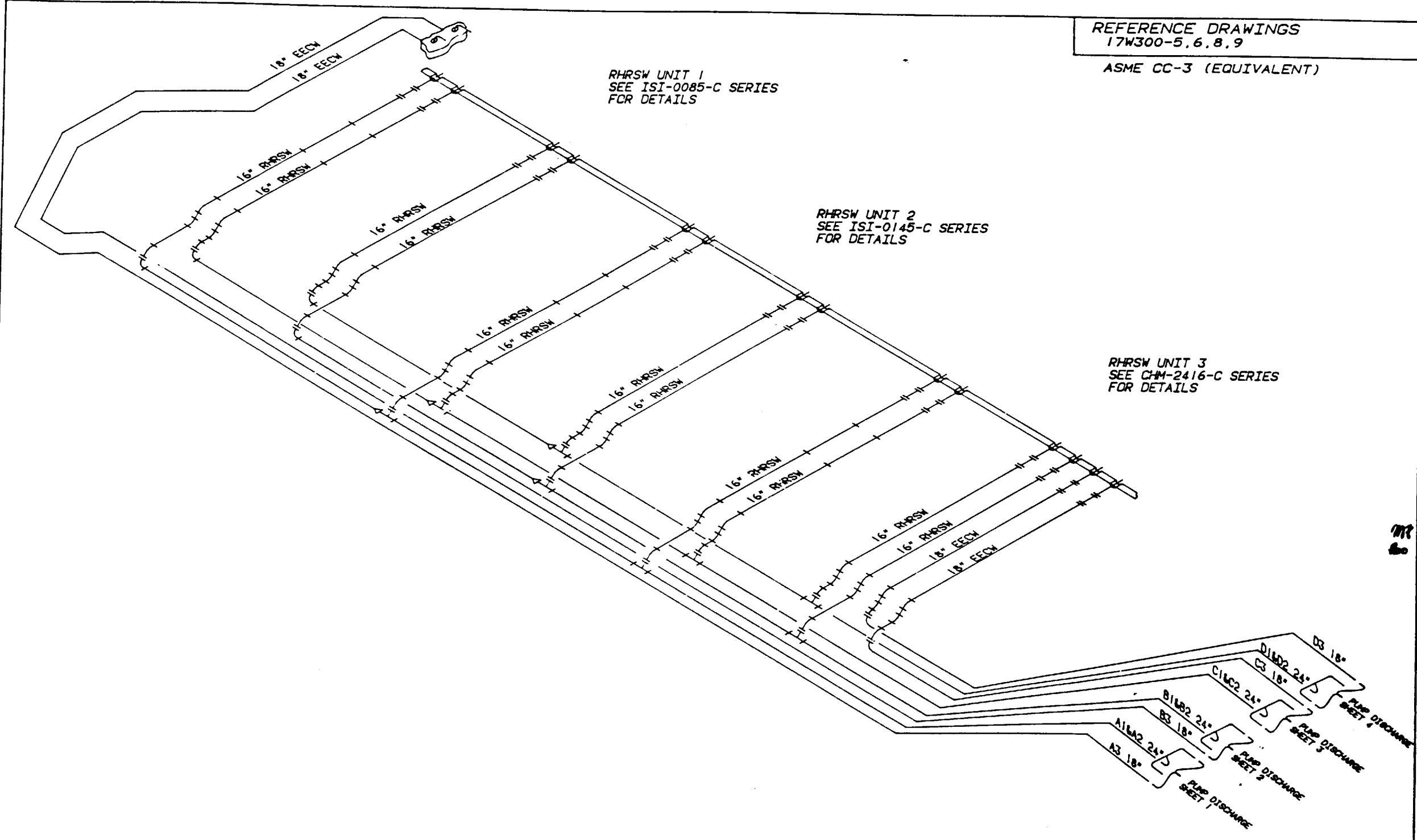
● RIGID HANGER

ASME CC-3 (EQUIVALENT)



Information Only

02	PHB	4-3-92	REVISE SUPPORT NUMBERS TO MATCH NEW NUMBERS FROM ENGINEERING	PHB	JES	GLB
01	PHB	4-23-91	DEL. SUPPORT NOTE OLD SUPPORTS & HEAD ADD EQUIP. SPTS., ADD SHEETS 8 - 15	JAA	JES	GLB
REV. BY	DATE	DESCRIPTION	CR'D SUB APP			
HARDWARE	TEX 4129	SOFTWARE	TECHCAD	8\" PLOPP	8\" PLOPP	8\" PLOPP
TENNESSEE VALLEY AUTHORITY						
BROWNS FERRY NUCLEAR PLANT						
UNIT 0						
EMERGENCY EQUIPMENT COOLING SYSTEM						
SUPPORT LOCATIONS						
DRWNG	PHB	SUBMITTED	APPROVED	SCALE	NYS	
DATE	3-21-90	DATE	4-17-90	DATE	4-17-90	SHEET 4 OF 15 SHEET(S)
CHECKED	JES	EDC	GLB	DRAWING NO.	REV	
DATE	4-17-90			ISI-0368-C	02	



REFERENCE DRAWINGS
17W300-5, 6, 8, 9
ASME CC-3 (EQUIVALENT)

RHR SW UNIT 1
SEE ISI-0085-C SERIES
FOR DETAILS

RHR SW UNIT 2
SEE ISI-0145-C SERIES
FOR DETAILS

RHR SW UNIT 3
SEE CHM-2416-C SERIES
FOR DETAILS

RHR AND EECW PUMP DISCHARGE
GENERAL ISOMETRIC

Information Only

REV.	BY	DATE	DESCRIPTION	CHK'D	SUB	APP.
HARDWARE: IBM 5085			SOFTWARE: CADAM	USER: ISICNP		
TENNESSEE VALLEY AUTHORITY						
BROWNS FERRY NUCLEAR PLANT						
UNIT 0						
EMERGENCY EQUIPMENT COOLING SYSTEM						
SUPPORT LOCATIONS						
DRAWN: PNB	SUBMITTED	APPROVED	SCALE: NTS			
DATE: 4-16-91	DATE: 4-25-91	DATE: 4-24-91	SHEET 5 OF 15 SHEET(S)			
CHECKED: JES	DATE: 4-22-91	DATE: 4-22-91	DRAWING NO.	REV.		
			ISI-0368-C00			

REFERENCE DRAWINGS

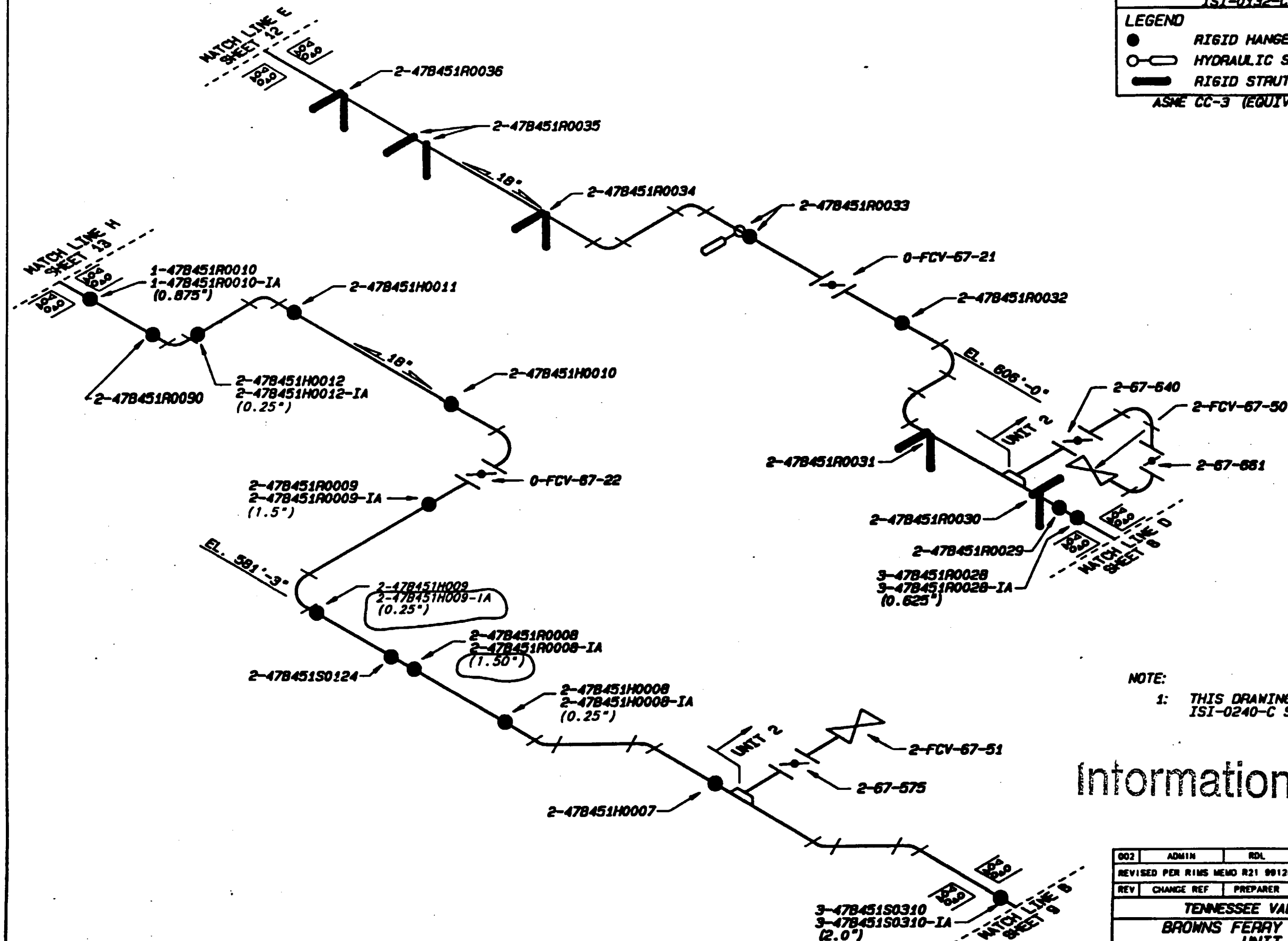
47N451-H5

47N451-H7

NOTE: THIS DRAWING SUPERSEDES
ISI-0132-C ALL SHEETS.

LEGEND

- RIGID HANGER
- HYDRAULIC SNUBBER
- RIGID STRUT
- ASME CC-3 (EQUIVALENT)

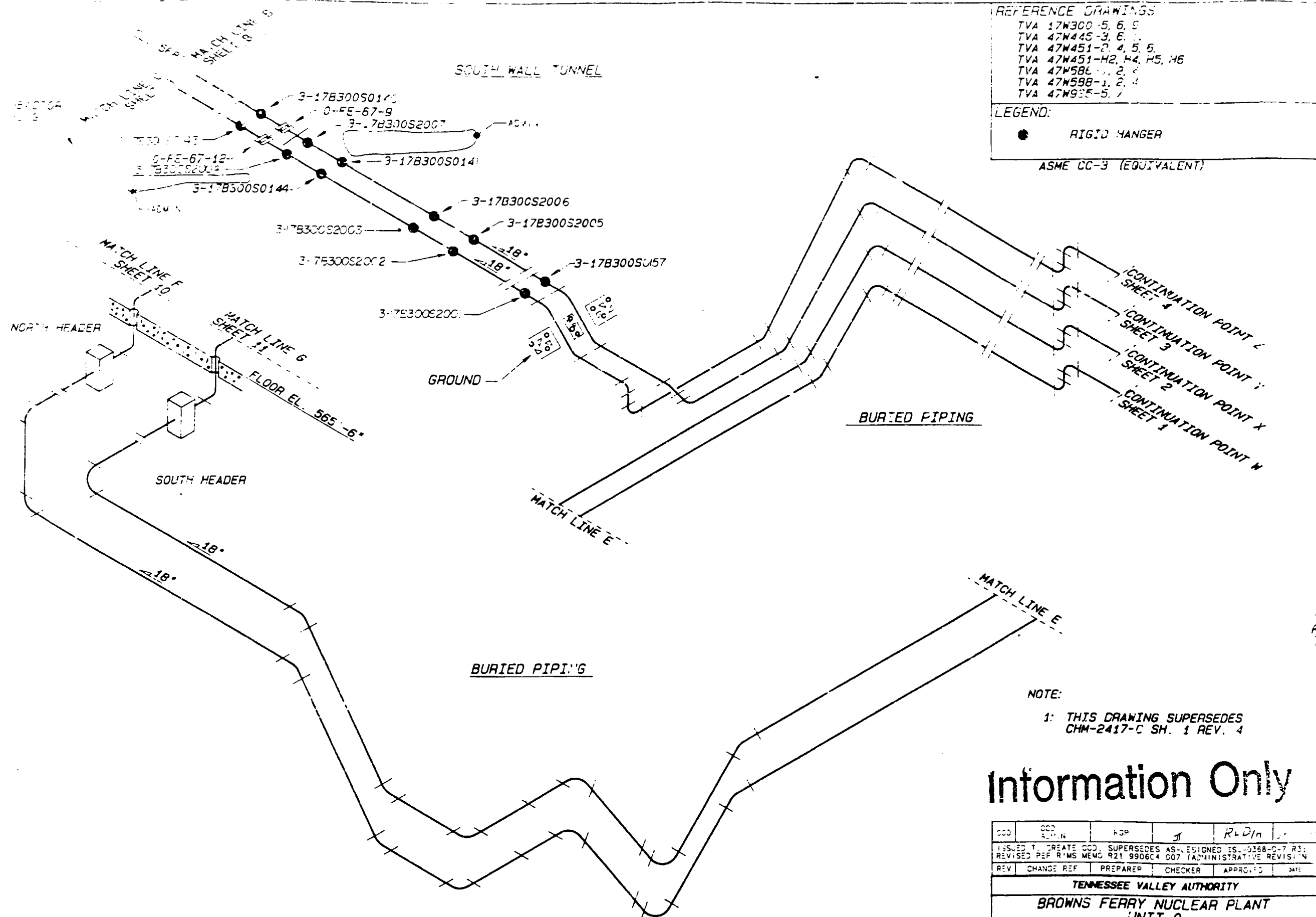


NOTE:

- 1: THIS DRAWING SUPERSEDES
ISI-0240-C SH. 1 REV. 4

Information Only

002	ADMIN	RDL	WCH	RLB	12-9-
REVISED PER RIMS MEMO R21 991201 003					
REV	CHANGE REF	PREPARER	CHECKER	APPROVED	DATE
TENNESSEE VALLEY AUTHORITY					
BROWNS FERRY NUCLEAR PLANT					
UNIT 0 & 2					
EMERGENCY EQUIPMENT COOLING WATER SYSTEM					
SUPPORT LOCATIONS					
DESIGN	DATE	SUBMITTED	DATE	APPROVED	DATE
DATE	2-18-81	DATE	4-18-81	DATE	4-18-81
DESIGNED	JJA	DATE	4-18-81	DATE	4-18-81
DATE	4-18-81	DATE	4-18-81	DATE	4-18-81
0-151-0368-C					



REFERENCE DRAWINGS	
TVA 17W300-5, 6, 9	
TVA 47W445-3, 6, 7	
TVA 47W451-2, 4, 5, 6	
TVA 47W451-H2, H4, H5, H6	
TVA 47W586-1, 2, 3	
TVA 47W598-1, 2, 3	
TVA 47W935-5, 7	
LEGEND:	
●	RIGID HANGER
—	ASME CC-3 (EQUIVALENT)

NOTE:
1: THIS DRAWING SUPERSEDES
CHM-2417-C SH. 1 REV. 4

Information Only

CCD	CCD	ESP	J	R+D/n	
ISSUED TO: CREATE CCD, SUPERSEDES AS-DESIGNED IS-0368-C-7 R3; REVISED PER RIMS MEMO R21 9906C4 007 (ADMINISTRATIVE REVISION)					
REV	CHANGE REF	PREPARED	CHECKER	APPROVED	DATE
TENNESSEE VALLEY AUTHORITY					
BROWNS FERRY NUCLEAR PLANT					
UNIT 0					
EMERGENCY EQUIPMENT COOLING WATER SYSTEM					
SUPPORT LOCATIONS					
DRAWN: A-B	SUBMITTED	APPROVED	SCALE: NYS		
DATE: 4-25-91	DATE: 4-25-91	DATE: 4-26-91	SHEET 7 OF 15 SHEET(S)		
CHECKED: JAL	JES	GLB	DRAWING NO.	REV	
DATE: 4-26-91			0	0	0



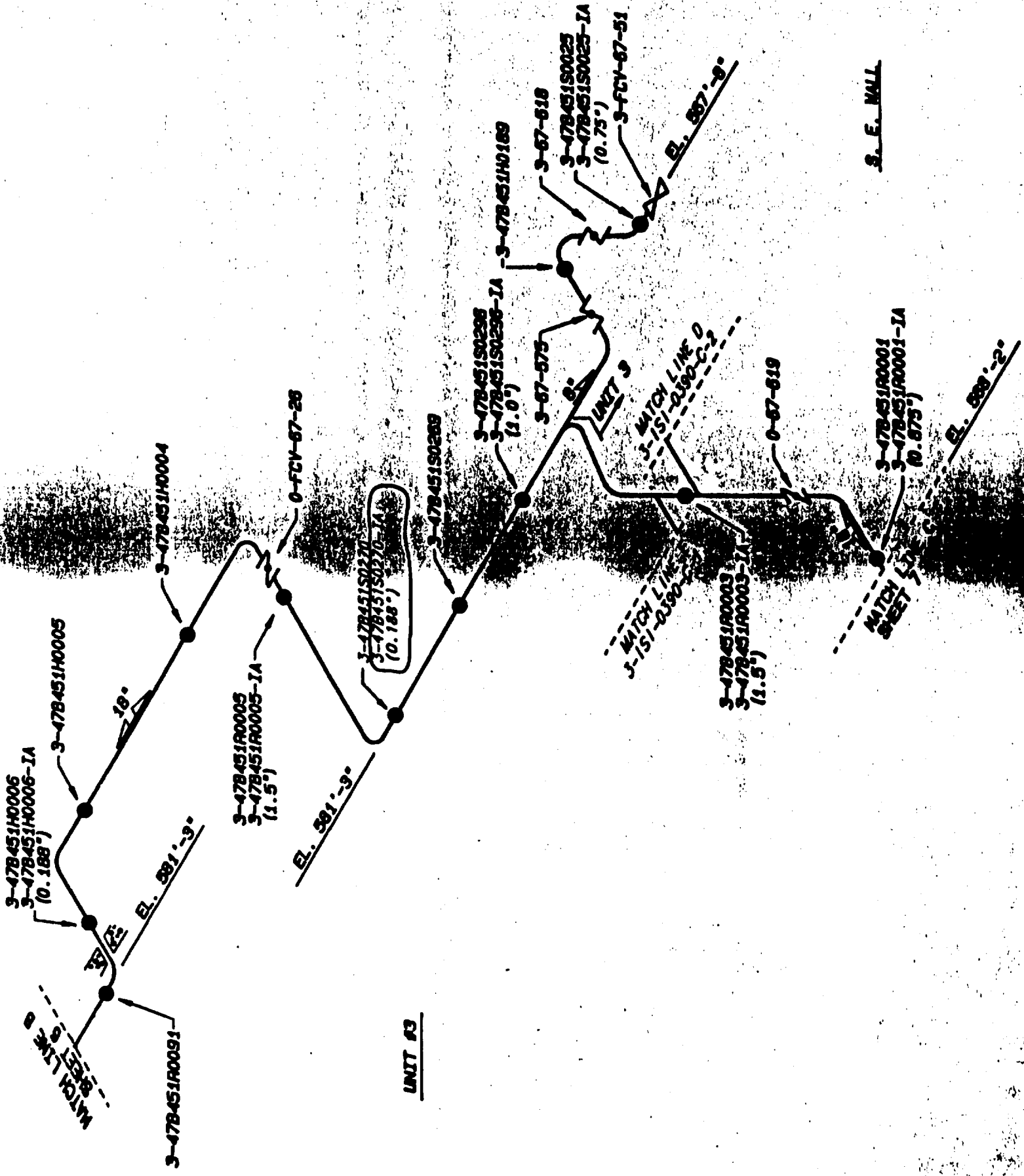
1. THIS DRAWING SUPERSEDES
CW-2417-C SH. 2 REV. 4

ALL A/D HISTORY RESEARCHED AT R000

LEGEND

● **RIGID HANGER**

ASME CC-9 (EQUIVALENT)



NOTES

1. THIS DRAWING SUPERSEDES
CMN-2417-C SH. 3 REV. 4

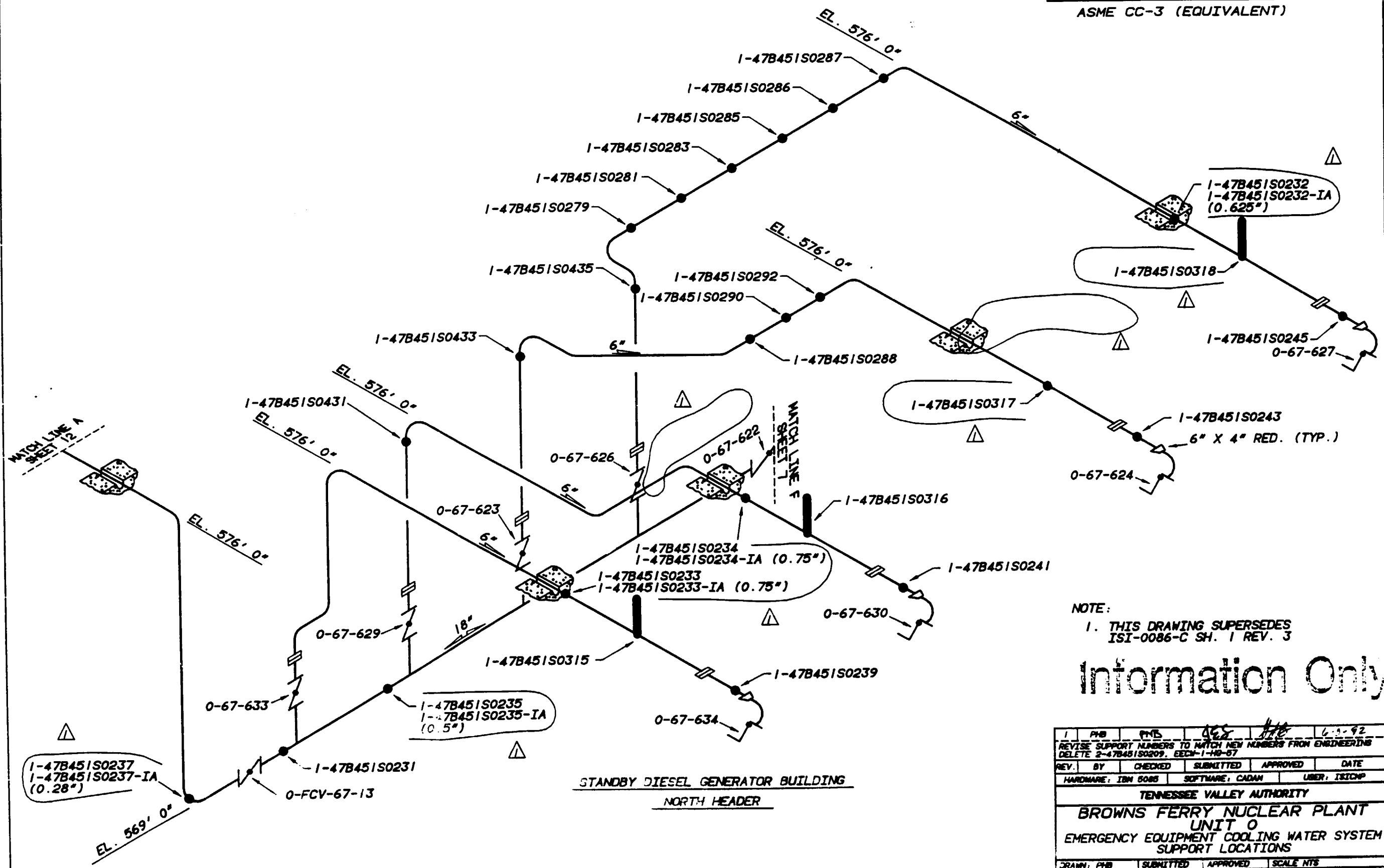
Information Only

001	408110	REL.	WCH	ALO	12-9-59
REVISED PER 8106 8200 021 001001 003					
REV	CHANGE SET	PREPARED	CHECKED	APPROVED	DATE
TENNESSEE VALLEY AUTHORITY BROWNS FERRY NUCLEAR PLANT UNIT 0 6 3 EMERGENCY EQUIPMENT COOLING WATER SYSTEM SUPPORT LOCATIONS					
CHANGE NO.	IDENTIFIED	APPROVED	SCALE	DATE	
001	2-15-61	DATE 4-25-61	2-1/2"	12-15-61	
DATE	4-15-61	DATE	0-151-0363-C	0001	

LEGEND

- RIGID HANGER
- RIGID STRUT

ASME CC-3 (EQUIVALENT)



NOTE:
1. THIS DRAWING SUPERSEDES
ISI-0086-C SH. 1 REV. 3

Information Only

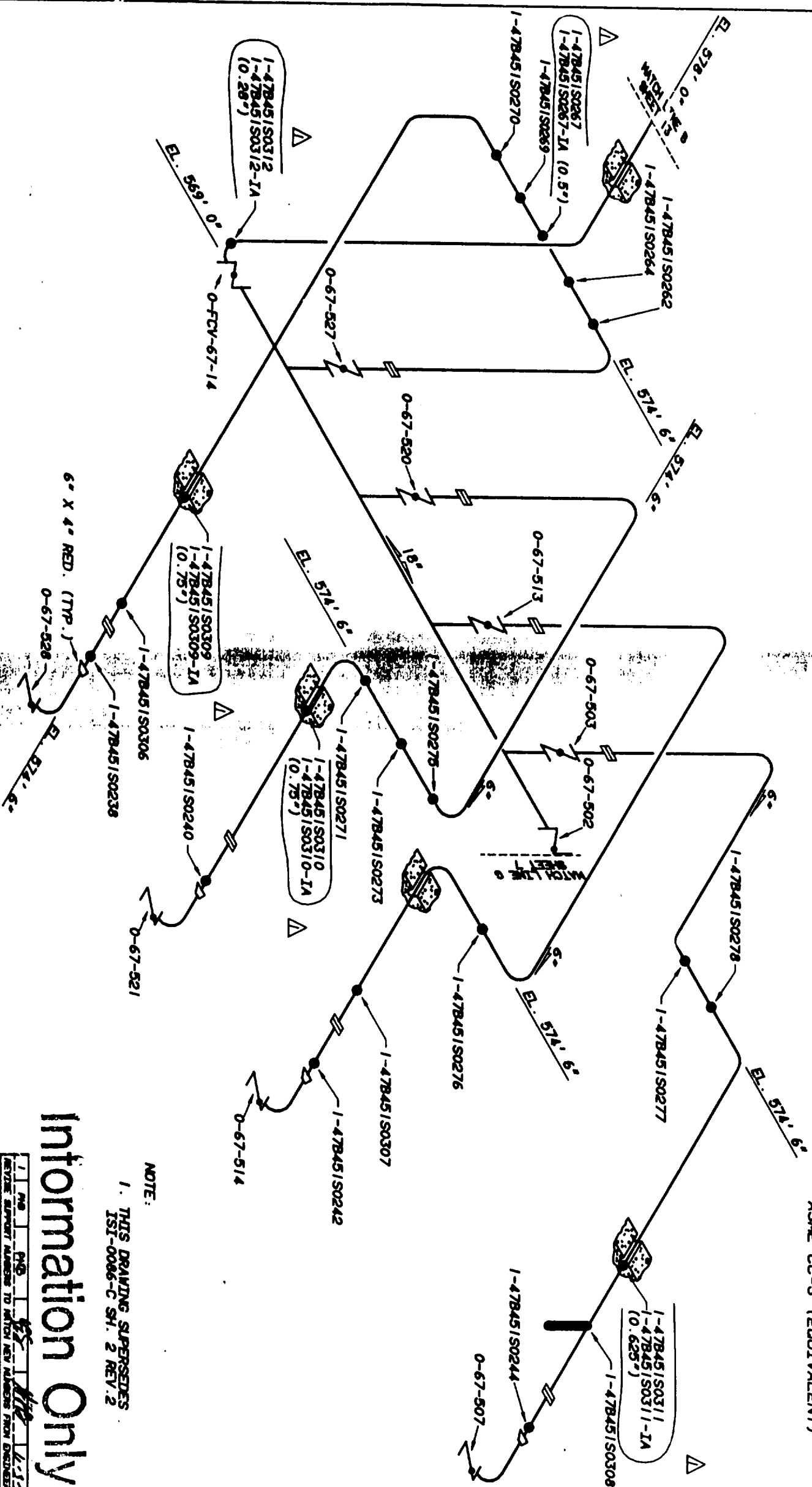
1	PHB	PHB	465	476	6-1-92
REVISE SUPPORT NUMBERS TO MATCH NEW NUMBERS FROM ENGINEERING DELETE 2-47B45/S0209, EECW-1-18-87					
REV.	BY	CHECKED	SUBMITTED	APPROVED	DATE
HARDWARE: IBM 5085		SOFTWARE: CADAM		USER: ISICMP	
TENNESSEE VALLEY AUTHORITY					
BROWNS FERRY NUCLEAR PLANT UNIT 0 EMERGENCY EQUIPMENT COOLING WATER SYSTEM SUPPORT LOCATIONS					
DRAWN: PHB	SUBMITTED		APPROVED		SCALE: NTS
DATE: 4-18-91	DATE: 4-18-91		DATE: 4-24-91		SHEET 10 OF 15 SHEET(S)
CHECKED: JAA			DRAWING NO.		REV.
DATE: 4-18-91	JES		GLB		ISI-0368-C01

47W586 SERIES

LEGEND

- **RIGID HANGER**
- **RIGID STRUT**

ASME CC-3 (EQUIVALENT)



NOTE:

1. THIS DRAWING SUPERSEDES
ISI-0086-C SH. 2 REV.2

Information Only

[illegible]

LEGEND

- RIGID HANGER
- RIGID STRUT

EECV NORTH HEADER

Information Only

[illegible]

NOTE:

1. THIS DRAWING SUPERSEDES
ISI-0066-C SH. 3 REV. 2

REFERENCE DRAWINGS
47W451 SERIES

LEGEND

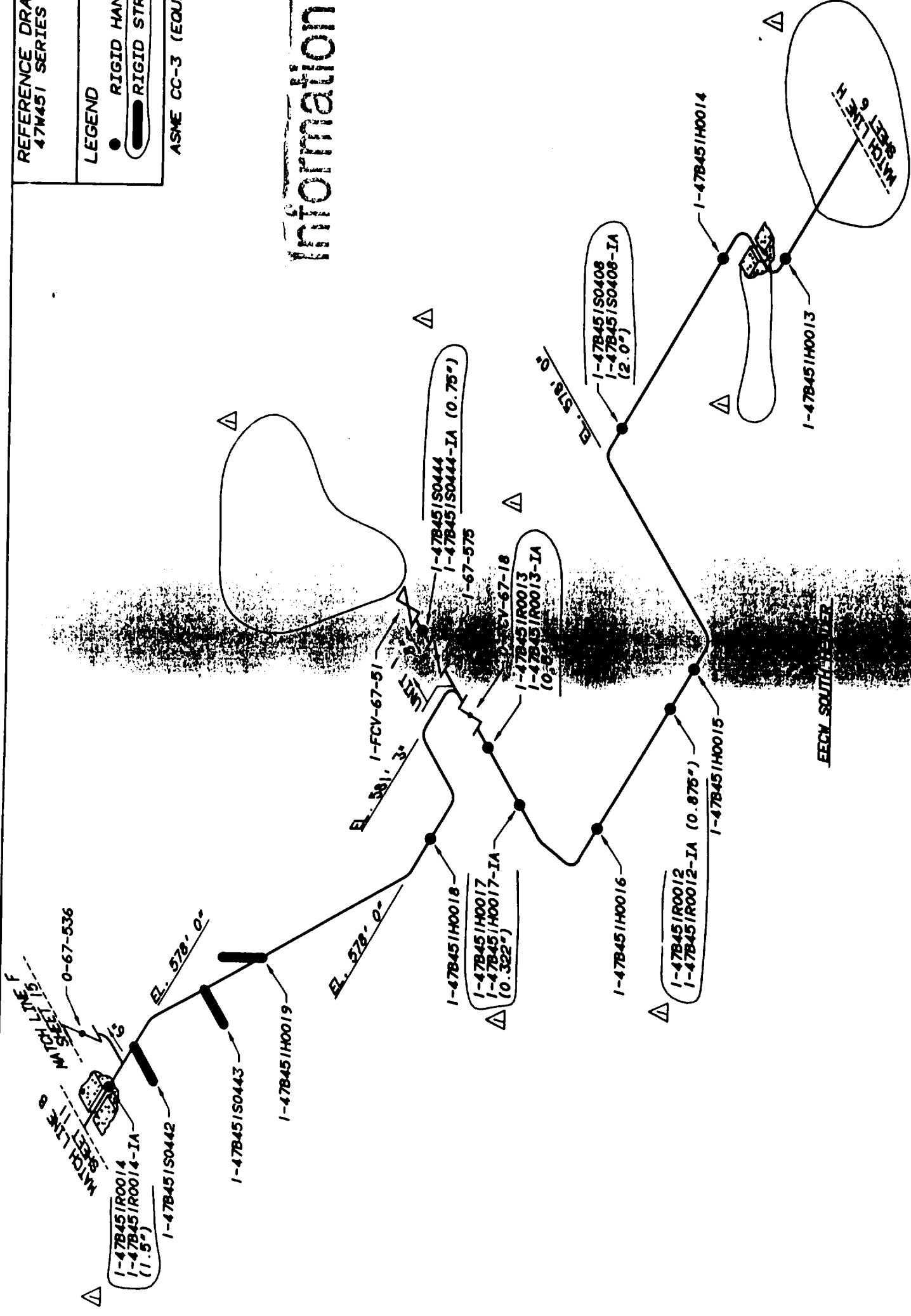
- RIGID HANGER
- RIGID STRUT

ASME CC-3 (EQUIVALENT)

Information Only

NOTE:
1. THIS DRAWING SUPERSEDES
ISI-0086-C SH. 4 REV. 2

REV.	BY	CHKD	SUBMITTED	APPROVED	DATE
1	PH	PH	458	458	6-1-72
<p>NOTE: MATCH LINES TO MATCH NEW NUMBER FROM ENGINEERING CURENT MATCH LINES TO MATCH NEW NUMBER FROM ENGINEERING DELETE SUPPORT OUTSIDE ELEMENT</p>					
<p>NAME: JIM BOSS SOFTWARE: CADMAN USER: JIMBOSS</p>					
<p>TENNESSEE VALLEY AUTHORITY</p>					
<p>BROWNS FERRY NUCLEAR PLANT UNIT 0 & 1 EMERGENCY EQUIPMENT COOLING WATER SYSTEM SUPPORT LOCATIONS</p>					
DATE: 6-18-72	DATE: 6-18-72	DATE: 6-18-72	DATE: 6-18-72	DATE: 6-18-72	DATE: 6-18-72
CHKD: JIM	CHKD: JIM	CHKD: JIM	CHKD: JIM	CHKD: JIM	CHKD: JIM
DATE: 6-18-72	DATE: 6-18-72	DATE: 6-18-72	DATE: 6-18-72	DATE: 6-18-72	DATE: 6-18-72
<p>ISI-0368-C01</p>					

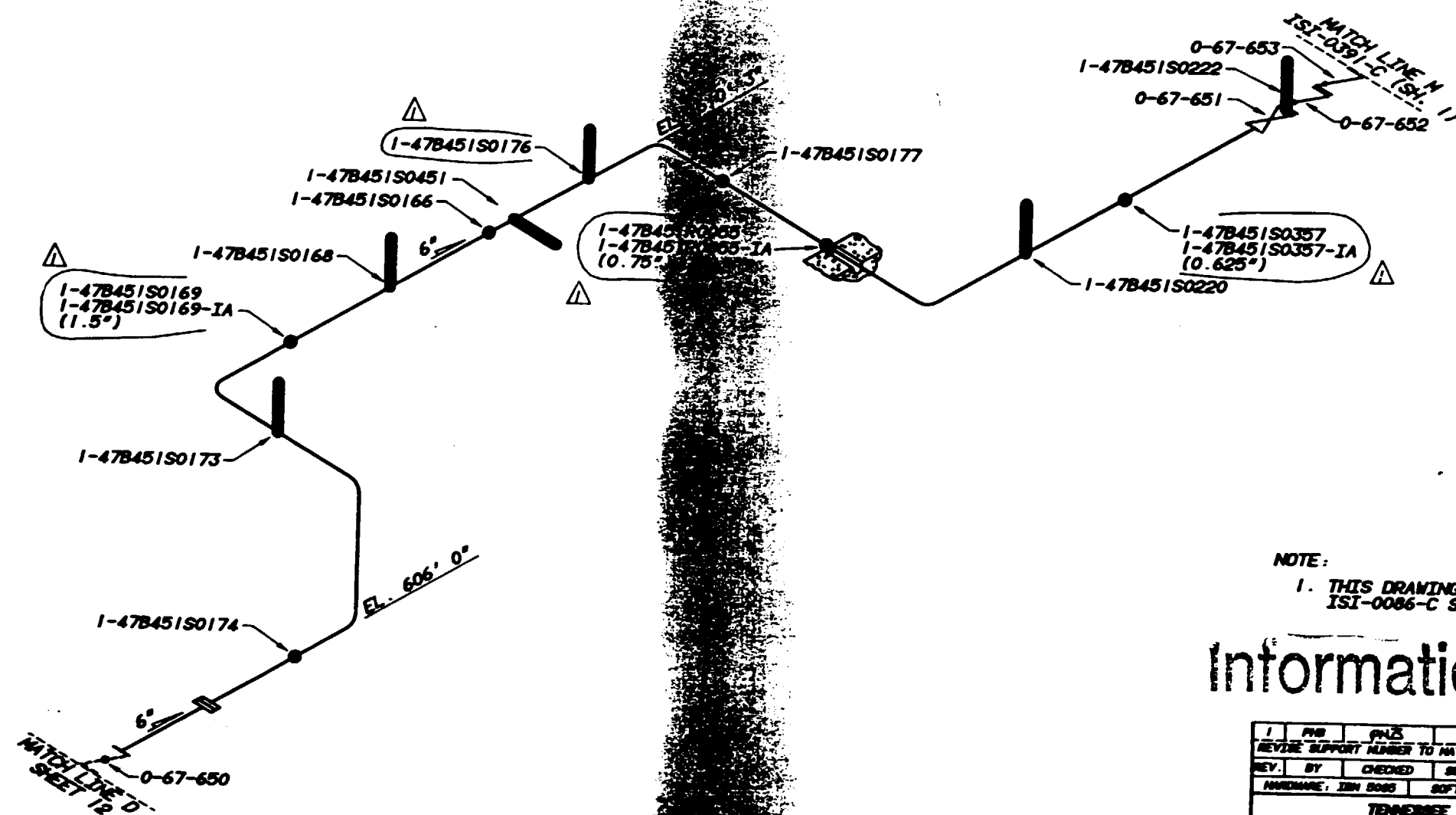


REFERENCE DRAWINGS
47W586 SERIES

LEGEND

- RIGID HANGER
- RIGID STRUT

ASME CC-3 (EQUIVALENT)



NOTE:

1. THIS DRAWING SUPERSEDES
ISI-0086-C SH. 6 REV. 1

Information Only

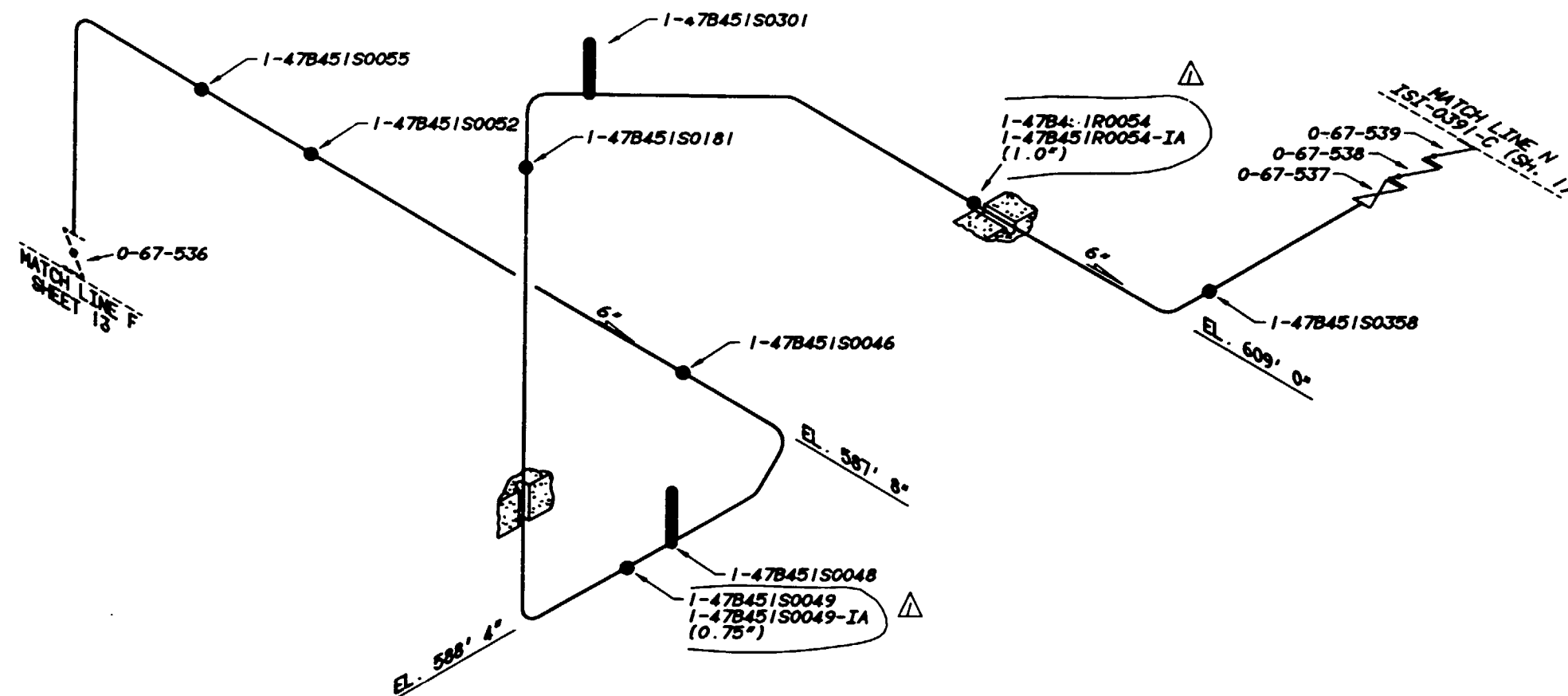
1	PHS	PHS	REC	12-3-92
REVISE SUPPORT NUMBER TO MATCH REV NUMBER FROM ENGINEERING				
REV.	BY	CHECKED	SUBMITTED	APPROVED DATE
HARDWARE, INH 8005		SOFTWARE, CADW		USER, ISJDP
TENNESSEE VALLEY AUTHORITY				
BROWNS FERRY NUCLEAR PLANT				
UNIT 0				
EMERGENCY EQUIPMENT COOLING WATER SYSTEM				
SUPPORT LOCATIONS				
DESIGN, PHS	SUBMITTED	APPROVED	SCALE MTS	
DATE: 2-18-91	DATE: 4-18-91	DATE: 4-22-91	SHEET 14 OF 16 SHEET(S)	
CHECKED, JJA	DESIGNED, JJA	DATE: 4-18-91	DATE: 4-18-91	DATE: 4-18-91
DRAWING NO.			REV.	
ISI-0368-C01				

REFERENCE DRAWINGS
47W451 SERIES
47W935 SERIES

LEGEND

● RIGID HANGER
— RIGID STRUT

ASME CC-3 (EQUIVALENT)



NOTE:

1. THIS DRAWING SUPERSEDES
ISI-0086-C SH. 7 REV. 1

Information Only

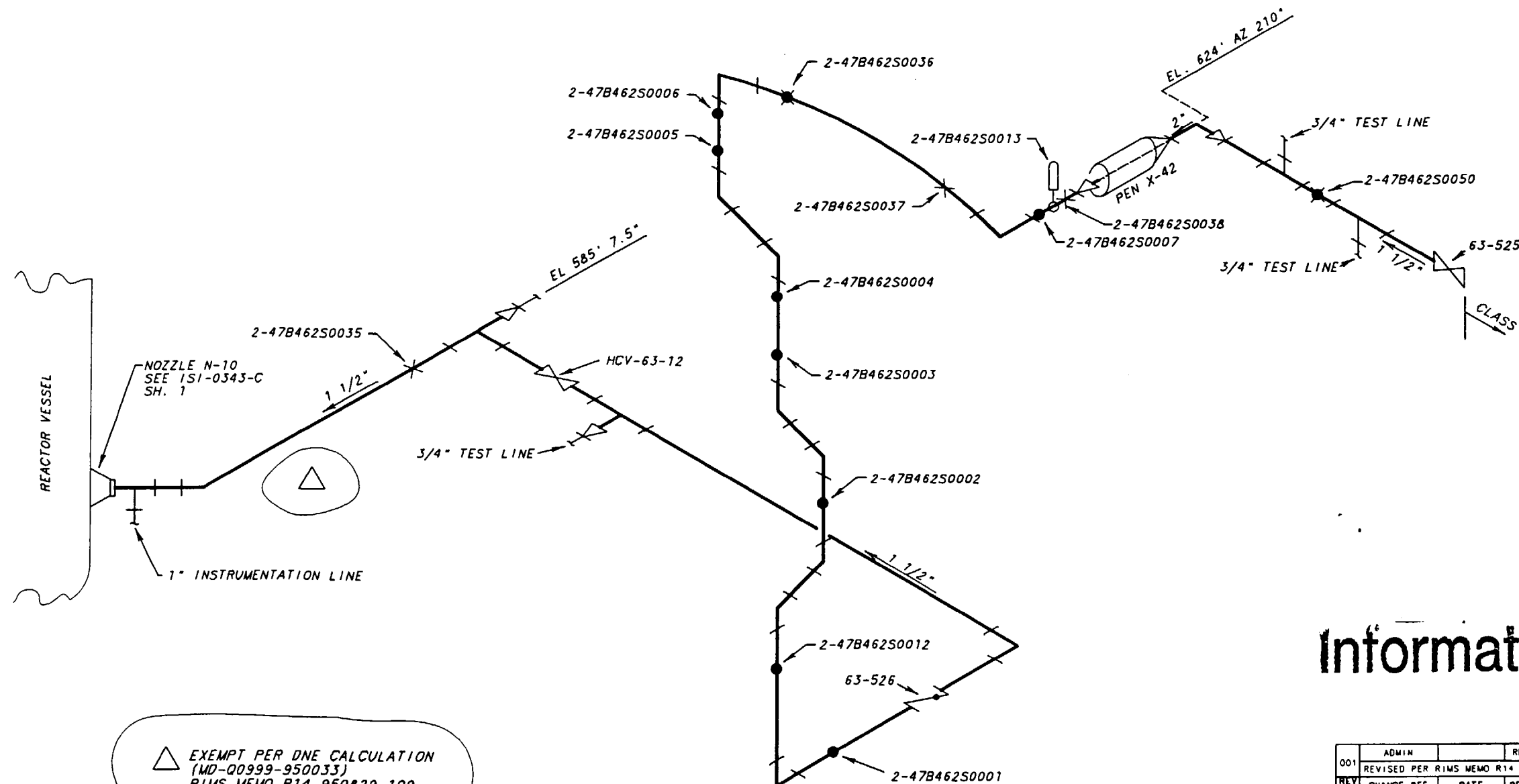
1	PNB	PNB	4/18/91	4/18/91	4/18/91
REVISE SUPPORT NUMBERS TO MATCH NEW NUMBERS FROM ENGINEERING					
REV.	BY	CHECKED	SUBMITTED	APPROVED	DATE
1	JMA	JES	4/18/91	4/18/91	4/18/91
HARDWARE: ZEN 5005 SOFTWARE: CADAM USER: JESCHP					
TENNESSEE VALLEY AUTHORITY					
BROWNS FERRY NUCLEAR PLANT					
UNIT 0					
EMERGENCY EQUIPMENT COOLING WATER SYSTEM					
SUPPORT LOCATIONS					
DRAWN: PNB	SUBMITTED	APPROVED	SCALE: NTS		
DATE: 4-17-91	DATE: 4-18-91	DATE: 4-18-91	SHEET 15 OF 18 SHEET(S)		
CHECKED: JMA	JES	4/18/91	DRAWING NO.	REV.	
DATE: 4-18-91			ISI-0368-C01		

REFERENCE DRAWINGS:
 47W462 SERIES
 47B462 SERIES
 2-47E854-1

CALCULATION BRANCH/PROJECT
 IDENTIFIERS: CD-Q2063-880980

LEGEND:

- RIGID HANGER
 - ✱ VARIABLE SUPPORT
 - HYDRAULIC SNUBBER
 - X CONSTANT FORCE SUPPORT
- ASME CC-1 (EQUIVALENT)



Information Only

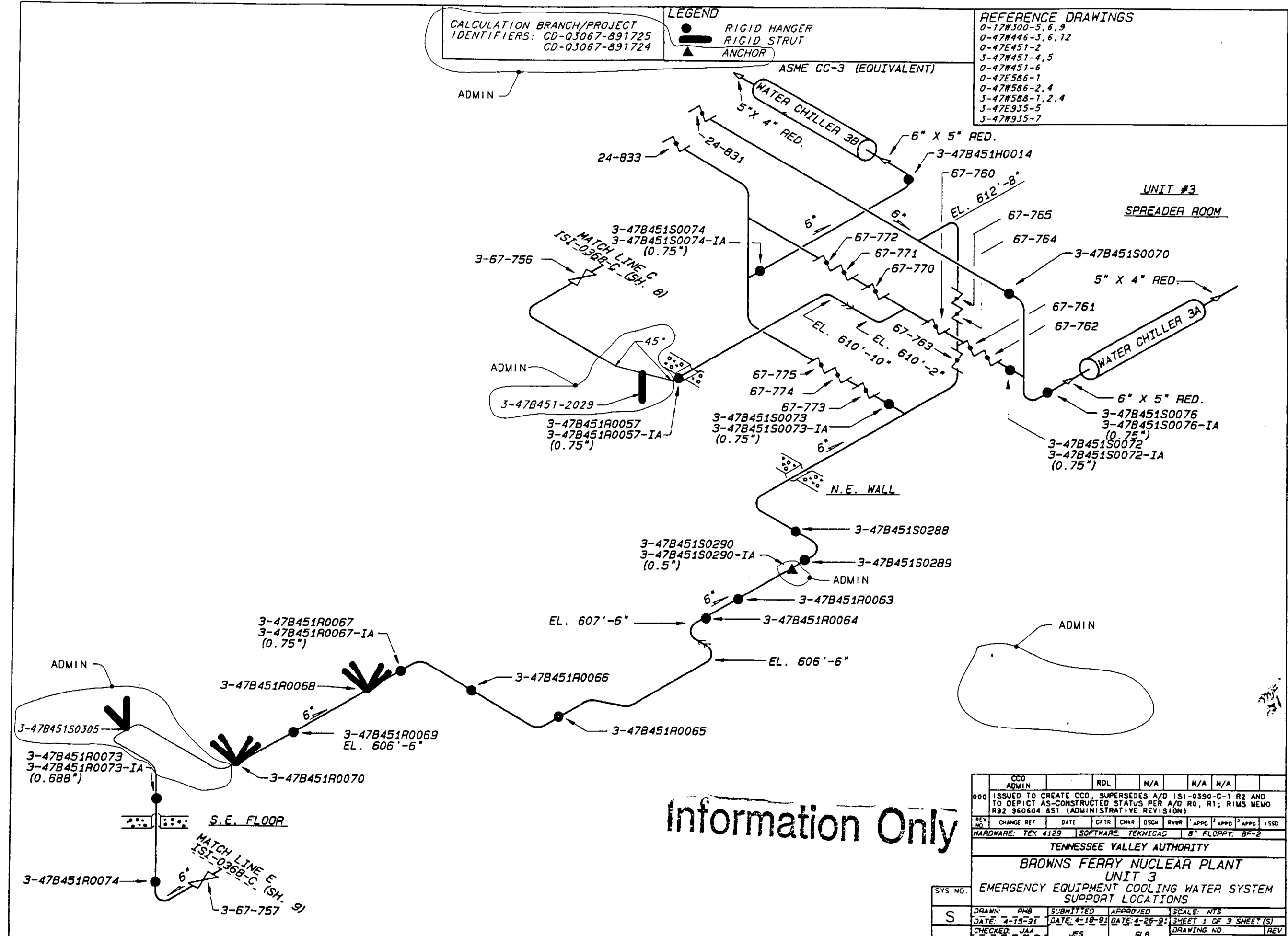
△ EXEMPT PER DNE CALCULATION
 (MD-00999-950033)
 RIMS MEMO R14 950829 109

001	ADMIN	RDL	N/A	N/A	N/A	N/A	N/A	N/A	N/A
REV	NO	CHANGE REF	DATE	DFTR	CHKR	DSGN	RVBR	APPO	APPO
TENNESSEE VALLEY AUTHORITY									
BROWNS FERRY NUCLEAR PLANT									
UNIT 2									
STANDBY LIQUID CONTROL									
1" TO 3" SUPPORT LOCATIONS									
DRAWN: PHB		SUBMITTED		APPROVED		SCALE NTS			
DATE: 9-6-91		DATE: 9-20-91		DATE: 9-29-91		SHEET 01 OF 01 SHEET(S)			
CHECKED: JAA		JES		GLB		DRAWING NO.		REV.	
DATE: 9-20-91						2-151-0379-C		R001	
CCD									

CALCULATION BRANCH/PROJECT
IDENTIFIERS: CD-Q3067-891725
CD-Q3067-891724

LEGEND
● RIGID HANGER
— RIGID STRUT
▲ ANCHOR

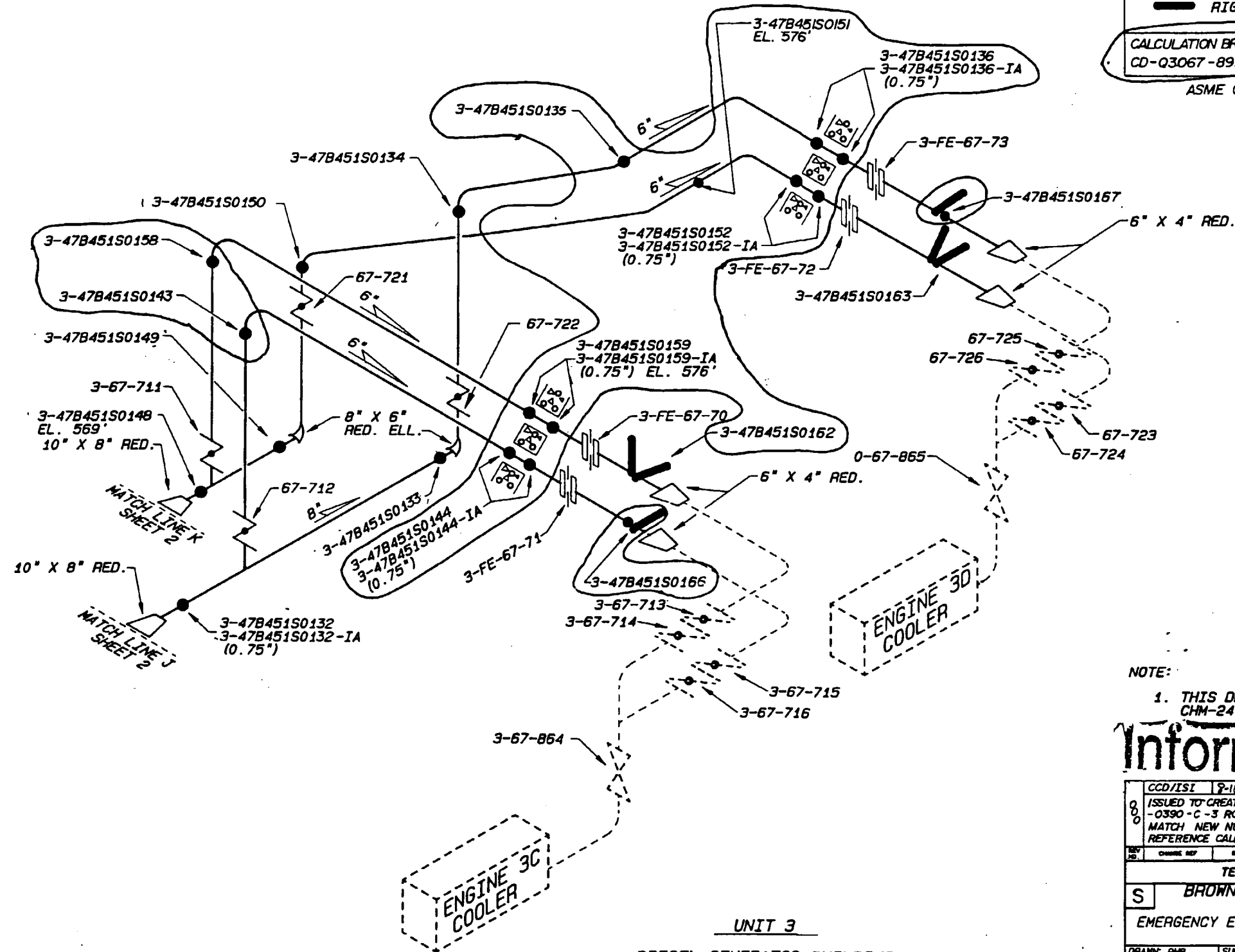
REFERENCE DRAWINGS
0-17W300-5.6.9
0-47W446-3.6.12
0-47E451-2
3-47W451-4.5
0-47W451-6
0-47E586-1
0-47W586-2.4
3-47W588-1.2.4
3-47E935-5
3-47W935-7



Information Only

CCD	ADMIN	RDL	N/A	N/A	N/A	N/A	N/A	N/A	N/A
ISSUED TO CREATE CCD, SUPERSEDES A/D ISI-0390-C-1 R2 AND TO DEPICT AS-CONSTRUCTED STATUS PER A/D R0, R1; RIMS MEMO R92 960604 851 (ADMINISTRATIVE REVISION)									
REV	NO	CHANGE	REF	DATE	CFTR	CHGR	DSCH	RVBR	1 APPD
HARDWARE: TEX 4129		SOFTWARE: TEKNICAD		B* FLOPPY: BF-2		ISSD			
TENNESSEE VALLEY AUTHORITY									
BROWNS FERRY NUCLEAR PLANT									
UNIT 3									
EMERGENCY EQUIPMENT COOLING WATER SYSTEM									
SUPPORT LOCATIONS									
SYS NO.									
S									
DRAWN: PHB		SUBMITTED		APPROVED		SCALE: NYS			
DATE: 4-15-91		DATE: 4-18-91		DATE: 4-26-91		SHEET 1 OF 3 SHEET(S)			
CHECKED: JAA		JES		GLB		DRAWING NO.		REV	
DATE: 4-18-91						3-151-0390-C		000	
CCD									

EAST SIDE




REFERENCE DRAWINGS
0-17W300-5, 6, 9
0-47W446-3, 6, 12
0-47W451-2, 6, 3-47W451-4, 5
0-47W586-1, 4, 0-47E586-2
3-47W588-1, 2, 4
3-47W935-7, 3-47E935-5

LEGEND

- RIGID HANGER
- RIGID STRUT

CALCULATION BRANCH / PROJECT IDENTIFIER:
CD-Q3067-891723

ASME CC-3 (EQUIVALENT)

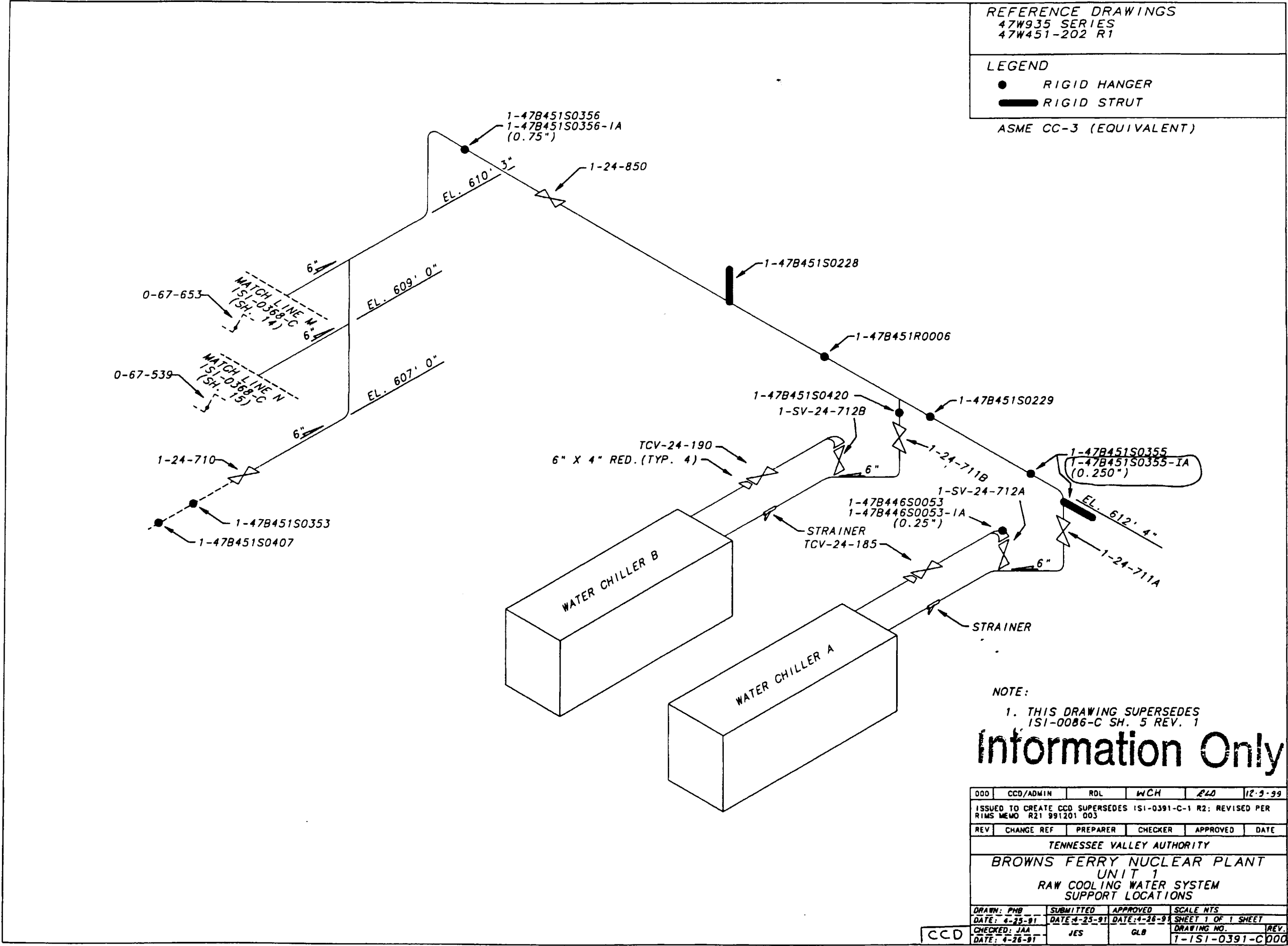


NOTE:

1. THIS DRAWING SUPERSEDES CHM-2417-C SH. 6 REV. 2

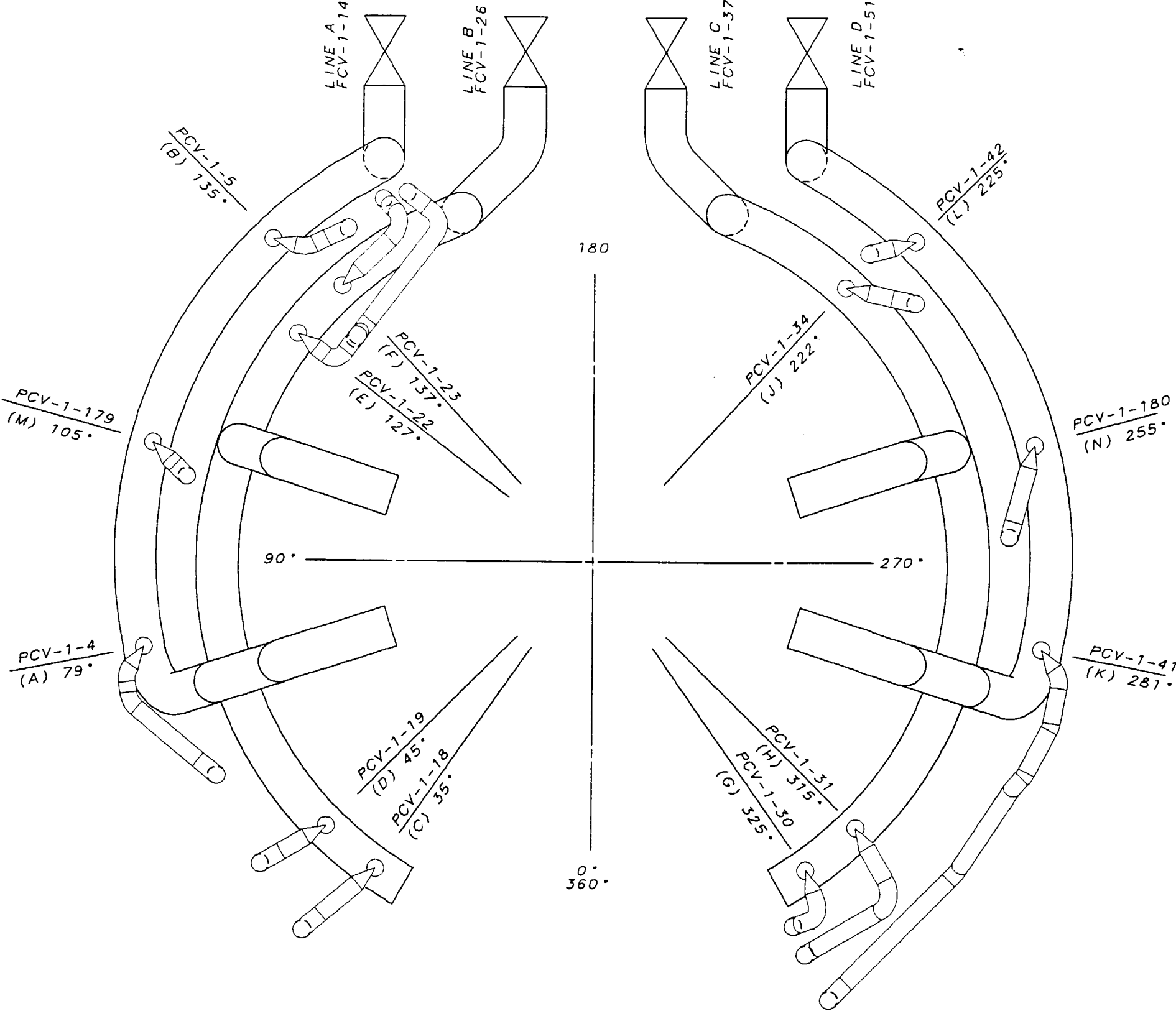
Information Only

CCD/ISI	9-10-95	AM	JK	N/A	JL	DA	CL	LY	MA	HA
ISSUED TO CREATE CCD, SUPERSEDES AS-DESIGNED ISI -0390-C-3 R02; REVISED SUPPORT NUMBERS TO MATCH NEW NUMBERS FROM ENGINEERING, ADDED REFERENCE CALCULATION										
REV	NO.	CHG	REF	DATE	BY	CHK	DES	ENG	APP	APP
TENNESSEE VALLEY AUTHORITY										
S BROWNS FERRY NUCLEAR PLANT UNIT 3 EMERGENCY EQUIPMENT COOLING WATER SYSTEM SUPPORT LOCATIONS										
DRAWN: PHB		SUBMITTED		APPROVED		SCALE: NYS				
DATE: 4-15-91		DATE: 4-18-91		DATE: 4-20-91		SHEET 3 OF 3 SHEET(S)				
CHECKED: JAA		JES		GLB		DRAWING NO.		REV		
DATE: 4-18-91						3-IST-0390-C		000		
										CCD



ASME CC-2 (EQUIVALENT)

NOTE:
1. COMPONENTS EXEMPT PER ASME XI 1995 EDITION, 1996 ADDENDA, IWC-1222(d).



Information Only

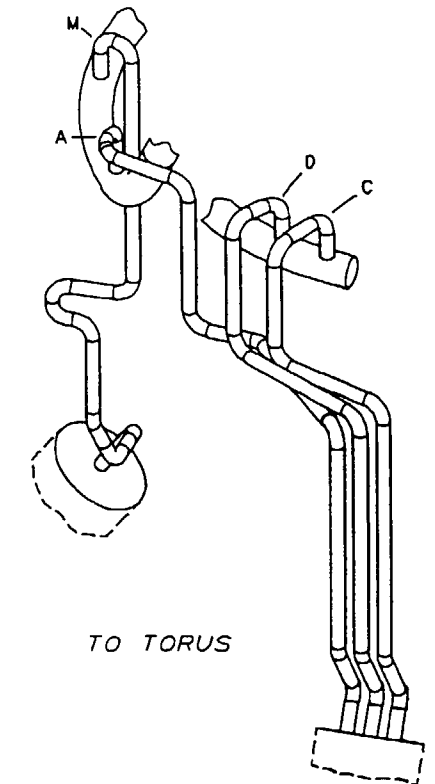
001	ADMIN	RDL	RLD	HEH	
REVISED PER RIMS MEMO R21 000&21 002					
REV	CHANGE REF	PREPARER	CHECKER	APPROVED	DATE
TENNESSEE VALLEY AUTHORITY					
BROWNS FERRY NUCLEAR PLANT					
UNIT 2					
MAIN STEAM RELIEF VALVE SYSTEM					
VENT PIPING SUPPORT LOCATIONS					
DRAWN: PHB	DATE: 7/1/92	SCALE: NTS	CADAM/ISICMP		
CHECKED: PHB	APPROVED:	SHEET 01 OF 09		REV	
SUBMITTED: JES	GLS	2-151-0412-C		001	

LEGEND

- ★ VARIABLE SUPPORT
● MECHANICAL SNUBBER

ASME CC-2 (EQUIVALENT)

NOTE:
1. COMPONENTS EXEMPT PER ASME XI 1995
EDITION, 1996 ADDENDA, IWC-1222(d).



TO TORUS

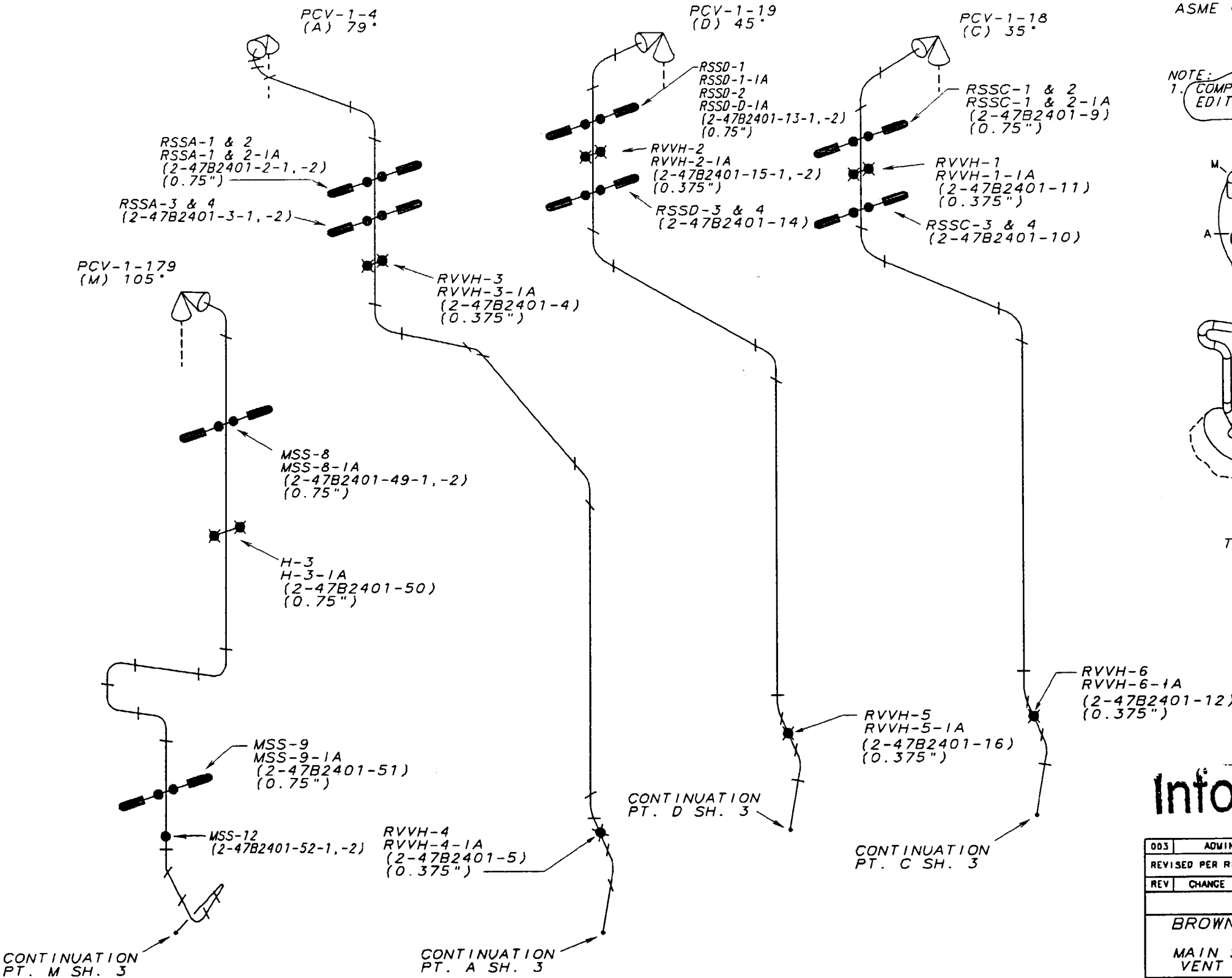
Information Only

003	ADMIN	RDL	RLO	HEH	
REVISED PER RIMS MEMO R21 000821 002					
REV	CHANGE REF	PREPARER	CHECKER	APPROVED	DATE
TENNESSEE VALLEY AUTHORITY					
BROWNS FERRY NUCLEAR PLANT					
UNIT 2					
MAIN STEAM RELIEF VALVE SYSTEM					
VENT PIPING SUPPORT LOCATIONS					
DRAWN: PHB	DATE: 7-1-92	SCALE: NTS	CADAM/ISICMP		
CHECKED: PHB	APPROVED:	SHEET 02 OF 09		REV	
SUBMITTED: JES	CLB	2-151-0412-C		003	

ALL A/D HISTORY RESEARCHED AT R000

CAD MAINTAINED DRAWING

CCD

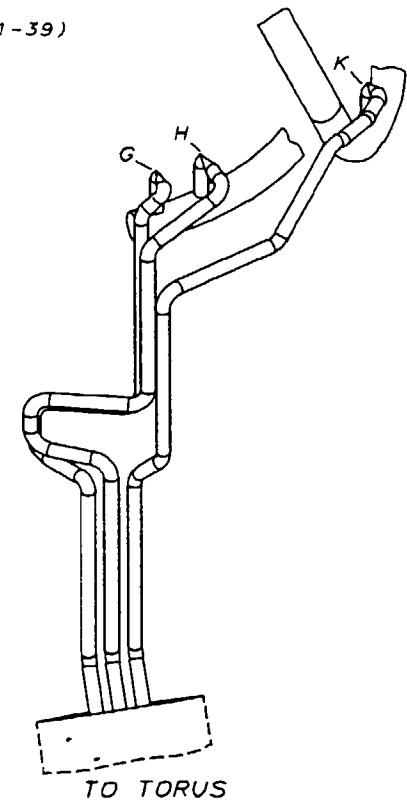
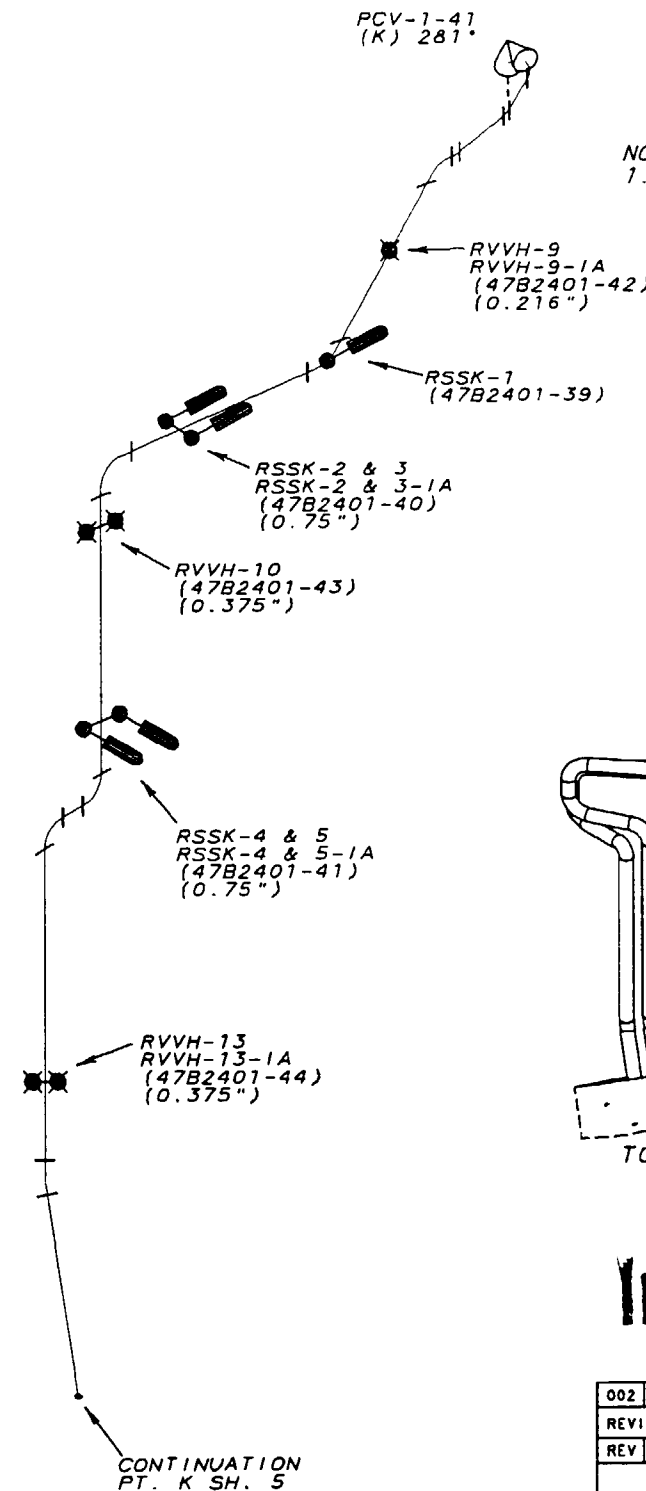
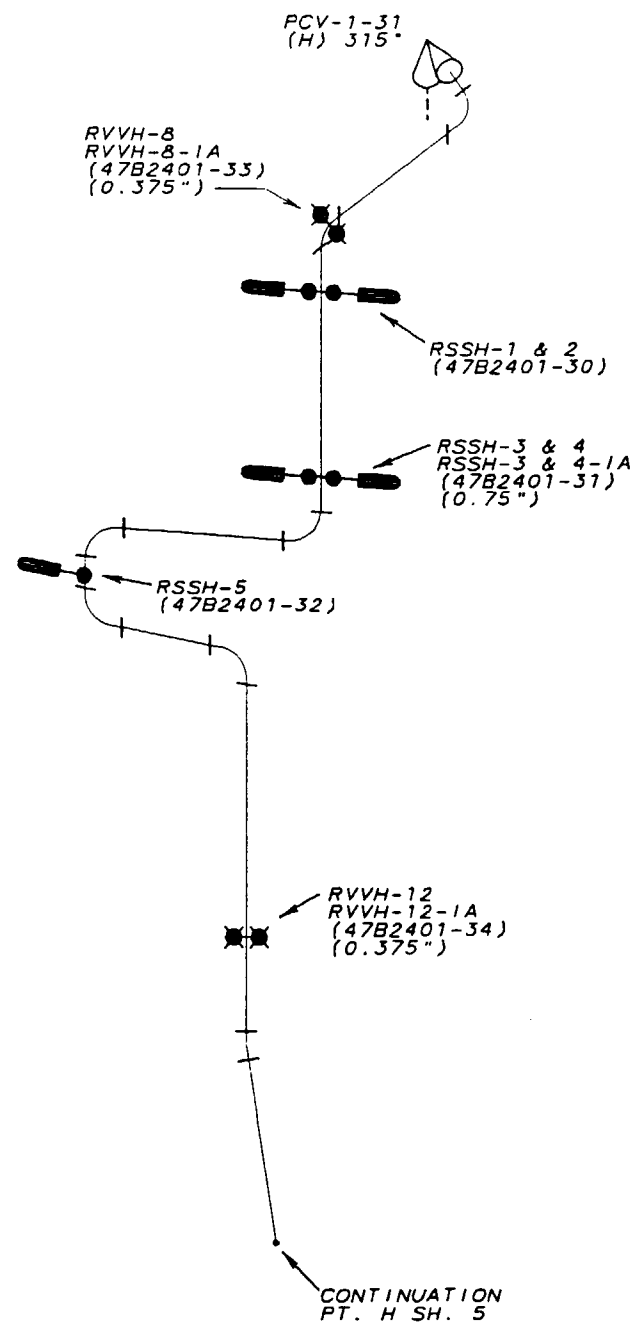
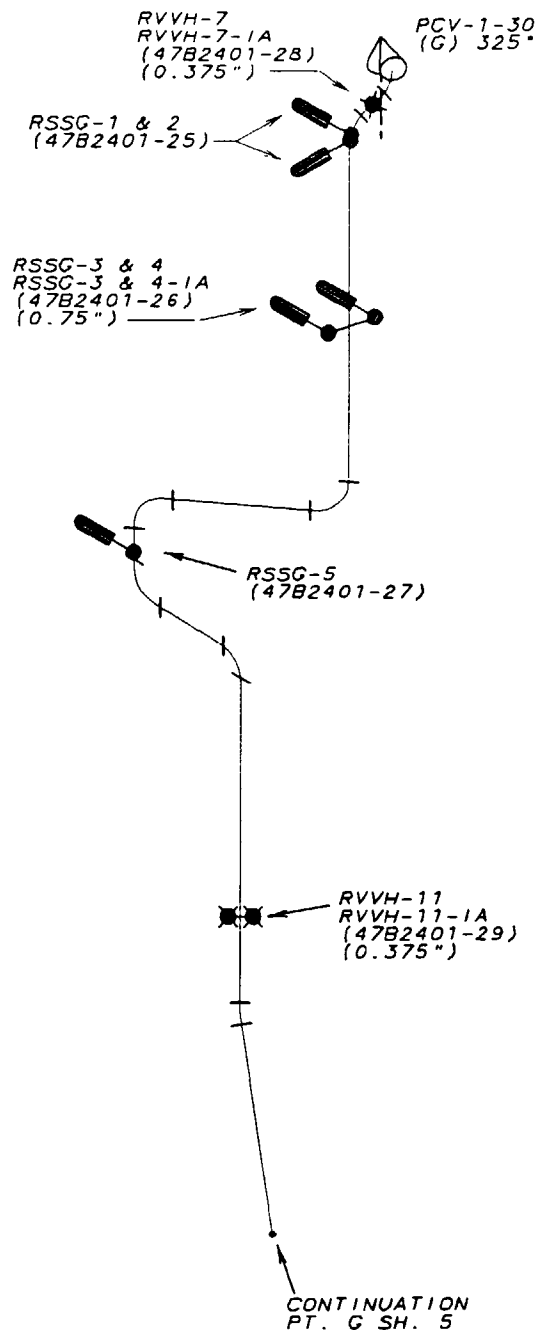


LEGEND

- ✱ VARIABLE SUPPORT
- MECHANICAL SNUBBER

ASME CC-2 (EQUIVALENT)

NOTE:
1. COMPONENTS EXEMPT PER ASME XI 1995
EDITION, 1996 ADDENDA, IWC-1222(d).



Information Only

002	ADMIN	RDL	RLD	MEH	
REVISED PER RIMS MEMO R21 000821 002					
REV	CHANGE REF	PREPARER	CHECKER	APPROVED	DATE
TENNESSEE VALLEY AUTHORITY					
BROWNS FERRY NUCLEAR PLANT					
UNIT 2					
MAIN STEAM RELIEF VALVE SYSTEM					
VENT PIPING SUPPORT LOCATIONS					
DRAWN: PHB	DATE: 7-1-92	SCALE: NTS	CADAM/151CMP		
CHECKED: PHB	APPROVED:	SHEET 04 OF 09	REV		
SUBMITTED: JES	GLB	2-151-0412-C	002		

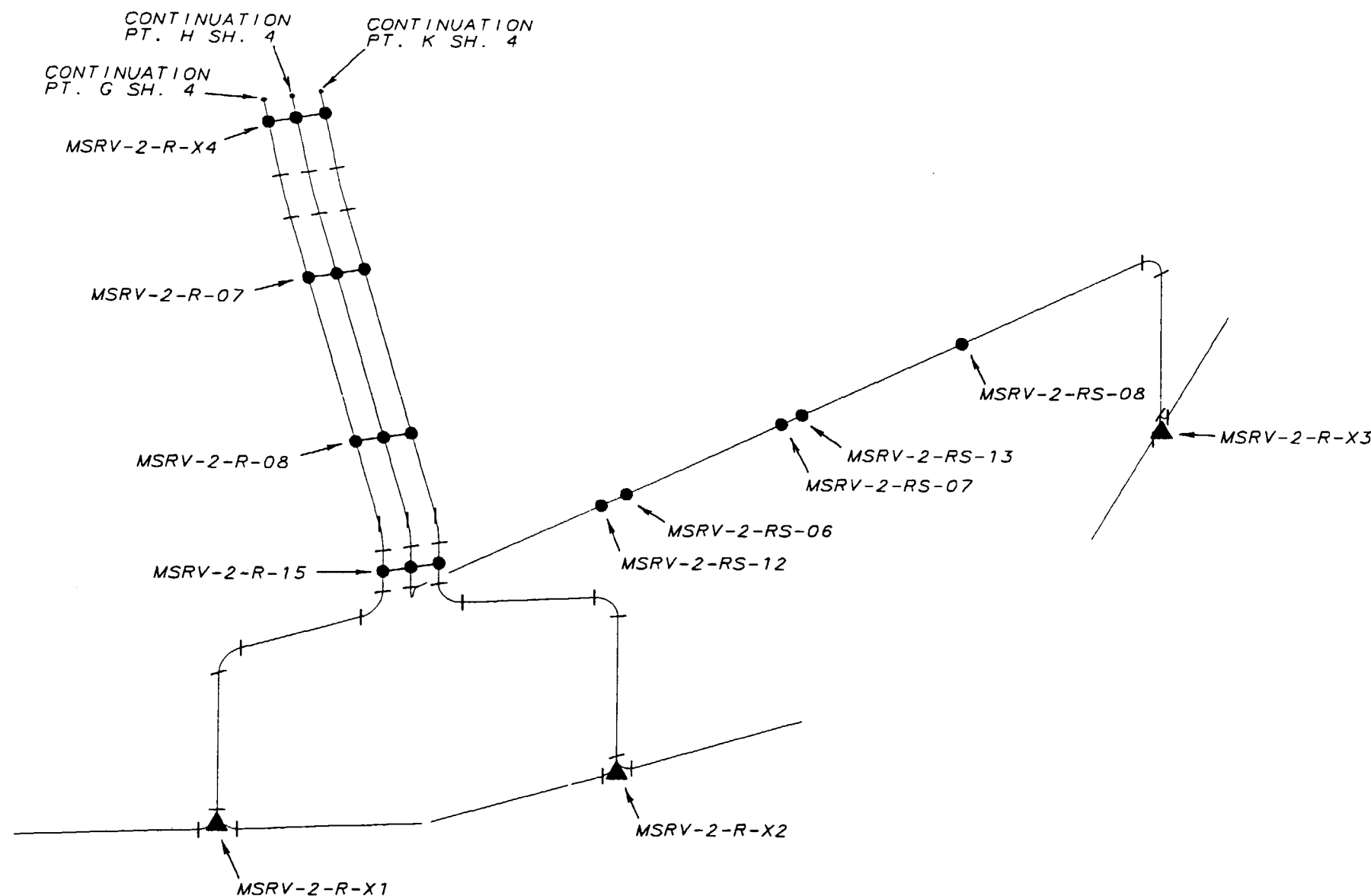
LEGEND

- RIGID SUPPORT
- ▲ ANCHOR

ASME CC-2 (EQUIVALENT)

NOTE:

1. COMPONENTS EXEMPT PER ASME XI 1995 EDITION, 1996 ADDENDA, IWC-1222(d).



Information Only

001	ADMIN	RDL	RLD	HEH	
REVISED PER RIMS MEMO R21 000821 002					
REV	CHANGE REF	PREPARER	CHECKER	APPROVED	DATE
TENNESSEE VALLEY AUTHORITY					
BROWNS FERRY NUCLEAR PLANT					
UNIT 2					
MAIN STEAM RELIEF VALVE SYSTEM					
VENT PIPING SUPPORT LOCATIONS					
DRAWN: PHB		DATE:		SCALE: NTS CADAM/ISI/CLP	
CHECKED: PHB		APPROVED:		SHEET 05 OF 09 RE	
SUBMITTED: JES		GLB		2-151-0412-C 00	

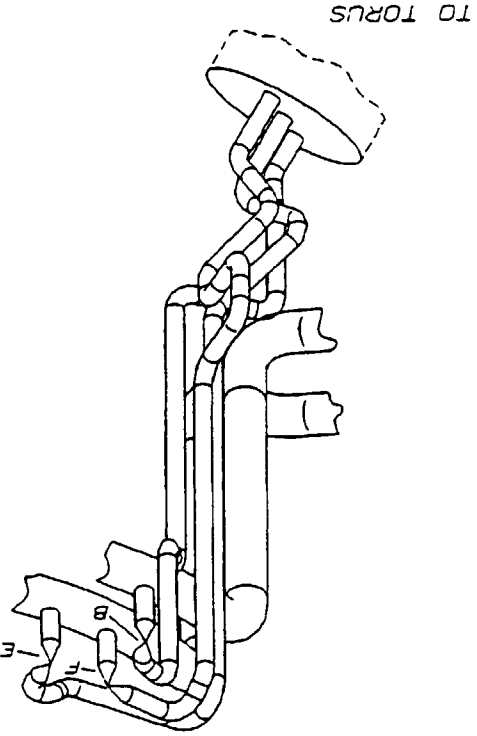
REFERENCE DRAWINGS
47W401 SERIES

LEGEND

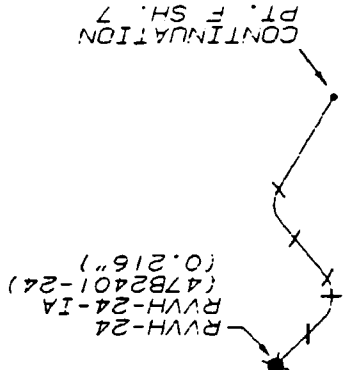
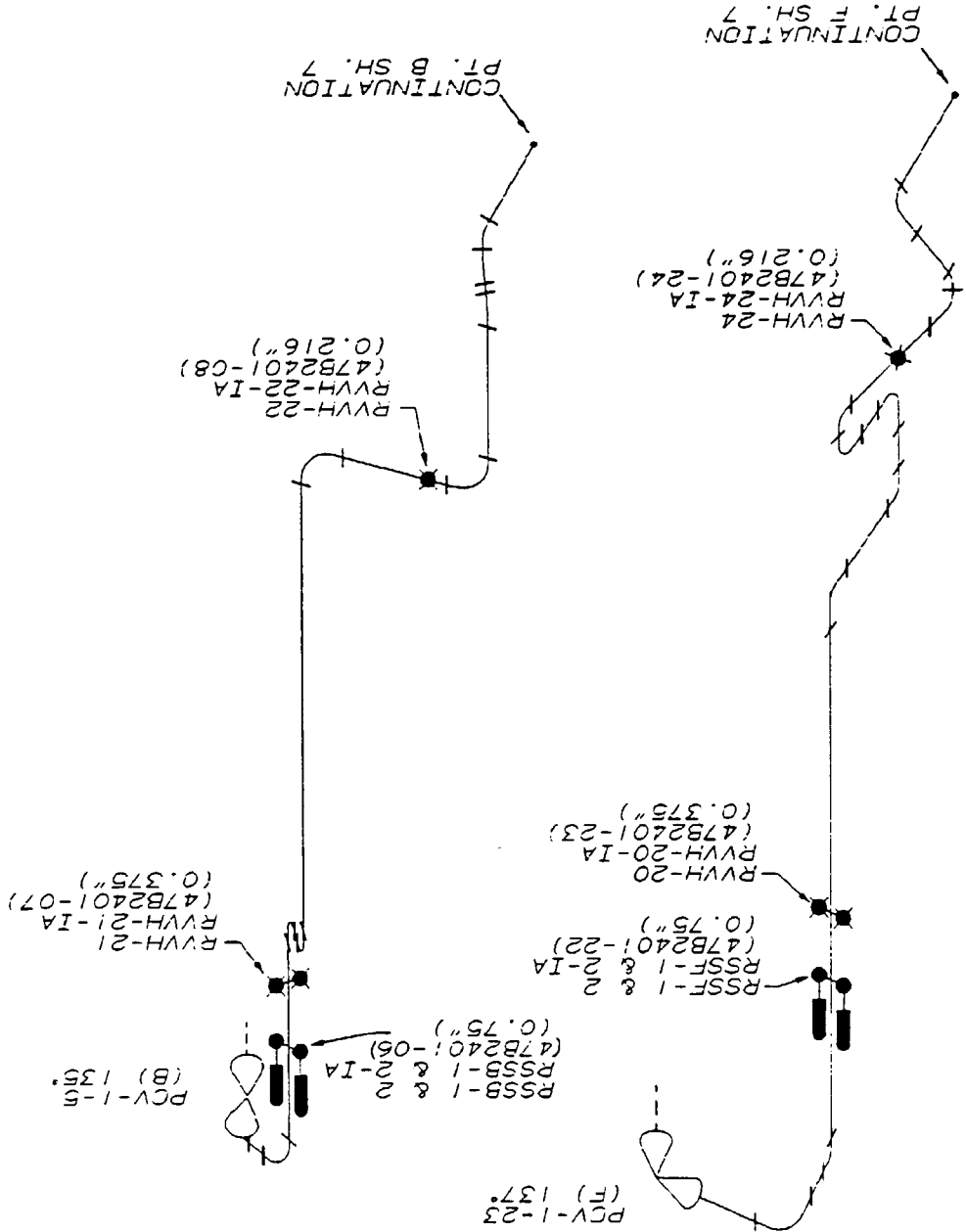
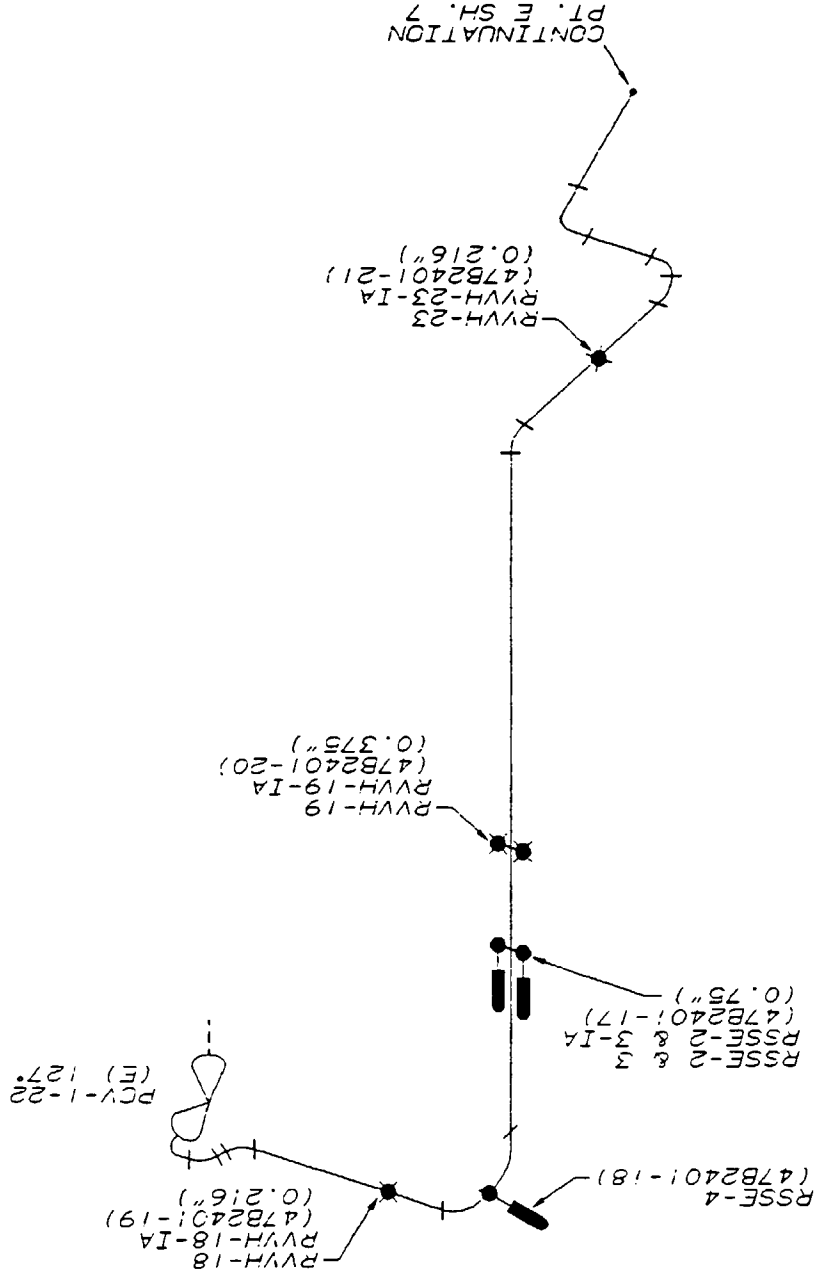
■ VARIABLE SUPPORT
— MECHANICAL SNUBBER

ASME CC-2 (EQUIVALENT)

NOTE:
1. COMPONENTS EXEMPT PER ASME XI 1995
EDITION, 1996 ADDENDA, IWC-1222(D).



Information Only

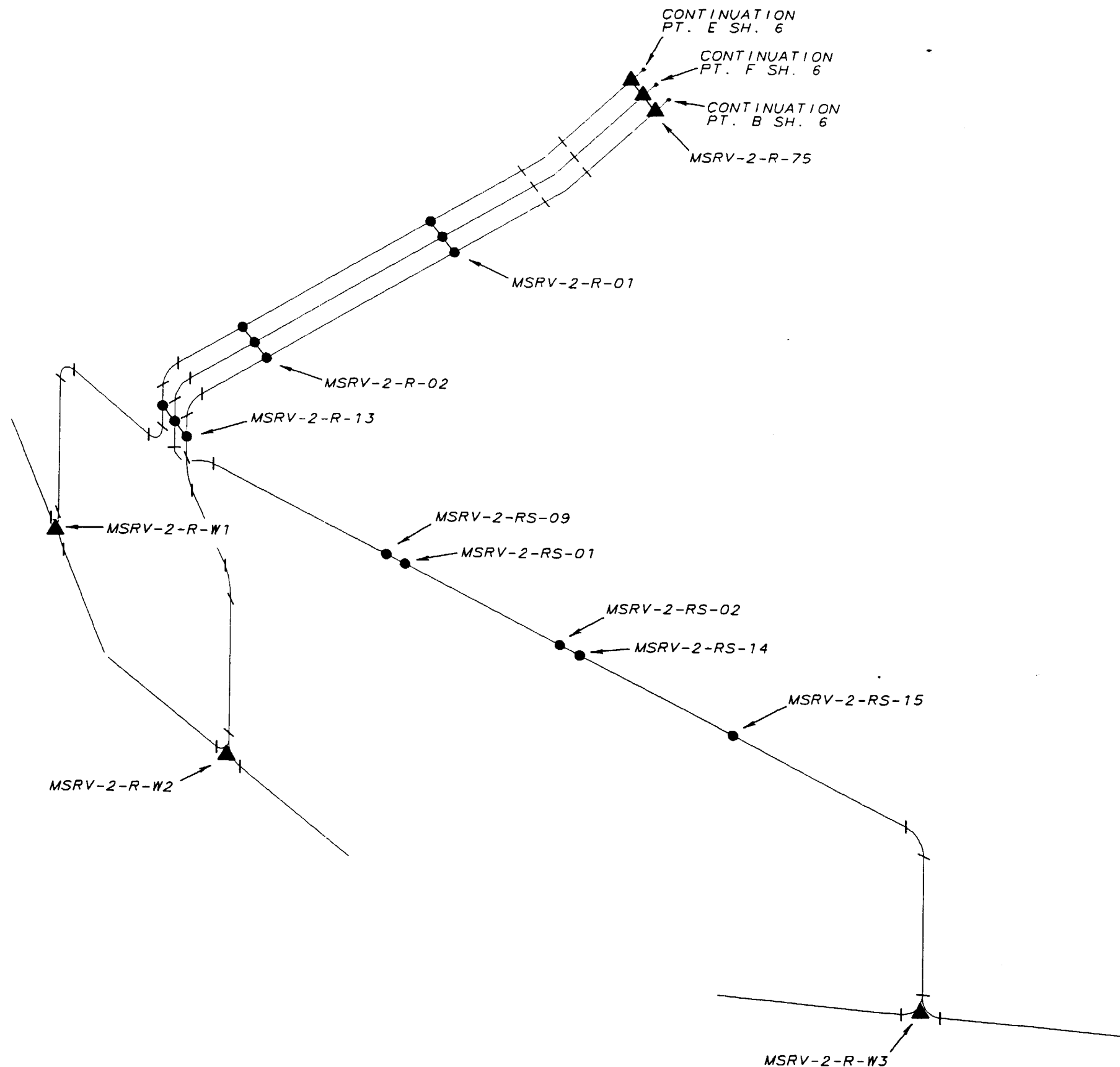


002	ADMIN	RDL	MLD	HEH
REVISED PER RIMS MEMO R21 000421 002				
REV	CHANGE REF	PREPARED	CHECKER	APPROVED
DATE				
TENNESSEE VALLEY AUTHORITY				
BROWNS FERRY NUCLEAR PLANT				
UNIT 2				
MAIN STEAM RELIEF VALVE SYSTEM				
VENT PIPING SUPPORT LOCATIONS				
DRAWN: PHB				
DATE: 7-1-92				
SCALE: NTS				
CADW/ISICMP				
SHEET 05 OF 09				
REV				
CHECKED: RB				
APPROVED:				
SUBMITTED: JES				
CLB				
2-ISI-0412-C				
002				

CCD

CAD MAINTAINED DRAWING

ALL A/D HISTORY RESEARCHED AT R000



REFERENCE DRAWINGS
47W401 SERIES

LEGEND

- RIGID SUPPORT
- ▲ ANCHOR

ASME CC-2 (EQUIVALENT)

NOTE:

1. COMPONENTS EXEMPT PER ASME XI 1995 EDITION, 1996 ADDENDA, IWC-1222(d).

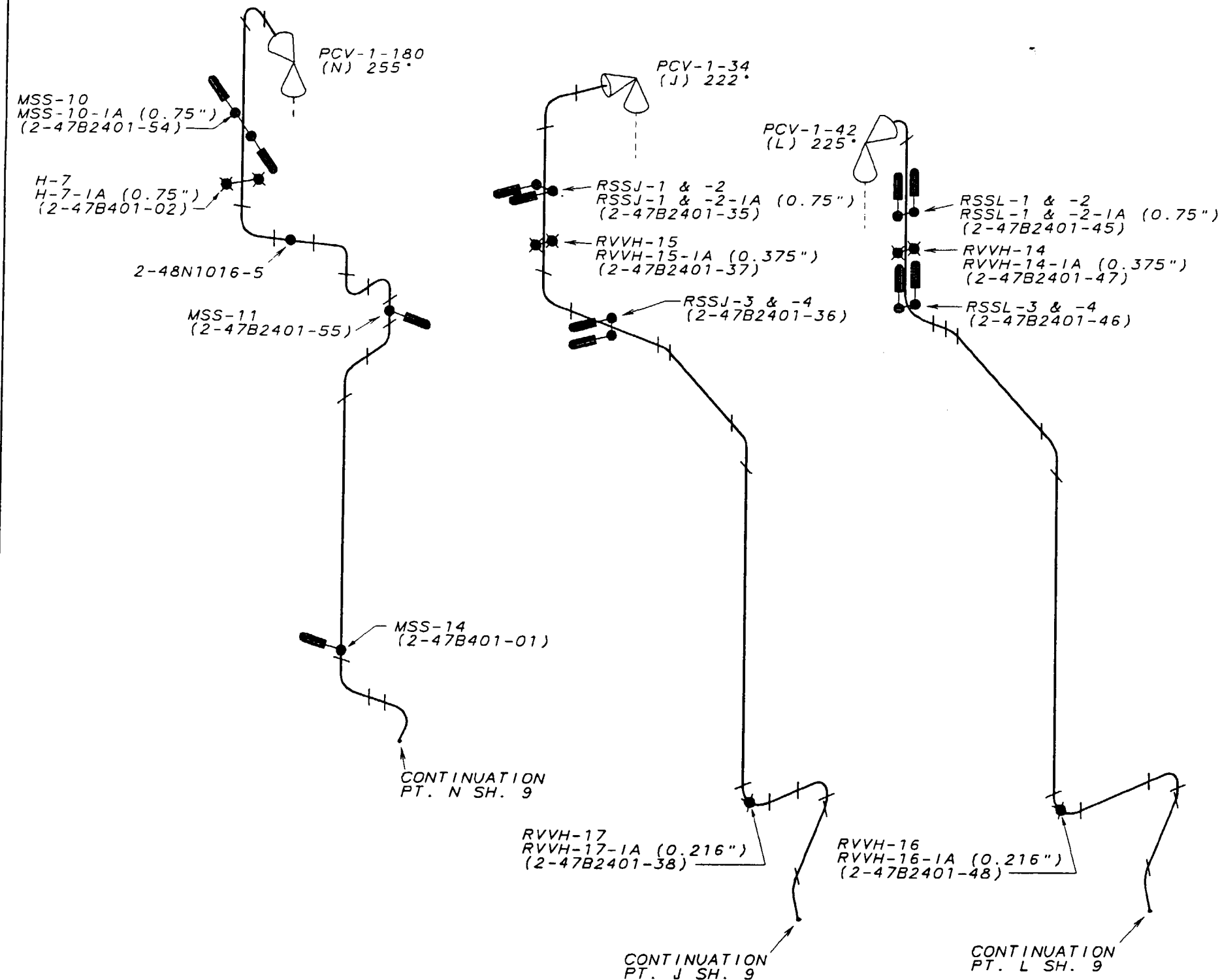
Information Only

001	ADWIN	RDL	RLD	HEH	
REVISED PER RIMS MEMO R21 000821 002					
REV	CHANGE REF	PREPARER	CHECKER	APPROVED	DATE
TENNESSEE VALLEY AUTHORITY					
BROWNS FERRY NUCLEAR PLANT					
UNIT 2					
MAIN STEAM RELIEF VALVE SYSTEM					
VENT PIPING SUPPORT LOCATIONS					
DRAWN: PHB	DATE:	SCALE: NTS	CADAM/ISICMP		
CHECKED: PHB	APPROVED:	SHEET 07 OF 09	REV		
SUBMITTED: JES	GLB	2-151-0412-C	001		

ALL A/O HISTORY RESEARCHED AT R000

CAD MAINTAINED DRAWING

CCD



REFERENCE DRAWINGS
47W401 SERIES

LEGEND

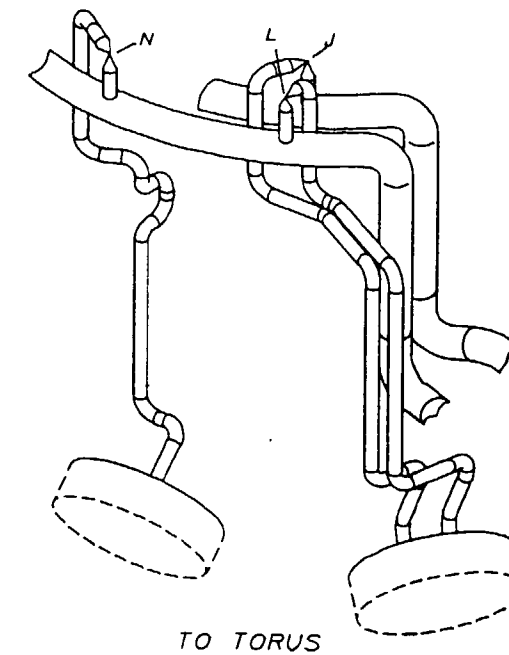
- RIGID SUPPORT
- ✱ VARIABLE SUPPORT
- MECHANICAL SNUBBER

CALCULATION BRANCH/PROJECT IDENTIFIER:
CD-02010-895439

ASME CC-2 (EQUIVALENT)

NOTE:

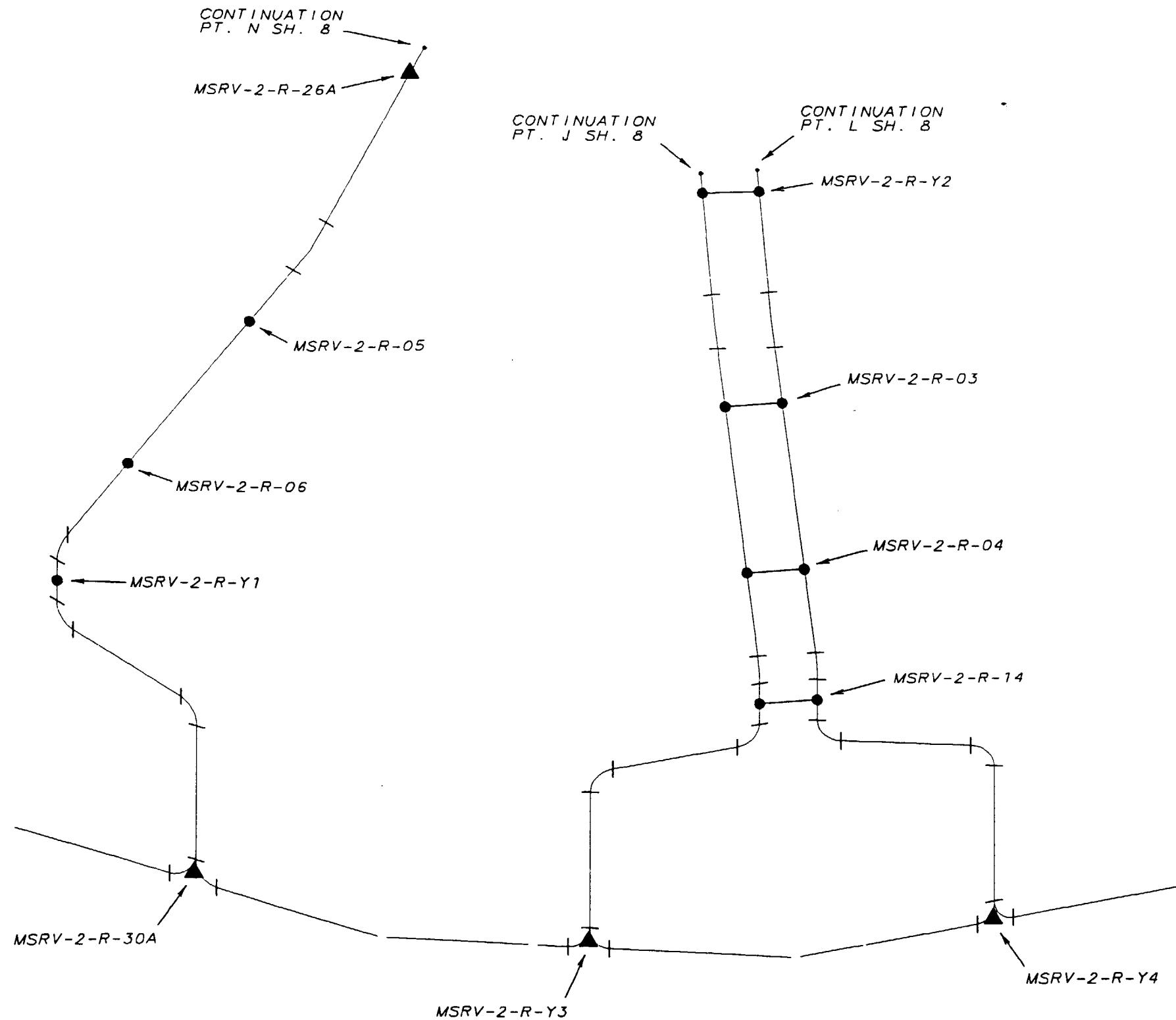
- COMPONENTS EXEMPT PER ASME XI 1995 EDITION, 1996 ADDENDA, IMC-1222(d).



Information Only

003	ADMIN	RDL	RLD	HEH	
REVISED PER RIMS MEMO R21 000821 002					
REV	CHANGE REF	PREPARER	CHECKER	APPROVED	DATE
TENNESSEE VALLEY AUTHORITY					
BROWNS FERRY NUCLEAR PLANT UNIT 2 MAINSTEAM RELIEF VALVE SYSTEM VENT PIPING SUPPORT LOCATIONS					
DRAWN: PHB		DATE: 7-1-92		SCALE: NTS	CADAM/ISICMP
CHECKED: PHB		APPROVED:		SHEET 08 OF 09 REV	
SUBMITTED: JES		GLB		2-151-0412-C003	
CAD MAINTAINED DRAWING				CCD	

ALL A/D HISTORY RESEARCHED AT R001



REFERENCE DRAWINGS
47W401 SERIES

LEGEND

- RIGID SUPPORT
- ▲ ANCHOR

ASME CC-2 (EQUIVALENT)

NOTE:

1. COMPONENTS EXEMPT PER ASME XI 1995 EDITION, 1996 ADDENDA, IWC-1222(d).

Information Only

001	ADMIN	RDL	RLD	HEH	
REVISED PER RIMS MEMO R21 000621 002					
REV	CHANGE REF	PREPARER	CHECKER	APPROVED	DATE
TENNESSEE VALLEY AUTHORITY					
BROWNS FERRY NUCLEAR PLANT					
UNIT 2					
MAIN STEAM RELIEF VALVE SYSTEM					
VENT PIPING SUPPORT LOCATIONS					
DRAWN: PHB	DATE:	SCALE: NTS	CADAM/ISICMP		
CHECKED: PHB	APPROVED:	SHEET 09 OF 09	REV		
SUBMITTED: JES	GLB	2-151-0412-C	001		

ALL A/D HISTORY RESEARCHED AT R000

CAD MAINTAINED DRAWING

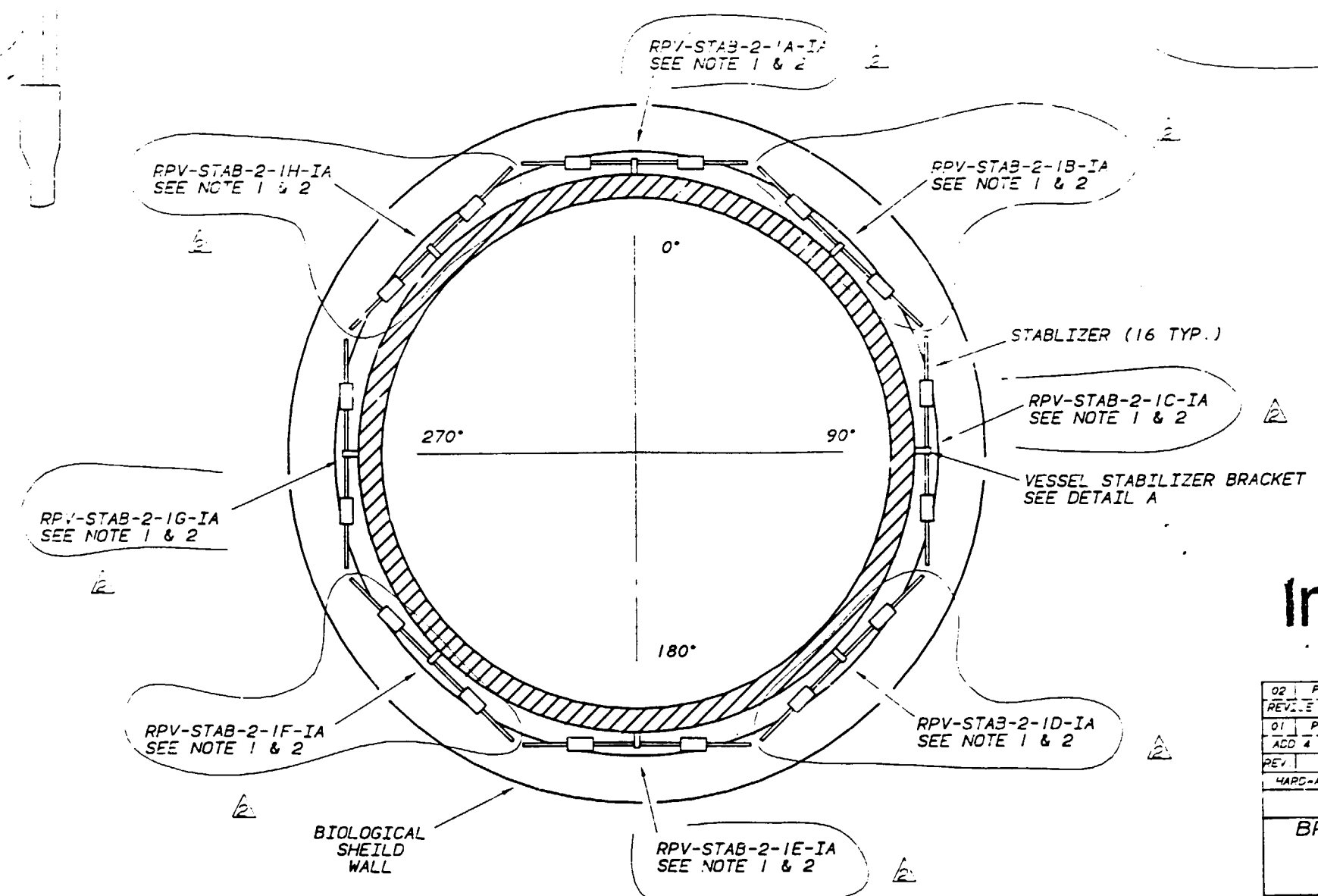
CCD

1. 2. 3. 4.

- NOTE:
1. THE RPV STABILIZER IS CONSIDERED ONE SUPPORT (RPV-STAB-2-1) FOR PURPOSES OF ISI SCHEDULING.
 2. LETTERS A THROUGH H ARE ASSIGNED FOR INTEGRAL ATTACHMENT EXAMINATION RECORD PURPOSES ONLY.

DETAIL A

FOR
SUPPORT
SAFETY
SEE
SHEET 2



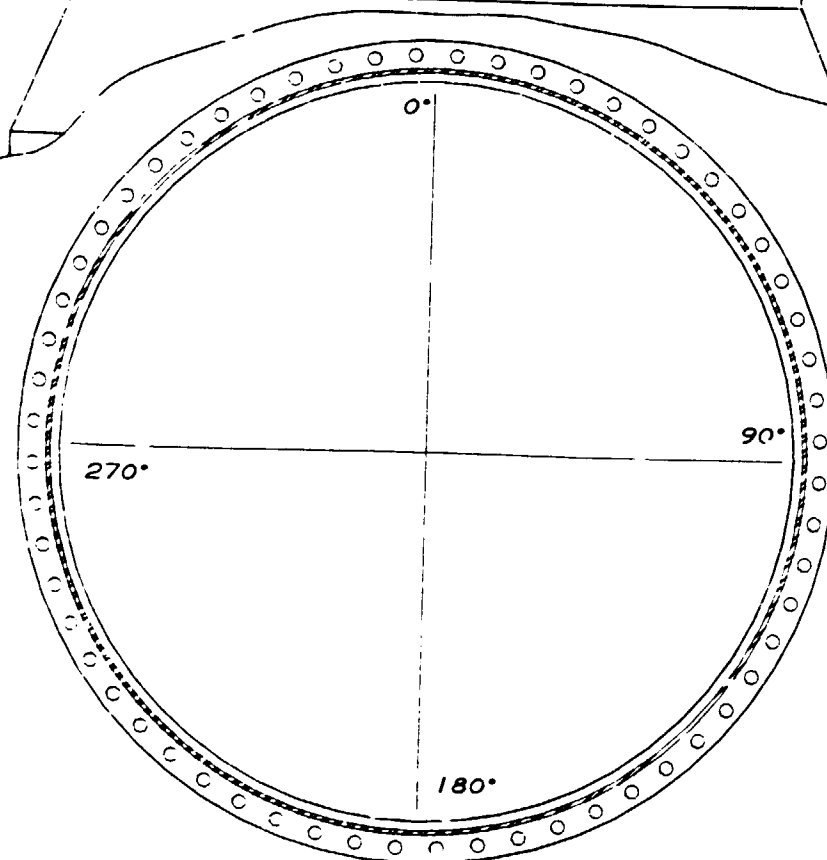
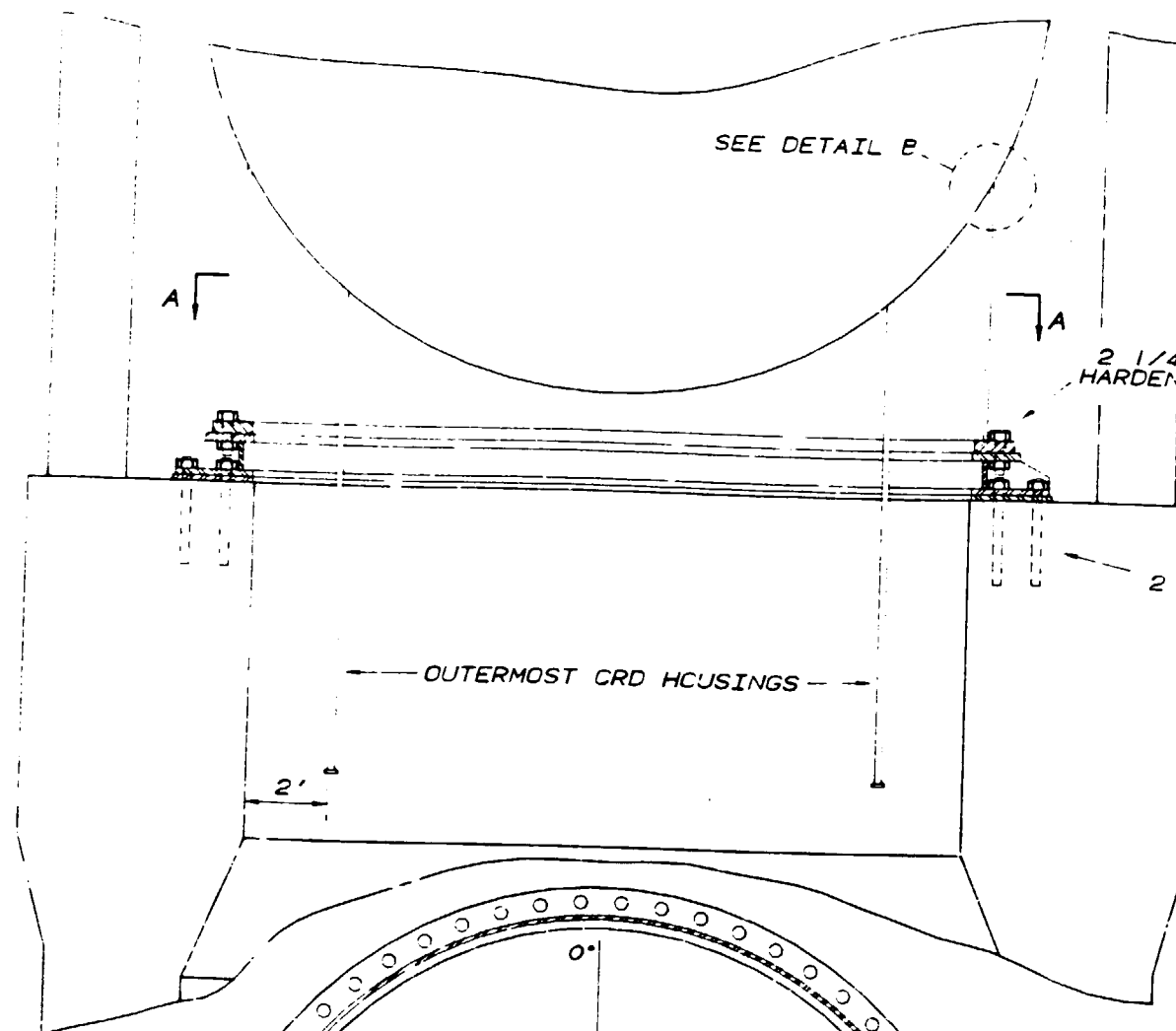
Information Only

02	PHB	RVD	RMC	02/17/93
REVISE SUPPORT NUMBERS, REVISE NOTE SPECIFYING ALL ONE SUP-CRY				
01	PHB	JCS	GLB	RME
ADD 4 STABILIZERS, CHANGE TAB. NUMBERING, REV NOTATION				
REV	BY	CHECKED	SUBMITTLD	APPROVED
HARDWARE	IBM 5085	SOFTWARE	CADAM	USER
TENNESSEE VALLEY AUTHORITY				
BROWNS FERRY NUCLEAR PLANT				
UNIT 2				
REACTOR VESSEL				
VESSEL SUPPORTS				
DRAWN	PHB	SUBMITTED	APPROVED	SCALE NTS
DATE	DATE	DATE	DATE	DATE
CHECKED	RPS	JES	GLB	RE
DATE	DATE	DATE	DATE	DATE

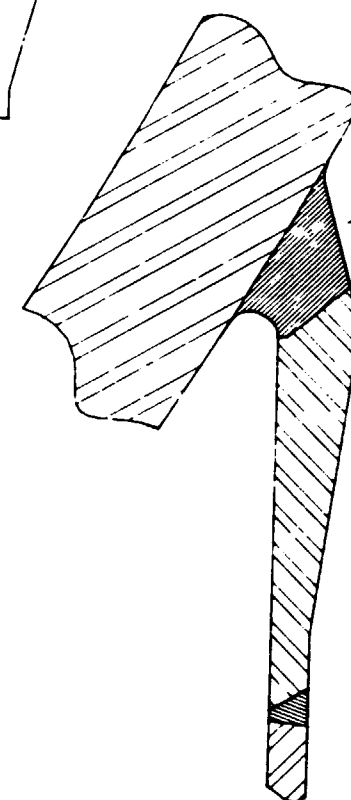
ISI-0415-C 02

REFERENCE DRAWINGS
CPL 171.002 FIG. 4
131850E

ASME CC-1 (EQUIVALENT)



SECTION A-A



DETAIL B
VESSEL TO SKIRT WELD

RPV-SUPP-2-1A-1A (30° AZIMUTH)
RPV-SUPP-2-1B-1A (210° AZIMUTH)

RPV-SUPP-2-1

Information Only

REV.	BY	CHECKED	SUBMITTED	APPROVED	DATE
HARDWARE	IBM 5085	SOFTWARE	CADAM	USER	ISICNP
TENNESSEE VALLEY AUTHORITY					
BROWNS FERRY NUCLEAR PLANT					
UNIT 2					
REACTOR VESSEL					
VESSEL SUPPORTS					
DRAWN	PMB	SUBMITTED	APPROVED	SCALE	NTS
DATE		DATE	DATE		
CHECKED				SHEET	2 OF 2 SHEET(S)
DATE				DRAWING NO.	REV
				ISI-0415-C00	