



Nebraska Public Power District
Nebraska's Energy Leader

NLS2001014
February 1, 2001

U.S. Nuclear Regulatory Commission
Attention: Document Control Desk
Washington, D.C. 20555-0001

Gentlemen:

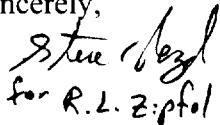
Subject: Emergency Plan Implementing Procedures
Cooper Nuclear Station, NRC Docket 50-298, DPR-46

Pursuant to the requirements of 10 CFR 50, Appendix E, Section V, "Implementing Procedures," Nebraska Public Power District is transmitting the following Emergency Plan Implementing Procedures (EPIPs):

EPIP 5.7.24	Revision 17	"Medical Emergency"
EPIP 5.7.27	Revision 16	"Alert and Notification System"
EPIP 5.7.27.2	Revision 3	"False Activation of Alert and Notification System Sirens"

Should you have any questions concerning this matter, please contact me.

Sincerely,



for R. L. Zipfel

R. L. Zipfel
Emergency Preparedness Manager

/nr
Enclosures

cc: Regional Administrator w/enclosures (2)
USNRC - Region IV

Senior Resident Inspector w/enclosures
USNRC

NPG Distribution w/o enclosures

AD45

Correspondence Number: NLS2001014

The following table identifies those actions committed to by the District in this document. Any other actions discussed in the submittal represent intended or planned actions by the District. They are described to the NRC for the NRC's information and are not regulatory commitments. Please notify the NL&S Manager at Cooper Nuclear Station of any questions regarding this document or any associated regulatory commitments.

[illegible]

<p style="text-align: center;"><u>CNS OPERATIONS MANUAL</u> EPIP 5.7.24</p> <p style="text-align: center;">MEDICAL EMERGENCY</p>	<p>USE: REFERENCE ☼ EFFECTIVE: 1/23/01 APPROVAL: SORC OWNER: J. A. BEDNAR DEPARTMENT: EP</p>
--	--

1.	PURPOSE	1
2.	PRECAUTIONS AND LIMITATIONS	1
3.	REQUIREMENTS	2
4.	ALL PERSONNEL (NPPD AND CONTRACTOR EMPLOYEES)	2
5.	SHIFT SUPERVISOR	3
6.	EMT PERSONNEL (OR FIRST-AID TRAINED STATION OPERATORS ON BACK SHIFT)	5
7.	RADIOLOGICAL PROTECTION PERSONNEL	6
8.	INCIDENT COMMANDER	7
9.	CNS AMBULANCE DRIVER	8
	ATTACHMENT 1 BODY MAP	9
	ATTACHMENT 2 NEMAHA COUNTY HOSPITAL ROUTE MAP	10
	ATTACHMENT 3 MEDICAL EMERGENCY CHECKLIST	11
	ATTACHMENT 4 INFORMATION SHEET	13

1. PURPOSE

This procedure is to be used if the Control Room is contacted to provide medical assistance for an individual who is injured or suddenly becomes ill on District property at Cooper Nuclear Station (CNS). Steps related to contamination control shall be omitted if it is determined that the patient is not contaminated.

2. PRECAUTIONS AND LIMITATIONS

- [] 2.1 This procedure is intended to be initiated by the Operations and Radiation Protection personnel on-shift. The Fire Brigade Leader (FBL) is typically designated the Incident Commander and the on-shift Chem/RP Technician initially fulfills the role of RP Technician. The Shift Supervisor maintains the reference copy of this procedure and is responsible for ensuring all actions are taken until control of the incident is transferred to the TSC Director, if applicable. Attachments should be distributed to responding personnel as time and circumstances permit.

- [] 2.2 This procedure intends that the Shift Supervisor maintain control of the medical emergency at all times, irrespective of ERO activation. However, under extenuating circumstances, the Shift Supervisor may formally delegate his responsibilities to the TSC Director after the initial actions have been completed. The TSC Director shall be in possession of the procedure and communication capabilities at the time of such delegation. The turnover of these responsibilities must be absolutely clear and the person delegated must accept ALL the Shift Supervisor's responsibilities as delineated in this procedure.
- [] 2.3 Nemaha County Hospital and the University of Nebraska Medical Center are trained in handling contaminated, injured personnel. Initial transport of contaminated personnel must go to one of these facilities.

3. REQUIREMENTS

- [] 3.1 The NPPD Emergency Plan for CNS does NOT need to be activated to use this procedure.
- [] 3.2 Ensure following equipment and materials are available:
 - [] 3.2.1 EMT medical bag and supplies, First-Aid kits.
 - [] 3.2.2 Radiological survey instrumentation.
 - [] 3.2.3 Site Communication Systems.

4. ALL PERSONNEL (NPPD AND CONTRACTOR EMPLOYEES)

- [] _____ When performing this procedure, minimize the spread of contamination if time and circumstances permit.
- [] 4.1 Upon discovering an injured or suddenly ill person, immediately render First-Aid for life threatening emergencies (i.e., stop severe bleeding, restore breathing, or provide CPR) and call for help.
- [] 4.2 Notify the Control Room by either radio, gaitronics, or telephone (extension 911, 5271, or 5253) and provide following information:
 - [] 4.2.1 Location of the injured or ill person. Be as specific as possible.
 - [] 4.2.2 The number of persons involved and their names, if known.
 - [] 4.2.3 A description of the patient's injury or illness and condition (i.e., whether conscious or unconscious).
 - [] 4.2.4 Radiological conditions in the area, if known.

- ☐ 4.2.5 Other emergency conditions present (i.e., fire, explosion, etc.).
- ☐ 4.3 Remain with the patient until assistance arrives unless hazardous conditions exist.

5. SHIFT SUPERVISOR

- ☐ _____ The Shift Supervisor must ensure Steps 5.1 through 5.6 or Attachment 3, Steps 1.1 through 1.6, are performed prior to transferring responsibility to another person. Steps may be performed in any logical order at the discretion of the Shift Supervisor.
- ☐ 5.1 Alert the EMTs and dispatch them to the location of the medical emergency.
 - ☐ 5.1.1 By EMT pager group 402-633-0930 or EMT e-mail pager group (primary means).
 - ☐ 5.1.2 By gaitronics announcement (alternate means).
- ☐ 5.2 Inform the EMTs of the emergency location and the number of EMTs, if known, already responding.
- ☐ 5.3 Designate the third responding EMT or an alternate person if three EMTs do not respond as the ambulance driver. Direct them to obtain keys to the ambulance from Access Control if necessary, start the ambulance, and monitor Frequency 3 for directions.
 - ☐ 5.3.1 In the absence of EMT qualified personnel, dispatch two First-Aid trained Station Operators to the emergency location to provide First-Aid.
- ☐ 5.4 If the patient is within a Radiologically Controlled Area or an emergency has been declared, dispatch the on-shift Chem/RP Technician to the scene with instrumentation suitable for frisking.
- ☐ 5.5 Dispatch the Fire Brigade Leader (or designate and dispatch an Incident Commander) to the scene with a communications device (radio or cellular phone).
- ☐ 5.6 Consider making a gaitronics announcement (typical example below) "Attention all station personnel, MEDICAL EMERGENCY, MEDICAL EMERGENCY, all personnel stay off gaitronics unless emergency-related". Repeat. This consideration should be based on the reported severity of the illness or injury, the number of patients involved, the need to transport, and the need to heighten the awareness of the medical emergency for general plant personnel.

- [] 5.7 Notify the Plant or Operations Manager of the situation. Their responsibility is to consider notifying the patient's family. This consideration should be based on the severity of the illness or injury, if patient is being transported, etc.
- [] 5.8 Establish communications with the Incident Commander. If radio communications are used, ensure Frequency 3 on portable radios (F2 on Consoles) are used, if possible.
- [] 5.9 Determine from the Incident Commander (FBL) if the patient will be transported and whether patient will be "non-contaminated" or "contaminated".
- [] 5.10 If patient will be transported, coordinate obtaining the appropriate ambulance to transport the patient to the Nemaha County Hospital.
 - [] 5.10.1 Non-contaminated transportation (order of preference, if available):
 - [] 5.10.1.1 CNS ambulance (must have EMT and driver available). Designate an ambulance driver if a third EMT is not standing by (EMTs are the preferred drivers).
 - [] 5.10.1.2 Off-site ambulance. Contact 911, request an ambulance.
 - [] 5.10.2 Contaminated transportation (order of preference, if available):
 - [] 5.10.2.1 CNS ambulance (must have EMT, Chem/RP, and driver available). Designate an ambulance driver if a third EMT is not standing by. EMTs are the preferred drivers.
 - [] 5.10.2.2 Off-site ambulance. Contact 911 and request an ambulance for a contaminated patient.
 - [] a. Auburn Rescue Squad.
 - [] b. Nemaha County Hospital Ambulance.
 - [] 5.10.3 Coordinate ambulance departure/arrival with station security.
- [] 5.11 If patient will be transported, contact the Nemaha County Hospital. Inform the Emergency Room Supervisor or Floor Supervisor a patient is coming from CNS. Ensure they understand the patient's radiological condition (non-contaminated or contaminated) and the estimated time of arrival (ETA).

- [] 5.12 Once the ambulance leaves the site, make a gaitronics announcement similar to the example below if the decision to make a gaitronics announcement was made at the initiation of the event:

"Attention all station personnel, the medical emergency is terminated, resume normal operations." REPEAT.

- [] 5.13 Verify if contact has been made with the patient's immediate family by the Plant or Operations Manager if the decision to perform notification was made.

6. EMT PERSONNEL (OR FIRST-AID TRAINED STATION OPERATORS ON BACK SHIFT)

- [] **NOTE** - When performing this procedure, minimize the spread of contamination to the extent practical based on the nature of the emergency. Medical treatment takes precedence over radiological controls. Steps may be performed in any logical order at the discretion of the EMT.

- [] 6.1 Upon pager activation or gaitronics page, contact the Control Room.

- [] 6.2 Respond swiftly but safely to the emergency scene with emergency response equipment or ambulance, as directed.

- [] 6.3 Take immediate control of the patient and advise the Incident Commander upon arrival, of the medical needs, and additional actions or equipment required at the scene.

- [] 6.4 Provide care to the patient until the individual is transferred to the hospital, you are relieved by equivalent or more advanced trained medical personnel, or treatment is complete.

- [] 6.5 Coordinate with Radiological Protection personnel. Weigh injuries against decontamination. Tell the RP Technician and Incident Commander whether decontamination will be performed.

- [] 6.6 If transport to the hospital is needed, inform the Incident Commander.

- [] 6.7 If the station ambulance is the method of transport, accompany the patient to the hospital.

- [] 6.8 Turn over care to the hospital or equivalent/more advanced medical personnel.

- [] 6.9 If patient was transported contaminated, ensure you are surveyed by Radiological Protection Personnel prior to return to the site unless another emergency dictates immediate EMT/ambulance need.

7. RADIOLOGICAL PROTECTION PERSONNEL

- [] 7.1 Respond swiftly to the scene with an E-140 or equivalent survey instrument and report to the Incident Commander.
- [] **NOTE** - Medical treatment takes precedence over radiological controls; however, minimize the radiological concerns whenever practical at the direction of the EMT or First-Aid provider in charge. Steps may be performed in any logical order at the discretion of the Chem/RP Technician.
- [] 7.2 Follow Radiological Protection practices, as much as possible, to prevent or minimize the spread of contamination.
- [] 7.3 Provide guidance to other team members with respect to Radiological Protection practices. Recommend possible methods of transporting the patient in a non-contaminated condition.
- [] 7.4 Notify the Incident Commander if additional Radiological Protection is required.
- [] 7.5 Coordinate radiological concerns with the Incident Commander (i.e., radiation levels, contamination levels, methods to minimize radiological concerns, etc.).
- [] 7.6 Survey the patient and surrounding area for radiological contamination. Inform the Incident Commander of survey results.
- [] 7.7 Particular attention should be given to the vicinity of the injury. Document the survey results. Attachment 1, or similar form, may be used for this purpose.
- [] 7.8 If the intent is to transport the patient in a non-contaminated state, survey all personnel not exiting through a portal monitor. This includes personnel leaving by ambulance.
- [] 7.9 Accompany any patient transported in a contaminated condition to the hospital.
- [] 7.10 Provide support to ambulance and hospital personnel to maintain control of radiological conditions. Request additional Radiological Protection personnel respond to the hospital with monitoring equipment if needed. Use Radiological Protection procedures to collect any contaminated material. Return all contaminated material to the station.
- [] 7.11 Survey all personnel treating or transporting a contaminated patient (doctors, nurses, EMTs, ambulance drivers, etc.).

8. INCIDENT COMMANDER

- [] **NOTE** - The Incident Commander shall be an individual designated by the Shift Supervisor. Normally the Fire Brigade Leader will function as the Incident Commander.
- [] 8.1 Obtain a portable radio or cellular phone.
- [] 8.2 Establish and maintain communications with the Control Room. If a radio is used, use F3 for portables or F2 on base units.
- [] 8.3 Proceed to the emergency location. Establish a control point in a safe non-contaminated area; close to the scene.
- [] 8.4 Act as liaison between the EMT, Radiological Protection, and the Control Room. Relay information and requests for additional equipment, supplies, or manpower to the Shift Supervisor or TSC Director.
- [] 8.5 Confer with the EMTs, First-Aid Providers, and Radiological Protection personnel to determine:
 - [] 8.5.1 Nature and extent of the injuries.
 - [] 8.5.2 Patient's name.
 - [] 8.5.3 Radiological concerns.
 - [] 8.5.4 Whether the patient will be transported to the hospital AND whether they will be non-contaminated or contaminated.
 - [] 8.5.4.1 Station ambulance. Non-contaminated or contaminated.
 - [] 8.5.4.2 Auburn Rescue Squad or Nemaha County Hospital Ambulance. Non-contaminated or contaminated.
 - [] 8.5.4.3 Nemaha, Brownville, or other rescue squad (non-contaminated patients only).
- [] 8.6 Coordinate with the Shift Supervisor the time of departure/arrival and location for the ambulance.
- [] 8.7 Ensure EMTs accompany patient to the hospital if the station ambulance is used.
- [] 8.8 If the patient is contaminated, ensure Radiological Protection personnel accompany the patient to assist in radiological concerns during transport and at the hospital.

- [] 8.9 Inform the Shift Supervisor when the ambulance leaves the site.
- [] 8.10 Request assistance and coordinate returning the accident scene to a normal condition.

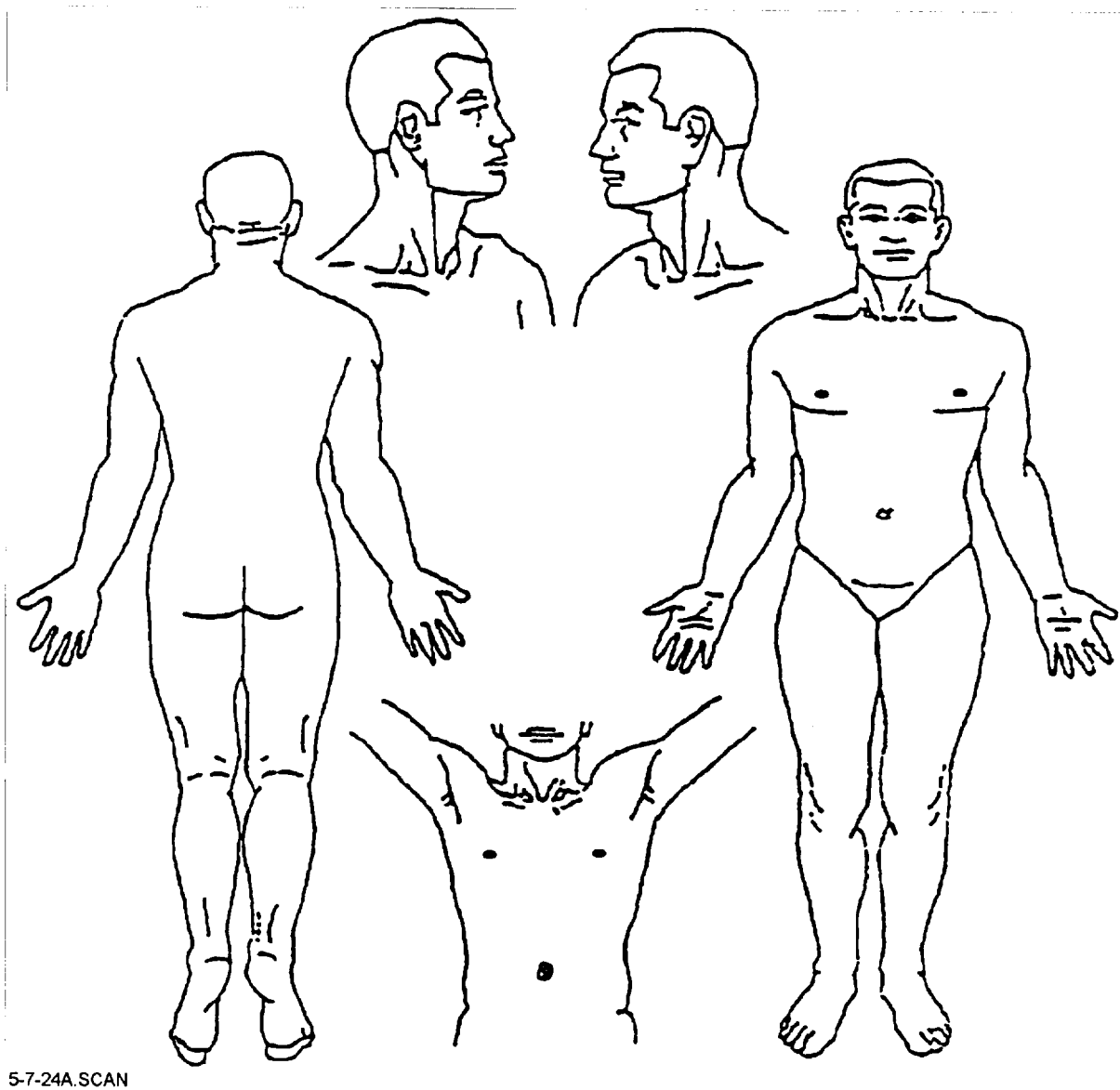
9. CNS AMBULANCE DRIVER

- [] 9.1 Obtain a key to the ambulance from Security Access Control.
- [] 9.2 Drive the ambulance to the plant location as directed by the Control Room or Incident Commander.
- [] 9.3 Be familiar with the route to the hospital per Attachment 2.
- [] 9.4 Drive the ambulance to the designated hospital in a safe manner.
- [] 9.5 Remain with the ambulance at the hospital until released by Radiological Protection personnel.

ATTACHMENT 1 BODY MAP

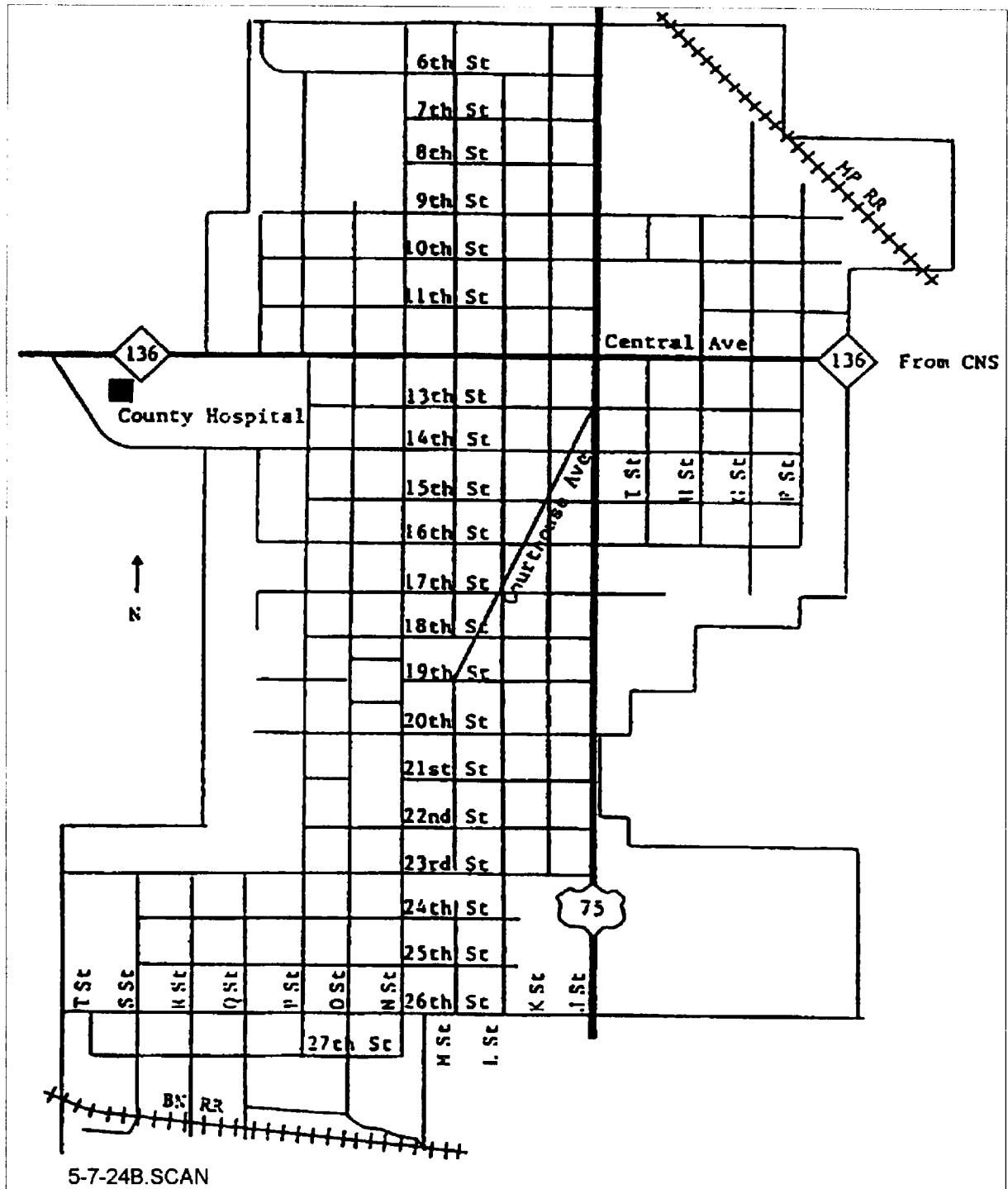
NAME: _____ TIME: _____ DATE: _____

Indicate Wounds and/or Contaminated Areas:



5-7-24A.SCAN

ATTACHMENT 2 NEMAHA COUNTY HOSPITAL ROUTE MAP



ATTACHMENT 3 MEDICAL EMERGENCY CHECKLIST
--

To be completed by the Shift Supervisor or his designee.

1. MEDICAL EMERGENCY CHECKLIST

- ☐ 1.1 Alert the EMTs. EMT group pager number is (402) 633-0930, the EMT E-mail pager group, or use gaitronics.
- ☐ 1.2 Inform the EMTs of the emergency location and the number of EMTs already responding.
- ☐ 1.3 Instruct the third EMT calling in to obtain the ambulance keys from Security access control, report to the ambulance, prepare it for use, and monitor Frequency 3 for further instructions. If a third EMT does not call in, designate an ambulance driver.
- ☐ 1.4 If the patient is within a Radiologically Controlled Area or an emergency has been declared, dispatch the on-shift RP Technician to the scene with instrumentation suitable for frisking.
- ☐ 1.5 Dispatch the Fire Brigade Leader or (a designee and an Incident Commander) to the scene with a communications device (cell phone or portable radio).
- ☐ 1.6 Consider making a gaitronics announcement as follows: **"ATTENTION ALL STATION PERSONNEL, MEDICAL EMERGENCY, MEDICAL EMERGENCY, ALL PERSONNEL STAY OFF GAITRONICS UNLESS EMERGENCY RELATED". REPEAT.** This consideration should be based on the reported severity of the illness or injury, the number of patients involved, the need to transport, and the need to heighten the awareness of the medical emergency for general plant personnel.
- ☐ **NOTE** - If the ERO has been activated, the remaining steps may be transferred to the TSC Director after adequate turnover has occurred.
- ☐ 1.7 Notify the Plant or Operations Manager of the situation.
- ☐ 1.8 Maintain communications with the Incident Commander (F3 on portable radios, F2 on base units).
- ☐ 1.9 If the patient is to be transported off-site, coordinate the ambulance location with the Incident Commander and contact Security to coordinate egress from the Protected Area.

ATTACHMENT 3 MEDICAL EMERGENCY CHECKLIST

- ☐ 1.10 If the station ambulance or a driver is unavailable, contact the Auburn Sheriff/Dispatcher by dialing 911 from the Control Room, or 274-3298, 274-3139, or 274-4977. The preferred method of transport for contaminated patients is the Auburn Rescue Squad with the Nemaha County Hospital Rescue Squad as a backup.
- ☐ 1.11 Coordinate the ambulance departure/arrival with station security.
- ☐ 1.12 Notify the Nemaha County Hospital of a patient in transit. Inform the Emergency Room Supervisor or Floor Supervisor of following:
- ☐ 1.12.1 Caller's name: _____ from Cooper Nuclear Station.
- ☐ 1.12.2 Telephone call-back number. The preferred number is (402) 825-4511 or (402) 825-5601 if control of the incident has been transferred to the TSC Director.
- ☐ 1.12.3 Whether the patient is radiologically contaminated: ☐ YES; ☐ NO
- ☐ 1.12.4 The nature of the injury or illness (if known): _____
- ☐ 1.12.5 Patient's name and age (if known): _____
- ☐ 1.12.6 Estimated time of ambulance arrival at the hospital: _____
- ☐ 1.13 Verify the Plant or Operations Manager made contact with the patient's immediate family if the decision to perform notification was made.
- ☐ 1.14 Make a gaitronics announcement terminating the medical emergency and returning the station to normal operations if the decision to make a gaitronics announcement was made at the initiation of the event.
- ☐ 1.15 An 8 hour report to the NRC is required by 10CFR50.72(b)(3)(xii) if a radioactively contaminated person is transported to an off-site medical facility for treatment.

EVENT NUMBER: _____

Route completed form to the Emergency Preparedness Department.

1. DISCUSSION

- 1.1 This procedure is a Reference Use procedure. The Shift Supervisor or TSC Director, as applicable, shall be responsible for ensuring that all applicable steps are performed. Checklists (attachments) are included to ensure that each activity is addressed. There may be instances where the Emergency Medical Team, using their best judgment, may deviate from the procedure to provide the best possible medical care.
- 1.2 During a medical emergency, the most important consideration is the health of the patient(s). Where practical, efforts to prevent or minimize the spread of contamination shall be practiced.
- 1.3 This procedure assumes that any patient within a Radiologically Controlled Area (RCA) is potentially contaminated. During a plant emergency, areas normally free of contamination, may be contaminated. Decontamination attempts per Procedure 9.RADOP.7 shall be consistent with the severity of the medical concerns and the medical care giver (EMT or First-Aid trained responder) is the final authority on whether decontamination will be attempted.
- 1.4 This procedure is applicable to CNS employees and contractor personnel.
- 1.5 Letters of agreement have been obtained from medical facilities and ambulance services to provide care and treatment to injured CNS personnel, including those who are potentially contaminated. Names and telephone numbers for these facilities can be found in the CNS Emergency Telephone Directory.
- 1.6 This procedure relies on the Incident Command structure. This structure is used by Control Room staff in response to station fires. Personnel other than Operations personnel may also be trained and used as Incident Commanders for medical emergencies.

2. REFERENCES

2.1 CODES AND STANDARDS

- 2.1.1 10CFR50.72(b)(3)(xii).
- 2.1.2 American National Red Cross, Multi-Media Standard First-Aid.
- 2.1.3 NPPD Emergency Plan for CNS.

2.1.4 NUREG 0654, Revision 1, Criteria for Preparation and Evaluation of Radiological Emergency Response Plans and Preparedness in Support of Nuclear Power Plants.


2.2 PROCEDURES

2.2.1 Emergency Plan Implementing Procedure 5.7.15, OSC Team Dispatch.

2.2.2 Radiological Protection Procedure 9.RADOP.7, Contamination Control.

2.3 MISCELLANEOUS

2.3.1 CNS Emergency Telephone Directory.

<p style="text-align: center;"><u>CNS OPERATIONS MANUAL</u> EPIP PROCEDURE 5.7.27</p> <p style="text-align: center;">ALERT AND NOTIFICATION SYSTEM</p>	<p>USE: REFERENCE </p> <p>EFFECTIVE: 1/22/01</p> <p>APPROVAL: SORC</p> <p>OWNER: R. L. ZIPFEL</p> <p>DEPARTMENT: EP</p>
--	--

1.	PURPOSE	1
2.	PRECAUTIONS AND LIMITATIONS	1
3.	REQUIREMENTS	1
4.	ALERT AND NOTIFICATION SYSTEM ACTIVATION	2
5.	EAS TONE ACTIVATED RADIOS	3
6.	ALERT AND NOTIFICATION SYSTEM ACTIVATION FROM CNS	3
7.	ALERT AND NOTIFICATION SYSTEM TESTING AND MAINTENANCE	4
ATTACHMENT 1	NEMAHA COUNTY SHERIFF - ACTIVATION OF ALERT AND NOTIFICATION SYSTEM	5
ATTACHMENT 2	RICHARDSON COUNTY SHERIFF - ACTIVATION OF ALERT AND NOTIFICATION SYSTEM	6
ATTACHMENT 3	ATCHISON COUNTY SHERIFF - ACTIVATION OF ALERT AND NOTIFICATION SYSTEM	7
ATTACHMENT 4	EAS MESSAGE - STAY TUNED	8
ATTACHMENT 5	EAS MESSAGE - IN-HOUSE SHELTERING	9
ATTACHMENT 6	EAS MESSAGE - EVACUATION	10
ATTACHMENT 7	EAS TONE ACTIVATED RADIO OPERATING INSTRUCTIONS	11
ATTACHMENT 8	INFORMATION SHEET	16

1. PURPOSE

The purpose of this procedure is to describe the Alert and Notification System within the Emergency Planning Zone (EPZ) of Cooper Nuclear Station (CNS). This system was established to meet prompt notification requirements for CNS.

2. PRECAUTIONS AND LIMITATIONS

- 2.1 The Alert and Notification System is to be activated only in the event of emergencies or for scheduled testing.

3. REQUIREMENTS

- 3.1 Ensure the following equipment and materials are available, as needed:

3.1.1 FIXED SIRENS (see on Attachment 8 for locations)

- 3.1.1.1 Eleven Federal signal thunderbolt electro-mechanical sirens.

- 3.1.1.2 Three ACA P-10 electro-mechanical sirens.
- 3.1.1.3 Six Whelen 2500 series electronic sirens.
- 3.1.1.4 Three Whelen 2800 series electronic sirens.
- 3.1.1.5 One Whelen 3000 series electronic siren.
- 3.1.1.6 Five Early Warning System encoders.
- 3.1.1.7 One Early Warning System status map and activity logger.

3.1.2 EMERGENCY ALERT SYSTEM (EAS) RADIOS

- 3.1.2.1 Approximately 750 tone-activated EAS radios are distributed to residents within the 10-mile EPZ, but outside the effective range of fixed sirens.

3.2 A SITE AREA or GENERAL EMERGENCY has been declared per Procedure 5.7.1. State and local governmental authorities have determined in accordance with their respective Radiological Emergency Response Plans that prompt notification of the public is necessary for implementation of protective actions.

4. ALERT AND NOTIFICATION SYSTEM ACTIVATION

_____ See Attachments 1, 2, and 3 for appropriate County Sheriff's procedures to activate the fixed sirens within the 10-mile EPZ.

- 4.1 Activation of the fixed sirens shall be accomplished by:
 - 4.1.1 Nemaha County Sheriff for all fixed sirens in Nebraska.
 - 4.1.2 Atchison County Sheriff for all fixed sirens in Missouri.
- 4.2 The Sheriffs are normally requested to sound the fixed sirens in their respective areas by local and/or state emergency response authorities. These authorities shall respond to a CNS emergency in accordance with their respective state and local Emergency Response Plans.

5. EAS TONE ACTIVATED RADIOS

_____ See Attachment 7 for EAS radio operating instructions.

- 5.1 Activation of the EAS radios is accomplished by the EAS transmitter stations; KFAB-1110 kHz AM, Omaha for Nebraska and KFEQ-680 kHz AM, St. Joseph for Missouri.
- 5.2 The EAS radios are constantly monitoring the broadcast frequencies of the EAS transmitter stations. Prior to these stations broadcast of an EAS message, a tone is transmitted from the station which activates each EAS radio's speaker. The emergency message is then transmitted through the EAS radio.
- 5.3 Once activated by EAS tones, an ALERT light on these receivers will flash until reset. The audio will continue until reset or will mute itself after 10 minutes, depending on the mode selected by the AUTO/MUTE switch.
- 5.4 The primary EAS station will be requested to broadcast an EAS message by local or state emergency response authorities. These authorities will have responded to a CNS emergency in accordance with their respective state and local Emergency Response Plans.
- 5.5 A battery test button is provided on each radio. If the radio operates normally after depressing this button, then both the activation circuit and DC power supply are good.
- 5.6 Should a tone-activated radio malfunction, a telephone number to call is posted on the radio to initiate corrective actions.

6. ALERT AND NOTIFICATION SYSTEM ACTIVATION FROM CNS

_____ Prompt notification of the public is required by off-site Radiological Emergency Response Plans at the SITE AREA and GENERAL EMERGENCY classifications. Activation of the Alert and Notification System (including EAS) will normally be accomplished by local governmental authorities upon notification by CNS.

- 6.1 If contacted by state and local authorities and a formal request is made for CNS to activate the Alert and Notification System, the Emergency Director determines if the Alert and Notification System shall be activated from the CNS EOF.
- 6.2 If the Emergency Director decides to activate the Alert and Notification System, he shall instruct the Emergency Preparedness Coordinator to activate the system.

_____ Specific, step-by-step instructions for activation of the Alert and Notification System and necessary EAS authentication codes are in glass boxes located in the EOF's Alert and Notification Room and Shift Supervisor's cubicle in the Control Room.

6.3 Immediately following siren activation, the CNS Emergency Director or a designee shall perform the following steps:

- 6.3.1 Obtain appropriate authentication codes for the EAS station(s) by breaking the glass box in the EOF Alert and Notification Room or the Control Room Shift Supervisor's cubicle.
- 6.3.2 Complete appropriate preformatted message (Attachment 4, 5, or 6).
- 6.3.3 Contact EAS station(s) via commercial telephone using the numbers listed in the Emergency Telephone Directory under "STATES" (KFAB in Nebraska and KFEQ in Missouri).
- 6.3.4 Provide appropriate authentication code.
- 6.3.5 Read preformatted message to the EAS station(s). The EAS station(s) will tape record this message and play it back when they activate their system to transmit the message.

7. ALERT AND NOTIFICATION SYSTEM TESTING AND MAINTENANCE

7.1 Responsibility for testing and maintenance of the Alert and Notification System equipment rests with Nebraska Public Power District.

- 7.1.1 If maintenance or repair of any of the system components is required, notify CNS personnel at (402) 825-3811 to initiate necessary repairs.
- 7.1.2 Reporting and correction of tone-activated radio malfunctions shall be conducted per Procedure 5.7.27.1.

ATTACHMENT 1	NEMAHA COUNTY SHERIFF - ACTIVATION OF ALERT AND NOTIFICATION SYSTEM
--------------	--

1. In the event of an emergency at CNS requiring the immediate notification of the public, the following procedure shall be utilized:

_____ The Shubert siren may also be sounded from Richardson County Sheriff's Office.

- 1.1 Sound the ALERT tone for sirens in the designated areas per instructions in the Nemaha County Radiological Emergency Response Plan For Nuclear Power Plant Incidents.
- 1.2 The sounding of these sirens alerts residents in these communities to tune to KFAB-1110 kHz AM for emergency information. Rural residences within the EPZ shall be alerted by EAS tone-activated radios when the EAS message is broadcast.
- 1.3 Contact the Indian Cave Park Ranger by radio or telephone and inform him of the reason for siren activation and actions to be taken.

ATTACHMENT 2 RICHARDSON COUNTY SHERIFF - ACTIVATION OF ALERT AND NOTIFICATION SYSTEM

1. In the event of an emergency at CNS requiring the immediate notification of the public, the Alert and Notification System siren at Shubert shall normally be activated from the Nemaha County Sheriff's Office. If Nemaha County is unable to activate the siren and you are requested by Nemaha County to activate, the following procedure shall be utilized:
 - 1.1 Sound the ALERT tone for the siren in Shubert per instructions in the Richardson County Emergency Response/Reception Plan for Nuclear Power Plant Incidents.
 - 1.2 The sounding of this siren alerts residents in this community to tune to KFAB-1110 kHz for emergency information. Rural residences within the EPZ shall be alerted by EAS tone-activated radios when the EAS message is broadcast.

ATTACHMENT 3 ATCHISON COUNTY SHERIFF - ACTIVATION OF ALERT AND NOTIFICATION SYSTEM

1. In the event of an emergency at CNS requiring the immediate notification of the public, the following procedure shall be utilized:
 - 1.1 Sound the ALERT tone for sirens in the designated areas per instructions in the Atchison County Nuclear Emergency Response Plan.
 - 1.2 The sounding of these sirens alerts residents in communities within the EPZ to tune to KFEQ-680 kHz AM for emergency information. Rural residences within the EPZ shall be alerted by EAS tone-activated radios when the EAS message is broadcast.

ATTACHMENT 4 EAS MESSAGE - STAY TUNED
--

(Initial notification, no action required, STAY TUNED)

(NOTE - Add or delete information as appropriate)

_____	/	_____	/	_____
Emergency Director		Date		Time

(Slowly and Clearly)

At approximately _____ (a.m./p.m.) today the Nebraska Public Power District declared a (SITE AREA EMERGENCY/GENERAL EMERGENCY) at Cooper Nuclear Station near Brownville, NE.

This Emergency classification was declared because of abnormal operating conditions which are affecting the level of safety within the plant. Conditions exist which could also affect the level of safety in the immediate vicinity of the plant.

The Nebraska Public Power District recommends that people within a 10 mile radius of the plant stay tuned to their local Emergency Alert System radio station for additional information.

REPEAT.

(NOTE - Add or delete information as appropriate)

_____/_____/_____
Emergency Director

Date

Time

(Slowly and Clearly)

At approximately _____ (a.m./p.m.) today the Nebraska Public Power District declared a (SITE AREA EMERGENCY/GENERAL EMERGENCY) at Cooper Nuclear Station near Brownville, NE.

The Nebraska Public Power District recommends that all persons within a 2 mile radius and 5 miles (provide current downwind direction) of the plant take shelter immediately.

If you live in this affected area, you should follow these specific in-house shelter instructions:

1. If you are outdoors, go inside immediately. Once inside, close all doors and windows. Turn off fans and close all outside air intakes.
2. If you have come in from outside, wash your hands and face as a minimum, particularly before eating any food. If possible, take a shower using cool or luke warm water. Wash any items of clothing you were wearing while outside.
3. Cover all open food containers.
4. Do not use your telephone unless it is absolutely necessary. Keep telephone lines open for emergencies.
5. Stay inside until you receive official notice that it is safe to go out. Stay tuned to your Emergency Alert Station for information and further instructions.

REPEAT.

ATTACHMENT 6 EAS MESSAGE - EVACUATION

(NOTE - Add or delete information as appropriate)

_____ Emergency Director	/	_____ Date	/	_____ Time
-----------------------------	---	---------------	---	---------------

(Slowly and Clearly)

At approximately _____ (a.m./p.m.) today the Nebraska Public Power District declared a GENERAL EMERGENCY at Cooper Nuclear Station near Brownville, NE. The Nebraska Public Power District recommends that all persons within a 2 mile radius and 5 miles (provide current downwind direction) of the plant evacuate immediately. All other persons living within a 10 mile radius of the plant should take shelter immediately.

If you live in this affected area, you should follow these specific evacuation instructions:

1. Remain calm. You are far more likely to be hurt acting in haste than you are by radioactivity.
2. Gather together personal items you may need (soap, towels, shaving articles, toothpaste, toothbrushes, toilet paper, sanitary supplies, eye glasses, dentures, credit cards, baby foods, disposable diapers). You may also have use for other supplies such as a portable radio, flashlight, batteries, and plastic or paper bags.
3. Do not forget prescription medicines and other medical supplies.
4. Provide for pets and livestock. Shelter them with food and water where possible.
5. Before leaving your home, shut off all appliances and lock all doors and windows.
6. Drive safely, using designated evacuation routes. Keep your car windows, air intakes, and/or air conditioning closed until you are well out of the affected area.
7. Proceed directly to your designated reception area where personnel will be available to help you find temporary living accommodations.

| STAY TUNED to this or another Emergency Alert System station for further information.

REPEAT.

ATTACHMENT 7 EAS TONE ACTIVATED RADIO OPERATING INSTRUCTIONS
--

_____ This Emergency Warning Monitor is provided for your safety by the Nebraska Public Power District.

1. OPERATION

- 1.1 Plug the unit in.
- 1.2 To turn the unit on, slide the switch on the back to ON (up) position and the ON/STANDBY switch on the front to ON (in) position. The green AC light should illuminate.
- 1.3 Set the volume.
- 1.4 Press and release the ON/STANDBY button. The unit is now in standby (button out).

2. BATTERY TEST/OPERATIONAL TEST

_____ The unit should be plugged in for several days to charge the battery before attempting this test.

- 2.1 Press the BATT TEST button.
- 2.2 The radio should come on and the red ALERT light should flash.

3. AUTO/MUTE SWITCH FUNCTION

- 3.1 With the switch in the ON (in) position, the switch will mute the audio about 10 minutes after an EAS activation or test. The ALERT light will continue to flash until reset.
- 3.2 With the switch in the OFF (out) position, the radio will continue to play until reset.

4. STORAGE

- 4.1 Any time the unit is to be unplugged, the slide switch on the back should be placed to the OFF (down) position to prevent battery drain.

ATTACHMENT 7 EAS TONE ACTIVATED RADIO OPERATING INSTRUCTIONS
--

ATTACHMENT 7	EAS TONE ACTIVATED RADIO OPERATING INSTRUCTIONS
--------------	--

ATTACHMENT 7 EAS TONE ACTIVATED RADIO OPERATING INSTRUCTIONS
--

ATTACHMENT 7	EAS TONE ACTIVATED RADIO OPERATING INSTRUCTIONS
--------------	--

1. DISCUSSION

- 1.1 The Alert and Notification System consists of fixed sirens covering areas of high population density and tone-activated Emergency Alert System (EAS) radios in the low population density rural areas.
- 1.2 The fixed siren system is composed of 24 pole mounted sirens located in or near the following locations:
 - 1.2.1 Nebraska:
 - 1.2.1.1 Peru - one siren in town.
 - 1.2.1.2 Brownville - one siren in town.
 - 1.2.1.3 Nemaha - one siren in town.
 - 1.2.1.4 Shubert - one siren in town.
 - 1.2.1.5 Indian Cave State Park - six sirens, throughout the park.
 - 1.2.1.6 Missouri River - two sirens; one siren near the Peru boat ramp and one siren at the CNS South Owner Controlled Area.
 - 1.2.2 Missouri:
 - 1.2.2.1 Watson - one siren near town.
 - 1.2.2.2 Rock Port - one siren in town.
 - 1.2.2.3 Phelps City - one siren in town.
 - 1.2.2.4 Langdon - one siren near town.
 - 1.2.2.5 Nishnabotna - one siren 3/4 mile west and one siren 1 3/4 mile south.
 - 1.2.2.6 Intersection of US-136 and I-29 - one siren near this intersection.
 - 1.2.2.7 Brickyard Hill Wildlife Area - three sirens throughout the area.

1.2.2.8 Missouri River - three sirens; one siren 3/4 mile north of mile marker 521, one siren 1/2 mile north of mile marker 539, and one siren 3/4 mile northeast of mile marker 526.

1.3 The fixed sirens are capable of producing from 115 to 125 dB of sound.

1.4 Tone-activated radios are made available to residences located within the rural EPZ areas outside the hearing range of the fixed sirens. These radios are pretuned to the Primary Emergency Alert Stations for each State (KFAB-1110 kHz AM Omaha, for Nebraska and KFEQ-680 kHz AM St. Joseph, for Missouri) and are automatically activated when the EAS station sounds the EAS tones. These radios also have battery backup power.

2. REFERENCES

2.1 CODES AND STANDARDS

2.1.1 CNS Alert and Notification Design Report.

2.1.2 CNS Emergency Planning Information Booklet.

2.1.3 NPPD Emergency Plan for CNS.

2.1.4 NUREG 0654/FEMA-REP-1, Revision 1, Criteria for Preparation and Evaluation of Radiological Emergency Response Plans and Preparedness in Support of Nuclear Power Plants.

2.2 PROCEDURES

2.2.1 Emergency Plan Implementing Procedure 5.7.1, Emergency Classification.

2.2.2 Emergency Plan Implementing Procedure 5.7.6, Notification.

2.2.3 Emergency Plan Implementing Procedure 5.7.20, Protective Action Recommendation.

2.2.4 Emergency Plan Implementing Procedure 5.7.27.1, EAS Tone-Activated Radio Malfunction.

2.3 MISCELLANEOUS

2.3.1 QA Observation 93-05A.

CNS OPERATIONS MANUAL EPID 5.7.27.2 FALSE ACTIVATION OF ALERT AND NOTIFICATION SYSTEM SIRENS	USE: INFORMATION ☹ EFFECTIVE: 1/23/01 APPROVAL: SORC OWNER: J. G. KELSAY DEPARTMENT: EP
---	--

1.	PURPOSE	1
2.	PRECAUTIONS AND LIMITATIONS	1
3.	REQUIREMENTS	1
4.	INITIAL NOTIFICATION OF FALSE SIREN SOUNDING	2
5.	NOTIFICATION OF CNS EMERGENCY PREPAREDNESS	2
6.	CNS EMERGENCY PREPAREDNESS COORDINATOR RESPONSE	2
	ATTACHMENT 1 INFORMATION SHEET	5

1. PURPOSE

This procedure provides a method of notifying appropriate personnel of the Nebraska Public Power District (NPPD) of false activation of the Alert and Notification System sirens associated with Cooper Nuclear Station (CNS) and for disseminating information regarding such false siren activations to the public in the vicinity of CNS. Instructions for CNS Control Room personnel, CNS Emergency Preparedness Coordinator, Public Affairs Duty Officer (PADO), local law enforcement personnel and Emergency Alert System (EAS) radio station personnel are provided.

2. PRECAUTIONS AND LIMITATIONS

- 2.1 Accuracy in understanding a notification message is extremely important. Be sure that the receiver of each message understands its contents.
- 2.2 Carefully dial pager numbers and call-back numbers.
- 2.3 Take accurate notes concerning actions taken.
- 2.4 - eight-hour reportable with major loss of Emergency Notification System or offsite notification system.
- 2.5 - four-hour reportable if any event related to the health and safety of the public for which a news release is planned.

3. REQUIREMENTS

- 3.1 Reports and verification of unwanted activation of the Alert and Notification System sirens associated with CNS.

3.2 Ensure following equipment and materials are available, as needed:

3.2.1 Pagers, telephones, and siren feedback system.

4. INITIAL NOTIFICATION OF FALSE SIREN SOUNDING

4.1 Call is received at CNS, local law enforcement agency or EAS radio station that one or more of the Alert and Notification System sirens are sounding.

4.2 Person receiving initial call regarding siren sounding should obtain as much information as possible such as location of siren(s), how long siren(s) have been sounding, name and phone number of caller, etc.

4.3 Person receiving call shall contact the on-call CNS Emergency Preparedness Coordinator per Section 5 and relay information regarding siren sounding.

5. NOTIFICATION OF CNS EMERGENCY PREPAREDNESS

5.1 The on-call CNS Emergency Preparedness Coordinator shall be contacted by pager by calling (402) 633-0029.

5.1.1 A computerized voice will ask "Please Enter Your Numeric Message After The Tone".

5.1.2 Enter the phone number where you can be reached.

5.1.3 Hang-up and wait for a return call from the on-call CNS Emergency Preparedness Coordinator.

6. CNS EMERGENCY PREPAREDNESS COORDINATOR RESPONSE

6.1 When contacted, the CNS Emergency Preparedness Coordinator shall do the following:

6.1.1 Obtain as much detail about the false activation of the Alert and Notification System sirens as the caller can give. As appropriate, make other calls to determine the current status of the system (are sirens still sounding?), the cause, and extent of the false activation.

6.1.2 If the cause of the false activation cannot be determined from information received in the call or several sirens are involved, report to the EOF and obtain additional information utilizing the Alert and Notification Feedback System.

6.1.3 Contact the Shift Supervisor, ensure there is no plant problem, and advise him of the details of the situation, if he is unaware. Keep the Shift Supervisor advised of the circumstances of the event.

- 6.1.4 Contact the appropriate Sheriffs Departments and find out what they know about the false activation. Inform them of the details of the false activation and possible effect, if they are unaware.
- 6.1.4.1 Nemaha County Sheriff (402) 274-3298
- 6.1.4.2 Richardson County Sheriff (402) 245-2479
- 6.1.4.3 Atchison County Sheriff (660) 744-6271
- 6.1.5 If the magnitude of the false activation is deemed by the CNS Emergency Preparedness Coordinator to be significant, he shall contact the Emergency Preparedness Manager. A determination shall then be made as to NRC reportability of the false activation.
- 6.1.5.1 Refer the Emergency Preparedness Manager to 10CFR50.72 notification of NRC per Steps 2.4 and 2.5.
- 6.1.6 If directed by Emergency Preparedness Manager, contact the Shift Supervisor and instruct him to notify NRC via ENS telephone. Inform NRC of the situation, provide a call-back number, and ask if any follow-up notifications are required.
- 6.1.7 A determination shall also be made with the Emergency Preparedness Manager as to the notification of the public through the Emergency Alert System (EAS) of the Alert and Notification System sirens activation being FALSE.
- 6.1.8 If directed, contact the appropriate EAS radio stations:
- 6.1.8.1 Nebraska - KFAB (1110 AM)
- 6.1.8.2 Missouri - KFEQ (680 AM)
- 6.1.8.3 Telephone numbers are located in the Emergency Telephone Directory.
- 6.1.9 Verification codes are contained in the glass box in the Shift Supervisor's cubical in the Control Room and in the Alert and Notification System room in the EOF.

6.1.10 Inform EAS stations of the situation and have them air the following message as a Public Service Announcement (similar to a school closing message):

6.1.10.1 "A problem with the Alert and Notification System in the vicinity of Cooper Nuclear Station caused the sirens to sound at approximately ____ (a.m. / p.m.) today. According to Nebraska Public Power District officials this was a false siren activation. There is not a problem with the plant and there is no threat to the public. The sirens should not have sounded. The cause of the false siren activation is under investigation."

6.1.11 Contact the Public Affairs Duty Officer (PADO) by calling (402) 633-0029.

6.1.11.1 A recorded voice will ask "Please Enter Your Numeric Message After The Tone".

6.1.11.2 Enter the phone number where you can be reached.

6.1.11.3 Hang-up and wait for a return call from the on-call Public Affairs Duty Officer (PADO).

6.1.12 When PADO returns call, relay information regarding:

6.1.12.1 The details of the false activation.

6.1.12.2 The content of any EAS message.

6.1.12.3 The status of any NRC notifications.

6.1.12.4 The need for any news releases by Public Affairs.

6.1.13 If repairs to the Alert and Notification System sirens are required, NPPD Communications Department personnel shall be contacted by the CNS Emergency Preparedness Department.

1. DISCUSSION

- 1.1 In the event of a false activation of the Alert and Notification System sirens associated with CNS it is expected that members of the public would contact CNS, local law enforcement agencies, or their Emergency Alert System (EAS) radio station for information. When NPPD employee is made aware of a false activation by one of the above agencies, or the public, the NPPD employee shall contact the on-call CNS Emergency Preparedness Coordinator.
- 1.2 The CNS Emergency Preparedness Coordinator gathers information from various sources to determine the status, cause, and size of area affected by the false activation of the Alert and Notification System. The CNS Emergency Preparedness Coordinator also determines to what extent the public is affected by the false activation.
- 1.3 The CNS Emergency Preparedness Coordinator, depending upon the situation, contacts CNS personnel, NPPD Corporate personnel, local law enforcement agencies, and if necessary, members of the public. News media, as well as the NRC, may also be contacted per direction and after consultation with Senior Management. Decisions affecting the response of NPPD to the false activation of the Alert and Notification System sirens shall be based on the magnitude and consequences of the false activation.
- 1.4 NPPD Communications Department personnel shall be notified by the CNS Emergency Preparedness Department if repairs to the Alert and Notification System sirens are necessary.

2. REFERENCES

2.1 CODES AND STANDARDS

- 2.1.1 10CFR50.72, Immediate Notification Requirements for Operating Nuclear Power Reactors.

2.2 MISCELLANEOUS

- 2.2.1 NRC Information Notice 90-34, Response to False Siren Activations.