



November 13, 2000

L-2000-227
10 CFR 50.55a
10 CFR 50.36

U. S. Nuclear Regulatory Commission
Attn: Document Control Desk
Washington, DC 20555

Re: St. Lucie Unit 2
Docket No. 50-389
Inservice Inspection Program
Second Interval Second Period
Owner's Activity Report

Enclosed are the St. Lucie Unit 2 inservice inspection (ISI) second interval, second period, ASME Section XI Form OAR-1, Owner's Activity Reports. The second period ended on August 7, 2000. The enclosed OAR-1 Forms implement Code Case N-532. This code case, approved by the NRC for St. Lucie Units 1 and 2, on November 6, 1995, provides an alternative to the requirements of ASME Section XI, Sections IWA-4910 (d); IWA-6210 (c), (d), and (e); IWA-6220 (b), (c), and (d); and IWA-6240 (b). The OAR-1 reports are prepared and certified upon completion of each refueling outage and submitted following the end of each inspection period. There were three refueling outages in the St. Lucie Unit 2 ISI second interval, second period.

The attached OARs each consist of 3 tables as required by the implementation requirements of Code Case N-532. Table 1 is an abstract of examinations and tests performed during each refueling outage in the second period and identifies the percent of ISI examinations completed as required by ASME Section XI, Program B and applicable relief requests. Table 2 is a listing of items with flaws or relevant conditions that required evaluation for continued service and that were identified during the performance of ASME Section XI examinations during each refueling outage in the second period. Table 3 is an abstract of repairs, replacements, or corrective measures required for continued service for each refueling cycle of operation in the second period.

A047

St. Lucie Unit 2
Docket No. 50-389
L-2000-227 Page 2

Enclosure 1 is the OAR-1 report for St. Lucie Unit 2 cycle SL2-9. Enclosure 2 is the OAR-1 report for St. Lucie Unit 2 cycle SL2-10. Enclosure 3 is the OAR-1 report for St. Lucie Unit 2 cycle SL2-11. Should there be any questions, please contact us.

Very truly yours,

A handwritten signature in black ink, appearing to read "Rajiv S. Kundalkar". The signature is fluid and cursive, with the first name "Rajiv" being more prominent.

Rajiv S. Kundalkar
Vice President
St. Lucie Plant

RSK/GRM

Enclosures

cc: Regional Administrator, Region II, USNRC
Senior Resident Inspector, USNRC, St. Lucie Plant

St. Lucie Unit 2
Docket No. 50-389
L-2000-227 Enclosure 1

St. Lucie Unit 2 Cycle SL2-9
Inservice Inspection Program
Second Interval Second Period
ASME FORM OAR-1
Owner's Activity Report

Form OAR-1 Owner's Activity Report

Report Number: ISI-PSL-2-97

Owner: Florida Power and Light Company
P.O. Box 529100
Miami, Florida 33152

Plant: St. Lucie Nuclear Power Plant Unit 2
6501 South Highway A1A
Jensen Beach, Florida 34957

Commercial Service Date: August 8, 1983

Refueling Outage No.: SL2-10

Current Inspection Interval: Second

Current Inspection Period: Second

Edition and Addenda of Section XI applicable to the inspection plan: 1989 Edition, no addenda, and for section IWE, 1992 Edition with addenda through 1992.

Date and Revision of inspection plan: January 30, 1997, Rev. 1

Edition and Addenda of Section XI applicable to repairs and replacements, if different than the inspection plan: Same

CERTIFICATE OF CONFORMANCE

I certify that the statements made in the Owners Activity Report are correct, and that the examinations, tests, repairs, replacements, evaluations, and corrective measures represented by this report conform to the requirements of Section XI.

Certificate of Authorization No.: N/A

Expiration Date: N/A

Signed JWL Date 11/19/97
Owner or Owner's Designee, Title

CERTIFICATE OF INSERVICE INSPECTION

I, the undersigned, holding a valid commission issued by the National Board of Boiler and Pressure Vessel Inspectors and the State or Province of Florida and employed by Arkwright of Waltham, MA have inspected the items described in this Owner's Activity Report, during the period April 14, 1997 to May 25, 1997, and state that to the best of my knowledge and belief, the Owner has performed all activities represented by this report in accordance with the requirements of Section XI.

By signing this certificate, neither the Inspector nor his employer makes any warranty, expressed or implied, concerning the examinations, tests, repairs, replacements, evaluations, and corrective measures described in this report. Furthermore, neither the inspector nor his employer shall be liable in any manner for any personal injury or property damage or loss of any kind arising from or connected with this inspection.

Inspector's Signature Charles A. Lillis

Commissions NB 7719
National Board, State, Province, and Endorsements

Date 11-19-97

TABLE 1
ABSTRACT OF EXAMINATIONS AND TESTS

Examination Category	Total Examinations Required for the Interval	Total Examinations Credited for this Period	Total Examinations Credited (%) for the Period	Total Examinations Credited (%) to Date for the Interval	Remarks
B-A	26	0	0%	19%	Majority of examinations scheduled for 2nd outage of 2nd period
B-B	9	5	56%	100%	
B-D	36	6	17%	50%	
B-E	9	3	33%	66%	
B-F	31	7	23%	67%	
B-G-1	6	0	0%	34%	
B-G-2	22	3	14%	45%	
B-H	Code Case N-509 applies. Category B-H items are included with B-K				
B-J	133	36	27%	61%	
B-K	4	1	25%	50%	Code Case N-509 applies
B-L-1	2	0	0	0	
B-L-2	1	0	0	0	
B-M-1	0	0	0	0	
B-M-2	4	2	50%	75%	
B-N-1	8	0	0	33%	Each item must be examined each period
B-N-2	22	0	0	0	
B-N-3	6	0	0	0	
B-O	0	0	0	0	No category B-O items
B-P	System pressure tests were performed in accordance with plant procedures.				
B-Q	Steam Generator tubing is examined in accordance with Plant Technical Specifications. See the NIS-BB for details.				
C-A	9	0	0	22%	
C-B	8	0	0	25%	
C-C	9	1	11%	44%	Code Case N-509 applies
C-D	0	0	0	0	No category C-D items
C-F-1	106	22	21%	52%	
C-F-2	12	6	50%	67%	
C-G	0	0	0	0	No category C-G items
C-H	System pressure tests were performed in accordance with plant procedures.				
D-A	20	5	25%	60%	Code Case N-509 for integral attachments only
D-A	System pressure tests were performed in accordance with plant procedures.				
D-B	System pressure tests were performed in accordance with plant procedures.				
D-C	System pressure tests were performed in accordance with plant procedures.				

Examination Category	Total Examinations Required for the Interval	Total Examinations Credited for this Period	Total Examinations Credited (%) for the Period	Total Examinations Credited (%) to Date for the Interval	Remarks
IWE	The St. Lucie IWE plan is not complete. Results will be presented in a future report.				
F-A	171	48	28%	54%	Code Case N-491 applies
IWL	St. Lucie does not have a concrete containment. No examinations are required.				

LER 93-04 Report

FPL conducted Visual (VT-1) and Ultrasonic examination of the Pressurizer Upper Head Steam Space Instrumentation nozzles. These examinations were conducted to monitor the progression of the existing flaws over the service life of the component. No indications of leakage were noted.

TABLE 2
ITEMS WITH FLAWS OR RELEVANT CONDITIONS THAT
REQUIRED EVALUATION FOR CONTINUED SERVICE

Examination Category	Item Number	Item Description	Flaw Characterization (IWA-3300)	Flaw or Relevant Condition Found During Scheduled Section XI Examination or Test (Yes or No)

There were no flaws or relevant conditions that required evaluation for continued service.

TABLE 3

ABSTRACT OF REPAIRS, REPLACEMENTS, OR CORRECTIVE MEASURES
REQUIRED FOR CONTINUED SERVICE

**ABSTRACT OF REPAIRS, REPLACEMENTS, OR CORRECTIVE MEASURES
REQUIRED FOR CONTINUAL SERVICE
PSL 2**

QI 10-PR/PSL-8
Appendix E

Code Class	Repair, Replacement or Corrective Measure	Item Description	Description of Work	Flaw or Relevant Condition Found During Scheduled ISI Exam or Test ?	Date Complete	Repair/ Replacement Plan Number
3	Repair: <input type="checkbox"/> Replacement: <input checked="" type="checkbox"/> Corrective Measure:	ICW PP 2A	Replace various pump parts as described below. Major overhaul. Reference CR 96-2845	YES / NO: NO	05/30/97 Interval #2 Period #2	SL-2-9- 001
3	Repair: <input type="checkbox"/> Replacement: <input checked="" type="checkbox"/> Corrective Measure:	V2531	Replace disc and nozzle due to leakage	YES / NO: NO	05/30/97 Interval #2 Period #2	SL-2-9- 002
2	Repair: <input type="checkbox"/> Replacement: <input checked="" type="checkbox"/> Corrective Measure:	FCV-25-36	NPWO cancelled 4/23/96.	YES / NO: NO	05/30/97 Interval #2 Period #2	SL-2-9- 003
2	Repair: <input type="checkbox"/> Replacement: <input checked="" type="checkbox"/> Corrective Measure:	CHG PP 2A	Replace fluid block bolting which was galled during removal.	YES / NO: NO	05/30/97 Interval #2 Period #2	SL-2-9- 004

**ABSTRACT OF REPAIRS, REPLACEMENTS, OR CORRECTIVE MEASURES
REQUIRED FOR CONTINUAL SERVICE
PSL 2**

QI 10-PR/PSL-8
Appendix E

Code Class	Repair, Replacement or Corrective Measure	Item Description	Description of Work	Flaw or Relevant Condition Found During Scheduled ISI Exam or Test ?	Date Complete	Repair/ Replacement Plan Number
	Repair: <input type="checkbox"/> Replacement: <input checked="" type="checkbox"/> Corrective Measure:	V-2167	NPWO Scope change canceled 7/21/96.	YES / NO: NO	05/30/97 Interval #2 Period #2	SL-2-9- 005
2	Repair: <input type="checkbox"/> Replacement: <input checked="" type="checkbox"/> Corrective Measure:	V-2167	Replace valve due to casing void noted in the existing valve body-	YES / NO: NO	05/30/97 Interval #2 Period #2	SL-2-9- 006
2	Repair: <input type="checkbox"/> Replacement: <input checked="" type="checkbox"/> Corrective Measure:	V2169	Replace check valve bonnet due to thread damage which occurred during disassembly for inspection.	YES / NO: NO	05/30/97 Interval #2 Period #2	SL-2-9- 007
3	Repair: <input type="checkbox"/> Replacement: <input checked="" type="checkbox"/> Corrective Measure:	V08130	Replace disc in valve SN 830871-1-1. Original disc was previously removed for installation in a alternate tag location. Reference WO 94025126	YES / NO: NO	05/30/97 Interval #2 Period #2	SL-2-9- 008

**ABSTRACT OF REPAIRS, REPLACEMENTS, OR CORRECTIVE MEASURES
REQUIRED FOR CONTINUAL SERVICE
PSL 2**

QI 10-PR/PSL-8
Appendix E

Code Class	Repair, Replacement or Corrective Measure	Item Description	Description of Work	Flaw or Relevant Condition Found During Scheduled ISI Exam or Test ?	Date Complete	Repair/ Replacement Plan Number
2	Repair: <input type="checkbox"/> Replacement: <input checked="" type="checkbox"/> Corrective Measure:	V3463	Remove/replace sealweld for trouble shooting valve. NPWO cancelled 5/16/97.	YES / NO: NO	05/30/97 Interval #2 Period #2	SL-2-9- 009
2	Repair: <input type="checkbox"/> Replacement: <input checked="" type="checkbox"/> Corrective Measure:	CHG PP 2C	Replace fluid block assembly and bolting due to leakage.	YES / NO: NO	05/30/97 Interval #2 Period #2	SL-2-9- 010
2	Repair: <input type="checkbox"/> Replacement: <input checked="" type="checkbox"/> Corrective Measure:	V2168	Replace valve per CRN 037-296-643 due to unsatisfactory internal valve irregularities, resulting in difficulties in valve closure.	YES / NO: NO	05/30/97 Interval #2 Period #2	SL-2-9- 011
3	Repair: <input type="checkbox"/> Replacement: <input checked="" type="checkbox"/> Corrective Measure:	CCW HX 2A	Replace head to shell flange bolting due to corrosion	YES / NO: NO	05/30/97 Interval #2 Period #2	SL-2-9- 012

**ABSTRACT OF REPAIRS, REPLACEMENTS, OR CORRECTIVE MEASURES
REQUIRED FOR CONTINUAL SERVICE
PSL 2**

QI 10-PR/PSL-8
Appendix E

Code Class	Repair, Replacement or Corrective Measure	Item Description	Description of Work	Flaw or Relevant Condition Found During Scheduled ISI Exam or Test ?	Date Complete	Repair/ Replacement Plan Number
3	Repair: <input type="checkbox"/> Replacement: <input checked="" type="checkbox"/> Corrective Measure:	CCW HX 2B	Cancelled - materials not used.	YES / NO: NO	05/30/97 Interval #2 Period #2	SL-2-9- 013
2	Repair: <input type="checkbox"/> Replacement: <input checked="" type="checkbox"/> Corrective Measure:	HCV-3627	Remove/replace body to bonnet seal weld to facilitate valve repair.	YES / NO: NO	05/30/97 Interval #2 Period #2	SL-2-9- 014
2	Repair: <input type="checkbox"/> Replacement: <input checked="" type="checkbox"/> Corrective Measure:	V3414	remove/replace body to bonnet seal weld to facilitate valve repair.	YES / NO: NO	05/30/97 Interval #2 Period #2	SL-2-9- 015
3	Repair: <input type="checkbox"/> Replacement: <input checked="" type="checkbox"/> Corrective Measure:	CW-11	canceled not installed	YES / NO: NO	05/30/97 Interval #2 Period #2	SL-2-9- 016

**ABSTRACT OF REPAIRS, REPLACEMENTS, OR CORRECTIVE MEASURES
REQUIRED FOR CONTINUAL SERVICE
PSL 2**

QI 10-PR/PSL-8
Appendix E

Code Class	Repair, Replacement or Corrective Measure	Item Description	Description of Work	Flaw or Relevant Condition Found During Scheduled ISI Exam or Test ?	Date Complete	Repair/ Replacement Plan Number
------------	---	------------------	---------------------	--	---------------	---------------------------------

1	Repair: <input type="checkbox"/> Replacement: <input checked="" type="checkbox"/> Corrective Measure:	SE-02-1	Remove and replace existing body to bonnet seal weld	YES / NO: NO	05/30/97 Interval #2 Period #2	SL-2-9- 017
---	---	---------	--	-----------------	--	-------------

2	Repair: <input type="checkbox"/> Replacement: <input checked="" type="checkbox"/> Corrective Measure:	SE-03-2A	Remove and replace existing body to bonnet seal weld.	YES / NO: NO	05/30/97 Interval #2 Period #2	SL-2-9- 018
---	---	----------	---	-----------------	--	-------------

1	Repair: <input type="checkbox"/> Replacement: <input checked="" type="checkbox"/> Corrective Measure:	V1200	New modified block valve design to replace existing valve.	YES / NO: NO	05/30/97 Interval #2 Period #2	SL-2-9- 019
---	---	-------	--	-----------------	--	-------------

1	Repair: <input type="checkbox"/> Replacement: <input checked="" type="checkbox"/> Corrective Measure:	V1201	New modified block valve design to replace existing valves	YES / NO: NO	05/30/97 Interval #2 Period #2	SL-2-9- 020
---	---	-------	--	-----------------	--	-------------

**ABSTRACT OF REPAIRS, REPLACEMENTS, OR CORRECTIVE MEASURES
REQUIRED FOR CONTINUAL SERVICE
PSL 2**

QI 10-PR/PSL-8
Appendix E

Code Class	Repair, Replacement or Corrective Measure	Item Description	Description of Work	Flaw or Relevant Condition Found During Scheduled ISI Exam or Test ?	Date Complete	Repair/ Replacement Plan Number
1	Repair: <input type="checkbox"/> Replacement: <input checked="" type="checkbox"/> Corrective Measure:	V1202	New modified block valve design to replace existing valve.	YES / NO: NO	05/30/97 Interval #2 Period #2	SL-2-9- 021
2	Repair: <input type="checkbox"/> Replacement: <input checked="" type="checkbox"/> Corrective Measure:	HCV-3627	Replace disc stem assembly due to seat leakage (freeze seal) Cancelled - materials not used	YES / NO: NO	05/30/97 Interval #2 Period #2	SL-2-9- 022
1	Repair: <input type="checkbox"/> Replacement: <input checked="" type="checkbox"/> Corrective Measure:	V1247	Replace Disc Stem Assembly due to seat leakage (freeze seal) on 2" Globe Valve. Cancelled - materials not used	YES / NO: NO	05/30/97 Interval #2 Period #2	SL-2-9- 023
1	Repair: <input type="checkbox"/> Replacement: <input checked="" type="checkbox"/> Corrective Measure:	V3259	Replace disc due to seat leakage .	YES / NO: NO	05/30/97 Interval #2 Period #2	SL-2-9- 024

**ABSTRACT OF REPAIRS, REPLACEMENTS, OR CORRECTIVE MEASURES
REQUIRED FOR CONTINUAL SERVICE
PSL 2**

QI 10-PR/PSL-8
Appendix E

Code Class	Repair, Replacement or Corrective Measure	Item Description	Description of Work	Flaw or Relevant Condition Found During Scheduled ISI Exam or Test ?	Date Complete	Repair/ Replacement Plan Number
1	Repair: <input type="checkbox"/> Replacement: <input checked="" type="checkbox"/> Corrective Measure:	V3247	Replace disc & bonnet bolting due to seat leakage (freeze seal 12") Canceled material not used	YES / NO: NO	05/30/97 Interval #2 Period #2	SL-2-9- 025
1	Repair: <input type="checkbox"/> Replacement: <input checked="" type="checkbox"/> Corrective Measure:	V3480	Replace one bonnet stud and nut damaged during removal.	YES / NO: NO	05/30/97 Interval #2 Period #2	SL-2-9- 026
3	Repair: <input type="checkbox"/> Replacement: <input checked="" type="checkbox"/> Corrective Measure:	V21402	Remove valve, replaced bonnet per CR-97-0737 and disc due to damaged seating surface. Reinstall valve per CRN 6842. Also replace sealweld.	YES / NO: NO	05/30/97 Interval #2 Period #2	SL-2-9- 027
3	Repair: <input type="checkbox"/> Replacement: <input checked="" type="checkbox"/> Corrective Measure:	V21403	NPWO cancelled 4/25/97.	YES / NO: NO	05/30/97 Interval #2 Period #2	SL-2-9- 028

**ABSTRACT OF REPAIRS, REPLACEMENTS, OR CORRECTIVE MEASURES
REQUIRED FOR CONTINUAL SERVICE
PSL 2**

QI 10-PR/PSL-8
Appendix E

Code Class	Repair, Replacement or Corrective Measure	Item Description	Description of Work	Flaw or Relevant Condition Found During Scheduled ISI Exam or Test ?	Date Complete	Repair/ Replacement Plan Number
1	Repair: <input type="checkbox"/> Replacement: <input checked="" type="checkbox"/> Corrective Measure:	V3526	Replace disc due to seat leakage and studs and nuts if damaged during disassembly. (3" 1500# CHECK) freeze seal) Cancelled - materials not used	YES / NO: NO	05/30/97 Interval #2 Period #2	SL-2-9- 029
3	Repair: <input type="checkbox"/> Replacement: <input checked="" type="checkbox"/> Corrective Measure:	ICW PP 2B SJ-21-4B	Replace nuts on expansion joint with reduced nut thickness due to interference. Reference STAR# 951934 & CRN-6650.	YES / NO: NO	05/30/97 Interval #2 Period #2	SL-2-9- 030
3	Repair: <input type="checkbox"/> Replacement: <input checked="" type="checkbox"/> Corrective Measure:	ICW PP 2C SJ-21-4C	Replace nuts on expansion joint with reduced nut thickness due to interference . REF. STAR# 951580 & CRN-6650	YES / NO: NO	05/30/97 Interval #2 Period #2	SL-2-9- 031
1	Repair: <input type="checkbox"/> Replacement: <input checked="" type="checkbox"/> Corrective Measure:	V2431 2-CH-146	Relocate and replace valve with a alternate valve in a horizontal position / also add pipe and coupling per CRN 6495	YES / NO: NO	05/30/97 Interval #2 Period #2	SL-2-9- 032

**ABSTRACT OF REPAIRS, REPLACEMENTS, OR CORRECTIVE MEASURES
REQUIRED FOR CONTINUAL SERVICE
PSL 2**

QI 10-PR/PSL-8
Appendix E

Code Class	Repair, Replacement or Corrective Measure	Item Description	Description of Work	Flaw or Relevant Condition Found During Scheduled ISI Exam or Test ?	Date Complete	Repair/ Replacement Plan Number
3	Repair: <input type="checkbox"/> Replacement: <input checked="" type="checkbox"/> Corrective Measure:	4-CW-68-3	Replace salt water degraded bolting on 4" flanged elbow	YES / NO: NO	05/30/97 Interval #2 Period #2	SL-2-9- 033
3	Repair: <input type="checkbox"/> Replacement: <input checked="" type="checkbox"/> Corrective Measure:	SH21194	Replace valve and flange bolting due to salt water degradation.	YES / NO: NO	05/30/97 Interval #2 Period #2	SL-2-9- 034
3	Repair: <input type="checkbox"/> Replacement: <input checked="" type="checkbox"/> Corrective Measure:	V2369	Bonnet bolting was substituted without Engineering justification. Replace the bolting to the original design. Host valve purchased CL-1 and used in CL-3 application. ref cr 96-485	YES / NO: NO	 Interval #2 Period #2	SL-2-9- 035
2	Repair: <input type="checkbox"/> Replacement: <input checked="" type="checkbox"/> Corrective Measure:	V3105	Existing valve (Edwards) to be replaced with Anchor Darling. Piping also replaced per CRN 037-296-6617 and CRN 97020-6857.	YES / NO: NO	05/30/97 Interval #2 Period #2	SL-2-9- 036

**ABSTRACT OF REPAIRS, REPLACEMENTS, OR CORRECTIVE MEASURES
REQUIRED FOR CONTINUAL SERVICE
PSL 2**

QI 10-PR/PSL-8
Appendix E

Code Class	Repair, Replacement or Corrective Measure	Item Description	Description of Work	Flaw or Relevant Condition Found During Scheduled ISI Exam or Test ?	Date Complete	Repair/ Replacement Plan Number
1	Repair: <input type="checkbox"/> Replacement: <input checked="" type="checkbox"/> Corrective Measure:	V3652	Replace disc & bonnet bolting due to seat leakage (freeze seal) 10" MOV /1525#. modify disc per STAR 951731A & PCM 96-138. Cancelled see SL-2-9-075	YES / NO: NO	05/30/97 Interval #2 Period #2	SL-2-9- 037
3	Repair: <input type="checkbox"/> Replacement: <input checked="" type="checkbox"/> Corrective Measure:	ICW PP 2B	Complete pump rebuild due to salt intrusion, normal wear & maintenance convenience. Also replaced damaged studs on adjoining expansion joint	YES / NO: NO	05/30/97 Interval #2 Period #2	SL-2-9- 038
3	Repair: <input type="checkbox"/> Replacement: <input checked="" type="checkbox"/> Corrective Measure:	SB 21211	Valve being replaced due to protective coating failures on 36" 150# check valve. Also flange studs and nuts.	YES / NO: NO	05/30/97 Interval #2 Period #2	SL-2-9- 039
3	Repair: <input type="checkbox"/> Replacement: <input checked="" type="checkbox"/> Corrective Measure:	V21208	Valve being replaced due internal corrosion Reference STAR# 951874. PE Eval# 047083 justified equivalency of a stainless steel valve to replace the original TRW alluminum bronze valve in this	YES / NO: NO	05/30/97 Interval #2 Period #2	SL-2-9- 040

**ABSTRACT OF REPAIRS, REPLACEMENTS, OR CORRECTIVE MEASURES
REQUIRED FOR CONTINUAL SERVICE
PSL 2**

QI 10-PR/PSL-8
Appendix E

Code Class	Repair, Replacement or Corrective Measure	Item Description	Description of Work	Flaw or Relevant Condition Found During Scheduled ISI Exam or Test ?	Date Complete	Repair/ Replacement Plan Number
3	Repair: <input type="checkbox"/> Replacement: <input checked="" type="checkbox"/> Corrective Measure:	CW-8027-48 Line # 1 8-CW-99 CW-99	Remove and replace support to repair protective coatings on pipe and support. Replace tube steel as needed.	YES / NO: NO	05/30/97 Interval #2 Period #2	SL-2-9- 041
3	Repair: <input type="checkbox"/> Replacement: <input checked="" type="checkbox"/> Corrective Measure:	30- CW-11 CW300-11	Patch existing 30" line due to through wall leakage . Reference CR -97-0113. Replace studs & nuts on support. Additional patch added per CR97-0983 (SC-1A). Welding per CRN 6917 & 6664	YES / NO: NO	05/30/97 Interval #2 Period #2	SL-2-9- 042
3	Repair: <input type="checkbox"/> Replacement: <input checked="" type="checkbox"/> Corrective Measure:	MV-08-3 LN .4-WS-13	Cancelled Work Not Performed	YES / NO: NO	05/30/97 Interval #2 Period #2	SL-2-9- 043
3	Repair: <input type="checkbox"/> Replacement: <input type="checkbox"/> Corrective Measure:	30-CW-11	Replace degraded elbow, flanges and bolting due to internal erosion. Ref CRN 6642. Also remove/ install upper tube steel on support cw-3000-5.	YES / NO: NO	05/30/97 Interval #2 Period #2	SL-2-9- 044

**ABSTRACT OF REPAIRS, REPLACEMENTS, OR CORRECTIVE MEASURES
REQUIRED FOR CONTINUOUS SERVICE
PSL 2**

QI 10-PR/PSL-8
Appendix E

Code Class	Repair, Replacement or Corrective Measure	Item Description	Description of Work	Flaw or Relevant Condition Found During Scheduled ISI Exam or Test ?	Date Complete	Repair/ Replacement Plan Number
3	Repair: <input type="checkbox"/> Replacement: <input checked="" type="checkbox"/> Corrective Measure:	SH 21376	Replace goose neck drain line up stream of Valve #SH 21376 due to erosion per CRN 6600. Spoolpiece to be hydro tested prior to installation. ISLT/VT-2 required for bolted connection into system.	YES / NO: NO	05/30/97 Interval #2 Period #2	SL-2-9- 045
2	Repair: <input checked="" type="checkbox"/> Replacement: <input checked="" type="checkbox"/> Corrective Measure:	HCV-08-1B	Replace valve trim assembly per CR 97-027. Repair bonnet per WSI NCR-97- 012 and rebuild (minor repairs) eroded bore area of body. Replace bonnet studs and nuts.	YES / NO: NO	05/30/97 Interval #2 Period #2	SL-2-9- 077
1	Repair: <input type="checkbox"/> Replacement: <input checked="" type="checkbox"/> Corrective Measure:	ICI QL FLNG #1 NOZZEL#92 SN 13172-165-320-1	Install new quick lock assemblies per referenced PCM.	YES / NO: NO	05/30/97 Interval #2 Period #2	SL-2-9- 046
1	Repair: <input type="checkbox"/> Replacement: <input checked="" type="checkbox"/> Corrective Measure:	ICI QL FLNG #2 NOZZEL#93 SN 13172-165-320-2	Install new quick lock assemblies per referenced PCM.	YES / NO: NO	05/30/97 Interval #2 Period #2	SL-2-9- 047

**ABSTRACT OF REPAIRS, REPLACEMENTS, OR CORRECTIVE MEASURES
REQUIRED FOR CONTINUAL SERVICE
PSL 2**

QI 10-PR/PSL-8
Appendix E

Code Class	Repair, Replacement or Corrective Measure	Item Description	Description of Work	Flaw or Relevant Condition Found During Scheduled ISI Exam or Test ?	Date Complete	Repair/ Replacement Plan Number
1	Repair: <input type="checkbox"/> Replacement: <input checked="" type="checkbox"/> Corrective Measure:	ICI QL FLNG #3 NOZZEL#94 SN 13172-165-320-3	Install new quick lock assemblies per referenced PCM.	YES / NO: NO	05/30/97 Interval #2 Period #2	SL-2-9- 048
1	Repair: <input type="checkbox"/> Replacement: <input checked="" type="checkbox"/> Corrective Measure:	ICI QL FLNG #4 NOZZEL#95 SN 13172-165-320-4	Install new quick lock assemblies per referenced PCM.	YES / NO: NO	05/30/97 Interval #2 Period #2	SL-2-9- 049
1	Repair: <input type="checkbox"/> Replacement: <input checked="" type="checkbox"/> Corrective Measure:	ICI QL FLNG #5 NOZZEL#96 SN 13172-165-320-5	Install new quick lock assemblies per referenced PCM.	YES / NO: NO	05/30/97 Interval #2 Period #2	SL-2-9- 050
1	Repair: <input type="checkbox"/> Replacement: <input checked="" type="checkbox"/> Corrective Measure:	ICI QL FLNG #6 NOZZEL#97 SN 13172-165-320-6	Install new quick lock assemblies per referenced PCM.	YES / NO: NO	05/30/97 Interval #2 Period #2	SL-2-9- 051

**ABSTRACT OF REPAIRS, REPLACEMENTS, OR CORRECTIVE MEASURES
REQUIRED FOR CONTINUOUS SERVICE
PSL 2**

QI 10-PR/PSL-8
Appendix E

Code Class	Repair, Replacement or Corrective Measure	Item Description	Description of Work	Flaw or Relevant Condition Found During Scheduled ISI Exam or Test ?	Date Complete	Repair/ Replacement Plan Number
1	Repair: <input type="checkbox"/> Replacement: <input checked="" type="checkbox"/> Corrective Measure:	ICI QL FLNG #7 NOZZEL#98 SN 13172-165-320-7	Install new quick lock assemblies per referenced PCM.	YES / NO: NO	05/30/97 Interval #2 Period #2	SL-2-9- 052
1	Repair: <input type="checkbox"/> Replacement: <input checked="" type="checkbox"/> Corrective Measure:	ICI QL FLNG #8 NOZZEL#99 SN 13172-165-320-8	Install new quick lock assemblies per referenced PCM.	YES / NO: NO	05/30/97 Interval #2 Period #2	SL-2-9- 053
1	Repair: <input type="checkbox"/> Replacement: <input checked="" type="checkbox"/> Corrective Measure:	ICI QL FLNG #9 NOZZEL#100 SN 13172-165-320-9	Install new quick lock assemblies per referenced PCM.	YES / NO: NO	05/30/97 Interval #2 Period #2	SL-2-9- 054
1	Repair: <input type="checkbox"/> Replacement: <input checked="" type="checkbox"/> Corrective Measure:	ICI QL FLNG #10 NOZZEL#101 SN 13172-165-320-10	Install new quick lock assemblies per referenced PCM.	YES / NO: NO	05/30/97 Interval #2 Period #2	SL-2-9- 055

**ABSTRACT OF REPAIRS, REPLACEMENTS, OR CORRECTIVE MEASURES
REQUIRED FOR CONTINUAL SERVICE
PSL 2**

QI 10-PR/PSL-8
Appendix E

Code Class	Repair, Replacement or Corrective Measure	Item Description	Description of Work	Flaw or Relevant Condition Found During Scheduled ISI Exam or Test ?	Date Complete	Repair/ Replacement Plan Number
3	Repair: <input type="checkbox"/> Replacement: <input checked="" type="checkbox"/> Corrective Measure:	CW-20	Replace pipe spool CW-20-1 due to erosion per CR 96-2269 and CRN 6628.	YES / NO: NO	05/30/97 Interval #2 Period #2	SL-2-9- 056
3	Repair: <input type="checkbox"/> Replacement: <input checked="" type="checkbox"/> Corrective Measure:	TCV-14-4A	Valve replaced due to degraded internal coatings. Reference STAR# 950764. Original SN was-44508-3-1, PO - NY 422537	YES / NO: NO	05/30/97 Interval #2 Period #2	SL-2-9- 057
2	Repair: <input type="checkbox"/> Replacement: <input checked="" type="checkbox"/> Corrective Measure:	V8213	Replace inlet bolting for maintenance convenience.	YES / NO: NO	05/30/97 Interval #2 Period #2	SL-2-9- 058
2	Repair: <input type="checkbox"/> Replacement: <input checked="" type="checkbox"/> Corrective Measure:	V07141	Replace existing valve due to abnormalities addressed in CR#96-1774. Welds replaced per CRN 6846 & 6853. Pipe also added.	YES / NO: NO	05/30/97 Interval #2 Period #2	SL-2-9- 078

**ABSTRACT OF REPAIRS, REPLACEMENTS, OR CORRECTIVE MEASURES
REQUIRED FOR CONTINUAL SERVICE
PSL 2**

QI 10-PR/PSL-8
Appendix E

Code Class	Repair, Replacement or Corrective Measure	Item Description	Description of Work	Flaw or Relevant Condition Found During Scheduled ISI Exam or Test ?	Date Complete	Repair/ Replacement Plan Number
1	Repair: <input type="checkbox"/> Replacement: <input checked="" type="checkbox"/> Corrective Measure:	V1474	Replace inlet stud and nut due galling during disassembly.	YES / NO: NO	05/30/97 Interval #2 Period #2	SL-2-9- 079
1	Repair: <input type="checkbox"/> Replacement: <input checked="" type="checkbox"/> Corrective Measure:	ICI QL FLNG #9 Nozzel 100	Plug incore detector guide tube due to damage incurred when removing depleted incores. Reference CR97-0846. Canceled not Section XI.	YES / NO: NO	05/30/97 Interval #2 Period #2	SL-2-9- 080
1	Repair: <input type="checkbox"/> Replacement: <input checked="" type="checkbox"/> Corrective Measure:	2-073	Replace degraded snubber from restraint CH-103-R7B.	YES / NO: YES	05/30/97 Interval #2 Period #2	SL-2-9- 086
2	Repair: <input type="checkbox"/> Replacement: <input checked="" type="checkbox"/> Corrective Measure:	SI-4205-4900B LN#SI-362	Canceled due to duplication. Strut added to SL-2-9-097	YES / NO: NO	05/30/97 Interval #2 Period #2	SL-2-9- 082

**ABSTRACT OF REPAIRS, REPLACEMENTS, OR CORRECTIVE MEASURES
REQUIRED FOR CONTINUAL SERVICE
PSL 2**

QI 10-PR/PSL-8
Appendix E

Code Class	Repair, Replacement or Corrective Measure	Item Description	Description of Work	Flaw or Relevant Condition Found During Scheduled ISI Exam or Test ?	Date Complete	Repair/ Replacement Plan Number
2	Repair: <input type="checkbox"/> Replacement: <input checked="" type="checkbox"/> Corrective Measure:	V8214	Replace inlet bolting for maintenance convenience.	YES / NO: NO	05/30/97 Interval #2 Period #2	SL-2-9- 059
2	Repair: <input type="checkbox"/> Replacement: <input checked="" type="checkbox"/> Corrective Measure:	V8215	Replace inlet bolting for maintenance convenience.	YES / NO: NO	05/30/97 Interval #2 Period #2	SL-2-9- 060
2	Repair: <input type="checkbox"/> Replacement: <input checked="" type="checkbox"/> Corrective Measure:	V3103	Replace existing valve due to abnormalities addressed in CR96-1774. Replace a pipe nipple and elbow for maintenance convenience. Welds replaced per CRN 6878.	YES / NO: NO	05/30/97 Interval #2 Period #2	SL-2-9- 083
2	Repair: <input type="checkbox"/> Replacement: <input checked="" type="checkbox"/> Corrective Measure:	V8204	Replace inlet bolting for maintenance convenience. Also parts replaced by Wyle Labs (PO16290) Valve SN-59335-00-0004	YES / NO: NO	05/30/97 Interval #2 Period #2	SL-2-9- 061

**ABSTRACT OF REPAIRS, REPLACEMENTS, OR CORRECTIVE MEASURES
REQUIRED FOR CONTINUAL SERVICE
PSL 2**

QI 10-PR/PSL-8
Appendix E

Code Class	Repair, Replacement or Corrective Measure	Item Description	Description of Work	Flaw or Relevant Condition Found During Scheduled ISI Exam or Test ?	Date Complete	Repair/ Replacement Plan Number
2	Repair: <input type="checkbox"/> Replacement: <input checked="" type="checkbox"/> Corrective Measure:	V8206	Replace inlet bolting for maintenance convenience. Also parts replaced by Wyle Labs (PO16290)Valve SN-59335-00-0006	YES / NO: NO	05/30/97 Interval #2 Period #2	SL-2-9- 062
2	Repair: <input type="checkbox"/> Replacement: <input checked="" type="checkbox"/> Corrective Measure:	V8205	Replace inlet bolting for maintenance convenience. Also parts replaced by Wyle Labs (PO16290)Valve SN-59335-00-0005	YES / NO: NO	05/30/97 Interval #2 Period #2	SL-2-9- 063
2	Repair: <input type="checkbox"/> Replacement: <input checked="" type="checkbox"/> Corrective Measure:	V8203	Replace inlet bolting for maintenance convenience. Also parts replaced by Wyle Labs (PO16290)Valve SN-59335-00-0003	YES / NO: NO	05/30/97 Interval #2 Period #2	SL-2-9- 064
1	Repair: <input type="checkbox"/> Replacement: <input checked="" type="checkbox"/> Corrective Measure:	2-039	Replace degraded snubber from restraint SI-83-R3.	YES / NO: YES	05/30/97 Interval #2 Period #2	SL-2-9- 087

**ABSTRACT OF REPAIRS, REPLACEMENTS, OR CORRECTIVE MEASURES
REQUIRED FOR CONTINUAL SERVICE
PSL 2**

QI 10-PR/PSL-8
Appendix E

Code Class	Repair, Replacement or Corrective Measure	Item Description	Description of Work	Flaw or Relevant Condition Found During Scheduled ISI Exam or Test ?	Date Complete	Repair/ Replacement Plan Number
3	Repair: <input type="checkbox"/> Replacement: <input checked="" type="checkbox"/> Corrective Measure:	CW-72-3 & CW-72- 4	Replace weldoletts and flanges due to erroson (salt environment) per CRN6619.	YES / NO: NO	05/30/97 Interval #2 Period #2	SL-2-9- 065
3	Repair: <input type="checkbox"/> Replacement: <input checked="" type="checkbox"/> Corrective Measure:	CW-327	Replace flanges and pipe connection to valve# SH21194 due to salt degradation.	YES / NO: NO	05/30/97 Interval #2 Period #2	SL-2-9- 066
1	Repair: <input type="checkbox"/> Replacement: <input checked="" type="checkbox"/> Corrective Measure:	SG-2A	Replace primary manway stud galled during disassembly.	YES / NO: NO	05/30/97 Interval #2 Period #2	SL-2-9- 067
1	Repair: <input type="checkbox"/> Replacement: <input checked="" type="checkbox"/> Corrective Measure:	V1249	Replace disc due to erroded seating surface.	YES / NO: NO	05/30/97 Interval #2 Period #2	SL-2-9- 068

**ABSTRACT OF REPAIRS, REPLACEMENTS, OR CORRECTIVE MEASURES
REQUIRED FOR CONTINUAL SERVICE
PSL 2**

QI 10-PR/PSL-8
Appendix E

Code Class	Repair, Replacement or Corrective Measure	Item Description	Description of Work	Flaw or Relevant Condition Found During Scheduled ISI Exam or Test ?	Date Complete	Repair/ Replacement Plan Number
2	Repair: <input type="checkbox"/> Replacement: <input checked="" type="checkbox"/> Corrective Measure:	2-119	Replace degraded snubber from restraint SI-4208-2705B.	YES / NO: YES	05/30/97 Interval #2 Period #2	SL-2-9- 085
1	Repair: <input type="checkbox"/> Replacement: <input checked="" type="checkbox"/> Corrective Measure:	SG 2B	Replace secondary side hand hole stud damaged during removal.	YES / NO: NO	05/30/97 Interval #2 Period #2	SL-2-9- 069
3	Repair: <input type="checkbox"/> Replacement: <input checked="" type="checkbox"/> Corrective Measure:	CW-76	Replace six flange studs and one flange nut due to salt water degradation.	YES / NO: NO	05/30/97 Interval #2 Period #2	SL-2-9- 070
2	Repair: <input type="checkbox"/> Replacement: <input checked="" type="checkbox"/> Corrective Measure:	HPSI PP 2A	Replace casing or cover studs due to thread damage incurred during removal for cleaning.	YES / NO: NO	05/30/97 Interval #2 Period #2	SL-2-9- 071

**ABSTRACT OF REPAIRS, REPLACEMENTS, OR CORRECTIVE MEASURES
REQUIRED FOR CONTINUAL SERVICE
PSL 2**

QI 10-PR/PSL-8
Appendix E

Code Class	Repair, Replacement or Corrective Measure	Item Description	Description of Work	Flaw or Relevant Condition Found During Scheduled ISI Exam or Test ?	Date Complete	Repair/ Replacement Plan Number
1	Repair: <input type="checkbox"/> Replacement: <input checked="" type="checkbox"/> Corrective Measure:	SG-2B	Replace primary manway stud galled during disassembly.	YES / NO: NO	05/30/97 Interval #2 Period #2	SL-2-9- 072
3	Repair: <input type="checkbox"/> Replacement: <input checked="" type="checkbox"/> Corrective Measure:	V59156	Replace valve due to internal wear by the piston upper guide.	YES / NO: NO	05/30/97 Interval #2 Period #2	SL-2-9- 073
3	Repair: <input type="checkbox"/> Replacement: <input checked="" type="checkbox"/> Corrective Measure:	CW-9 / CW3000- 7018	Replace piece number 2 (tube steel) on the subject support Per CR 97-0764 and CRN 6089 due to erosion.	YES / NO: YES	05/30/97 Interval #2 Period #2	SL-2-9- 074
2	Repair: <input type="checkbox"/> Replacement: <input checked="" type="checkbox"/> Corrective Measure:	2-069	Replace degraded snubber from restraint SI-4208-264B.	YES / NO: YES	05/30/97 Interval #2 Period #2	SL-2-9- 084

**ABSTRACT OF REPAIRS, REPLACEMENTS, OR CORRECTIVE MEASURES
REQUIRED FOR CONTINUAL SERVICE
PSL 2**

QI 10-PR/PSL-8
Appendix E

Code Class	Repair, Replacement or Corrective Measure	Item Description	Description of Work	Flaw or Relevant Condition Found During Scheduled ISI Exam or Test ?	Date Complete	Repair/ Replacement Plan Number
1	Repair: <input type="checkbox"/> Replacement: <input checked="" type="checkbox"/> Corrective Measure:	V3652	Replace disc & bonnet stud due to seat leakage (freeze seal 10") modify disc nut assembly per STAR 951731A & PCM 96-138. Cancelled-material not used.	YES / NO: NO	05/30/97 Interval #2 Period #2	SL-2-9- 075
2	Repair: <input type="checkbox"/> Replacement: <input checked="" type="checkbox"/> Corrective Measure:	V15328	Replace existing valve due to abnormalities addressed in CR#96-1774. Welds replaced per CRN 6880.	YES / NO: NO	05/30/97 Interval #2 Period #2	SL-2-9- 076
1	Repair: <input type="checkbox"/> Replacement: <input checked="" type="checkbox"/> Corrective Measure:	ICI QL FLNG #8 Nozzel 99	Plug incore detector guide tube due to damage incurred when removing depleted incores. Reference CR97-0846.	YES / NO: NO	05/30/97 Interval #2 Period #2	SL-2-9- 081
2	Repair: <input type="checkbox"/> Replacement: <input checked="" type="checkbox"/> Corrective Measure:	SE-03-2B	Remove / replace body to bonnet seal weld.	YES / NO: NO	05/30/97 Interval #2 Period #2	SL-2-9- 088

**ABSTRACT OF REPAIRS, REPLACEMENTS, OR CORRECTIVE MEASURES
REQUIRED FOR CONTINUAL SERVICE
PSL 2**

QI 10-PR/PSL-8
Appendix E

Code Class	Repair, Replacement or Corrective Measure	Item Description	Description of Work	Flaw or Relevant Condition Found During Scheduled ISI Exam or Test ?	Date Complete	Repair/ Replacement Plan Number
1	Repair: <input type="checkbox"/> Replacement: <input checked="" type="checkbox"/> Corrective Measure:	2-046	Replace degraded snubber from restraint CH-108-R8.	YES / NO: YES	05/30/97 Interval #2 Period #2	SL-2-9- 089
1	Repair: <input type="checkbox"/> Replacement: <input checked="" type="checkbox"/> Corrective Measure:	2-089	Replace frozen snubber from restraint SI-4204-1270B per CR97-0913.	YES / NO: YES	05/30/97 Interval #2 Period #2	SL-2-9- 090
1	Repair: <input type="checkbox"/> Replacement: <input checked="" type="checkbox"/> Corrective Measure:	2-090	Replace frozen snubber from restraint SI-4204-133 per CR97-0914.	YES / NO: YES	05/30/97 Interval #2 Period #2	SL-2-9- 091
2	Repair: <input type="checkbox"/> Replacement: <input checked="" type="checkbox"/> Corrective Measure:	V3666	Replace spindle assembly and adjusting bolt. Spindle was galled to its guide. reference cr 97-0942 as found test pressure below	YES / NO: NO	05/30/97 Interval #2 Period #2	SL-2-9- 092

**ABSTRACT OF REPAIRS, REPLACEMENTS, OR CORRECTIVE MEASURES
REQUIRED FOR CONTINUAL SERVICE
PSL 2**

QI 10-PR/PSL-8
Appendix E

Code Class	Repair, Replacement or Corrective Measure	Item Description	Description of Work	Flaw or Relevant Condition Found During Scheduled ISI Exam or Test ?	Date Complete	Repair/ Replacement Plan Number
3	Repair: <input type="checkbox"/> Replacement: <input checked="" type="checkbox"/> Corrective Measure:	30-CW-72-4	Patch the subject 30" line to remove and eventually replace existing weldolet on patch area. Reference Specification M-023, Rev. 1 and CRN 6896.	YES / NO: NO	05/30/97 Interval #2 Period #2	SL-2-9- 093
3	Repair: <input checked="" type="checkbox"/> Replacement: <input checked="" type="checkbox"/> Corrective Measure:	30-CW-11-2	Patch the subject 30" line in 3 locations due to salt degradation. Ref. CR-97-0953 & CRN 6898. Also performed weld repairs of various locations on elbow per CRN 6902 & 6903	YES / NO: NO	05/30/97 Interval #2 Period #2	SL-2-9- 094
3	Repair: <input type="checkbox"/> Replacement: <input checked="" type="checkbox"/> Corrective Measure:	AFW PP 2C GOVERNOR VALVE	Replace degraded governor valve bonnet fasteners.	YES / NO: NO	05/30/97 Interval #2 Period #2	SL-2-9- 095
2	Repair: <input checked="" type="checkbox"/> Replacement: <input type="checkbox"/> Corrective Measure:	SI-110 FW801	Linear and rounded indications rejected by csi. reference CR-97-0963. Welding not required after minor excavation.	YES / NO: YES	05/30/97 Interval #2 Period #2	SL-2-9- 096

**ABSTRACT OF REPAIRS, REPLACEMENTS, OR CORRECTIVE MEASURES
REQUIRED FOR CONTINUAL SERVICE
PSL 2**

QI 10-PR/PSL-8
Appendix E

Code Class	Repair, Replacement or Corrective Measure	Item Description	Description of Work	Flaw or Relevant Condition Found During Scheduled ISI Exam or Test ?	Date Complete	Repair/ Replacement Plan Number
2	Repair: <input type="checkbox"/> Replacement: <input checked="" type="checkbox"/> Corrective Measure:	SI-4205-4900B	Pipe clamp to be fabricated in accordance with CRN-6906 and replace existing clamp, reference CR# 97-0931. Replace bent strut assembly per STAR #952073	YES / NO: NO	05/30/97 Interval #2 Period #2	SL-2-9- 097
2	Repair: <input type="checkbox"/> Replacement: <input checked="" type="checkbox"/> Corrective Measure:	V2336	Replace the worn stem/disc assembly.	YES / NO: NO	05/30/97 Interval #2 Period #2	SL-2-9- 098
3	Repair: <input type="checkbox"/> Replacement: <input checked="" type="checkbox"/> Corrective Measure:	CW-11 CW-3000-13	Rebuild strut assembly per CR 97-0937 and CRN 6911.	YES / NO: NO	05/30/97 Interval #2 Period #2	SL-2-9- 099
1	Repair: <input type="checkbox"/> Replacement: <input checked="" type="checkbox"/> Corrective Measure:	SE-02-1	Replace worn main disc and pilot disc.	YES / NO: NO	05/30/97 Interval #2 Period #2	SL-2-9- 100

**ABSTRACT OF REPAIRS, REPLACEMENTS, OR CORRECTIVE MEASURES
REQUIRED FOR CONTINUAL SERVICE
PSL 2**

QI 10-PR/PSL-8
Appendix E

Code Class	Repair, Replacement or Corrective Measure	Item Description	Description of Work	Flaw or Relevant Condition Found During Scheduled ISI Exam or Test ?	Date Complete	Repair/ Replacement Plan Number
2	Repair: <input type="checkbox"/> Replacement: <input checked="" type="checkbox"/> Corrective Measure:	V2324	Replace a cut disc insert and one missing inlet flange nut.	YES / NO: NO	05/30/97 Interval #2 Period #2	SL-2-9- 101
2	Repair: <input type="checkbox"/> Replacement: <input checked="" type="checkbox"/> Corrective Measure:	2-110	Replace degraded snubber on restraint BF-4006-7407.	YES / NO: NO	05/30/97 Interval #2 Period #2	SL-2-9- 102
1	Repair: <input type="checkbox"/> Replacement: <input checked="" type="checkbox"/> Corrective Measure:	SG 2A	Rework damaged stud hole by installing a helicoil per CR 97-094. Testing performed on PWO 96024536. SL-2-9-067	YES / NO: NO	05/30/97 Interval #2 Period #2	SL-2-9- 103
1	Repair: <input type="checkbox"/> Replacement: <input checked="" type="checkbox"/> Corrective Measure:	V1475	Replace nut damaged during installation.	YES / NO: NO	05/30/97 Interval #2 Period #2	SL-2-9- 104

**ABSTRACT OF REPAIRS, REPLACEMENTS, OR CORRECTIVE MEASURES
REQUIRED FOR CONTINUAL SERVICE
PSL 2**

QI 10-PR/PSL-8
Appendix E

Code Class	Repair, Replacement or Corrective Measure	Item Description	Description of Work	Flaw or Relevant Condition Found During Scheduled ISI Exam or Test ?	Date Complete	Repair/ Replacement Plan Number
2	Repair: <input type="checkbox"/> Replacement: <input checked="" type="checkbox"/> Corrective Measure:	SE-03-2B	Replace worn main disc and pilot disc.	YES / NO: NO	05/30/97 Interval #2 Period #2	SL-2-9- 105
3	Repair: <input type="checkbox"/> Replacement: <input checked="" type="checkbox"/> Corrective Measure:	SS-21-1B	Replace cover stud damaged during installation.	YES / NO: NO	05/30/97 Interval #2 Period #2	SL-2-9- 106
3	Repair: <input type="checkbox"/> Replacement: <input checked="" type="checkbox"/> Corrective Measure:	CW-20	Replace existing flange studs with insufficient thread engagement with longer studs.	YES / NO: NO	05/30/97 Interval #2 Period #2	SL-2-9- 107
2	Repair: <input type="checkbox"/> Replacement: <input checked="" type="checkbox"/> Corrective Measure:	V181270	Replace existing valve due to abnormalities addressed in CR#96-1774. Welds replaced per CRN 6924. Pipe also added.	YES / NO: NO	05/30/97 Interval #2 Period #2	SL-2-9- 108

**ABSTRACT OF REPAIRS, REPLACEMENTS, OR CORRECTIVE MEASURES
REQUIRED FOR CONTINUAL SERVICE
PSL 2**

QI 10-PR/PSL-8
Appendix E

Code Class	Repair, Replacement or Corrective Measure	Item Description	Description of Work	Flaw or Relevant Condition Found During Scheduled ISI Exam or Test ?	Date Complete	Repair/ Replacement Plan Number
1	Repair: <input type="checkbox"/> Replacement: <input checked="" type="checkbox"/> Corrective Measure:	RC-158	Replace studs and nuts at blind flange downstream of V1247 for convenience. Reference CR 97-1094.	YES / NO: NO	05/30/97 Interval #2 Period #2	SL-2-9- 109
2	Repair: <input type="checkbox"/> Replacement: <input checked="" type="checkbox"/> Corrective Measure:	CS-59	Replace studs, nuts and the blind flange downstream of V07207 for maintenance convenience.	YES / NO: NO	05/30/97 Interval #2 Period #2	SL-2-9- 110
3	Repair: <input type="checkbox"/> Replacement: <input checked="" type="checkbox"/> Corrective Measure:	HVA/ACC-3A Support	Support was inadvertently removed and not replaced . REF. CR-97-1141. Will be modified and replaced per CRN-6963	YES / NO: NO	05/30/97 Interval #2 Period #2	SL-2-9- 111

St. Lucie Unit 2
Docket No. 50-389
L-2000-227 Enclosure 2

St. Lucie Unit 2 Cycle SL2-10
Inservice Inspection Program
Second Interval Second Period
ASME FORM OAR-1
Owner's Activity Report

Form OAR-1 Owner's Activity Report

Report Number: ISI-PSL-2-1998

Owner: Florida Power and Light Company
P.O. Box 529100
Miami, Florida 33152

Plant: St. Lucie Nuclear Power Plant Unit 2
6501 South Ocean Drive
Jensen Beach, Florida 34957

Commercial Service Date: August 8, 1983 Refueling Outage No.: SL2-11

Current Inspection Interval: Second Current Inspection Period: Second

Edition and Addenda of Section XI applicable to the inspection plan: 1989, and for section IWE, 1992 Edition with addenda through 1992 (IWL not applicable to St. Lucie Unit 2).


Date and Revision of inspection plan: January 30, 1997, Rev. 1

Edition and Addenda of Section XI applicable to repairs and replacements, if different than the inspection plan: Same

CERTIFICATE OF CONFORMANCE

I certify that the statements made in the Owners Activity Report are correct, and that the examinations, tests, repairs, replacements, evaluations, and corrective measures represented by this report conform to the requirements of Section XI.

Certificate of Authorization No.: N/A Expiration Date: N/A

Signed  Date 6/16/00
Owner or Owner's Designee, Title

CERTIFICATE OF INSERVICE INSPECTION

I, the undersigned, holding a valid commission issued by the National Board of Boiler and Pressure Vessel Inspectors and the State or Province of Florida and employed by Factory Mutual Insurance Company of Johnston, Rhode Island, have inspected the items described in this Owner's Activity Report, during the October 20, 1997 to December 12, 1998, and state that to the best of my knowledge and belief, the Owner has performed all activities represented by this report in accordance with the requirements of Section XI.

By signing this certificate, neither the Inspector nor his employer makes any warranty, expressed or implied, concerning the examinations, tests, repairs, replacements, evaluations, and corrective measures described in this report. Furthermore, neither the inspector nor his employer shall be liable in any manner for any personal injury or property damage or loss of any kind arising from or connected with this inspection.


 Commissions NB 7245 N.B.I.S. FL 328
Inspector's Signature National Board, State, Province, and Endorsements
Date 27 July 2000

TABLE 1 (Post 1998 outage)
ABSTRACT OF EXAMINATIONS AND TESTS

Examination Category	Total Examinations Required for the Interval	Total Examinations Credited for this period	Total Examinations Credited (%) for the period	Total Examinations Credited (%) to Date for the Interval	Remarks
B-A	26	0	0%	19%	RR#14 Applied
B-B	9	5	100%	100%	RR#14 Applied
B-D	36	6	33%	50%	RR#14 Applied
B-E	Covered under site pressure test program				
B-F	31	7	100%	68%	RR#14 Applied
B-G-1	7	0	0%	57%	(1 of total items only required if disassembled)
B-G-2	22	5	100%	59%	RR#14 Applied
B-H	Code Case N-509 applies. Category B-H items are included with Category B-K				
B-J	133	49	80%	68%	total count reqd. Reflects circ welds only, RR#14 Applies
B-K	2	1	100%	100%	RR#14 & Code Case N-509 applied
B-L-1	2	0	0%	0	Code Case N-481 Applied
B-L-2	1	0	0%	0	
B-M-1	There are no B-M-1 valve body welds				
B-M-2	4	2	50%	75%	1 of each group required when disassembled
B-N-1	24	0	0%	33%	Each item must be examined each period
B-N-2	20	0	0%	0	
B-N-3	6	0	0%	0	
B-O	No category B-O items				
B-P	System pressure tests are performed in accordance with plant procedures. Quantification of the number of tests is not possible. At the end of the interval, FPL will ensure that 100% of the systems have been tested.				
B-Q	Steam Generator tubing is examined in accordance with Plant Technical Specifications. See the NIS-BB for details.				
C-A	9	1	14%	33%	RR#14 Applied
C-B	8	0	0%	50%	RR#14 Applied
C-C	9	2	66%	56%	RR#14 & Code Case N-509 Applied
C-D	No category C-D items				

Examination Category	Total Examinations Required for the Interval	Total Examinations Credited for this period	Total Examinations Credited (%) for the period	Total Examinations Credited (%) to Date for the Interval	Remarks
C-F-1	106	35	100%	61%	total count reqd. Reflects circ welds only
C-F-2	28	8	100%	61%	Less than 28 welds would be required if 7.5% criteria is followed, FPL raised the total count to 28 per note 2, total count reqd. reflects circ. Welds only
C-G	No category C-G items				
C-H	System pressure tests are performed in accordance with plant procedures. Quantification of the number of tests is not possible. At the end of the interval, FPL will ensure that 100% of the systems have been tested.				
D-A	25	6	86%	67%	Code Case N-509 Applied
D-A	System pressure tests are performed in accordance with plant procedures. Quantification of the number of tests is not possible. At the end of the interval, FPL will ensure that 100% of the systems have been tested.				
D-B	System pressure tests are performed in accordance with plant procedures. Quantification of the number of tests is not possible. At the end of the interval, FPL will ensure that 100% of the systems have been tested.				
D-C	System pressure tests are performed in accordance with plant procedures. Quantification of the number of tests is not possible. At the end of the interval, FPL will ensure that 100% of the systems have been tested.				
IWE	IWE Examinations were not completed during this outage.				
F-A,F1.10	33	11	100%	67%	Code Case N-491-1 Applied for all supports
F-A,F1.20	73	19	95%	60%	Code Case N-491-1 Applied for all supports
F-A,F1.30	26	8	89%	65%	Code Case N-491-1 Applied for all supports
F-A,F1.40	35	9	100%	57%	Code Case N-491-1 Applied for all supports
IWL	St. Lucie does not have a concrete containment. No examinations are required.				

LER 93-04 Report

FPL conducted Visual (VT-1) examination of the Pressurizer Upper Head Steam Space Instrumentation nozzles. These examinations were conducted to monitor the progression of the existing flaws over the service life of the component. No indications of leakage were noted.

TABLE 2
ITEMS WITH FLAWS OR RELEVANT CONDITIONS THAT
REQUIRED EVALUATION FOR CONTINUED SERVICE

Examination Category	Item Number	Item Description	Flaw Characterization (IWA-3300)	Flaw or Relevant Condition Found During Scheduled Section XI Examination or Test (Yes or No)

There were no flaws or relevant conditions that required evaluation for continued service.

Table 3
**ABSTRACT OF REPAIRS, REPLACEMENTS, OR CORRECTIVE
MEASURES
REQUIRED FOR CONTINUED SERVICE
PSL 2 CYCLE 10**

Code Class	Repair, Replacement or Corrective Measure	Item Description	Description of Work	Flaw or Relevant Condition Found During Scheduled ISI Exam or Test ?	Date Complete	Repair/ Replacement Plan Number
3	Repair: Replacement: X Corrective Measure:	SB21211	Replace salt water degraded taper pin during valve rebuild. Bottom cover cap screws also replaced. (SEC XI scope change.) Valve SN D-0088-3-1 returned to stores for later use.	YES / NO: No	6/2/97 Interval #2 Period #2	SL-2-10- 001
2	Repair: Replacement: X Corrective Measure:	V2555	Replace plug /stem assembly due to bent stem.	YES / NO: No	6/6/97 Interval #2 Period #2	SL-2-10- 002
2	Repair: Replacement: X Corrective Measure:	V3102	Valve to be disassembled & inspected based on CR-96-1774. Valve , pipe and fitting to be replaced on unsat. inspection results. Refer to CRN 6983 (weld assignment).	YES / NO: No	7/16/97 Interval #2 Period #2	SL-2-10- 003
2	Repair: Replacement: X Corrective Measure:	MV-08-1B	Remove and replace body to bonnet seal weld for valve inspection.	YES / NO: No	12/7/98 Interval #2 Period #2	SL-2-10- 005
3	Repair: Replacement: X Corrective Measure:	TCV-14-4A	Replace taper pins due to salt degradation. Spare valve to be returned to stores and installed at a later date.	YES / NO: No	10/16/97 Interval #2 Period #2	SL-2-10- 007

Table 3
**ABSTRACT OF REPAIRS, REPLACEMENTS, OR CORRECTIVE
MEASURES
REQUIRED FOR CONTINUED SERVICE
PSL 2 CYCLE 10**

Code Class	Repair, Replacement or Corrective Measure	Item Description	Description of Work	Flaw or Relevant Condition Found During Scheduled ISI Exam or Test ?	Date Complete	Repair/ Replacement Plan Number
3	Repair: Replacement: X Corrective Measure:	Fuel Pool HX 2B	Replace five (5) north end bell studs due to boric acid damage.	YES / NO: No	12/16/97 Interval #2 Period #2	SL-2-10- 011
2	Repair: Replacement: X Corrective Measure:	V2169	Replace valve per disposition of CR97-1869 and CRN 7180.	YES / NO: No	12/16/97 Interval #2 Period #2	SL-2-10- 012
2	Repair: Replacement: X Corrective Measure:	V2326	Replace valve leaking from bonnet vent.	YES / NO: No	12/26/97 Interval #2 Period #2	SL-2-10- 013
3	Repair: Replacement: X Corrective Measure:	CC-237	Replace the damaged (through wall) swage nipple in accordance with CR97-2247 and Spec-M-045.	YES / NO: No	11/19/97 Interval #2 Period #2	SL-2-10- 014
3	Repair: Replacement: X Corrective Measure:	HVA/ACC-3C	Replace moisture/liquid indicator and tubing per Spec-M-045.	YES / NO: No	11/24/97 Interval #2 Period #2	SL-2-10- 015

Table 3
**ABSTRACT OF REPAIRS, REPLACEMENTS, OR CORRECTIVE
MEASURES
REQUIRED FOR CONTINUED SERVICE
PSL 2 CYCLE 10**

Code Class	Repair, Replacement or Corrective Measure	Item Description	Description of Work	Flaw or Relevant Condition Found During Scheduled ISI Exam or Test ?	Date Complete	Repair/ Replacement Plan Number
2	Repair: X Replacement: Corrective Measure:	V2440	Remove and replace body to bonnet seal weld to perform preventive maintenance on valve.	YES / NO: No	12/3/98 Interval #2 Period #2	SL-2-10- 018
2	Repair: Replacement: X Corrective Measure:	CHG PP 2B	Replace block due to crack per CR 98- 0221 and replace related bolting as required due to thread damage and maintenance convenience.	YES / NO: No	2/6/98 Interval #2 Period #2	SL-2-10- 019
3	Repair: Replacement: X Corrective Measure:	SH 21194	Replace flange bolting as needed due to salt degradation. Replace valve for refurbish maintenance convenience	YES / NO: No	3/12/97 Interval #2 Period #2	SL-2-10- 024
1	Repair: Replacement: X Corrective Measure:	Various	Replace missing bonnet retainer for spare valve (SN ET-401-9-22) 1878# 2" pressure seal bonnet check valve Stock Code 52467. The most severe end use application for the subject valve is ASME III CL 1.	YES / NO: No	2/16/98 Interval #2 Period #2	SL-2-10- 025
3	Repair: Replacement: x Corrective Measure:	SH21191	Replace valve due to erroded internal parts .	YES / NO: No	3/9/98 Interval #2 Period #2	SL-2-10- 026

Table 3
**ABSTRACT OF REPAIRS, REPLACEMENTS, OR CORRECTIVE
MEASURES
REQUIRED FOR CONTINUED SERVICE
PSL 2 CYCLE 10**

Code Class	Repair, Replacement or Corrective Measure	Item Description	Description of Work	Flaw or Relevant Condition Found During Scheduled ISI Exam or Test ?	Date Complete	Repair/ Replacement Plan Number
2	Repair: X Replacement: Corrective Measure:	V2326	Remove , rebuild and replace V-2326, due to external leakage.	YES / NO: No	3/23/98 Interval #2 Period #2	SL-2-10- 027
2	Repair: Replacement: X Corrective Measure:	MV-08-1A	Remove valve and reposition due to operability problems. Reweld valve using new field welds MS-102-FW2001 and FW2002 in accordance with CRN 98014-8160.	YES / NO: No	11/16/98 Interval #2 Period #2	SL-2-10- 028
2	Repair: Replacement: X Corrective Measure:	MV-08-1B	Remove valve and reposition due to operability problems. Reweld valve using new field welds MS-103-FW2001 and FW2002.	YES / NO: No	11/29/98 Interval #2 Period #2	SL-2-10- 029
2	Repair: Replacement: X Corrective Measure:	SB14615	Replace inlet and outlet flange bolting for valve SB14615 due to degradation.	YES / NO: No	8/3/98 Interval #2 Period #2	SL-2-10- 030
1	Repair: Replacement: x Corrective Measure:	V2431	REPLACE VALVE AND ASSOCIATED PIPE DUE TO SEAT LEAK.	YES / NO: No	11/23/98 Interval #2 Period #2	SL-2-10- 031

Table 3
**ABSTRACT OF REPAIRS, REPLACEMENTS, OR CORRECTIVE
MEASURES
REQUIRED FOR CONTINUED SERVICE
PSL 2 CYCLE 10**

Code Class	Repair, Replacement or Corrective Measure	Item Description	Description of Work	Flaw or Relevant Condition Found During Scheduled ISI Exam or Test ?	Date Complete	Repair/ Replacement Plan Number
1	Repair: Replacement: X Corrective Measure:	V2432	Remove and replace body to bonnet seal weld to perform preventive maintenance on valve.	YES / NO: No	12/3/98 Interval #2 Period #2	SL-2-10- 037
3	Repair: Replacement: X Corrective Measure:	SH21377	Replace valve and associated bolting material. Installed valve would not operate.	YES / NO: No	12/3/98 Interval #2 Period #2	SL-2-10- 040
2	Repair: Replacement: X Corrective Measure:	MV-08-1A	Perform a replacement seal weld after completion of work to replace valve bonnet.	YES / NO: No	11/23/98 Interval #2 Period #2	SL-2-10- 042
2	Repair: Replacement: X Corrective Measure:	CHG PP 2B	REPLACE BOLTING DUE TO GALLING	YES / NO: No	8/3/98 Interval #2 Period #2	SL-2-10- 046
3	Repair: Replacement: X Corrective Measure:	SB21211	Replace existing stainless steel valve with a carbon steel valve as part of normal PM.	YES / NO: No	6/23/98 Interval #2 Period #2	SL-2-10- 047

Table 3
**ABSTRACT OF REPAIRS, REPLACEMENTS, OR CORRECTIVE
MEASURES
REQUIRED FOR CONTINUED SERVICE
PSL 2 CYCLE 10**

Code Class	Repair, Replacement or Corrective Measure	Item Description	Description of Work	Flaw or Relevant Condition Found During Scheduled ISI Exam or Test ?	Date Complete	Repair/ Replacement Plan Number
2	Repair: Replacement: X Corrective Measure:	V8202	THIS WORK ORDER IS USED TO TRACK/DOCUMENT VALVE OVERHAUL AND ANY ASSOCIATED SECTION XI REPLACEMENTS.	YES / NO: No	12/9/98 Interval #2 Period #2	SL-2-10- 048
2	Repair: Replacement: X Corrective Measure:	V8209	THIS WORK ORDER IS USED TO TRACK/DOCUMENT VALVE OVERHAUL AND ANY ASSOCIATED SECTION XI REPLACEMENTS.	YES / NO: No	12/9/98 Interval #2 Period #2	SL-2-10- 049
2	Repair: Replacement: X Corrective Measure:	CHG PP 2A	REPLACE PUMP CYLINDER BOLTING IF NECESSARY DURING MAINTENANCE TO CORRECT LOW FLOW PROBLEM.	YES / NO: No	7/7/98 Interval #2 Period #2	SL-2-10- 053
3	Repair: Replacement: X Corrective Measure:	SH21238	REPLACE BOLTING DUE TO DEGRADATION.	YES / NO: No	8/28/98 Interval #2 Period #2	SL-2-10- 054
3	Repair: Replacement: X Corrective Measure:	SH21241	Disassemble, clean & inspect valve. Replace valve bolting due to degradation.	YES / NO: No	7/31/98 Interval #2 Period #2	SL-2-10- 055

Table 3
**ABSTRACT OF REPAIRS, REPLACEMENTS, OR CORRECTIVE
MEASURES
REQUIRED FOR CONTINUED SERVICE
PSL 2 CYCLE 10**

Code Class	Repair, Replacement or Corrective Measure	Item Description	Description of Work	Flaw or Relevant Condition Found During Scheduled ISI Exam or Test ?	Date Complete	Repair/ Replacement Plan Number
2	Repair: Replacement: X Corrective Measure:	SI-424	Replace studs at LPSI PP 2A temporary strainer flange due to boric acid leakage.	YES / NO: No	11/19/98 Interval #2 Period #2	SL-2-10- 056
2	Repair: Replacement: X Corrective Measure:	MV-08-3	REPLACE FLANGE AND BONNET BOLTING DURING VALVE INSPECTION.	YES / NO: No	12/4/98 Interval #2 Period #2	SL-2-10- 059
2	Repair: Replacement: X Corrective Measure:	V2169	Replace 2A CHG PP discharge check valve due to seating problems.	YES / NO: No	9/29/98 Interval #2 Period #2	SL-2-10- 061
3	Repair: Replacement: X Corrective Measure:	V59156	Replace (by welding) check valve and associated adjacent pipe. New weld joint nos: DG-187 FW2007, DG-270 FW2005 and FW2006.	YES / NO: No	10/15/98 Interval #2 Period #2	SL-2-10- 065
3	Repair: Replacement: X Corrective Measure:	V59159	REPLACE VALVE DISC IF NECESSARY AS A RESULT OF SCHEDULED MAINTENANCE.	YES / NO: No	11/3/98 Interval #2 Period #2	SL-2-10- 068

Table 3
**ABSTRACT OF REPAIRS, REPLACEMENTS, OR CORRECTIVE
MEASURES
REQUIRED FOR CONTINUED SERVICE
PSL 2 CYCLE 10**

Code Class	Repair, Replacement or Corrective Measure	Item Description	Description of Work	Flaw or Relevant Condition Found During Scheduled ISI Exam or Test ?	Date Complete	Repair/ Replacement Plan Number
3	Repair: X Replacement: Corrective Measure:	CW-11	REPAIR THROUGH WALL LEAK IN 30" ICW PP 2B DISCHARGE ELBOW USING STEEL PLATE AS A PATCH AND WELD NO. CW-11 FW 2014.	YES / NO: No	10/29/98 Interval #2 Period #2	SL-2-10- 072
2	Repair: Replacement: X Corrective Measure:	V3102	REPLACE VALVE AND ASSOCIATED PIPE DURING OUTAGE IN LIEU OF PERFORMING AN INTERNAL INSPECTION OF INSTALLED VALVE.	YES / NO: No	11/22/98 Interval #2 Period #2	SL-2-10- 074
2	Repair: Replacement: X Corrective Measure:	V07133	REPLACE 2" CHECK VALVE W/ ADJACENT PIPE DUE TO LEAKAGE.	YES / NO: No	11/27/98 Interval #2 Period #2	SL-2-10- 075
2	Repair: Replacement: X Corrective Measure:	V3103	REPLACE VALVE AND ASSOCIATED PIPE DURING OUTAGE IN LIEU OF PERFORMING AN INTERNAL INSPECTION.	YES / NO: No	11/27/98 Interval #2 Period #2	SL-2-10- 076
2	Repair: Replacement: X Corrective Measure:	V15328	REPLACE VALVE USING WELD NOs. PMW-7, FW 2002 AND FW2003 DUE TO SEAT LEAKAGE.	YES / NO: No	11/17/98 Interval #2 Period #2	SL-2-10- 077

Table 3
**ABSTRACT OF REPAIRS, REPLACEMENTS, OR CORRECTIVE
MEASURES
REQUIRED FOR CONTINUED SERVICE
PSL 2 CYCLE 10**

Code Class	Repair, Replacement or Corrective Measure	Item Description	Description of Work	Flaw or Relevant Condition Found During Scheduled ISI Exam or Test ?	Date Complete	Repair/ Replacement Plan Number
2	Repair: Replacement: X Corrective Measure:	V8212	THIS WORK ORDER IS USED TO TRACK/DOCUMENT VALVE OVERHAUL AND ANY ASSOCIATED SECTION XI REPLACEMENTS.	YES / NO: No	12/10/98 Interval #2 Period #2	SL-2-10- 079
2	Repair: Replacement: X Corrective Measure:	V8214	THIS WORK ORDER IS USED TO TRACK/DOCUMENT VALVE OVERHAUL AND ANY ASSOCIATED SECTION XI REPLACEMENTS.	YES / NO: No	12/10/98 Interval #2 Period #2	SL-2-10- 080
3	Repair: Replacement: X Corrective Measure:	SB21209	Replace installed valve with one that has been rebuilt with new spirol pin. Replace flange studs.	YES / NO: No	12/7/98 Interval #2 Period #2	SL-2-10- 081
2	Repair: Replacement: X Corrective Measure:	V18195	REPLACE VALVE AND ADJACENT PIPE AS NECESSARY DUE TO SEAT LEAKAGE.	YES / NO: No	11/29/98 Interval #2 Period #2	SL-2-10- 083
2	Repair: Replacement: X Corrective Measure:	V181270	REPLACE VALVE AND ADJACENT PIPE AS NECESSARY USING WELD NOs. SA-12 FW 2006, FW 2007 AND FW 2008 IN LIEU OF INSPECTION OF INSTALLED VALVE.	YES / NO: No	11/16/98 Interval #2 Period #2	SL-2-10- 084

Table 3
**ABSTRACT OF REPAIRS, REPLACEMENTS, OR CORRECTIVE
MEASURES
REQUIRED FOR CONTINUED SERVICE
PSL 2 CYCLE 10**

Code Class	Repair, Replacement or Corrective Measure	Item Description	Description of Work	Flaw or Relevant Condition Found During Scheduled ISI Exam or Test ?	Date Complete	Repair/ Replacement Plan Number
3	Repair: X Replacement: X Corrective Measure:	CW-11 30-CW-11-1 30-CW-11-2	REPLACE 3 FLANGE NUTS. WELD REPAIR SPOOL 30-11-1 PER IF-SL-2- 11-1998-8 (1A). WELD REPAIR SPOOL 30-11-2 PER CR98-1922 (1C).	YES / NO: No	12/6/98 Interval #2 Period #2	SL-2-10- 085
2	Repair: Replacement: X Corrective Measure:	V3113	REPLACE VALVE AND ASSOCIATED PIPING PER CR DISPOSITION. REPLACE U-BOLT ON SUPPORT SI-2415-170 DUE TO INSUFFICIENT THREAD ENGAGEMENT.	YES / NO: No	12/3/98 Interval #2 Period #2	SL-2-10- 086
2	Repair: Replacement: X Corrective Measure:	MV-08-1A	REPLACE STEM/DISC ASSEMBLY.	YES / NO: No	11/16/98 Interval #2 Period #2	SL-2-10- 087
2	Repair: Replacement: X Corrective Measure:	MS-4103A-3091	REPLACE PIPE CLAMP BOLTING AFTER REASSEMBLY OF SUPPORT.	YES / NO: No	11/15/98 Interval #2 Period #2	SL-2-10- 088
2	Repair: Replacement: X Corrective Measure:	V8210	THIS WORK ORDER IS USED TO TRACK/DOCUMENT VALVE OVERHAUL AND ANY ASSOCIATED SECTION XI REPLACEMENTS.	YES / NO: No	12/10/98 Interval #2 Period #2	SL-2-10- 089

Table 3
**ABSTRACT OF REPAIRS, REPLACEMENTS, OR CORRECTIVE
MEASURES
REQUIRED FOR CONTINUED SERVICE
PSL 2 CYCLE 10**

Code Class	Repair, Replacement or Corrective Measure	Item Description	Description of Work	Flaw or Relevant Condition Found During Scheduled ISI Exam or Test ?	Date Complete	Repair/ Replacement Plan Number
2	Repair: Replacement: X Corrective Measure:	V8215	THIS WORK ORDER IS USED TO TRACK/DOCUMENT VALVE OVERHAUL AND ANY ASSOCIATED SECTION XI REPLACEMENTS.	YES / NO: No	12/9/98 Interval #2 Period #2	SL-2-10- 090
2	Repair: Replacement: X Corrective Measure:	V8216	THIS WORK ORDER IS USED TO TRACK/DOCUMENT VALVE OVERHAUL AND ANY ASSOCIATED SECTION XI REPLACEMENTS.	YES / NO: No	12/7/98 Interval #2 Period #2	SL-2-10- 091
3	Repair: X Replacement: Corrective Measure:	CW-16	PERFORM WELD REPAIR OF CW-16 PER CR 98-1721 DUE TO THINNING WHICH WAS FOUND DURING EXAMINATION. PERFORM ADDITIONAL WELD REPAIR PER CR 98-1804 DUE TO FLAW WHICH	YES / NO: No	11/25/98 Interval #2 Period #2	SL-2-10- 094
3	Repair: Replacement: X Corrective Measure:	V09107	Replace worn valve disc.	YES / NO: No	12/3/98 Interval #2 Period #2	SL-2-10- 096
2	Repair: Replacement: X Corrective Measure:	V2462	REPLACE VALVE AND ASSOCIATED PIPING USING WELDS, CH-331-FW 2003, FW 2004 AND FW 2005.	YES / NO: No	11/29/98 Interval #2 Period #2	SL-2-10- 100

Table 3
**ABSTRACT OF REPAIRS, REPLACEMENTS, OR CORRECTIVE
MEASURES
REQUIRED FOR CONTINUED SERVICE
PSL 2 CYCLE 10**

Code Class	Repair, Replacement or Corrective Measure	Item Description	Description of Work	Flaw or Relevant Condition Found During Scheduled ISI Exam or Test ?	Date Complete	Repair/ Replacement Plan Number
2	Repair: Replacement: X Corrective Measure:	CH-935	REPLACE SECTION OF 3 " PIPE DUE TO THROUGH WALL LEAKAGE AT SW 11.	YES / NO: No	12/4/98 Interval #2 Period #2	SL-2-10- 101
1	Repair: X Replacement: Corrective Measure:	V3527	SEAL WELD BODY TO BONNET JOINT TO PREVENT LEAKAGE.	YES / NO: Yes	11/26/98 Interval #2 Period #2	SL-2-10- 102
1	Repair: Replacement: X Corrective Measure:	TAG 181 & 182	REPLACE FAILED SNUBBERS 181 AND 182 ON 3-RC-109.	YES / NO: Yes	12/10/98 Interval #2 Period #2	SL-2-10- 103
1	Repair: Replacement: X Corrective Measure:	SE-02-2	REPLACE PILOT DISC DUE TO ELONGATED DISC PIN HOLE.	YES / NO: No	12/4/98 Interval #2 Period #2	SL-2-10- 104
1	Repair: Replacement: X Corrective Measure:	V1200	REPLACE INLET BOLTING FOR MAINTENANCE CONVENIENCE.	YES / NO: No	12/8/98 Interval #2 Period #2	SL-2-10- 105A

Table 3
**ABSTRACT OF REPAIRS, REPLACEMENTS, OR CORRECTIVE
MEASURES
REQUIRED FOR CONTINUED SERVICE
PSL 2 CYCLE 10**

Code Class	Repair, Replacement or Corrective Measure	Item Description	Description of Work	Flaw or Relevant Condition Found During Scheduled ISI Exam or Test ?	Date Complete	Repair/ Replacement Plan Number
2	Repair: Replacement: X Corrective Measure:	V2180	REPLACE STEM/DISC ASSEMBLY DUE TO SCORED STEM.	YES / NO: No	12/2/98 Interval #2 Period #2	SL-2-10- 105
1	Repair: Replacement: X Corrective Measure:	V1201	REPLACE INLET BOLTING FOR MAINTENANCE CONVENIENCE.	YES / NO: No	12/3/98 Interval #2 Period #2	SL-2-10- 106
1	Repair: Replacement: X Corrective Measure:	V1202	REPLACE INLET BOLTING FOR MAINTENANCE CONVENIENCE.	YES / NO: No	12/3/98 Interval #2 Period #2	SL-2-10- 107
2	Repair: X Replacement: X Corrective Measure:	CS-2	Remove indications #12 & #23. Weld 4" branch connections to I-24-CS-2 at location of indications #12 & #23. Excavate indications adjacent to CS-2,FW 4 and perform weld repair.	YES / NO: No	11/29/98 Interval #2 Period #2	SL-2-10- 109
1	Repair: Replacement: X Corrective Measure:	S/G 2A	REPLACE STUD AND NUT. ORIGINAL NUT WILL NOT UNTHREAD FROM STUD (HAND HOLE COVER), HELICOIL	YES / NO: No	12/3/98 Interval #2 Period #2	SL-2-10- 110

Table 3
**ABSTRACT OF REPAIRS, REPLACEMENTS, OR CORRECTIVE
MEASURES
REQUIRED FOR CONTINUED SERVICE
PSL 2 CYCLE 10**

Code Class	Repair, Replacement or Corrective Measure	Item Description	Description of Work	Flaw or Relevant Condition Found During Scheduled ISI Exam or Test ?	Date Complete	Repair/ Replacement Plan Number
2	Repair: X Replacement: Corrective Measure:	BF-14	REMOVE ARC STRIKE BY BUFFING OR FLAPPING.	YES / NO: Yes	12/7/98 Interval #2 Period #2	SL-2-10- 111
2	Repair: X Replacement: Corrective Measure:	CS-2	REMOVE INDICATIONS BY BUFFING OR FLAPPING FOUND AS A RESULT OF PT. REFER TO CR 98-1906 FOR A COMPLETE LIST OF THE INDICATIONS REMOVED.	YES / NO: No	12/7/98 Interval #2 Period #2	SL-2-10- 112
2	Repair: Replacement: X Corrective Measure:	SI-2407-19	REINSTALL SUPPORT BY WELDING WHICH WAS REMOVED TO FACILITATE PIPE INSPECTIONS.	YES / NO: No	12/7/98 Interval #2 Period #2	SL-2-10- 114
2	Repair: Replacement: X Corrective Measure:	V07172	REPLACE VALVE FLANGE STUDS DUE TO AN OVERSTRESSED CONDITION.	YES / NO: No	12/3/98 Interval #2 Period #2	SL-2-10- 115
1	Repair: Replacement: X Corrective Measure:	V1474	REPLACE GALLED INLET FLANGE BOLTING.	YES / NO: No	11/25/98 Interval #2 Period #2	SL-2-10- 116

Table 3
**ABSTRACT OF REPAIRS, REPLACEMENTS, OR CORRECTIVE
MEASURES
REQUIRED FOR CONTINUED SERVICE
PSL 2 CYCLE 10**

Code Class	Repair, Replacement or Corrective Measure	Item Description	Description of Work	Flaw or Relevant Condition Found During Scheduled ISI Exam or Test ?	Date Complete	Repair/ Replacement Plan Number
3	Repair: Replacement: X Corrective Measure:	CW-3000-7001 CW-3000-5	Modify seismic supports to provide access for pipe repairs.	YES / NO: No	12/6/98 Interval #2 Period #2	SL-2-10- 117
3	Repair: Replacement: X Corrective Measure:	V2345	Replace damaged disc insert and nozzle.	YES / NO: No	12/8/98 Interval #2 Period #2	SL-2-10- 118
1	Repair: Replacement: X Corrective Measure:	S/G 2A	Install helicoil in studhole #5	YES / NO: No	12/3/98 Interval #2 Period #2	SL-2-10- 119
2	Repair: Replacement: X Corrective Measure:	V2199	REPLACE DISC INSERT AND SPINDLE ASSEMBLY DURING VALVE OVERHAUL.	YES / NO: No	12/7/98 Interval #2 Period #2	SL-2-10- 120
1	Repair: Replacement: X Corrective Measure:	SG 2A	REPLACE TWO COLD LEG MANWAYSTUDS WHICH WERE DAMAGED DURING REMOVAL.	YES / NO: No	9/25/99 Interval #2 Period #2	SL-2-10- 121

Table 3
**ABSTRACT OF REPAIRS, REPLACEMENTS, OR CORRECTIVE
MEASURES
REQUIRED FOR CONTINUED SERVICE
PSL 2 CYCLE 10**

Code Class	Repair, Replacement or Corrective Measure	Item Description	Description of Work	Flaw or Relevant Condition Found During Scheduled ISI Exam or Test ?	Date Complete	Repair/ Replacement Plan Number
1	Repair: Replacement: X Corrective Measure:	S/G 2B	REPLACE STUDS AND NUTS WHICH WERE DAMAGED DURING REMOVAL. INSTALL HELICOIL IN STUD HOLE #2.	YES / NO: No	11/27/98 Interval #2 Period #2	SL-2-10- 122
3	Repair: Replacement: X Corrective Measure:	CW-20	REPLACE PIPING FLANGE BOLTING (MISSING AFTER DISASSEMBLY FOR INSPECTION).	YES / NO: No	12/7/98 Interval #2 Period #2	SL-2-10- 123
2	Repair: Replacement: X Corrective Measure:	V15328	Replace disc with soft seat disc assembly due to failed LLRT.	YES / NO: No	12/7/98 Interval #2 Period #2	SL-2-10- 124
2	Repair: X Replacement: Corrective Measure:	V2432	Remove defect area and reweld body to bonnet seal weld. Leakage was found during informational RCS walkdown conducted prio to NOP/NOT.	YES / NO: No	12/9/98 Interval #2 Period #2	SL-2-10- 125
2	Repair: X Replacement: Corrective Measure:	SI-112-FW-7	Repair flaw by metal removal using a mechanical removal process	YES / NO: No	11/23/98 Interval #2 Period #2	SL-2-10- 126

St. Lucie Unit 2
Docket No. 50-389
L-2000-227 Enclosure 3

St. Lucie Unit 2 Cycle SL2-11
Inservice Inspection Program
Second Interval Second Period
ASME FORM OAR-1
Owner's Activity Report

Form OAR-1 Owner's Activity Report

Report Number: ISI-PSL-2-2000

Owner: Florida Power and Light Company
P.O. Box 529100
Miami, Florida 33152

Plant: St. Lucie Nuclear Power Plant Unit 2
6501 South Ocean Drive
Jensen Beach, Florida 34957

Commercial Service Date: August 8, 1983 Refueling Outage No.: SL2-12

Current Inspection Interval: Second Current Inspection Period: Second

Edition and Addenda of Section XI applicable to the inspection plan: 1989, and for section IWE, 1992 Edition with addenda through 1992 (IWL not applicable to St. Lucie Unit 2).

Date and Revision of inspection plan: May 13, 1999, Rev. 2

Edition and Addenda of Section XI applicable to repairs and replacements, if different than the inspection plan: Same

CERTIFICATE OF CONFORMANCE

I certify that the statements made in this Owners Activity Report are correct, and that the examinations, tests, repairs, replacements, evaluations, and corrective measures represented by this report conform to the requirements of Section XI.


Certificate of Authorization No.: N/A Expiration Date: N/A

Signed , CSE MGR Date 9/15/00
Owner or Owner's Designee, Title

CERTIFICATE OF INSERVICE INSPECTION

I, the undersigned, holding a valid commission issued by the National Board of Boiler and Pressure Vessel Inspectors and the State or Province of Florida and employed by Factory Mutual Insurance Company of Johnston RI have inspected the items described in this Owner's Activity Report, during the period December 13, 1998 to August 7, 2000, and state that to the best of my knowledge and belief, the Owner has performed all activities represented by this report in accordance with the requirements of Section XI.

By signing this certificate, neither the Inspector nor his employer makes any warranty, expressed or implied, concerning the examinations, tests, repairs, replacements, evaluations, and corrective measures described in this report. Furthermore, neither the inspector nor his employer shall be liable in any manner for any personal injury or property damage or loss of any kind arising from or connected with this inspection.

 Commissions NB7245 N.B.I.'S FL 328
Inspector's Signature National Board, State, Province, and Endorsements
Date 10/16/00

**TABLE 1 (Post 2000 outage)
ABSTRACT OF EXAMINATIONS AND TESTS**

Examination Category	Total Examinations Required for the Interval	Total Examinations Credited for this period	Total Examinations Credited (%) for the period	Total Examinations Credited (%) to Date for the Interval	Remarks
B-A	26	20	100%	100%	RR#14 Applied
B-B	9	5	100%	100%	RR#14 Applied
B-D	36	18	100%	83%	RR#14 Applied
B-E	Covered under site pressure test program				
B-F	31	7	100%	68%	RR#14 Applied
B-G-1	7	1	100%	71%	(1 of total items only required if disassembled)
B-G-2	22	5	100%	59%	RR#14 Applied
B-H	Code Case N-509 applies. Category B-H items are included with Category B-K				
B-J	133	62	100%	68%	total count req. Reflects circ welds only, RR#14 Applied
B-K	2	1	100	100%	RR#14 & Code Case N-509 applied
B-L-1	2	0	0	0	Code Case N-481 Applied
B-L-2	1	0	0	0	
B-M-1	There are no B-M-1 valve body welds				
B-M-2	4	2	50%	75%	1 of each group required when disassembled
B-N-1	24	16	100%	67%	Each item must be examined each period
B-N-2	20	20	100%	100%	
B-N-3	6	6	100%	100%	
B-O	No category B-O items				
B-P	System pressure tests are performed in accordance with plant procedures. Quantification of the number of tests is not possible. At the end of the interval, FPL will ensure that 100% of the systems have been tested.				
B-Q	Steam Generator tubing is examined in accordance with Plant Technical Specifications. See the NIS-BB for details.				
C-A	9	7	100%	100%	RR#14 Applied
C-B	8	4	100%	100%	RR#14 Applied
C-C	9	3	100%	67%	RR#14 & Code Case N-509 Applied

Examination Category	Total Examinations Required for the Interval	Total Examinations Credited for this period	Total Examinations Credited (%) for the period	Total Examinations Credited (%) to Date for the Interval	Remarks
C-D	No category C-D items				
C-F-1	106	35	100%	62%	total count req. Reflects circ welds only
C-F-2	28	8	100%	61%	Less than 28 welds would be required if 7.5% criteria is followed, FPL raised the total count to 28 per note 2, total count req. reflects circ. Welds only
C-G	No category C-G items				
C-H	System pressure tests are performed in accordance with plant procedures. Quantification of the number of tests is not possible. At the end of the interval, FPL will ensure that 100% of the systems have been tested.				
D-A	25	7	100%	67%	Code Case N-509 Applied
D-A	System pressure tests are performed in accordance with plant procedures. Quantification of the number of tests is not possible. At the end of the interval, FPL will ensure that 100% of the systems have been tested.				
D-B	System pressure tests are performed in accordance with plant procedures. Quantification of the number of tests is not possible. At the end of the interval, FPL will ensure that 100% of the systems have been tested.				
D-C	System pressure tests are performed in accordance with plant procedures. Quantification of the number of tests is not possible. At the end of the interval, FPL will ensure that 100% of the systems have been tested.				
(IWE) E-A	4	1	100%	25%	100% General Exam required each period
(IWE) E-D	8	2	100%	25%	Includes exam of 1/3 of moisture barrier
(IWE) E-G	5	1	100%	20%	3 additional exams completed due to disassembled connection
F-A,F1.10	33	22	100%	67%	Code Case N-491-1 Applied for all supports
F-A,F1.20	73	20	100%	60%	Code Case N-491-1 Applied for all supports
F-A,F1.30	26	9	100%	67%	Code Case N-491-1 Applied for all supports
F-A,F1.40	35	9	100%	57%	Code Case N-491-1 Applied for all supports
IWL	St. Lucie does not have a concrete containment. No examinations are required.				

TABLE 2
ITEMS WITH FLAWS OR RELEVANT CONDITIONS THAT
REQUIRED EVALUATION FOR CONTINUED SERVICE

Examination Category	Item Number	Item Description	Flaw Characterization (IWA-3300)	Flaw or Relevant Condition Found During Scheduled Section XI Examination or Test (Yes or No)

There were no flaws or relevant conditions that required
evaluation for continued service.

Table 3
**ABSTRACT OF REPAIRS, REPLACEMENTS, OR CORRECTIVE
MEASURES
REQUIRED FOR CONTINUED SERVICE
PSL 2 CYCLE 11**

Code Class	Repair, Replacement or Corrective Measure	Item Description	Description of Work	Flaw or Relevant Condition Found During Scheduled ISI Exam or Test ?	Date Complete	Repair/ Replacement Plan Number
2	Repair: Replacement: X Corrective Measure:	V2324	REPLACE RELIEF VALVE BELLOWS DUE TO FUNCTIONAL FAILURE.	YES / NO: NO	12/22/98 Interval #2 Period #2	SL-2-11- 001
3	Repair: Replacement: X Corrective Measure:	CW-3000-7002	MODIFY SUPPORT IN ACCORDANCE WITH CRN 98012-8280. THIS WORK WILL REQUIRE MATERIAL REPLACEMENT,	YES / NO: NO	1/5/99 Interval #2 Period #2	SL-2-11- 002
2	Repair: Replacement: X Corrective Measure:	V2167	Replace valve and adjacent welds per CRN 98012-8132. Replacement includes installation of pup piece to aid installation of new valve.	YES / NO: NO	9/20/99 Interval #2 Period #2	SL-2-11- 004
2	Repair: Replacement: X Corrective Measure:	V2169	Replace valve and adjacent welds. Replacement includes installation of pipe coupling to aid installation of new valve per CRN 98012-8134 and -8309.	YES / NO: NO	9-25-99 Interval #2 Period #2	SL-2-11- 005
2	Repair: Replacement: X Corrective Measure:	V2168	Replace valve and adjacent welds per CRNs 98012-8133 and -8308.	YES / NO: NO	9-20-99 Interval #2 Period #2	SL-2-11- 006

Table 3
**ABSTRACT OF REPAIRS, REPLACEMENTS, OR CORRECTIVE
MEASURES
REQUIRED FOR CONTINUED SERVICE
PSL 2 CYCLE 11**

Code Class	Repair, Replacement or Corrective Measure	Item Description	Description of Work	Flaw or Relevant Condition Found During Scheduled ISI Exam or Test ?	Date Complete	Repair/ Replacement Plan Number
2	Repair: Replacement: X Corrective Measure:	CS-3	Install 4" branch connection REPLACED-SEE SL-2-11-047	YES / NO: NO	3/11/99 Interval #2 Period #2	SL-2-11- 009
2	Repair: Replacement: X Corrective Measure:	SI-2407-12 SI-2407-17 SI-2407-19	Modify existing restratnt SI-2407-12 and remove existing seismic restraints SI-2407-17 & -19. Install a new restraint SI-2407-19 on line I-24-CS-2 per CRN 98012-8405.	YES / NO: NO	9/22/99 Interval #2 Period #2	SL-2-11- 011
2	Repair: Replacement: X Corrective Measure:	CS-3	Install 2" branch connection per CRN 98012-8401. REPLACED-SEE SL-2-11-047	YES / NO: NO	9/27/99 Interval #2 Period #2	SL-2-11- 013
2	Repair: Replacement: X Corrective Measure:	CS-3	Install 2" branch connection per CRN 98012-8402. REPLACED-SEE SL-2-11-047	YES / NO: NO	9/27/99 Interval #2 Period #2	SL-2-11- 014
2	Repair: Replacement: X Corrective Measure:	CS-3	Install 2" branch connection per CRN 98012-8404. REPLACED-SEE SL-2-11-047	YES / NO: NO	9/27/99 Interval #2 Period #2	SL-2-11- 015

Table 3
**ABSTRACT OF REPAIRS, REPLACEMENTS, OR CORRECTIVE
MEASURES
REQUIRED FOR CONTINUED SERVICE
PSL 2 CYCLE 11**

Code Class	Repair, Replacement or Corrective Measure	Item Description	Description of Work	Flaw or Relevant Condition Found During Scheduled ISI Exam or Test ?	Date Complete	Repair/ Replacement Plan Number
2	Repair: Replacement: X Corrective Measure:	CS-2	Install Branch Connections, Assemblies 10, 11, 12 and 14 at SI-2407-17 location per CRN 98012-8410. REPLACED-SEE SL-2-11-047	YES / NO: NO	9/23/99 Interval #2 Period #2	SL-2-11- 022
2	Repair: Replacement: X Corrective Measure:	CS-2	Install Branch Connection, Assembly 1, at SI-2407-12 location per CRN 98012-8410. REPLACED-SEE SL-2-11-047	YES / NO: NO	9/25/99 Interval #2 Period #2	SL-2-11- 023
3	Repair: Replacement: Corrective Measure:	V59203	Contingency to replace Check Valve Disc	YES / NO: NO	5/5/00 Interval #2 Period #2	SL-2-11- 024
3	Repair: Replacement: X Corrective Measure:	TCV-14-4B	Replace Valve	YES / NO: NO	5/6/00 Interval #2 Period #2	SL-2-11- 026
2	Repair: Replacement: X Corrective Measure:	V2326	Replace disc, nozzle and spindle.	YES / NO: NO	8/17/99 Interval #2 Period #2	SL-2-11- 027

Table 3
**ABSTRACT OF REPAIRS, REPLACEMENTS, OR CORRECTIVE
MEASURES
REQUIRED FOR CONTINUED SERVICE
PSL 2 CYCLE 11**

Code Class	Repair, Replacement or Corrective Measure	Item Description	Description of Work	Flaw or Relevant Condition Found During Scheduled ISI Exam or Test ?	Date Complete	Repair/ Replacement Plan Number
2	Repair: X Replacement: Corrective Measure:	SE-02-3	Remove/Install Bonnet to Body Weld	YES / NO: NO	5/6/00 Interval #2 Period #2	SL-2-11- 034
1	Repair: Replacement: X Corrective Measure:	V1200	Remove valve/Install spare valve. Replace inlet studs and nuts	YES / NO: NO	4/28/00 Interval #2 Period #2	SL-2-11- 036
1	Repair: Replacement: X Corrective Measure:	V1201	Remove valve/Install spare valve. Replace inlet studs and nuts	YES / NO: NO	4/28/00 Interval #2 Period #2	SL-2-11- 037
1	Repair: Replacement: X Corrective Measure:	V1202	Remove valve/Install spare valve. Replace inlet studs and nuts	YES / NO: NO	4/28/00 Interval #2 Period #2	SL-2-11- 038
3	Repair: X Replacement: Corrective Measure:	I-30-CW-11	Weld Repair corrosion cell.	YES / NO: NO	5/6/00 Interval #2 Period #2	SL-2-11- 045

Table 3
**ABSTRACT OF REPAIRS, REPLACEMENTS, OR CORRECTIVE
MEASURES
REQUIRED FOR CONTINUED SERVICE
PSL 2 CYCLE 11**

Code Class	Repair, Replacement or Corrective Measure	Item Description	Description of Work	Flaw or Relevant Condition Found During Scheduled ISI Exam or Test ?	Date Complete	Repair/ Replacement Plan Number
2	Repair: Replacement: X Corrective Measure:	LCV-2110Q	Replace valve plug.	YES / NO: NO	2/9/00 Interval #2 Period #2	SL-2-11- 046
2	Repair: Replacement: X Corrective Measure:	I-24-CS-2 I-24-CS-3	Replace ECCS Suction Header A Replace ECCS Suction Header B	YES / NO: NO	5/8/00 Interval #2 Period #2	SL-2-11- 047
2	Repair: Replacement: X Corrective Measure:	V2180	Replace Valve with Anchor-Darling equivalent	YES / NO: NO	5/2/00 Interval #2 Period #2	SL-2-11- 049
2	Repair: Replacement: X Corrective Measure:	V8211	Remove and Restore valve to provide clearance for MSIV work. Replace inlet bolting.	YES / NO: NO	5/10/00 Interval #2 Period #2	SL-2-11- 050
2	Repair: Replacement: X Corrective Measure:	V8210	Remove and Restore valve to provide clearance for MSIV work. Replace inlet bolting.	YES / NO: NO	5/10/00 Interval #2 Period #2	SL-2-11- 051

Table 3
**ABSTRACT OF REPAIRS, REPLACEMENTS, OR CORRECTIVE
MEASURES
REQUIRED FOR CONTINUED SERVICE
PSL 2 CYCLE 11**

Repair, Replacement or Corrective Measure	Item Description	Description of Work	Flaw or Relevant Condition Found During Scheduled ISI Exam or Test ?	Date Complete	Repair/ Replacement Plan Number
ir: cement: X ctive ure:	V08130	Replace disc/stud IAW Star #951852	YES / NO: NO	5/9/00 Interval #2 Period #2	SL-2-11- 064
ir: cement: X ctive ure:	V08163	Replace disc/stud per PMAI 96-03-340	YES / NO: NO	5/9/00 Interval #2 Period #2	SL-2-11- 065
ir: cement: X ctive ure:	PCV-1100E	Replace valve plug assembly and bonnet bolting	YES / NO: NO	4/25/00 Interval #2 Period #2	SL-2-11- 067
ir: cement: X ctive ure:	I-3-CH-938	Replace line due to through wall leak	YES / NO: NO	4/14/00 Interval #2 Period #2	SL-2-11- 068
ir: cement: X ctive ure:	V3518	Replace Yarway valve with Anchor Darling due to seat leakage	YES / NO: NO	5/6/00 Interval #2 Period #2	SL-2-11- 069

Table 3
**ABSTRACT OF REPAIRS, REPLACEMENTS, OR CORRECTIVE
MEASURES
REQUIRED FOR CONTINUED SERVICE
PSL 2 CYCLE 11**

Code Class	Repair, Replacement or Corrective Measure	Item Description	Description of Work	Flaw or Relevant Condition Found During Scheduled ISI Exam or Test ?	Date Complete	Repair/ Replacement Plan Number
2	Repair: Replacement: X Corrective Measure:	V3519	Replace Yarway valve with Anchor Darling due to seat leakage	YES / NO: NO	4/28/00 Interval #2 Period #2	SL-2-11- 070
1	Repair: Replacement: X Corrective Measure:	V3527	Replace Bonnet Studs and Nuts, Disc	YES / NO: NO	5/6/00 Interval #2 Period #2	SL-2-11- 071
2	Repair: Replacement: X Corrective Measure:	V8203	Replace Disc, Nozzle, Spring, Spindle	YES / NO: NO	5/11/00 Interval #2 Period #2	SL-2-11- 072
3	Repair: Replacement: X Corrective Measure:	SR21196	Replace Spindle and Disc	YES / NO: NO	4/23/00 Interval #2 Period #2	SL-2-11- 073
1	Repair: Replacement: X Corrective Measure:	V3259	Replace valve.	YES / NO: NO	5/10/00 Interval #2 Period #2	SL-2-11- 075

Table 3
**ABSTRACT OF REPAIRS, REPLACEMENTS, OR CORRECTIVE
MEASURES
REQUIRED FOR CONTINUED SERVICE
PSL 2 CYCLE 11**

Code Class	Repair, Replacement or Corrective Measure	Item Description	Description of Work	Flaw or Relevant Condition Found During Scheduled ISI Exam or Test ?	Date Complete	Repair/ Replacement Plan Number
1	Repair: Replacement: X Corrective Measure:	V1474	Replace studs and nuts	YES / NO: NO	5/5/00 Interval #2 Period #2	SL-2-11- 077
1	Repair: Replacement: X Corrective Measure:	V3652	Replace Disc	YES / NO: NO	5/14/00 Interval #2 Period #2	SL-2-11- 078
3	Repair: X Replacement: Corrective Measure:	I-30-CW-10	Repair by welding.	YES / NO: NO	5/4/00 Interval #2 Period #2	SL-2-11- 081
3	Repair: X Replacement: Corrective Measure:	I-30-CW-11-2	Repair through wall hole created while making XI weld repair on the weldneck flange exterior of spool 30-CW-11-2	YES / NO: NO	5/6/00 Interval #2 Period #2	SL-2-11- 083
1	Repair: Replacement: X Corrective Measure:	SE-02-2	Replace main disc and pilot disc.	YES / NO: NO	5/5/00 Interval #2 Period #2	SL-2-11- 084

Table 3
**ABSTRACT OF REPAIRS, REPLACEMENTS, OR CORRECTIVE
MEASURES
REQUIRED FOR CONTINUED SERVICE
PSL 2 CYCLE 11**

Code Class	Repair, Replacement or Corrective Measure	Item Description	Description of Work	Flaw or Relevant Condition Found During Scheduled ISI Exam or Test ?	Date Complete	Repair/ Replacement Plan Number
2	Repair: Replacement: X Corrective Measure:	SG-2A PRIMARY MANWAY	Replace primary manway stud.	YES / NO: NO	5/11/00 Interval #2 Period #2	SL-2-11- 085
2	Repair: Replacement: X Corrective Measure:	SG-2A	Replace manway stud	YES / NO: NO	5/11/00 Interval #2 Period #2	SL-2-11- 086
1	Repair: X Replacement: Corrective Measure:	SG 2A	Repair hand-hole stud hole using a helicoil	YES / NO: NO	5/11/00 Interval #2 Period #2	SL-2-11- 088
2	Repair: Replacement: X Corrective Measure:	FCV-23-4	Replace Bonnet Studs and Nuts	YES / NO: NO	5/10/00 Interval #2 Period #2	SL-2-11- 089
2	Repair: Replacement: X Corrective Measure:	SG 2B	Replace secondary manway studs and nuts	YES / NO: NO	5/11/00 Interval #2 Period #2	SL-2-11- 090

Table 3
**ABSTRACT OF REPAIRS, REPLACEMENTS, OR CORRECTIVE
MEASURES
REQUIRED FOR CONTINUED SERVICE
PSL 2 CYCLE 11**

Code Class	Repair, Replacement or Corrective Measure	Item Description	Description of Work	Flaw or Relevant Condition Found During Scheduled ISI Exam or Test ?	Date Complete	Repair/ Replacement Plan Number
2	Repair: Replacement: X Corrective Measure:	I-4-MS-10	Replace snubber on line I-4-MS-10	YES / NO: NO	5/13/00 Interval #2 Period #2	SL-2-11- 091
2	Repair: Replacement: X Corrective Measure:	V3523	Replace disc	YES / NO: NO	5/15/00 Interval #2 Period #2	SL-2-11- 092
3	Repair: Replacement: X Corrective Measure:	V59156	Replace check valve	YES / NO: NO	5/13/00 Interval #2 Period #2	SL-2-11- 093
2	Repair: Replacement: X Corrective Measure:	CHG PP 2B	Replace Stuffing Box	YES / NO: NO	6/26/00 Interval #2 Period #2	SL-2-11- 095
2	Repair: Replacement: X Corrective Measure:	CHG PP 2C	Replace two Cyl. Head Studs, damaged during maintenance	YES / NO: NO	7/19/00 Interval #2 Period #2	SL-2-11- 097