

ATTACHMENT VI

CYCLE 15 CALCULATED REACTOR PHYSICS PARAMETERS

(NON-PROPRIETARY)

CONSOLIDATED EDISON COMPANY OF NEW YORK, INC.
INDIAN POINT UNIT NO. 2
DOCKET NO. 50-247
AUGUST 2000

(NON-PROPRIETARY)
Table Of Contents

<u>Table</u>	<u>Title</u>
1	
2	
3	

	a,b
--	-----

<u>Figure</u>	<u>Title</u>
1	
2	
3	
4	

	a,b
--	-----

(NON-PROPRIETARY)
Table 1

--


--

a,b

(NON-PROPRIETARY)
Table 2

| a,b


(NON-PROPRIETARY)
Table 3




a,b

(NON-PROPRIETARY)

Figure 1




(NON-PROPRIETARY)
Figure 2




(NON-PROPRIETARY)

Figure 3



(NON-PROPRIETARY)

Figure 4



ATTACHMENT VII

SELECTED COMPARISONS OF THE
CYCLE 14 CALCULATED CORE POWER DISTRIBUTIONS
VERSUS CYCLE 14 FLUX MAPS

(NON-PROPRIETARY)

CONSOLIDATED EDISON COMPANY OF NEW YORK, INC.
INDIAN POINT UNIT NO. 2
DOCKET NO. 50-247
AUGUST 2000

(NON-PROPRIETARY)
Table Of Contents

<u>Table</u>	<u>Title</u>
1	

	a,b
--	-----

<u>Figure</u>	<u>Title</u>
1	
2	
3	
4	
5	
6	

	a,b
--	-----

(NON-PROPRIETARY)

Table 1

a,b


(NON-PROPRIETARY)

Figure 1



(NON-PROPRIETARY)


Figure 2



a,b

(NON-PROPRIETARY)

Figure 3



(NON-PROPRIETARY)

Figure 4



(NON-PROPRIETARY)

Figure 5

a,b

(NON-PROPRIETARY)

Figure 6

