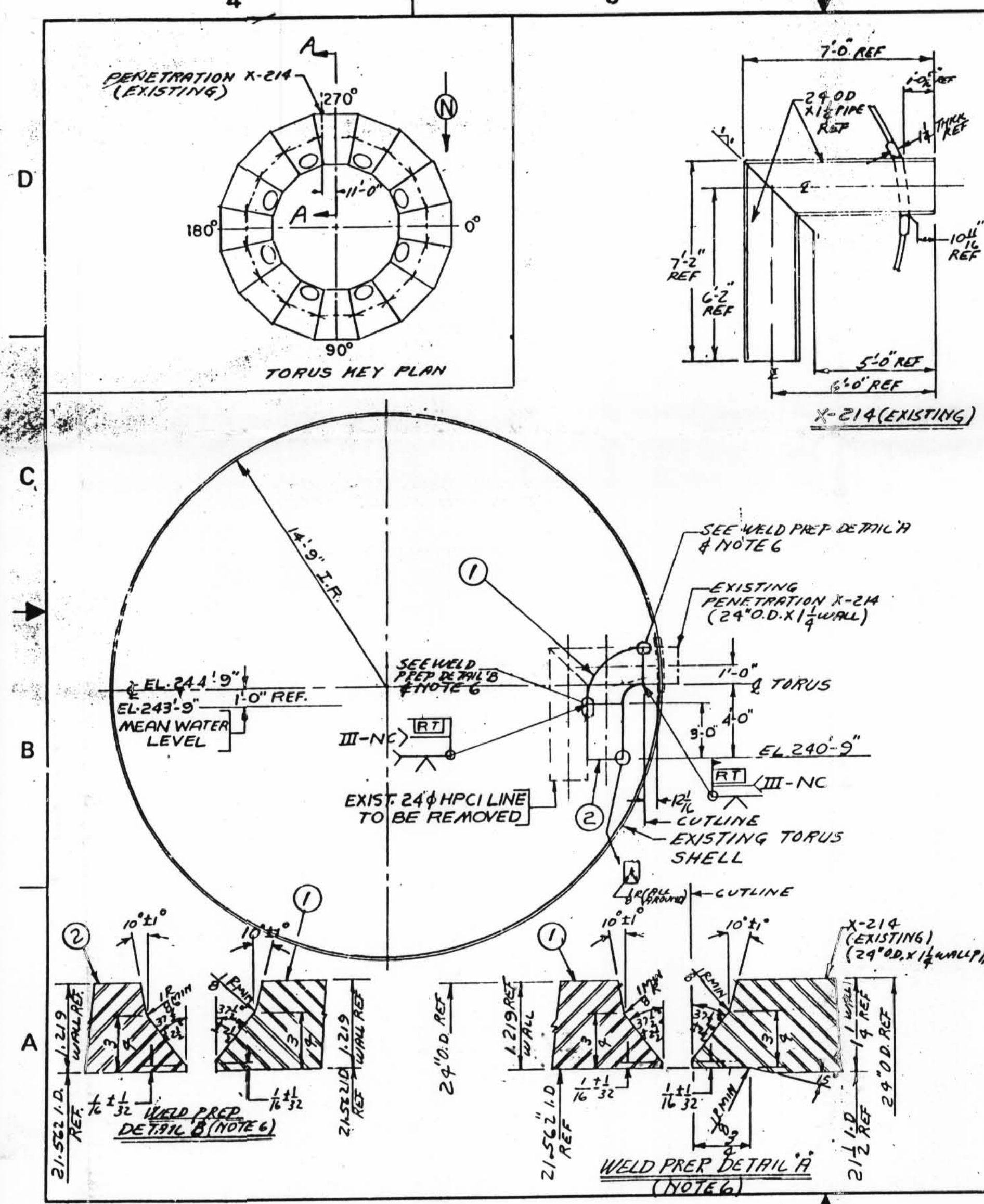


DRAWING NUMBER  
3.74-14

DRAWING NUMBER  
3.74-14

DRAWING NUMBER  
3.74-14

DRAWING NUMBER  
3.74-14



LIST OF MATERIAL				
ITEM	ITEM NUMBER	DRAWING NUMBER	DESCRIPTION / MATERIAL	QTY
1			ELBOW: 24" SCH 80 (1.219 WALL) 90° S.R. MAT'L: SA 234	1
2			PIPE: 24" SCH 80 (1.219 WALL) X 3'-0" LONG MATERIAL: SA 333 GRADE C	1

- NOTES:
1. QUANTITIES LISTED ARE FOR ONE (1) HPCI LINE AND ONE (1) IS REQUIRED.
  2. THE REQUIREMENTS OF THE ASME CODE SECTION III, DIVISION 1, SUBSECTION NC FOR CLASS 2 PIPING SUBASSEMBLIES 1977 EDITION THRU SUMMER 1978 ADDENDA APPLIES TO THIS DRAWING, INCLUDING CODE STAMPING.
  3. PAINTING SHALL BE BY AN OWNER'S CURRENT APPROVED PAINT SPECIFICATION.
  4. SHOP DRAWINGS, WELDING AND OTHER FABRICATION & INSTALLATION PROCEDURES ARE TO BE REVIEWED AND APPROVED BY THE OWNER OR OWNER'S AGENT PRIOR TO FABRICATION OR INSTALLATION.
  5. THE FOLLOWING SPECIFICATIONS APPLY TO THIS ASSEMBLY:  
OWNER'S SPECIFICATION: OS-2386-3  
SHOP FABRICATION SPECIFICATION: FS-2386-2
  6. WELD PREP SHOWN FOR INFORMATION ONLY.





REFERENCE DRAWINGS, C.B. & I. CONTRACT NO. 9-837.  
DRAWING # 31 REV. 10 DETAIL H4

TELEDYNE ENGINEERING SERVICES ISSUED FOR CONSTRUCTION TES PROJ. NO. 5324 DATE 11/18/81	
2	11/18/81
1	7/24/81
REV	DATE
REVISIONS	
UNLESS OTHERWISE SPECIFIED	
DIMENSIONS ARE IN INCHES	
FRACTIONS DECIMALS ANGLES	
± 1/8 ± .005 ± 1/2	
FINISH	
SCALE	
USED ON NEXT ASSY	
TELEDYNE ENGINEERING SERVICES WALTHAM, MASS.	
MODIFICATION TO EXISTING 24" HPCI LINE (K-214) FITZPATRICK	
2386 C-5493	

REFERENCE DRAWINGS  
11825-FP-67E  
11825-3.74-6

FOR INFORMATION ONLY

UNCONTROLLED DRAWING  
Copy Date JUN 28 2000  
CAUTION - Extended use of this drawing copy may result in its inaccuracy due to subsequent design changes and drawing updates.

	ORIGINAL ISSUE	JES				ae	12/12
	AS-BUILT PER MOD # M-024						
REV.	DESCRIPTION	DRWN BY	ENG	VERF	APPR.	DATE	
REVISION BY NYPA							
JAMES A FITZPATRICK NUCLEAR POWER PLANT POWER AUTHORITY OF THE STATE OF NEW YORK							
TITLE: MODIFICATION TO EXISTING 24" HPCI LINE (K-214)							
COMPONENT I.D. N°							
VENDOR: TELEPHONE							
VENDOR DWG. N° C-5495							
FILE N°							
11825-3.74-14						REV.	A

FOR INFORMATION ONLY

D-3