

memorandum

Ohio Field Office
West Valley Demonstration Project


DATE: June 23, 2000

SUBJECT: West Valley Demonstration Project (WVDP) April 2000 Progress Report

TO: Mark E. Rawlings
DOE-HQ, EM-31, 1188/CLOV

Reference: Letter WD:2000:0441 (72461), J. L. Little to E. A. Lowes, "WVDP Progress Report - April - 2000," dated June 13, 2000

Attached is the WVDP Progress Report for April 2000. Any questions regarding the information contained therein can be directed to Lisa M. Maul at (716) 942-2163.


Elizabeth A. Lowes, Acting Director
West Valley Demonstration Project

Attachment: Referenced Document

cc: J. J. Fiore, DOE-HQ, EM-30, 5B-050/FORS, w/att.
W. E. Murphie, DOE-HQ, EM-31, 2175/CLOV, w/att.
S. R. Brechbill, OH/OOM, OSE-419, w/att.
R. D. Folker, OH/OOM, OSE-410, w/att.
P. W. Greenwalt, OH/CFO, OSE-339, w/att.
P. S. VanLoan, OH/CFO, OSE-338, w/att.
J. D. Parrott, NRC, TWFN, Room 8 C30, MS-8 F37, w/att.
B. C. Bower, OH/WVDP, WV-DOE, w/att.
W. F. Hamel, OH/WVDP, WV-DOE, w/att.
T. J. Jackson, OH/WVDP, WV-DOE, w/att.
E. A. Lowes, OH/WVDP, WV-DOE, w/att.
H. R. Moore, OH/WVDP, WV-DOE, w/att.
D. W. Sullivan, OH/WVDP, WV-DOE, w/att.
H. A. Jack, NYSERDA-Albany, w/att.
P. L. Piciulo, NYSERDA, WV-17, w/att.
J. Pitkin, NYSERDA-Albany, w/att.

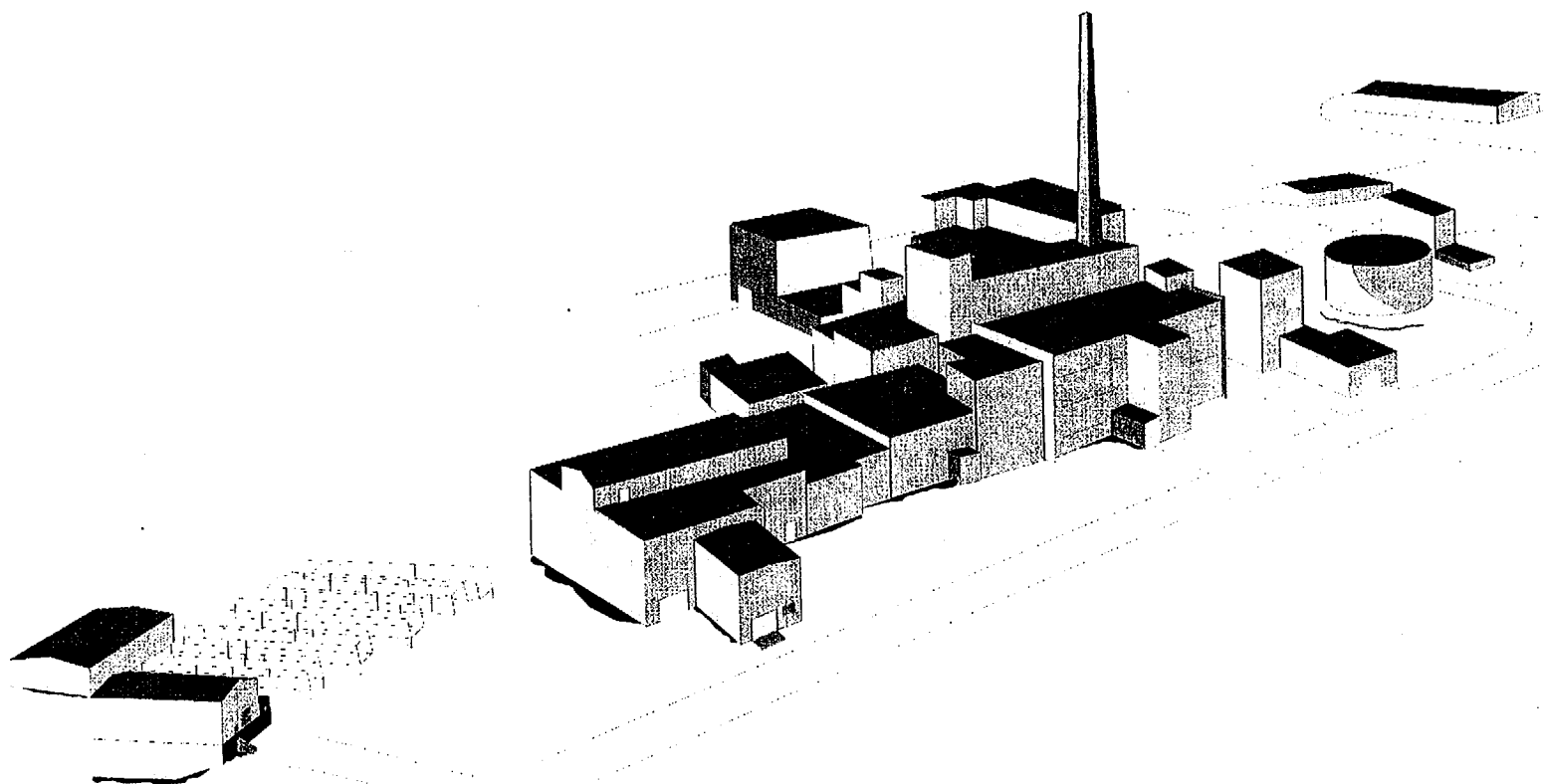
LMM:072 - 72553 - 237.2

LMM/brb

nmssolpublic



West Valley Demonstration Project Progress Report April 2000



**West Valley Demonstration Project
Progress Report
April 2000**

Table of Contents

Page

Contract Information and Objective	1
Narrative Highlights and Assessments	2
Overall Project Assessment	5
PBS01 HLW Vitrification & High Activity Processing	8
PBS02 Site Transitioning, Decommissioning, & Project Completion	14
PBS03 Spent Nuclear Fuel	17
PBS04 Project Management/Site Support	20
Total Project Earned Value Report (WBS)	21
Budget Plan (TPCE)	23
WVDP TPCE Reserves Status Summary	24
WVDP Financial Report	26
WVNS Monthly Earned Value Summary by PBS Report	27
WVDP Milestone Listing	31
FY2000 Labor Summary (WVNS)	

PROGRESS REPORT

Report No. 210
Reporting Period: April 2000

CONTRACT TITLE AND NUMBER: West Valley Demonstration Project
Operating Contract
DE-AC24-81NE44139

CONTRACTOR NAME: West Valley Nuclear Services Company
10282 Rock Springs Road
West Valley, New York 14171-9799

CONTRACT PERIOD: October 1, 1994 - September 30, 2001

CONTRACT OBJECTIVE: The West Valley Demonstration Project (WVDP) Act (Public Law PL 96-368) states that the Secretary of the Department of Energy (DOE) shall carry out a high level radioactive waste management demonstration project at the Western New York Nuclear Service Center (WNYNSC) in West Valley, New York, for the purpose of demonstrating solidification techniques which can be used for preparing high level radioactive waste (HLW) for disposal. The Act states that:

1. The Secretary shall solidify, in a form suitable for transportation and disposal, the HLW at the Center by vitrification or by such other technology which the Secretary determines to be most effective for solidification.
2. The Secretary shall develop containers suitable for the permanent disposal of the HLW solidified at the Center.
3. The Secretary shall, as soon as feasible, transport, in accordance with applicable law, the waste solidified at the Center to an appropriate Federal repository for permanent disposal.
4. The Secretary shall, in accordance with applicable licensing requirements, dispose of low level radioactive waste (LLW), and transuranic waste (TRU) produced by solidification of HLW under the Project.
5. The Secretary shall decontaminate and decommission (D&D) - (A) the tanks and other facilities of the Center in which the HLW solidified under the project was stored, (B) the facilities used in the solidification of the waste, and (C) any material and hardware used in connection with the project, in accordance with such requirements as the Commission (NRC) may prescribe.

West Valley Nuclear Services Company (WVNS), as DOE's management and operating contractor under a performance-based contract, will perform day-to-day activities at the existing WNYNSC site, maintain the existing facilities to DOE standards, and will plan, design, construct, execute decontamination and decommissioning (D&D) projects, and operate the solidification system in accordance with DOE's directives.

Phase I of the Project's vitrification campaign commenced in 1996 and completed in 1998, ahead of schedule and under budget. The majority of the liquid HLW was processed and vitrified in canisters that are currently being maintained in on-site storage. The remaining sludge is currently being treated and the vitrification facility is expected to continue to be utilized through FY 2001 for the treatment of remaining HLW / High Activity Waste (HAW).

A Record of Decision (ROD) is expected to be finalized subsequent to a Final Environmental Impact Statement (FEIS) that will determine final disposition of facilities and closure of the site, thus defining the actions to fulfill the DOE's closure / completion responsibility per the WVDP Act.

NARRATIVE HIGHLIGHTS AND ASSESSMENT

Overall Assessment

Accomplishments/Status

The Vitrification Facility melter is currently idle with the 247th canister, the 6th in FY 2000, under the melter feed pour spout. The average canister fill height for FY2000 is 93.15%, exceeding the Waste Acceptance Criteria (WAC) minimum requirement of 80% for disposal at the Federal Repository. 1,735 out of an estimated 1'875 alpha transuranic curies have been transferred to the Vitrification Cell to date.

Preparatory characterization and retrieval efforts continue in the Head End Cells to reduce the risk of radiation exposure and contamination by removing Spent Nuclear Fuel (SNF) debris from the former fuel reprocessing cells. Hot Cell Services completed the installation of the two shield windows and will install the replacement cold side cover glass for the Kiosk shield window in May. Bruce's Welding completed the fabrication of the steel for the raised floor for the GPC airlock. Maintenance Electrical completed the removal of the lighting fixtures in the Process Mechanical Cell (PMC) Enclosure Change Room and completed isolation of the air handling unit. Final design was completed and the construction contract for the General Purpose Cell Crane Room (GCR) enclosure was approved. The detailed schedule for the construction of the GCR Enclosure is under development. In preparation for the construction of the enclosure, Maintenance completed the relocation of the utility air and utility water lines in the alleyway. Relocation of the demineralized water line is in progress.

13,978 ft³ (396m³) of radioactive Low Level Waste (LLW) has been shipped off-site for disposal in FY2000. An additional 4431 ft³ (125 m³) of waste has been sorted and staged in preparation for shipment off-site and disposal. The commitment for LLW shipments in FY2000 is 30,000 ft³ (850 m³). An additional 4725 ft³ (134 m³) of LLW has been staged for rail shipment. The commitment to stage LLW for rail shipment is 20,000 ft³ (566 m³).

Progress continues on the design of the Remote Handled Waste Facility (RHWF), which will allow project personnel to safely prepare WVDP high activity radioactive waste for shipping and off-site disposal. The RHWF general arrangement drawings were the subject of a WVNS interactive design review. System Design Document (SDD) 01, "Remote Processing System," presently in the review cycle was also a part of the design review since the remote processing system is the major system in the facility and an integral part of the general arrangement drawings. Reviewer's comments remain to be resolved.

As part of the Spent Fuel Transportation Project, Transnuclear-Robert E. Ginna (TN-REG) and Transnuclear-Big Rock Point (TN-BRP) cask Safety Analysis Reports (SAR)s for full loads, including damaged fuel, were submitted to the Nuclear Regulatory Commission (NRC) under DOE cover letter on April 28. The NRC completed an initial completeness review. The technical review will be initiated on May 1. Feedback from the NRC Project Manager is that the technical review is expected to be completed by mid-July, with the first Request for Additional Information (RAI) expected in early August.

In support of the Environmental Impact Statement (EIS) Site Closure Alternative Analysis, Science Applications International Corporation (SAIC) is continuing work on the development of the next National Environmental Policy Act (NEPA) document, including continuing work on the development of EIS Chapters 3 (Alternatives) and 4 (Affected Environment). SAIC is also continuing performance assessment work, and to date has completed seven of the nine performance assessment modules. In parallel with completing the remaining modules, SAIC will begin preparing integrated codes for the HLW Tank and Process Building to support incidental waste determination efforts. SAIC has completed calibration of the Siberia erosion model and is documenting the results.

NARRATIVE HIGHLIGHTS AND ASSESSMENT

Overall Assessment

Assessment/Actions

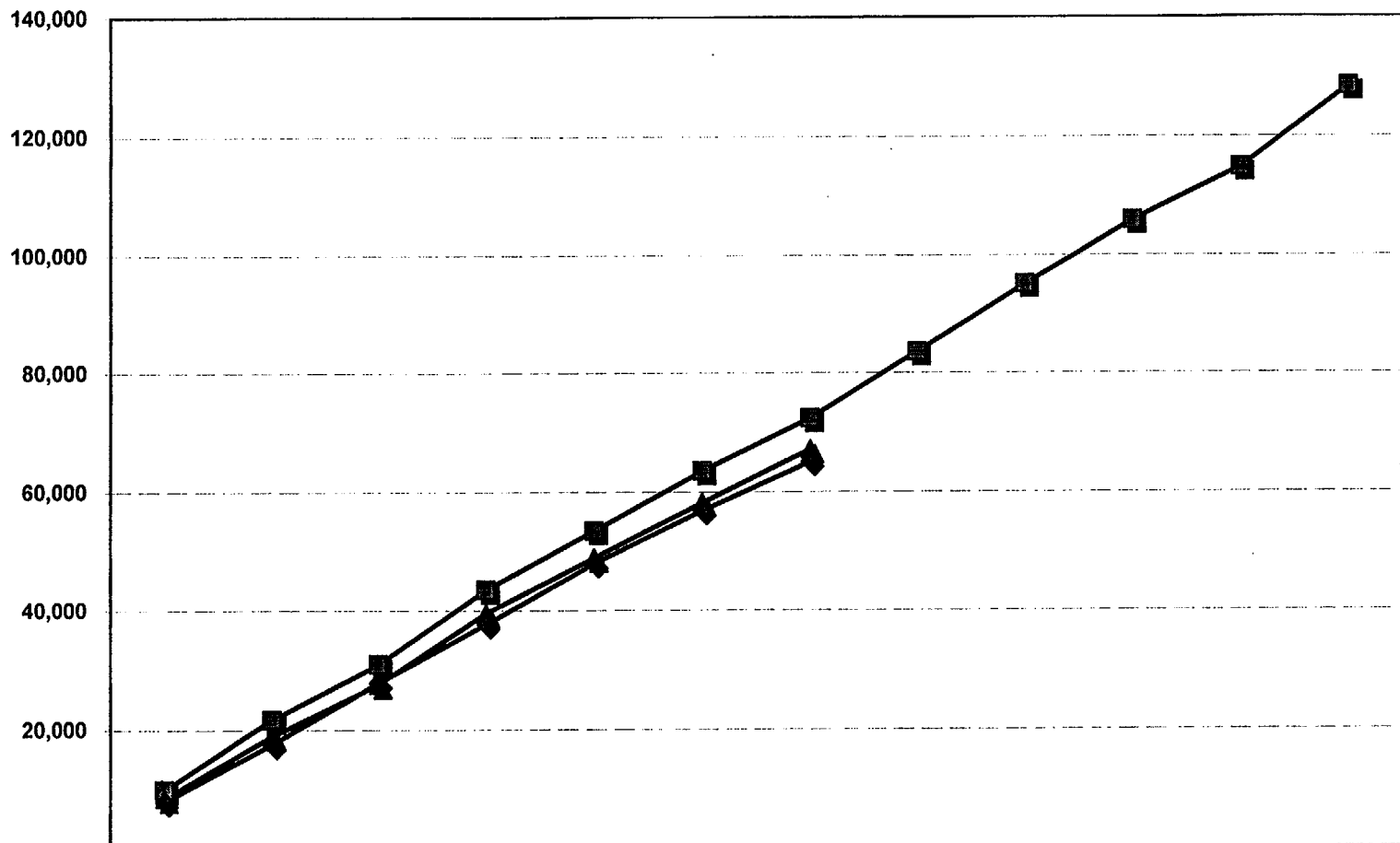
The Project experienced no appreciable cost variance through April.

The Project experienced a \$5.2 million cumulative negative schedule variance through April. This remains due primarily to less than planned progress in assembly of the Head End Cell Bridge Mounted Manipulator Systems (BMMS), completion of small Site Decommissioning Projects, procurement of Vitrification Expended Materials Process (VEMP) 2nd generation size reduction equipment and procurement of equipment/facilities to support the shipout and disposal of High Activity VEMP waste, and cask licensing recertification for shipments of Spent Nuclear Fuel (SNF). These variances are calculated against a working schedule and do not jeopardize overall WVDP Commitments.

Performance to date for FY 2000 is 56% of work planned, 52% of work performed and 51% costed.

Total Project

\$ K



PROJECT BUDGET	9,980	21,663	30,949	43,469	53,398	63,507	72,373	83,599	95,110	105,860	114,837	128,476
PROJECT PERFORMANCE	8,603	18,946	27,605	39,578	48,844	58,186	67,139					
PROJECT ACTUAL	8,046	17,621	27,854	37,680	47,910	56,834	65,020					
DOE PBS BUDGET	9,814	21,156	30,335	42,594	52,354	62,275	71,370	83,180	94,536	105,288	114,270	125,902
DOE PBS PERFORMANCE	8,416	18,710	27,182	38,723	47,734	57,113	65,919	-	-	-	-	-
DOE PBS ACTUAL	9,471	19,459	30,109	39,351	49,320	58,132	65,746	-	-	-	-	-

PBS OH-WV-01: HLW Vitrification & High Activity Waste Processing

PBS OH-WV-01 Scope -The scope of PBS OH-WV-01 addresses activities required to comply with the mandates of the WVDP Act which stipulates that, among other responsibilities, the Secretary of the Department of Energy shall solidify, in a form suitable for transportation and disposal, the HLW at the Center by vitrification or such other technology which the Secretary determines to be most effective for solidification, and develop containers suitable for the permanent disposal of the HLW solidified at the Center.

The decision to utilize vitrification as the solidification process for the HLW at WVDP was made in 1982. In 1988, the vitrification formula which complied with the Waste Acceptance Criteria for long term disposal in the Federal Repository for the HLW at WVDP was approved. PBS-OH-WV-01 includes activities for liquid HLW processing and tank heel residual processing, and vitrification operations support. Vitrification operations are expected to continue through FY2001. Beginning in FY2001, the final scope of this PBS, including deactivation and initial decontamination of the processing facilities in FY2002 will be performed as part of OH-WV-01LT. The final decontamination and decommissioning of the vitrification facilities will be performed in PBS-OH-WV-02LT; Site Transition, Decommissioning, and Project Completion. Currently, Project efforts in PBS OH-WV-01 focus on activities required for final HLW residual removal and processing from the HLW tanks.

HIGH LEVEL WASTE TANK CLOSURE PROJECT

Milestone: Develop a Curie Quantification Method to Assess Residual Activity in HLW Storage Tanks

MAR-00

Status: Completed March 31, 2000.

Milestone: Complete the external Peer Review of Curie Quantification Method

JUN-00

Status: On schedule for completion by May 30, 2000. Subcontracts have been placed with all 8 peer review team members to perform the peer review.

Milestone: Transfer Cs-137 Activity from Tank 8D-1 to the Concentrator Feed Makeup Tank (CFMT)

SEP-00

Status: Cs-137 is transferred as part of the zeolite transfers which are scheduled to begin in July, 2000.

Milestone: Transfer Greater than 1,875 Curies (Alpha Transuranics and PU-241 and Tc-99) to the CFMT

SEP-00

Status: The analytical results from transfer 62Z performed in March, 2000 indicated that 1,735 curies have been removed from Tank 8D-2 this fiscal year.

PBS OH-WV-01: HLW Vitrification & High Activity Waste Processing

VITRIFICATION FACILITY CLOSURE PROJECT

Milestone: Identify, develop, and deploy two separate and effective types of remote equipment in support of **SEP-00**
of Vitrification Expended Material Processing (VEMP)

Status: Modifications to new VEMP tooling are in progress based upon Operation's input to testing conducted at the Vitrification Test Facility (VTF). This scope remains on schedule.

Milestone: Issue Lessons learned Report for the second year's development, testing and installation in support **SEP-00**
of Vitrification Expended Material Processing (VEMP)

Status: Information is continuing to be gathered from VEMP activities for the Lessons Learned Report.

Milestone: Identify and size reduce 8 items of Vitrification Expended Material (VEM) suspected to be **SEP-00**
HLW contaminated

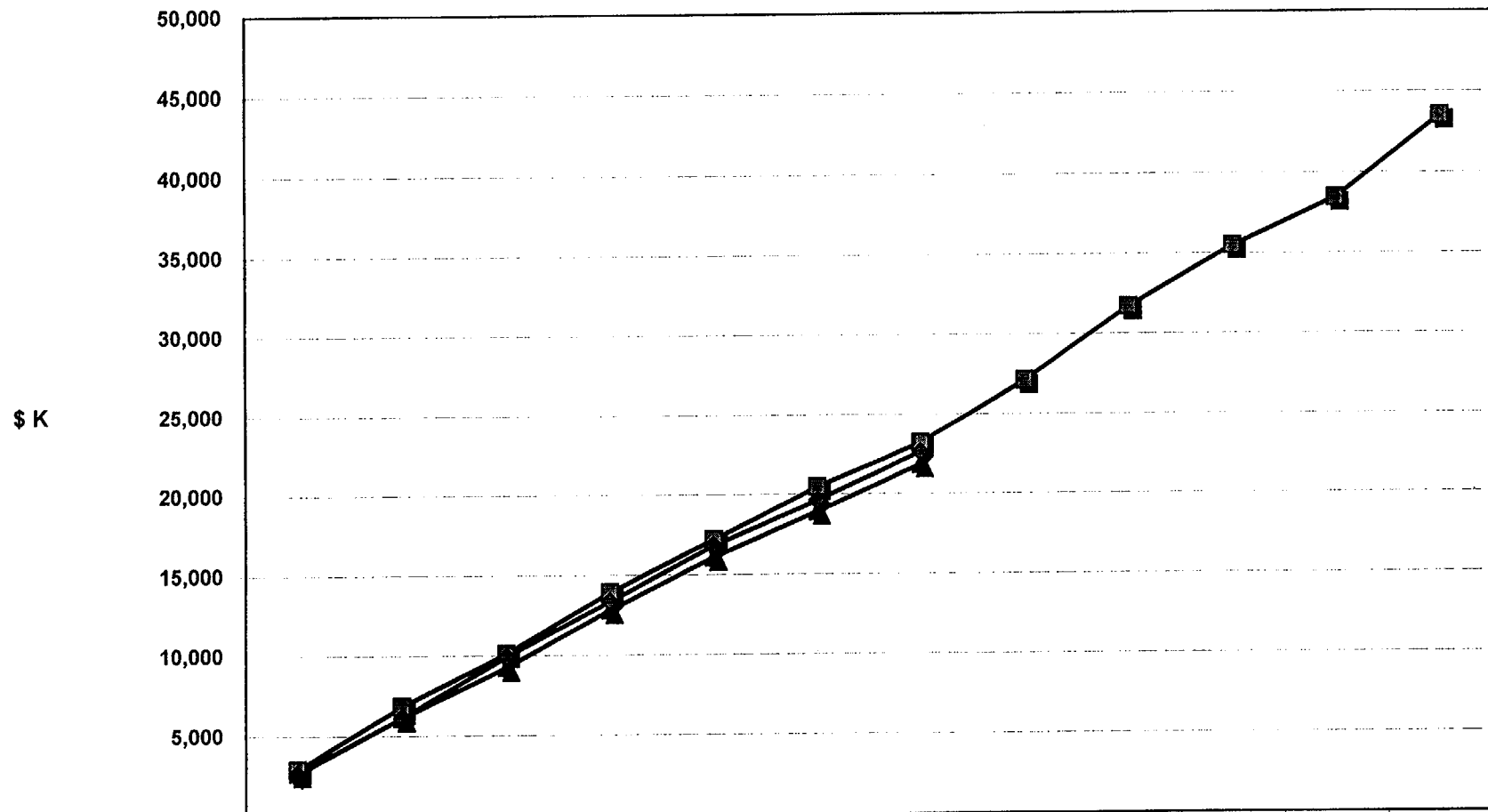
Status: Completed March 27, 2000. Nineteen items have been processed this year, which includes two large items with airborne HLW contamination. The stretch goal for VEMP is to complete the size reduction of 25 Vitrification Expended Material Items by September 30, 2000

PBS OH-WV-01 Assessment/Actions

HLW Vitrification & HAW Processing incurred no appreciable cost or schedule variance through April.

Performance to date for FY 2000 is 53% of work planned, 50% of work performed and 52% costed.

PBS 1 - (OH-WV-01) HLW VITRIFICATION & HIGH ACTIVITY WASTE PROCESSING



	OCT	NOV	DEC	JAN	FEB	MAR	APR	MAY	JUN	JUL	AUG	SEP
PROJECT BUDGET	2,928	6,845	10,112	13,934	17,179	20,460	23,223	27,115	31,688	35,498	38,451	43,533
PROJECT PERFORMANCE	2,733	6,133	9,251	12,825	16,084	18,905	21,852					
PROJECT ACTUAL	2,666	6,128	9,935	13,350	16,800	19,610	22,639					
DOE PBS BUDGET	2,886	6,662	9,854	13,510	16,648	19,814	22,761	27,423	31,984	35,984	39,014	42,219
DOE PBS PERFORMANCE	2,701	6,042	9,055	12,130	15,113	17,903	20,645					
DOE PBS ACTUAL	3,497	6,888	10,665	13,570	16,804	19,397	22,042					

PBS OH-WV-02: Site Transitioning, Decommissioning & Project Completion

PBS OH-WV-02 Scope -The scope of PBS OH-WV-02 addresses activities required to comply with the mandates of the WVDP Act which stipulates that, among other responsibilities, the Secretary of the Department of Energy shall, as soon as feasible, transport, in accordance with applicable law, the waste solidified at the Center to an appropriate Federal repository for permanent disposal. Additionally, the Secretary shall, in accordance with applicable licensing requirements, dispose of low level radioactive waste (LLW), and transuranic waste (TRU) produced by solidification of HLW under the Project. And finally, the Secretary shall decontaminate and decommission (D&D) - (A) the tanks and other facilities of the Center in which the HLW solidified under the project was stored, (B) the facilities used in the solidification of the waste, and (C) any material and hardware used in connection with the project, in accordance with such requirements as the Commission (NRC) may prescribe.

Project efforts in PBS OH-WV-02 focus on activities required to transition the site from HLW vitrification operations through deactivation and decommissioning and final decontamination (D&D) of Project facilities. These activities include management of the migrating radioactive groundwater plume including construction of a Permeable Barrier Wall, and completion of the NEPA process to determine final facility closure activities (Environmental Projects), construction of the Remote Handled Waste Facility (RHWF) to provide the Project capability to characterize and package High Activity Waste for disposal (Remote Handled Waste Project), LLW storage and shipping for off-site disposal (Waste Disposal Projects), Head End Cell (HEC) equipment installation / upgrades and HEC Spent Fuel Debris Retrieval (Facility Closure Projects), and development of alternative on-site HLW canister storage capability.

During execution of all provisions of the WVDP Act, the Project is committed to continuing safe storage and removal of the transuranic (TRU) waste, HLW canisters, as well as safe storage and waste management of the mixed low-level waste (MLLW) and low level waste (LLW).

REMOTE HANDLED WASTE PROJECT (RHWP)

Scope: Implementation of site Remote Handled (RH) waste activities includes all activities necessary to precharacterize, analyze, sample, and inspect RH wastes. Evaluation of options for preparing RH waste for disposal, including, but not limited to, design, fabrication, testing and operation of a Remote Handled Waste Facility (RHWF) is included. Also included in the scope is evaluation of new state-of-the-art cutting and decontamination capabilities, and evaluation of transportation options associated with off-site shipping of RH waste.

Milestone: Submit preliminary Remote Handled Waste Facility (RHWF) Safety Analysis Report (SAR) to OH/WVDP **JAN-00**
for review and approval

Status: Completed Jan 4, 2000.

Milestone: Complete Preliminary Design of the Remote Handled Waste Facility **AUG-00**

Status: The RHWF general arrangement drawings were the subject of a WVNS interactive design review. These drawings were reviewed as an "on board drawing" review and not for release. System Design Document (SDD) 01, "Remote Processing System," presently in the review cycle was also a part of the design review since the remote processing system is the major system in the facility and an integral part of the general arrangement drawings. Reviewer's comments remain to be resolved. This milestone remains on track for completion in August, 2000.

PBS OH-WV-02: Site Transitioning, Decommissioning & Project Completion

ENVIRONMENTAL PROJECTS

Scope: The primary focus of the Environmental Projects is the completion of the Environmental Impact Statement (EIS) which is associated with completion of the West Valley Demonstration Project (WVDP) and closure or long-term management of the Western New York Nuclear Service Center (WNYNSC). This effort also identifies scopes for the site disposition implementation plan and the development of end states for disposition of various facilities such as support stabilization and closure of land based units at the WVDP, including analysis and engineering to address the north plateau groundwater plume.

Milestone: Develop Preferred Alternative for the Site EIS

APR-00

Status: Negotiations continue between DOE and NYS. A decision is expected shortly.

Milestone: Assess / Prepare report to DOE for additional Permeable Treatment Wall installations

MAY-00

Status: Assessment of the groundwater elevation and Sr-90 data is in progress. Sections of the report have been prepared and data given to the Technical Peer Group to provide an independent assessment. Their assessment results will be incorporated into the final report. This effort is on schedule.

PBS OH-WV-02: Site Transitioning, Decommissioning & Project Completion

WASTE DISPOSAL PROJECTS

Scope: Waste Disposal Projects include, but are not limited to, the proper packaging, handling, storing, tracking and shipment of processed low-level radioactive waste, mixed waste, hazardous waste, industrial and sanitary waste. This includes compliance with applicable rules, regulations and administrative controls in the performance of the above activities. Waste disposal projects includes database development, Low Level Waste Treatment Facility (LLWTF) sludge and resin treatment, packaging, soil sorting and/or consolidation, waste minimization, and development of the capability for Real-Time Radiography (RTR) at the site to inspect waste packages prior to shipping for disposal. Disposal facilities at sites such as Nevada Test Site (NTS) and Hanford have incorporated RTR into their receipt inspection procedures. These sites will be radiographing a representative sampling of waste packages shipped to them to detect the presence of prohibited items. WVDP's purpose in acquiring this capability is primarily to detect non-compliant conditions and materials in waste packages prior to shipping waste to these sites.

Milestone: Prepare an overall program plan to prepare the WVDP for shipment of LLW from the WVDP via an onsite rail spur. DEC-99

Status: Completed December 9, 1999.

Milestone: Prepare and document an evaluation of alternative containerization options available to ship LLW for disposal by rail. MAR-00

Status: Completed March 30, 2000.

Milestone: Establish the necessary procedures to support on-site rail shipment of LLW. JUN-00

Status: Fernald's LLW rail shipping procedures have been reviewed and a checklist of areas to consider developed. A draft shipping procedure has been completed and is undergoing review. Comments are due back on May 8. This effort is on schedule for completion in June, 2000.

Milestone: Ship 30,000 cu ft (850 m³) of LLW SEP-00

Status: For FY2000, 13,978 ft³ (396m³) of radioactive Low Level Waste (LLW) has been shipped off-site for disposal.

Milestone: Ship LLW Prepared and Staged for Shipment from the WVDP via on-site Rail SEP-00

Status: 4725 ft³ (134 m³) of LLW has been sorted and staged in preparation for shipment off-site and disposal via the railroad. A detailed design and cost estimate for the rail hardstand is being completed.

PBS OH-WV-02: Site Transitioning, Decommissioning & Project Completion

FACILITY CLOSURE PROJECTS

Scope: Implement strategies associated with collection and processing of high activity wastes generated as a result of prior spent fuel reprocessing operations, as well as recent processing activities, including vitrification. Scope includes all activities necessary for debris collection and processing from the head end cells, including facility upgrades, collection, processing, and operation.

Milestone : Complete refurbishment of the Process Mechanical Cell (PMC) B & C, and General Purpose Cell (GPC) B Windows

JAN-00

Status: Completed January 18, 2000

Milestone: Complete Design and Place Contract for General Purpose Cell Crane Room (GCR) Enclosure

MAY-00

Status: Completed April 28, 2000. The construction work package for the GCR enclosure was approved. This completed the milestone and the milestone close out letter was approved and transmitted to the DOE. The detailed schedule for the construction of the Enclosure is under development. In preparation for the construction of the enclosure, Maintenance completed the relocation of the utility air and utility water lines in the alleyway. Relocation of the demineralized water line is in progress. This activity is on track for completion in May, 2000.

Milestone: Remove Two Tanks from Off Gas Aisle (OGA)

JUL-00

Status: Sampling in the OGA for waste characterization has been completed. The samples were shipped off site for analysis and results are expected by the end of May. The work order to remove the miscellaneous equipment from the OGA (i.e. pumps, mixers, and some piping) has been issued.

Milestone: Remove Tanks at Low-Level Waste Treatment Facility (O2) Tank Pad

AUG-00

Status: On schedule for completion in August, 2000. Three of the six tanks have been removed and dispositioned. The work order to transfer contents of the Clarifier to the old interceptor is out for review/walkdown. Dewatering and removal of filter media in preparation for the removal of the ion-exchange columns in the O2 building has been completed.

Milestone: Issue addendum to Safety Analysis Report (SAR) for Head End Cell cleanup work

AUG-00

Status: On schedule for completion in June, 2000.

PBS OH-WV-02: Site Transitioning, Decommissioning & Project Completion

Milestone: Process Mechanical Cell Crane Room (PMCR) Startup and Turnover to Operations

SEP-00

Status: Hot Cell Services completed the installation of the two shield windows and will be back in May to install the replacement cold side cover glass for the Kiosk shield window. Bruce's Welding completed the fabrication of the steel for the raised floor for the airlock. Maintenance Electrical completed the removal of the lighting fixtures in the PMCR Enclosure Change Room (old counting room) and completed the isolation of the old air handling unit. This activity is on track for completion in September, 2000.

Milestone: Demolish Fuel Receiving and Storage Area (FRS) Cooling Tower

SEP-00

Status: Teiltaling, draining and sampling of steam utility and demineralized water lines between the Fuel Receiving and Storage (FRS) and the FRS cooling tower are in progress in preparation for demolition activities. This activity is on schedule for completion in September, 2000

Milestone: Procure/Install/Turnover condensate tank to Main Plant Operations

SEP-00

Status: Installation of the new Condensate Tank and the associated piping and equipment was completed in April month, two months ahead of schedule. Operational checkout was completed and the system was then placed in service and turned over to operations. The old condensate tanks will be physically isolated.

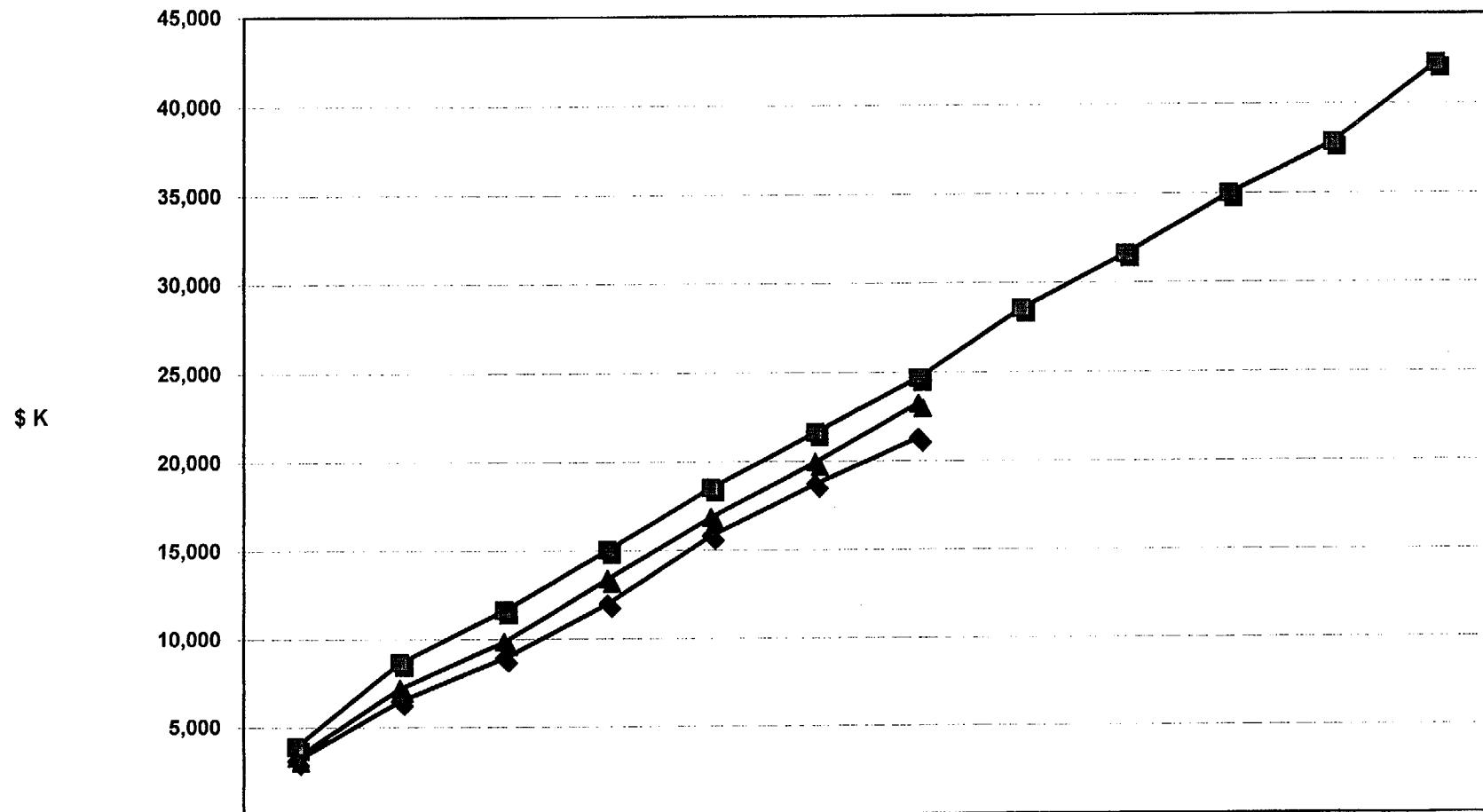
PBS OH-WV-02 Assessment/Actions

The negative schedule variance was reduced by \$0.21 million in April, resulting in a cumulative schedule variance of negative \$1.45 million. This remains due primarily to less than planned progress in assembly of the Head End Cell Bridge Mounted Manipulator Systems (BMMS), completion of small Site Decommissioning Projects, procurement of VEMP 2nd generation size reduction equipment and procurement of equipment/facilities to support the shipout and disposal of High Activity VEMP waste. The latter has been delayed until next fiscal year. The BMMSs will be delivered on time in order to support the Head End Cell Project. The Decommissioning Projects are also anticipated to complete on schedule. Purchase orders are being placed for VEMP 2nd generation equipment. The schedule to complete this equipment by 9/30/00 will still be met.

The positive cost variance increased by \$0.71 million in April, resulting in a cumulative cost variance of positive \$1.93 million. This remains due to less labor required than planned to perform Project and operations activities, as well as less than planned costs for the (1) Head End Cell BMMSs and (2) materials for repair of the General Purpose Cell Crane Room shield door.

Performance to date for FY 2000 is 58% of work planned, 55% of work performed and 50% costed.

PBS 2 - (OH-WV-02) SITE TRANSITIONING, DECOMMISSIONING & PROJECT COMPLETION



PBS OH-WV-03: Spent Nuclear Fuel

PBS OH-WV-03 Scope - The Department of Energy is responsible for 125 spent nuclear fuel (SNF) assemblies at the site. The scope of PBS OH-WV-03 addresses activities required to comply with the mandates of the Agreement between the New York State Energy Research and Development Authority (NYSERDA) and the Department Of Energy(DOE) on Spent Nuclear Fuel located at the Western New York Nuclear Service Center, and the DOE/Navy/State of Idaho Consent Order/Settlement Agreement on Spent Fuel and Nuclear Waste.

The agreement between the NYSERDA and the DOE allows DOE to use the Fuel Receiving and Storage Area to store, pending removal, the spent nuclear fuel that DOE had taken title to from the previous site operator, Nuclear Fuel Services.

The DOE/Navy/ID Consent Order: Court Order Civil No 91-0035-8-EJL conditionally reopens the Idaho National Engineering and Environmental Laboratory (INEEL) to the receipt of West Valley SNF, until an interim storage facility or permanent repository is opened accepting spent fuel from INEEL. The DOE may ship all West Valley SNF to the INEEL. This agreement resulted in EM issuing the "National SNF Interim Storage Plan" which stipulates that WVSNF is to be shipped to the INEEL in the year 2001.

Currently, Project efforts in PBS OH-WV-03 focus on activities required for operational readiness for spent fuel shipments, both at West Valley and INEEL.

Milestone: Complete Fuel Receiving and Storage Area (FRS) 100 Ton Crane Modifications

FEB-00

Status: Completed Jan 28, 2000

Milestone: Submit Transnuclear, Inc. Big Rock Point (TN-BRP) and Transnuclear, Inc.

Robert E. Ginna (TN-REG) Safety Analysis Reports to Nuclear Regulatory Commission (NRC)

JUN-00

Status: Completed April 28, 2000. Transnuclear-Robert E. Ginna (TN-REG) and Transnuclear-Big Rock Point (TN-BRP) cask Safety Analysis Reports (SAR)s for full loads, including damaged fuel, were submitted to the Nuclear Regulatory Commission (NRC) under DOE cover letter on April 28. The NRC completed an initial completeness review. The technical review will be initiated on May 1. Feedback from the NRC Project Manager is that the technical review is expected to be completed by mid-July, with the first Request for Additional Information (RAI) expected in early August.

PBS OH-WV-03: Spent Nuclear Fuel

Milestone: Complete review and revision of relevant existing operations procedures

JUN-00

Status: On schedule for completion in June, 2000.

Milestone: Complete Training and Certification of Fuel Handlers

AUG-00

Status: A second crew of Operators (5) began the Fuel Receiving and Storage Area (FRS) Facility Systems course. Two Quality Assurance (QA) inspectors and a QA Engineer are also participating. The first crew of Spent Fuel Shipment Operations personnel continued qualification walk throughs.

Milestone: Complete Leak Tests of the TN-BRP and TN-REG Casks

AUG-00

Status: The Request for Proposal for a service contract for cask and impact limiter leak tests was issued to TN by Procurement on April 26. Quotations are due May 9, 2000. This activity is on schedule for August, 2000.

Milestone: Complete Line Management Safety Analysis for Fuel Shipping

SEP-00

Status: On schedule for completion in September, 2000.

Milestone: Complete All Activities Necessary to Commence Fuel Shipment to INEEL

MAR-01

Status: On schedule for completion in March, 2001. The materials required to fabricate the support ribs for the Buttermilk Creek Culvert Repair have been shipped to the fabricator. The first rib shipment is currently scheduled for the week of May 22. The contract for installation of the support ribs was awarded to Butler Construction. The contractor is scheduled to return May 15 to complete the WVDP rail spur refurbishment. The validated permit from the Army Corps of Engineers is expected by Friday, May 5. An inspection of the spur by the Buffalo and Pittsburg Railroad was conducted. Preliminary set-up and checkout of the cask Vacuum Drying System (VDS) is in progress. All VDS gauges have been calibrated. Nitrogen for backfilling has been ordered, and delivery is expected May 5.

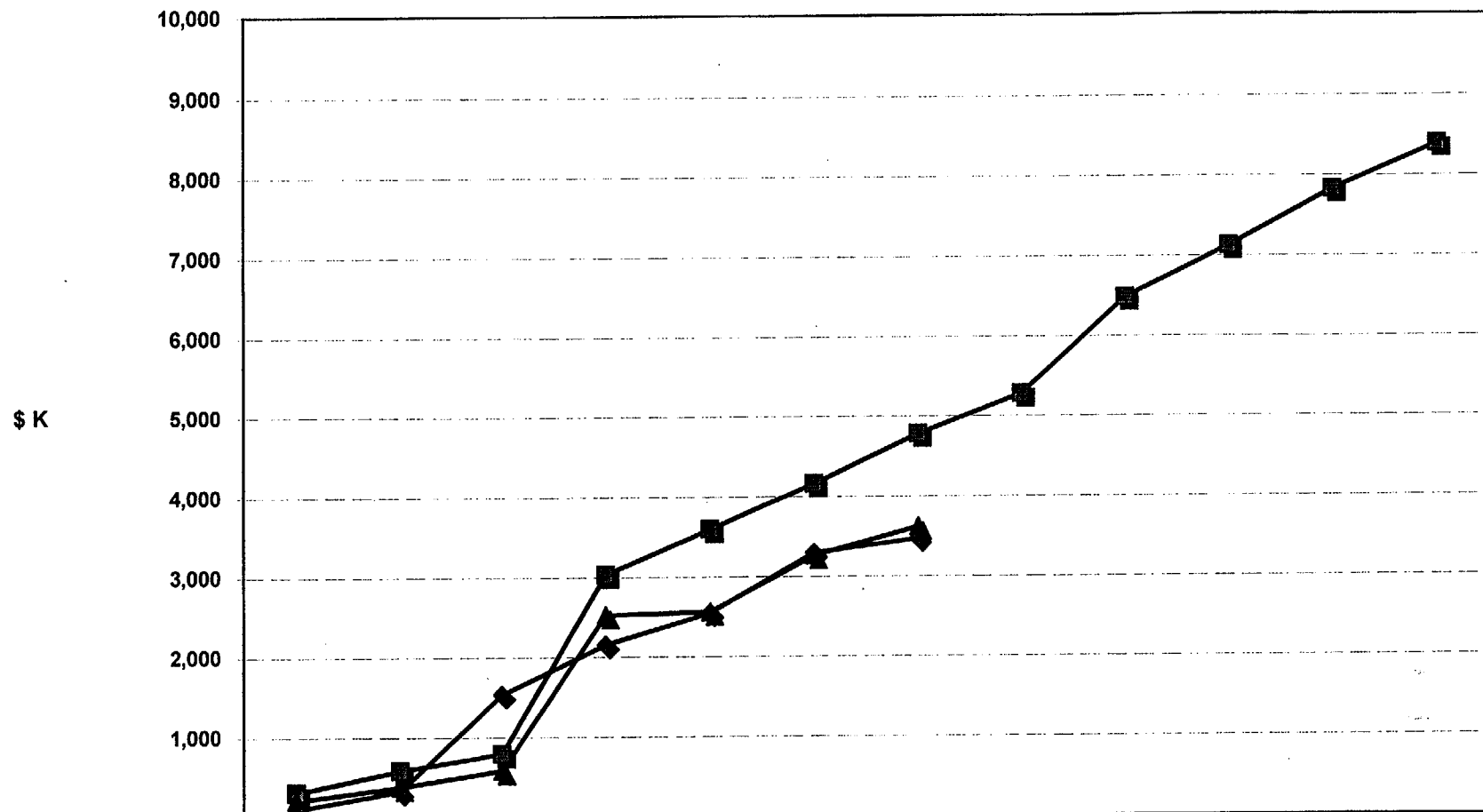
PBS OH-WV-03 Assessment/Actions

The negative schedule variance increased by \$0.26 million in April, resulting in a cumulative schedule variance of negative \$1.16 million. This remains primarily due to the fact that BBWI, the Idaho contractor for Fuel receipt, has been directed to defer non-critical path half-load shipment preparation activities.

There was no appreciable cost variance through April.

Performance to date for FY 2000 is 57% of work planned, 43% of work performed and 41% costed.

PBS 3 - (OH-WV-03) SPENT NUCLEAR FUEL



	OCT	NOV	DEC	JAN	FEB	MAR	APR	MAY	JUN	JUL	AUG	SEP
PROJECT BUDGET	316	584	792	3,032	3,599	4,162	4,782	5,280	6,485	7,127	7,831	8,393
PROJECT PERFORMANCE	214	385	585	2,525	2,559	3,263	3,624					
PROJECT ACTUAL	103	332	1,536	2,153	2,548	3,298	3,473					
DOE PBS BUDGET	381	714	987	3,292	3,924	4,552	5,230	5,785	7,048	7,747	8,510	9,129
DOE PBS PERFORMANCE	290	532	748	2,880	2,931	3,721	4,135					
DOE PBS ACTUAL	169	477	1,803	2,494	2,934	3,759	3,949					

PBS OH-WV-04: Project Management/Site Support

PBS OH-WV-04 Scope -This project provides for management of basic facilities, equipment, installations, and related administrative and technical services essential for occupation and operation of the site. This includes roads, utilities, environmental monitoring, analytical laboratories, safeguards and security, offices, warehouses, corrective maintenance, and preventive maintenance. It also includes technical support and contract expertise in evaluating waste management activities. It includes activities related to strategic planning, information activities, and field management. Also included are preparation of project baseline summaries, risk data sheet documentation, integrated priority lists, site-wide technical baselines, facility plans, system engineering, and complex-wide plans.

Projects/Status

There was one reportable skin contamination but no reportable clothing, nasal, or internal contaminations for WVDP radiological workers in April 2000. There were two Occupational Safety and Health Administration (OSHA) recordable incidents during April 2000, making the WVDP's calendar year-to-date Total Recordable Case Rate (TRC) 1.97.

The Electronic Data Management System (EDMS) Controlled Documents applications design phase was completed on April 30, 2000 and the Engineering Design Documents design phase is scheduled to complete by June 30, 2000. Preparation of a detailed plan for the development and implementation of the project is in process.

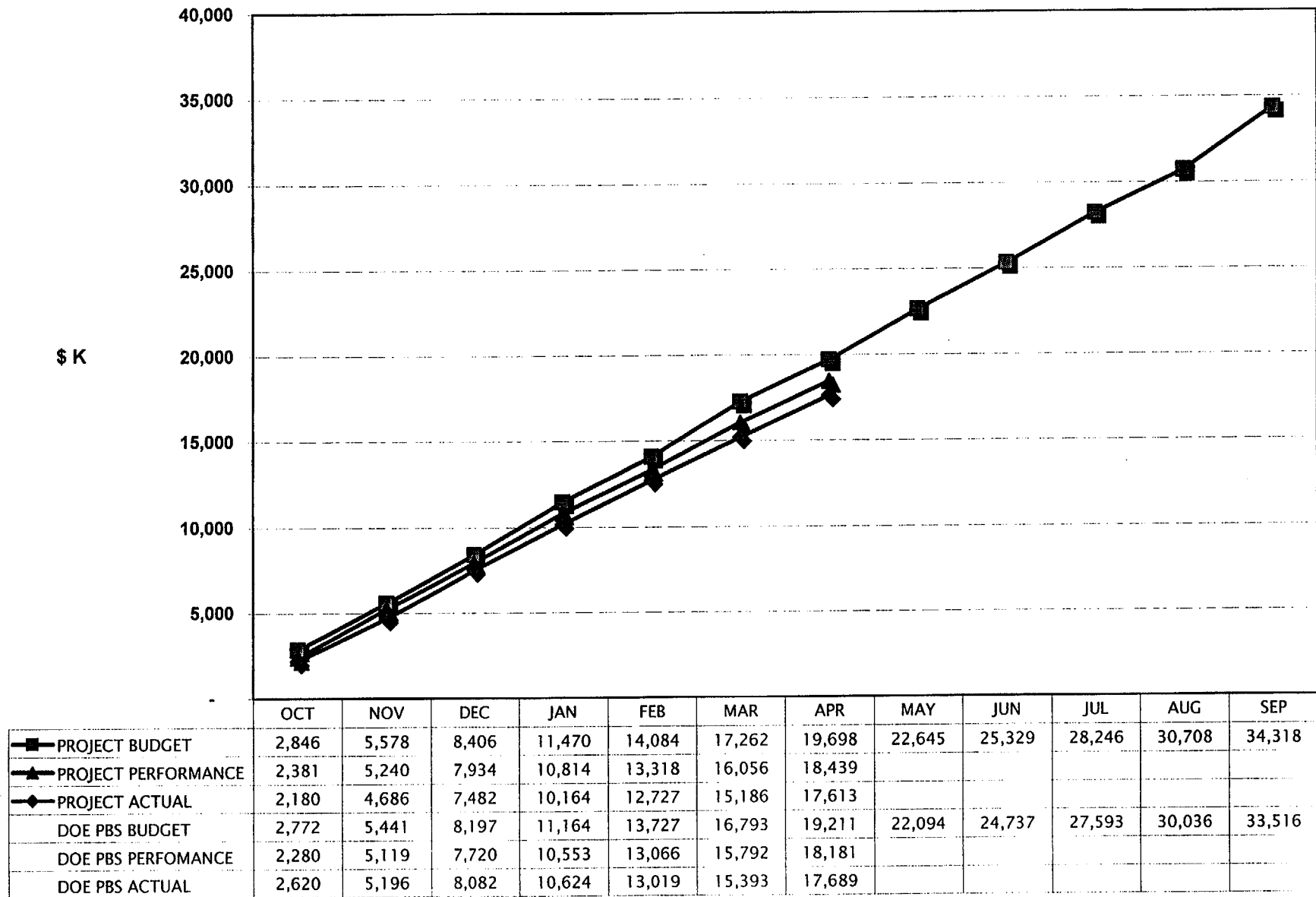
West Valley Demonstration Project continues to plan for the May 5, 2000, visit from Secretary of Energy Bill Richardson; Assistant Secretary for Environmental Management, Dr. Carolyn Huntoon; and Assistant Secretary for Environmental, Safety and Health, Dr. David Michaels. The visits will be in conjunction with the DOE Voluntary Protection Program STAR flag ceremony celebration to be held the same day. In addition, the site's annual Open House and Safe Kids Fair will be taking place on May 5 and 6, 2000.

PBS OH-WV-04 Assessment/Actions

Project Management/Site Support incurred no appreciable schedule or cost variance through April.

Performance to date for FY 2000 is 57% of work planned, 54% of work performed and 51% costed.

PBS 4 - (OH-WV-04) PROJECT MANAGEMENT/SITE SUPPORT



WVNS Monthly Progress Report - April 2000
ADMINISTRATIVE

Project personnel as of April 30, 2000:

	<u>Mgt</u>	<u>Prof</u>	<u>NE</u>	<u>Hourly</u>	<u>Total</u>
WVNS On Board ¹	105	341	188	171	805
Contract Guard	0	0	0	22	22
Dames and Moore ²	8	32	0	0	40
Project Total:	<u>113</u>	<u>373</u>	<u>188</u>	<u>193</u>	<u>867</u>

EEO Statistics:

	<u>Mgt</u>	<u>Prof</u>	<u>NE</u>	<u>Hourly</u>	<u>Total</u>
Minority (Included in WVNS Total)	10	43	11	13	77
Female (Included in WVNS Total)	14	78	120	24	236

¹ On Board total excludes 16 casuals.

² Includes Dames and Moore located on WVDP and AOC premises.

Total positions will not equal budgeted positions due to monthly transitioning of replacement requisitions.

Accomplishments/Status

New York State Sales and Use Tax

On April 20, 2000 the Appellate Division issued its Opinion and Judgement regarding the WVNS appeal of the Tax Tribunal's decision in this case. The Court affirmed the Tax Tribunal's determination that the sale for resale exception was inapplicable to WVNS purchases on behalf of the DOE. While there is no automatic right to appeal this decision, WVNS has recommended to DOE, and the DOE has approved, that we file a motion with the Court of Appeals seeking their review.

TOTAL PROJECT EARNED VALUE REPORT

ITEM	CURRENT PERIOD					FISCAL YEAR-TO-DATE					FY 2000 BAC
	BCWS Sched	BCWP Complete	ACWP Spent	SV Sched	CV Cost	BCWS Sched	BCWP Complete	ACWP Spent	SV Sched	CV Cost	
PBS 01 - HLW VIT & HIGH ACTIVITY PROCESSING	2,763	2,946	3,028	183	(82)	23,223	21,852	22,639	(1,371)	(787)	43,533
PBS 02 - SITE TRANSITION, DECOMMISSIONING & PROJECT COMPLETION	3,048	3,262	2,556	214	706	24,671	23,222	21,295	(1,449)	1,927	42,232
PBS 03 - SPENT NUCLEAR FUEL	620	361	176	(259)	185	4,782	3,624	3,473	(1,158)	151	8,393
PBS 04 - PROJECT MANAGEMENT & SITE SUPPORT	2,435	2,383	2,427	(52)	(44)	19,698	18,439	17,613	(1,259)	826	34,318
PMB	8,866	8,952	8,187	86	765	72,374	67,137	65,020	(5,237)	2,117	128,476
WVNS MR	-	-	-	-	-	-	-	-	-	-	875
TOTAL WVNS	8,866	8,952	8,187	86	765	72,374	67,137	65,020	(5,237)	2,117	129,351
Deobligations/Expense	205	38	38	(167)	-	1,434	324	324	(1,110)	-	2,458
Taxes	-	-	-	-	-	-	-	-	-	-	1,500
Fee/Credit/Other	958	995	995	37	-	6,703	7,200	7,200	497	-	11,491
DOE MR	-	-	-	-	-	-	-	-	-	-	(389)
Non Project	2	2	2	-	-	14	14	14	-	-	25
s/t	1,164	1,035	1,035	(129)	-	8,151	7,538	7,538	(613)	-	15,085
FY 2000 TOTAL WVDP	10,030	9,987	9,222	(43)	765	80,525	74,675	72,558	(5,850)	2,117	144,436

Notes:

All entries in thousands of dollars - sum of the parts may vary from total due to rounding.

BUDGET PLAN - TOTAL PROJECT COST ESTIMATE (TPCE)

Project Budget	Prior	FY2000	FY 2001-2015	Total
PBS 1 High-Level Waste Processing	-	43,533	81,066	124,599
PBS 2 Transition & Project Completion	-	42,232	1,186,565	1,228,797
PBS 3 Spent Nuclear Fuel	-	8,393	10,477	18,870
PBS 4 Project Management & Support	-	34,318	455,152	489,470
Prior - WBS	1,419,616			1,419,616
Escalation	-	-	349,888	349,888
PMB Line	1,419,616	128,476	2,083,148	3,631,240
WVNS Mgmt. Reserve	-	875	-	875
Contract Budget Base	1,419,616	129,351	2,083,148	3,632,115
Deobs to Other Sites/Expense	66,383	2,458	-	68,841
IWOs to Other Sites	1,763	-	-	1,763
Fee/Credit	150,572	11,491	-	162,063
DOE Mgmt. Reserve	-	(389)	-	(389)
Relocation	1,179	-	-	1,179
Taxes	-	1,500	-	1,500
Non Project	-	25	-	25
TOTAL TPCE (YOE)	1,639,513	144,436	2,083,148	3,867,072

Project Funding Sources	Prior	FY2000	FY 2001-2015	Total
Dept. of Energy YOE (PBS 1-4)	1,470,884 ¹	106,942	1,875,943	3,453,769
Dept. of Energy YOE (OTHER)	1,306	1,650	-	2,956
Dept. of Energy C/O	15,543 ²	-	-	15,543
Dept. of Energy C/O(Other)	204	-	-	204
N.Y. State Funding	129,652	9,969	207,205	346,826
Supplem'l NYS (17% EIS)	4,653	412	-	5,065
Uncosted NYS Funding	353 ³	-	-	353
NYS Credit/Serv	33,018	1,241	-	34,259
Non Project	-	25	-	25
TOTAL PROJECT (YOE)	1,655,613	120,239	2,083,148	3,858,975

Assumptions:

Project Budget/Funding is comprised of DOE and NY components
 Outyear project funding profile based on Paths To Closure Document (May 17, 1999)

¹ Includes 20.6M Fuel ² Includes 1.3M Fuel ³ 1.3M Adj For FY99 Overpayment

Notes:

*All entries in thousands of dollars - sum of the parts
 may vary from total due to rounding.*

TOTAL OUTYEAR BUDGET AND FUNDING

Project Budget	FY 2000	FY 2001	FY 2002	FY 2003	FY 2004	FY 2005	FY 2006	FY 2007
PBS 1 High-Level Waste Processing	41,977	51,889	33,302	-	-	-	-	-
PBS 2 Transition & Project Completion	31,222	35,994	62,700	98,110	101,371	103,888	107,200	106,422
PBS 3 Spent Nuclear Fuel	7,700	6,400	2,400	1,100	600	600	-	-
PBS 4 Project Management & Support	37,070	33,000	33,433	34,888	35,633	36,340	37,140	37,918
TOTAL BUDGET (YOE \$K)	117,969	127,283	131,834	134,098	137,605	140,828	144,340	144,340
Project Funding	FY 2000	FY 2001	FY 2002	FY 2003	FY 2004	FY 2005	FY 2006	FY 2007
Dept. of Energy YOE (PBS 1-4)	106,942	115,195	118,891	120,799	123,905	126,806	129,906	129,906
N.Y. State Funding	11,027	12,088	12,943	13,300	13,700	14,023	14,434	14,434
TOTAL PROJECT (YOE \$K)	117,969	127,283	131,834	134,099	137,605	140,829	144,340	144,340

Project Budget	FY 2008	FY 2009	FY 2010	FY 2011	FY 2012	FY 2013	FY 2014	FY 2015
PBS 1 High-Level Waste Processing	-	-	-	-	-	-	-	-
PBS 2 Transition & Project Completion	105,623	104,811	103,978	103,134	102,266	108,673	101,800	93,823
PBS 3 Spent Nuclear Fuel	-	-	-	-	-	-	-	-
PBS 4 Project Management & Support	38,717	39,528	40,362	41,206	42,074	35,667	31,867	29,289
TOTAL BUDGET (YOE \$K)	144,340	144,340	144,339	144,340	144,340	144,340	133,667	123,112
Project Funding	FY 2008	FY 2009	FY 2010	FY 2011	FY 2012	FY 2013	FY 2014	FY 2015
Dept. of Energy YOE (PBS 1-4)	129,906	129,906	129,906	129,906	129,906	129,906	120,300	110,800
N.Y. State Funding	14,434	14,434	14,434	14,434	14,434	14,434	13,367	12,311
TOTAL PROJECT (YOE \$K)	144,340	144,340	144,339	144,340	144,340	144,340	133,667	123,112

Assumptions:

Project Budget is comprised of DOE and NY components

Outyear project funding profile based on Paths To Closure Document (May 17, 1999)

Project cost sharing continues at DOE:NY (90%:10%) and an additional (17%) on EIS costs except for Fuel - Doe (100%)

PROJECT RESERVE TRANSACTIONS FY2000

	<u>OCT</u>	<u>NOV</u>	<u>DEC</u>	<u>JAN</u>	<u>FEB</u>	<u>MAR</u>	<u>APR</u>	<u>MAY</u>	<u>JUN</u>	<u>JUL</u>	<u>AUG</u>	<u>SEPT</u>	<u>TOTAL</u>
<u>WVNS MR BEGINNING BALANCE</u>													2,000
<u>PMB/CBB</u>													
NO TRANSACTIONS	0												0
PMB 2000006 LOW LEVEL RAD WASTE DISPOSAL - CONTRACT RECONCILIATION		-273											-273
PMB 2000007 VIT MERCURY REMOVAL		-300											-300
PMB 2000009 RETURN FOR WASTE TANK GRAB SAMPLER PROTOTYPE		200											200
PMB 2000009 REQUEST FOR COMPLETION OF 8D-2/M-7 ENCL ELECTRICAL		-200											-200
PMB 2000008 RECONCILE BUDGET FOR CONSTR OF THE PMC CRANE RM ENCLSR			-700										-700
PMB 2000015 RETURN DUE TO DAMES & MOORE CONTRACT RECONCILIATION				127									127
PMB 2000030 ADD OF NY STATE PORTION OF 650K FOR TANK HEEL RETRIEVAL TECH				161									161
PMB 2000032 DELETE SCOPE FOR ENG EVAL OF HEAD END CELL				125									125
PMB 2000032 REQUEST SUBCONTRACT ENG SUPPORT OF PROCESS MECHANICAL CELL				-125									-125
PMB 2000033 REQUEST SUBCONTRACT TO SUPPORT INT AUDIT & EMPL CONCERNS PROG				-62									-62
NO TRANSACTIONS						0							0
PMB 2000026 REDUCE SAMPLING AND INSPECTION FOR MAIN PLANT & RETURN 370K						370							370
PMB 2000026 REQUEST 600K FOR PBS-02 COST ANALYSIS						-600							-600
PMB 2000046 RETURN AND REQUEST 257K FOR COMPLETION OF LSA 4							257						257
PMB 2000046 RETURN AND REQUEST 257K FOR COMPLETION OF LSA 5							-257						-257
PMB 2000059 REPLAN HEAD END CELL PROJECT							-150						-150
PMB 2000062 RETURN WTF/VIT MAINTENANCE & REPAIR BUDGET NO LONGER NEEDED							250						250
PMB 2000063 RETURN FOR DEVLPMNT OF REQS/CONCEPT DSGN OF POST VIT LWTs WHICH IS DESCOPEO							52						52
													0
													0
													0
													0
													0
													0
													0
													0
													0
													0
WVNS MR TOTAL	0	-573	-700	226	0	-230	152	0	0	0	0	0	875

	<u>OCT</u>	<u>NOV</u>	<u>DEC</u>	<u>JAN</u>	<u>FEB</u>	<u>MAR</u>	<u>APR</u>	<u>MAY</u>	<u>JUN</u>	<u>JUL</u>	<u>AUG</u>	<u>SEPT</u>	<u>TOTAL</u>
<u>DOE MR BEGINNING BALANCE</u>													2,000
<u>PMB/CBB</u>													
OCTOBER - NO TRANSACTIONS	0												0
NOVEMBER - NO TRANSACTIONS		0											0
CBB 2000005 RETURN SCOPE/BUDGET FROM COST ACCOUNTS			170										170
CBB 2000005 DEOB 170K TO ENVIROCORE FOR LOW LEVEL RAD WASTE DISPOSAL			-170										-170
PMB 2000028 RETURN 900K FROM 103200 FOR EIS PREP ASSIST FROM SAIC			900										900
CBB 2000017 REVISION OF SPENT FUEL SHIPPING BASELINE				-2832									-2832
CBB 2000039 FUNDING REDUCTION					-457								-457
NO TRANSACTIONS						0							0
NO TRANSACTIONS							0						0
													0
													0
													0
													0
													0
													0
													0
													0
													0
													0
													0
													0
													0
													0
													0
DOE MR TOTAL	0	0	900	-2832	-457	0	0	0	0	0	0	0	-389

Note: Dollars in thousands

**WEST VALLEY DEMONSTRATION PROJECT FINANCIAL REPORT
FISCAL YEAR 2000**

Contract Number: DE-AC24-81NE44139

Dollars expressed in thousands.

Reporting Period:
April 2000

WBS Description	Prior Years Uncosted (C/O)	FY 2000 Initial BA	Obligations Available to Date	FY 2000 Planned Budget	FY 2000 Costs to Date	Outstanding Obligations to Go	Budget Planned to Date
OH-WV-01 HLW Vit & HAW Processing	1,024	37,779	38,803	41,393	22,042	16,761	24,146
OH-WV-02 Site Transition, Decommission & Proj Co	10,688	28,216	38,904	40,237	21,918	16,986	23,472
OH-WV-03 Spent Nuclear Fuel	1,243	7,700	8,943	9,058	3,817	5,126	5,284
OH-WV-04 Project Management / Site Support	909	33,363	34,272	33,262	17,645	16,627	19,403
Contingencies , Reserves & Taxes	0	0	4,755	1,986	0	0	0
SUBTOTAL DOE EX05 CONTRACT	13,864	107,058	125,677	125,936	65,422	55,500	72,304
Other Ohio Office Obligations	177	(116)	94	58	63	40	63
TOTAL OHIO OFFICE	14,041	106,942	125,771	125,994	65,485	55,540	72,367
TOTAL DOE OBLIGATIONS ***	1,539	0	2,384	2,384	261	2,122	295
EX05 PROJECT OBLIGATED FUNDS	15,580	106,942	122,522	128,378	65,746	57,662	72,662
Unobligated Funds:	0	0	0	0	0	0	0
TOTAL EX05 PROJECT FUNDING FY00	15,580	106,942	122,522	128,378	65,746	57,662	72,662
Non EX-05 Funding	93	1,690	1,743	1,743	2,246	932	810
TOTAL DOE	15,673	108,592	124,265	130,121	67,992	58,595	73,472
NYSERDA NE Project (SDA Share)	0	0	0	0	0	0	0
NYSERDA NE Proj. (EIS Share) + Fee	0	412	412	412	220	192	240
NYSERDA NS Project + Fee	353	9,969	10,322	12,640	4,883	5,439	7,373
NYSERDA Credit	0	1,241	1,241	1,241	724	517	724
NYSERDA NY Non-Project + Fee	0	25	25	25	14	0	14
TOTAL WVDP	16,026	120,239	136,265	144,439	73,833	64,743	81,824

*** See next page for individual breakdown of DOE obligations and Non EX-05 Funding.

WEST VALLEY DEMONSTRATION PROJECT FINANCIAL REPORT
FISCAL YEAR 2000

DOE Obligations and Non EX05 Funding Breakout

Contract Number: DE-AC24-81NE44139 Dollars expressed in thousands. Reporting Period:
April 2000

DOE Obligations	Prior Years Uncosted (C/O)	FY 2000 Initial BA	Obligations Available to Date	FY 2000 Planned Budget	FY 2000 Costs to Date	Outstanding Obligations to Go	Budget Planned to Date
DOE Obligation: Battelle PNNL (RL)	93	0	93	93	0	93	0
DOE Obligation: Ohio (SAIC)	1,229	0	1,229	1,229	176	1,053	176
DOE Obligation: Rocky Flats (SAIC Non-EIS)	11	0	11	11	0	11	0
DOE Obligation: Envirocare	89	0	359	359	(34)	394	0
DOE Obligation: BBWI	116	0	116	116	114	2	114
DOE Obligation: NRC	0	0	575	575	5	570	5
TOTAL DOE OBLIGATIONS	1,539	0	2,384	2,384	261	2,122	295

Non EX 05 Funding	Prior Years Uncosted (C/O)	FY 2000 Initial BA	Obligations Available to Date	FY 2000 Planned Budget	FY 2000 Costs to Date	Outstanding Obligations to Go	Budget Planned to Date
SR work Authorization	10	0	10	10	0	10	0
Pollution Prevention	6	0	6	6	0	6	0
Y2K Compliance	70	0	70	70	27	43	27
ASTD Projects: VEMP	7	1,650	1,657	1,657	783	874	783
Undistributed Costs	0	0	0	0	1,435	0	0
Non EX05 Funding Total	93	1,650	1,743	1,743	2,246	932	810

West Valley Demonstration Project
Monthly Earned Value Summary at EX05 PBS Level
Funding by Approp/Ops Office/B&R Code/Contractor
Fiscal Year 2000

Reporting Period:
April 2000

PBS #	Description	Current Period					Total BA	Cumulative to Date				
		BCWS	BCWP	ACWP	Schedule Variance	Cost Variance		BCWS	BCWP	ACWP	Schedule Variance	Cost Variance
OHVV01 - HLW Vit & High Activ Proc EX05H5010		2,947	2,742	2,645	(205)	97	38,899	22,761	20,645	22,042	(2,116)	(1,397)
OHVV02 - Site Trans, Decm, & Prj Comp EX05H5020		3,052	3,261	2,528	209	733	40,240	24,169	22,958	22,066	(1,211)	892
OHVV03 - Spent Nuclear Fuel EX05H5030		678	414	190	(264)	224	9,060	5,230	4,135	3,949	(1,095)	186
OHVV04 - Project Mgmt/Site Support EX05H5040		2,418	2,389	2,296	(29)	93	34,324	19,211	18,181	17,689	(1,030)	492
Total DOE by PBS		9,095	8,806	7,659	(289)	1,147	122,522	71,371	65,919	65,746	(5,452)	173

**West Valley Demonstration Project
Accelerated Cleanup Path to Closure Planning Level Data
Milestone Listing**

CONTROL LEVEL				MILESTONE DESCRIPTION	DATE	STATUS
Level 0 (AE)	Level 1 (PSO/FMO)	Level 2 (DOE-WV)	Level 3 (WVNS)			
#10166 PBS02				ISSUE ROD FOR PROJECT COMPLETION	MAY-00	Note 2
#10175 PBS03				BEGIN TO SHIP WV-SNF TO INEEL	APR-01	
#10170 PBS02				NRC APPROVE DECOMMISSIONING PLAN	SEP-01	
#10153 PBS01				BEGIN HLW VIT SYSTEMS/MELTER DEACTIVATION	OCT-01	
#10350 PBS01				PROJECT END PBS-OH-WV-01: HLW VIT & TANK HEEL HAW PROCESSING	SEP-02	
#11379 PBS02				DOE-HQ IDENTIFY HLW RECEIVER SITE	OCT-02	Note 1
#11394 PBS02				DOE-HQ IDENTIFY TRU RECEIVER SITE	SEP-03	
#10180 PBS03				PROJECT END PBS-OH-WV-03: SPENT NUCLEAR FUEL TERMINATED	SEP-05	
#11378 PBS02				WV-HLW SHIPPING READINESS REVIEW/DOE APPROVAL	SEP-06	Note 1
#11401 PBS02				PROJECT END PBS-OH-WV-02: SITE TRANS, DECON & PROJECT COMPLETION	SEP-15	
#10182 PBS04				WVDP PROJECT COMPLETION	SEP-15	

Note 1 HQ PEIS ROD Issued. HLW will remain on-site until a Federal Repository is available.

Note 2 Milestone will be revised pending outcome of DOE/NYS Preferred Alternative Negotiations

**West Valley Demonstration Project
Accelerated Cleanup Path to Closure Planning Level Data
Milestone Listing**

CONTROL LEVEL				MILESTONE DESCRIPTION	DATE	STATUS
Level 0 (AE)	Level 1 (PSO/FMO)	Level 2 (DOE-WV)	Level 3 (WVNS)			
		#10176 PBS03		COMPLETE SNF TRANSPORTATION PLAN	AUG-99	Complete AUG 28, 1999
		#10181 PBS03		WV SNF EQUIPMENT/FACILITIES PREPARED	SEP-99	Complete SEP 24, 1999
		#10168 PBS02		ISSUE PREFERRED ALTERNATIVE/FINAL EIS	APR-00	Note 2
		#10155 PBS01		COMPLETE WV HLW TANK RESIDUALS VITRIFICATION PROCESSING	SEP-01	
		#10178 PBS03		COMPLETE SHIPMENT OF WV-SNF TO INEEL	SEP-01	
		#11385 PBS02		COMPLETE EQUIPMENT UPGRADES FOR HEC DEBRIS REMOVAL	SEP-02	
		#10154 PBS01		COMPLETE HLW VIT SYSTEMS/MELTER DEACTIVATION	SEP-02	
		#11380 PBS02		INITIATE PROCUREMENT OF HLW CASKS/RECEIVER SITE MODS/AGREEMENTS	OCT-02	Note 1
		#11390 PBS02		COMPLETE DESIGN/CONSTRUCTION OF REMOTE HANDLED WASTE FACILITY	SEP-04	
		#11386 PBS02		COMPLETE HEAD-END CELL DEBRIS REMOVAL	SEP-04	
		#11393 PBS02		RECEIVE TRU WASTE ACCEPTANCE SPECIFICATION	SEP-04	

Note 1 HQ PEIS ROD Issued. HLW will remain on-site until a Federal Repository is available.

Note 2 Milestone will be revised pending outcome of DOE/NYS Preferred Alternative Negotiations

**West Valley Demonstration Project
Accelerated Cleanup Path to Closure Planning Level Data
Milestone Listing**

CONTROL LEVEL				MILESTONE DESCRIPTION	DATE	STATUS
Level 0 (AE)	Level 1 (PSO/FMO)	Level 2 (DOE-WV)	Level 3 (WVNS)			
		#11377 PBS02		COMPLETE HLW LOAD-OUT FACILITY CONSTRUCTION	SEP-05	
		#11395 PBS02		COMPLETE PREPARATIONS FOR TRU WASTE SHIPMENTS	SEP-05	
		#11387 PBS02		COMPLETE REMOVAL OF PROCESS BUILDING RETRIEVABLE CONTAMINATION	SEP-05	
		#10179 PBS03		COMPLETE D&D OF FUEL RECEIVING & STORAGE AREA	SEP-05	
		#11396 PBS02		BEGIN WV TRU SHIPMENT TO RECEIVER SITE	OCT-05	
		#11375 PBS02		COMPLETE REMOVAL OF CONTAMINATED EQUIPMENT/PIPING FROM VIT FAC	SEP-06	
		#11381 PBS02		COMPLETED PROCUREMENT OF HLW CASKS/RECEIVER SITE MODS/AGREEMENT	SEP-06	
		#11382 PBS02		BEGIN HLW CANISTER SHIPMENT	OCT-06	Note 1
		#11383 PBS02		COMPLETE HLW CANISTER SHIPMENT	SEP-10	Note 1
		#11388 PBS02		COMPLETE PROCESS BUILDING DECON BEFORE FINAL DISPOSITION	SEP-10	
		#11389 PBS02		COMPLETE TREATMENT/PACKAGING OF VF/PB DECON RH-TRU/HAW	SEP-10	

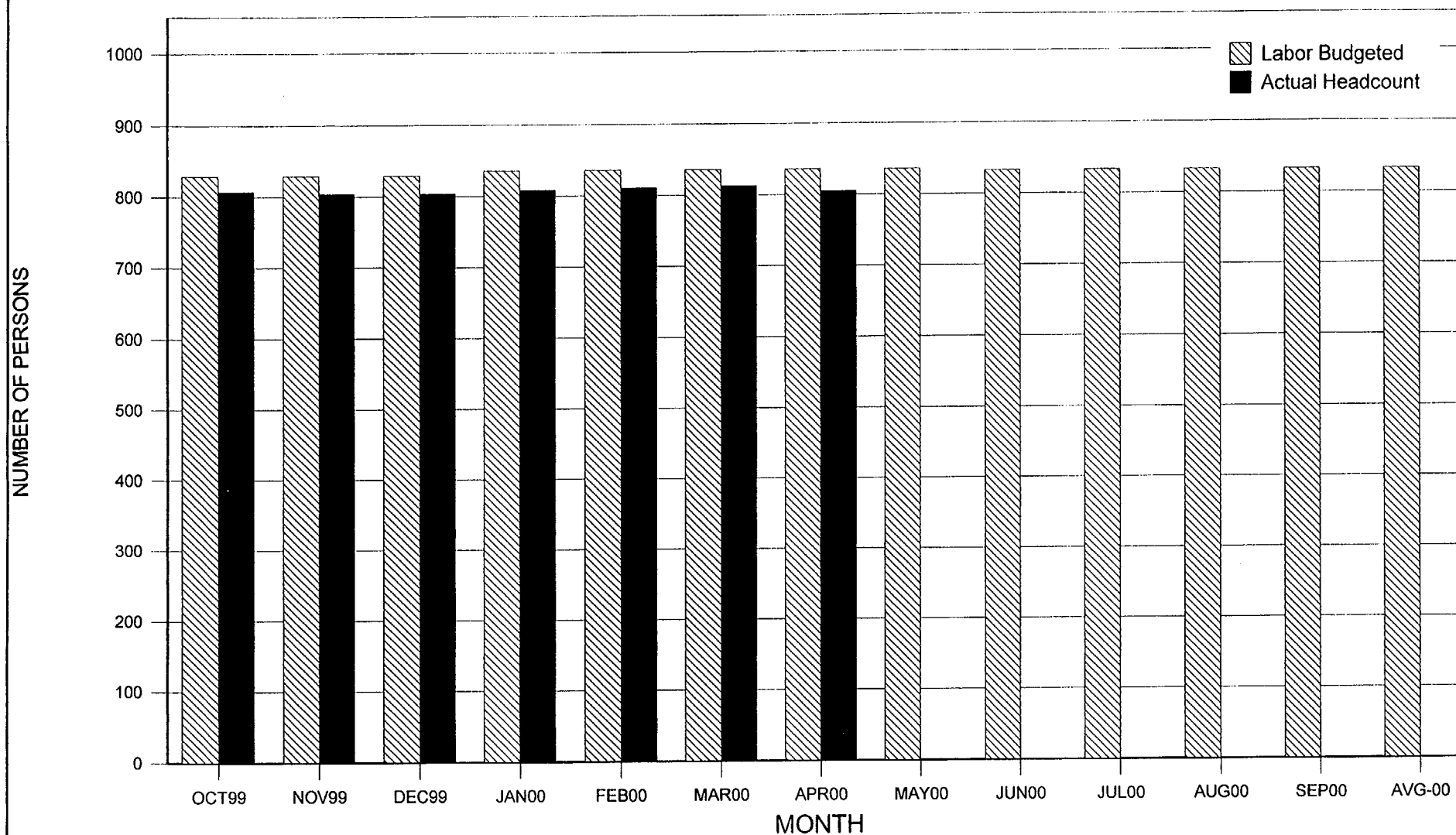
Note 1 HQ PEIS ROD Issued. HLW will remain on-site until a Federal Repository is available.

**West Valley Demonstration Project
Accelerated Cleanup Path to Closure Planning Level Data
Milestone Listing**

CONTROL LEVEL				MILESTONE DESCRIPTION	DATE	STATUS
Level 0 (AE)	Level 1 (PSO/FMO)	Level 2 (DOE-WV)	Level 3 (WVNS)			
		#11376 PBS02		COMPLETED D&D OF VIT FAC & HLW TANK FARM	SEP-10	
		#11391 PBS02		COMPLETE TREATMENT/PACKAGING OF CPC/WSA RH-TRU/HAW	SEP-12	
		#11399 PBS02		COMPLETE D&D OF BALANCE OF PROJECT FACILITIES PER ROD/NRC	SEP-13	
		#11397 PBS02		COMPLETE WV TRU SHIPMENT TO RECEIVER SITE	SEP-13	
		#11392 PBS02		COMPLETE D&D OF REMOTE HANDLED WASTE FACILITY	SEP-14	
		#11400 PBS02		COMPLETE LLW SHIPMENTS	SEP-14	
		#11384 PBS02		COMPLETE FINAL DISPOSITION OF PB/VF/TF PER ROD	SEP-15	
		#11398 PBS02		CLOSEOUT DOCUMENTATION FOR PROJECT COMPLETION	SEP-15	

FY 2000 Labor Summary 30-April-2000

WVNS Personnel



Labor Budgeted	829	829	829	836	836	836	836	836	833	833	833	833	833
Actual Headcount	807	804	804	808	811	813	805						

Excludes 16 Casuals