



**Pacific Gas and  
Electric Company**

**David H. Oatley**  
Vice President—Diablo Canyon  
Operations and Plant Manager

Diablo Canyon Power Plant  
P.O. Box 56  
Avila Beach, CA 93424

805.545.6000

July 20, 2000

PG&E Letter DCL-2000-547

Mr. Roger W. Briggs, Executive Officer  
California Regional Water Quality Control Board  
Central Coast Region  
81 Higuera Street, Suite 200  
San Luis Obispo, CA 93401-5414

Dear Mr. Briggs:

Discharge Monitoring and Reporting Program  
Diablo Canyon Power Plant — NPDES No. CA0003751

In accordance with Order 90-09, NPDES No. CA0003751, enclosed is the Second Quarter 2000 Report on Discharge Monitoring at Diablo Canyon Power Plant (Enclosure 1).

I certify under penalty of law that this document and all attachments were prepared under my direction or supervision in accordance with a system designed to assure that qualified personnel properly gather and evaluate the information submitted. Based on my inquiry of the person or persons who manage the system, or those persons directly responsible for gathering the information, the information submitted is, to the best of my knowledge and belief, true, accurate, and complete. The results of the influent and effluent monitoring presented are the observed results of the measurements and analyses required by the monitoring program, and is neither an assertion of the adequacy of any instrument reading or analytical result, nor an endorsement of the appropriateness of any analytical or measurement procedure. I am aware that there are significant penalties for submitting false information including the possibility of fine and imprisonment for knowing violations.

If you have any questions, please contact Drew Squyres at (805) 545-4439.

Sincerely,

David H. Oatley

2000547/RDH/KMO

IE25

PG&E Letter DCL-2000-547

Mr. Roger W. Briggs

July 20, 2000

Page 2

cc: Debra Johnston  
California Department of Fish and Game  
20 Lower Ragsdale, Suite 100  
Monterey, California 93490

Regional Administrator, Region 9  
U. S. Environmental Protection Agency  
75 Hawthorne Street  
San Francisco, CA 94105  
Attention: Carey Houk (W-5-3)

Resident Inspector , David Proulx  
U.S. Nuclear Regulatory Commission  
Diablo Canyon Power Plant 104/5

Regional Administrator  
U.S. Nuclear Regulatory Commission  
Region IV  
611 Ryan Plaza Dr., Suite 400  
Arlington, TX 76011-8064

Director, Division of Reactor Projects  
U. S. Nuclear Regulatory Commission  
Region IV  
611 Ryan Plaza Dr., Suite 400  
Arlington, TX 76011-8064

Document Control Desk  
U. S. Nuclear Regulatory Commission  
Washington, D.C. 20555

Chief, Marine Resources Division  
California Department of Fish and Game  
Resources Building  
1416 Ninth Street  
Sacramento, CA 95814

Michael Thomas, CCRWQCB  
81 Higuera Street, Suite 200  
San Luis Obispo, CA 93401

Enclosure

ENCLOSURE 1

**SECOND QUARTER 2000**

**REPORT ON DISCHARGE MONITORING AT  
DIABLO CANYON POWER PLANT**

**PACIFIC GAS AND ELECTRIC COMPANY**  
**NUCLEAR POWER GENERATION**

**Second Quarter 2000**

**REPORT ON**  
**DISCHARGE MONITORING AT**  
**DIABLO CANYON POWER PLANT**

**(NPDES No. CA0003751)**

PACIFIC GAS AND ELECTRIC COMPANY

Second Quarter 2000

REPORT ON DISCHARGE MONITORING AT  
DIABLO CANYON POWER PLANT

TABLE OF CONTENTS

	<u>page</u>
<b><u>OVERVIEW</u></b> .....	1
<b><u>SUMMARY OF MONITORING PROGRAM</u></b>	
A. <u>Monitoring of Plant Influent and Effluent</u> .....	1
B. <u>Monitoring of Receiving Waters</u> .....	1
C. <u>Acti-Brom Treatment Program</u> .....	2
APPENDIX 1:    NPDES Discharge Points	
APPENDIX 2:    Influent and Effluent Monitoring - April, 2000	
APPENDIX 3:    Influent and Effluent Monitoring - May, 2000	
APPENDIX 4:    Influent and Effluent Monitoring - June, 2000	
APPENDIX 5:    Acute Bioassay, May 31 - June 4, 2000	
APPENDIX 6:    Chronic Bioassay, May 18 - 20, 2000	

## **OVERVIEW**

- A. During the second quarter of 2000, discharges occurred from Discharge Paths 001 (once through cooling water), 001B, 001D, 001E, 001F, 001G, 001H, 001L, 001N, 001M, 001P, and 002 through 017. No discharges occurred from Discharge Paths 001I, 001J, and 001K. A list of all of the permit discharge pathways, including name and number, is provided in **Appendix 1**.
- B. The substances listed in Table B of the 1990 Ocean Plan were each analyzed for and reported in the permit renewal application for Diablo Canyon submitted in 1994. There have been no changes in the activities conducted at the plant that would have significantly affected the results previously reported in the 1994 renewal application.

## **SUMMARY OF MONITORING PROGRAM**

### **A. Monitoring of Plant Influent and Effluent**

1. The results of the April, May, and June 2000 plant influent and effluent monitoring are reported on Discharge Self Monitoring Report (DSMR) forms in **Appendices 2, 3, and 4**, respectively. Additional laboratory results are included behind the DSMR forms to ensure that all analytical data are reported. The additional data are used to develop the "daily average" values reported on the DSMR forms when more than one analysis was performed in a given day (e.g., for Total Residual Chlorine (TRC), an average value is reported on the DSMR form).
2. Results from one acute bioassay on water sampled from Discharge 001, performed May 31 - June 4, 2000, are included in **Appendix 5**. The acute toxicity test results show that toxicity was 0.0 (no mortality).
3. Results from one chronic bioassay on water sampled from Discharge 001, performed May 18 - 20, 2000, are included in **Appendix 6**. Test results show that chronic toxicity was 1.0 (no chronic toxicity).

### **B. Monitoring of Receiving Waters**

1. Ecological Studies at Diablo Canyon

Ecological studies in the vicinity of Diablo Cove conducted during the second quarter continued under the Diablo Canyon Receiving Water Monitoring Program (RWMP) as requested in a letter from the Central Coast Regional Water Quality Control Board (CCRWQCB) dated December 9, 1998 and as detailed in a letter (DCL-99-503) from PG&E dated January 8, 1999. This program includes tasks from the Ecological Monitoring Program (EMP) with additional stations and increased sampling frequencies. This program replaces the EMP and the Thermal Effects Monitoring Program (TEMP).

A report of 1999 RWMP data will be submitted to the CCRWQCB on a schedule determined by the CCRWQCB.

2. Shell debris deposition and foam studies were completed in 1999 as part of the revised RWMP described above.

3. In Situ Bioassay

Results of the Mussel Watch Program as related to Diablo Canyon Power Plant and other locations will be reported to the CCRWQCB directly from the California Department of Fish and Game in their periodic report for this program.

C. Acti-Brom Treatment Program

Diablo Canyon Power Plant is continuing its use of the proprietary chemical Acti-Brom to control the growth of macrofouling organisms in its main circulating water conduits. Both circulating water conduits of each Unit can be chemically treated simultaneously. Each treated conduit typically received a twenty minute injection every four hours (six injections a day) of Acti-Brom in combination with sodium hypochlorite (NaOCl). Each injection attempts to achieve a nominal concentration of 200 parts per billion Total Residual Oxidant (TRO) when measured at the inlet waterbox of the condenser. Discharge TRO, measured at the plant outfall, remained below NPDES limitations.

Hypochlorite and Acti-Brom treatment of all Unit 1 and Unit 2 conduits continued through the second quarter with brief interruptions due to a Unit 1 tunnel cleaning and a power outage effecting the injection equipment for both Units.

## APPENDIX 1

### DIABLO CANYON POWER PLANT

NPDES DISCHARGE POINTS	
DISCHARGE NUMBER	DESCRIPTION
001	Once-Through Cooling Water
001 A	Firewater Systems
001 B	Auxiliary Salt Water Cooling System
001 C	Discharge Deleted
001 D	Liquid Radioactive Waste Treatment System
001 E	Service Cooling Water System
001 F	Turbine Building Sump
001 G	Make-Up Water System Waste Effluent
001 H	Condensate Demineralizer Regenerant
001 I	Seawater Evaporator Blowdown
001 J	Condensate Pumps Discharge Header Overboard
001 K	Condenser Tube Sheet Leak Detection Dump Tank Overboard
001 L	Steam Generator Blowdown
001 M	Wastewater Holding and Treatment System
001 N	Sanitary Wastewater Treatment System
001 P	Seawater Reverse Osmosis System Blowdown
002	Intake Structure Building Floor Drains
003	Intake Screen Wash
004	Bio Lab and Storm Water Runoff
005, 008, 009, 013, 014, 015	Yard Storm Drains
006, 007, 010, 011, 012	Storm Water Runoff
016	Bio Lab Seawater Supply Pump Valve Drain
017	Seawater Reverse Osmosis System Blowdown Drain



## **APPENDIX 2**

### **DIABLO CANYON POWER PLANT**

#### **Influent and Effluent Monitoring**

**April 2000**

CALIFORNIA REGIONAL WATER QUALITY  
CONTROL BOARD  
CENTRAL COAST REGION  
81 HIGUERA  
SAN LUIS OBISPO, CA 93401

DISCHARGE SELF MONITORING REPORT

PACIFIC GAS AND ELECTRIC CO.  
DIABLO CANYON NUCLEAR POWER PLANT  
PO BOX 56  
AVILA BEACH, CALIF 93424

PAGE: (M) 1

FACILITY I.D. 3 402003001 YEAR / MO / DAY BEGINNING 00 / 04 / 01 ENDING 00 / 04 / 30 STATE CODE 06 NPDES PERMIT # CA0003751

STATION ANALYSIS UNITS SMPL TYPE FREQ.	INFLUENT TEMPERATURE DEGREES F METERED CONTINUOUS	EFFLUENT 001 TEMPERATURE DEGREES F METERED CONTINUOUS	DELTA TEMP TEMPERATURE DEGREES F METERED CONTINUOUS	EFFLUENT 001 FLOW MGD RECORDED DAILY	INFLUENT pH pH UNITS GRAB MONTHLY	EFFLUENT 001 pH pH UNITS GRAB MONTHLY (**)	EFFLUENT 001P pH pH UNITS GRAB MONTHLY	EFFLUENT 002 pH pH UNITS GRAB MONTHLY
1	50.4	69.6	19.2	2485				
2	51.0	70.4	19.4	2485				
3	52.7	72.2	19.5	2485				
4	52.0	71.4	19.4	2485				
5	50.4	69.8	19.4	2485				
6	50.4	69.7	19.3	2485				
7	50.5	69.9	19.4	2485				
8	50.3	69.7	19.4	2485				
9	49.9	69.2	19.3	2485				
10	49.0	68.4	19.4	2485				
11	49.3	68.8	19.5	2485				
12	50.2	69.6	19.4	2485				
13	50.2	69.6	19.4	2485				
14	50.8	70.3	19.5	2485				
15	50.8	70.1	19.3	2485				
16	52.9	72.3	19.4	2485				
17	53.9	73.2	19.3	2485				
18	53.8	73.1	19.3	2485	8.1	8.1	7.8	2 8.1
19	53.6	73.0	19.4	2485				
20	52.9	72.4	19.5	2485				
21	52.0	71.4	19.4	2485				
22	50.6	69.9	19.3	2485				
23	50.1	69.6	19.5	2485				
24	49.7	69.2	19.5	2485				
25	48.9	68.5	19.6	2485				
26	48.7	68.2	19.5	2485				
27	49.4	68.8	19.4	2485				
28	49.5	69.0	19.5	2485				
29	49.2	68.7	19.5	2485				
30	48.3	68.1	19.8	1969				
31								
MONTHLY AVG	50.7	70.1	19.4	2468	8.1	8.1	7.8	8.1
MONTHLY HIGH	53.9	73.2	19.8	2485	8.1	8.1	7.8	8.1
MONTHLY LOW	48.3	68.1	19.2	1969	8.1	8.1	7.8	8.1
TIMES EXCEEDED	NO LIMIT	NO LIMIT	MAX 22 = 0	MAX 2760 = 0	NO LIMIT	NO LIMIT	NO LIMIT	NO LIMIT
TIMES EXCEEDED			(**)					
TIMES EXCEEDED								

REMARKS: \* NUMBER OF SAMPLES TAKEN DURING THE DAY.  
\*\* EXCEPT DURING DEMUSSELING.  
\*\*\* DAILY WHEN DISCHARGING CHEMICAL CLEANING WASTES FROM DISCHARGES 001D, F, I, L, AND/OR M.

PRINCIPAL EXECUTIVE OFFICER

GREGORY M. RUEGER

SIGNATURE OF AUTHORIZED AGENT

DATE

Drew Squires / [Signature] 7/20/00

CALIFORNIA REGIONAL WATER QUALITY  
CONTROL BOARD  
CENTRAL COAST REGION  
81 HIGUERA  
SAN LUIS OBISPO, CA 93401

DISCHARGE SELF MONITORING REPORT

PACIFIC GAS AND ELECTRIC CO.  
DIABLO CANYON NUCLEAR POWER PLANT  
PO BOX 56  
AVILA BEACH, CALIF 93424

PAGE: (M) 2

FACILITY I.D.  
3 402003001

YEAR / MO / DAY  
BEGINNING 00 / 04 / 01

YEAR / MO / DAY  
ENDING 00 / 04 / 30

STATE CODE  
06

NPDES PERMIT #  
CA0003751

STATION ANALYSIS UNITS SMPL TYPE FREQ.	EFFLUENT 003 pH pH UNITS GRAB MONTHLY	EFFLUENT 004 pH pH UNITS GRAB MONTHLY	EFFLUENT 001N OIL & GREASE mg/l COMPOSITE WEEKLY	EFFLUENT 001P OIL & GREASE mg/l GRAB WEEKLY (**)	EFFLUENT 003 OIL & GREASE mg/l GRAB WEEKLY (***)	EFFLUENT 001F OIL & GREASE mg/l GRAB MONTHLY	EFFLUENT 001 T CHLOR RES ug/l GRAB 2 per CYCLE	EFFLUENT 001 CHLORINE USED lbs/day RECORDED MONTHLY	
1			ND (5)				12	18	476
2							12	17	476
3							12	< 10	510
4							12	17	591
5							12	24	622
6							12	67	594
7			9				12	61	581
8							12	35	564
9							12	39	564
10							12	46	564
11							12	46	564
12							12	46	543
13			6				12	35	522
14							12	29	520
15							12	29	519
16							12	14	519
17							12	< 10	519
18	8.1	8.1					12	< 10	552
19			ND (5)				12	< 10	576
20						< 3	12	17	578
21							12	24	578
22							12	35	578
23							12	39	578
24			ND (5)				12	42	578
25							12	42	578
26							10	50	426
27							8	50	298
28							8	55	298
29							6	10	230
30							6	15	230
31									
MONTHLY AVG	8.1	8.1	< 5	NO	NO	< 3	31	511	
MONTHLY HIGH	8.1	8.1	9	DISCHARGE	DISCHARGE	< 3	67	622	
MONTHLY LOW	8.1	8.1	ND (5)			< 3	< 10	230	
TIMES EXCEEDED	NO LIMIT	NO LIMIT	MO AVG 15 = 0	MO AVG 15 = 0	MO AVG 15 = 0	MO AVG 15 = 0	I MAX 200 = 0	NO LIMIT	
TIMES EXCEEDED			D MAX 20 = 0	D MAX 20 = 0	D MAX 20 = 0	D MAX 20 = 0			
TIMES EXCEEDED									

REMARKS:  
\* NUMBER OF SAMPLES TAKEN DURING THE DAY.  
\*\* WHEN 001N IS DISCHARGING TO 001P.  
\*\*\* WHEN 001P IS DISCHARGING TO 003.

PRINCIPAL EXECUTIVE OFFICER

GREGORY M. RUEGER

SIGNATURE OF AUTHORIZED AGENT

DATE

*Drew Squires*

7/20/00

CALIFORNIA REGIONAL WATER QUALITY  
CONTROL BOARD  
CENTRAL COAST REGION  
81 HIGUERA  
SAN LUIS OBISPO, CA 93401

DISCHARGE SELF MONITORING REPORT

PACIFIC GAS AND ELECTRIC CO.  
DIABLO CANYON NUCLEAR POWER PLANT  
PO BOX 56  
AVILA BEACH, CALIF 93424

PAGE: (M) 3

FACILITY I.D. 3 402003001		YEAR / MO / DAY BEGINNING 00 / 04 / 01		YEAR / MO / DAY ENDING 00 / 04 / 30		STATE CODE 06		NPDES PERMIT # CA0003751	
STATION ANALYSIS UNITS SMPL TYPE FREQ	EFF 001N=>003 TOTL COLIFORM MPN/100ml GRAB 4 TIMES/WEEK	EFF 001N=>003 FECAL COLIFORM MPN/100ml GRAB 4 TIMES/WEEK	EFFLUENT 001D SUSPENDED SOLIDS mg/1 1st FLTR mg/1 2nd FLTR GRAB MONTHLY			EFFLUENT 001F SUSPENDED SOLIDS mg/1 1st FLTR mg/1 2nd FLTR GRAB MONTHLY			
1									
2									
3									
4									
5			< 1	< 1		ND (5)			
6									
7									
8									
9			4	< 1		ND (5)			
10			63			63			
11									
12									
13									
14									
15									
16									
17			2 10	2 3	2 9				
18									
19									
20							6	2	
21								ND (5)	
22									
23									
24									
25									
26									
27									
28									
29									
30									
31									
MONTHLY AVG	NO		NO		13**		ND (5)		
MONTHLY HIGH	DISCHARGE		DISCHARGE		63		ND (5)		
MONTHLY LOW					ND (5)		ND (5)		
TIMES EXCEEDED	80% SMPLS>1K	MEAN>200 =	NO LIMIT	NO LIMIT	MO AVG 30 = 0	NO LIMIT	NO LIMIT	MO AVG 30 = 0	
TIMES EXCEEDED		90 % SMPLS>400			D MAX 100 = 0			D MAX 100 = 0	
TIMES EXCEEDED	1 MAX >10K								

REMARKS: \* NUMBER OF SAMPLES TAKEN DURING THE DAY.  
\*\* VOLUME-WEIGHTED AVERAGE REPORTED

PRINCIPAL EXECUTIVE OFFICER
GREGORY M. RUEGER

SIGNATURE OF AUTHORIZED AGENT	DATE
<i>Drew Squyres</i>	7/20/00

CALIFORNIA REGIONAL WATER QUALITY  
CONTROL BOARD  
CENTRAL COAST REGION  
81 HIGUERA  
SAN LUIS OBISPO, CA 93401

DISCHARGE SELF MONITORING REPORT

PACIFIC GAS AND ELECTRIC CO.  
DIABLO CANYON NUCLEAR POWER PLANT  
PO BOX 56  
AVILA BEACH, CALIF 93424

PAGE: (M) 4

FACILITY I.D. 3 402003001  
YEAR / MO / DAY BEGINNING 00 / 04 / 01  
YEAR / MO / DAY ENDING 00 / 04 / 30  
STATE CODE 06  
NPDES PERMIT # CA0003751

STATION ANALYSIS UNITS SMPL TYPE FREQ.	EFFLUENT 001G SUSPENDED SOLIDS			EFFLUENT 001H SUSPENDED SOLIDS			
	mg/l 1st FLTR	mg/l 2nd FLTR GRAB MONTHLY	mg/l NET	mg/l 1st FLTR	mg/l 2nd FLTR GRAB MONTHLY	mg/l NET	
1							
2							
3				2	< 1	ND (5)	
4							
5							
6							
7							
8							
9							
10							
11							
12							
13							
14							
15							
16							
17							
18	< 1	< 1	ND (5)				
19							
20							
21							
22							
23							
24							
25							
26							
27							
28							
29							
30							
31							
MONTHLY AVG	ND (5)			ND (5)			
MONTHLY HIGH	ND (5)			ND (5)			
MONTHLY LOW	ND (5)			ND (5)			
TIMES EXCEEDED	NO LIMIT	NO LIMIT	MO AVG 30 = 0	NO LIMIT	NO LIMIT	MO AVG 30 = 0	
TIMES EXCEEDED			D MAX 100 = 0			D MAX 100 = 0	
TIMES EXCEEDED							

REMARKS: \* NUMBER OF SAMPLES TAKEN DURING THE DAY.

PRINCIPAL EXECUTIVE OFFICER
GREGORY M. RUEGER

SIGNATURE OF AUTHORIZED AGENT	DATE
<i>Drew Squyres</i>	7/20/00

CALIFORNIA REGIONAL WATER QUALITY  
CONTROL BOARD  
CENTRAL COAST REGION  
81 HIGUERA  
SAN LUIS OBISPO, CA 93401

DISCHARGE SELF MONITORING REPORT

PACIFIC GAS AND ELECTRIC CO.  
DIABLO CANYON NUCLEAR POWER PLANT  
PO BOX 56  
AVILA BEACH, CALIF 93424

PAGE: (M) 5

FACILITY I.D. 3 402003001  
BEGINNING YEAR / MO / DAY 00 / 04 / 01  
ENDING YEAR / MO / DAY 00 / 04 / 30  
STATE CODE 06  
NPDES PERMIT # CA0003751

STATION ANALYSIS UNITS SMPL TYPE FREQ.	EFFLUENT 001I SUSPENDED SOLIDS mg/1 1st FLTR mg/1 2nd FLTR GRAB MONTHLY			EFFLUENT 001J SUSPENDED SOLIDS mg/1 1st FLTR mg/1 2nd FLTR GRAB MONTHLY					
	mg/1 1st FLTR	mg/1 2nd FLTR	mg/1 NET	mg/1 1st FLTR	mg/1 2nd FLTR	mg/1 NET			
1									
2									
3									
4									
5									
6									
7									
8									
9									
10									
11									
12									
13									
14									
15									
16									
17									
18									
19									
20									
21									
22									
23									
24									
25									
26									
27									
28									
29									
30									
31									
MONTHLY AVG MONTHLY HIGH MONTHLY LOW	NO DISCHARGE			NO DISCHARGE					
TIMES EXCEEDED	NO LIMIT	NO LIMIT	MO AVG 30 = 0	NO LIMIT	NO LIMIT	MO AVG 30 = 0			
TIMES EXCEEDED			MAX 100 = 0			MAX 100 = 0			
TIMES EXCEEDED									

REMARKS: \* NUMBER OF SAMPLES TAKEN DURING THE DAY.

PRINCIPAL EXECUTIVE OFFICER

GREGORY M. RUEGER

SIGNATURE OF AUTHORIZED AGENT

DATE

Drew Squyres

7/20/00

CALIFORNIA REGIONAL WATER QUALITY  
CONTROL BOARD  
CENTRAL COAST REGION  
81 HIGUERA  
SAN LUIS OBISPO, CA 93401

DISCHARGE SELF MONITORING REPORT

PACIFIC GAS AND ELECTRIC CO  
DIABLO CANYON NUCLEAR POWER PLANT  
PO BOX 56  
AVILA BEACH, CALIF 93424

PAGE: (M) 6

FACILITY I.D.  
3 402003001

YEAR / MO / DAY  
BEGINNING 00 / 04 / 01

YEAR / MO / DAY  
ENDING 00 / 04 / 30

STATE CODE  
06

NPDES PERMIT #  
CA0003751

STATION ANALYSIS UNITS SMPL TYPE FREQ.	EFFLUENT 001K SUSPENDED SOLIDS			EFFLUENT 001L SUSPENDED SOLIDS			
	mg/1 1st FLTR	mg/1 2nd FLTR GRAB MONTHLY	mg/1 NET	mg/1 1st FLTR	mg/1 2nd FLTR GRAB MONTHLY	mg/1 NET	
1							
2							
3							
4							
5							
6							
7							
8							
9							
10							
11							
12							
13							
14							
15							
16							
17							
18							
19							
20				2	<	1	2
21							ND (5)
22							
23							
24							
25							
26							
27							
28							
29							
30							
31							
MONTHLY AVG	NO						ND (5)
MONTHLY HIGH	DISCHARGE						ND (5)
MONTHLY LOW							ND (5)
TIMES EXCEEDED	NO LIMIT	NO LIMIT	MO AVG 30 = 0	NO LIMIT	NO LIMIT	MO AVG 30 = 0	
TIMES EXCEEDED			D MAX 100 = 0			D MAX 100 = 0	
TIMES EXCEEDED							

REMARKS: \* NUMBER OF SAMPLES TAKEN DURING THE DAY.

PRINCIPAL EXECUTIVE OFFICER

GREGORY M. RUEGER

SIGNATURE OF AUTHORIZED AGENT

DATE

*Drew Squyres*

7/20/00

CALIFORNIA REGIONAL WATER QUALITY  
CONTROL BOARD  
CENTRAL COAST REGION  
81 HIGUERA  
SAN LUIS OBISPO, CA 93401

DISCHARGE SELF MONITORING REPORT

PACIFIC GAS AND ELECTRIC CO.  
DIABLO CANYON NUCLEAR POWER PLANT  
PO BOX 56  
AVILA BEACH, CALIF 93424

PAGE: (M) 7

FACILITY I.D. 3 402003001  
YEAR / MO / DAY BEGINNING 00 / 04 / 01  
YEAR / MO / DAY ENDING 00 / 04 / 30  
STATE CODE 06  
NPDES PERMIT # CA0003751

STATION ANALYSIS UNITS SMPL TYPE FREQ.	EFFLUENT 001M SUSPENDED SOLIDS mg/1 1st FLTR mg/1 2nd FLTR GRAB MONTHLY			EFFLUENT 001N SUSPENDED SLDS mg/1 COMPOSITE WEEKLY			EFFLUENT 001P SUSPENDED SOLIDS mg/1 1st FLTR mg/1 2nd FLTR GRAB MONTHLY		
	mg/1 1st FLTR	mg/1 2nd FLTR	mg/1 NET	mg/1 1st FLTR	mg/1 2nd FLTR	mg/1 NET	mg/1 1st FLTR	mg/1 2nd FLTR	mg/1 NET
1				12					
2									
3									
4									
5									
6									
7				6					
8									
9									
10									
11									
12									
13				12					
14									
15									
16									
17									
18	3	1	ND (5)						
19				5	14	13	ND (5)		
20									
21									
22									
23									
24				5					
25									
26									
27									
28									
29									
30									
31									
MONTHLY AVG			ND (5)	8			ND (5)		
MONTHLY HIGH			ND (5)	12			ND (5)		
MONTHLY LOW			ND (5)	5			ND (5)		
TIMES EXCEEDED	NO LIMIT	NO LIMIT	MO AVG 30 = 0	MO AVG 60 = 0	NO LIMIT	NO LIMIT	MO AVG 30 = 0		
TIMES EXCEEDED			D MAX 100 = 0				D MAX 100 = 0		
TIMES EXCEEDED									

REMARKS: \* NUMBER OF SAMPLES TAKEN DURING THE DAY.

PRINCIPAL EXECUTIVE OFFICER

GREGORY M. RUEGER

SIGNATURE OF AUTHORIZED AGENT

DATE

*Drew Squyres*

7/20/00



CALIFORNIA REGIONAL WATER QUALITY  
CONTROL BOARD  
CENTRAL COAST REGION  
81 HIGUERA  
SAN LUIS OBISPO, CA 93401

DISCHARGE SELF MONITORING REPORT

PACIFIC GAS AND ELECTRIC CO.  
DIABLO CANYON NUCLEAR POWER PLANT  
PO BOX 56  
AVILA BEACH, CALIF 93424

PAGE: (M) 8

FACILITY I.D. 3 402003001  
YEAR / MO / DAY BEGINNING 00 / 04 / 01  
YEAR / MO / DAY ENDING 00 / 04 / 30  
STATE CODE 06  
NPDES PERMIT # CA0003751

STATION ANALYSIS UNITS SMPL TYPE FREQ.	EFFLUENT 002 SUSPENDED SOLIDS			EFFLUENT 003 SUSPENDED SOLIDS			
	mg/1 1st FLTR	mg/1 2nd FLTR GRAB MONTHLY	mg/1 NET	mg/1 1st FLTR	mg/1 2nd FLTR GRAB MONTHLY	mg/1 NET	
1							
2							
3							
4							
5							
6							
7							
8							
9							
10							
11							
12							
13							
14							
15							
16							
17	2	9	2	7	2	ND (5)	
18							
19							
20							
21							
22							
23							
24							
25							
26							
27							
28		3		1		ND(5)	
29							
30							
31							
MONTHLY AVG	ND (5)			ND (5)			
MONTHLY HIGH	ND (5)			ND (5)			
MONTHLY LOW	ND (5)			ND (5)			
TIMES EXCEEDED	NO LIMIT	NO LIMIT	MO AVG 30 = 0	NO LIMIT	NO LIMIT	MO AVG 30 = 0	
TIMES EXCEEDED			D MAX 100 = 0			D MAX 100 = 0	
TIMES EXCEEDED							

REMARKS: \* NUMBER OF SAMPLES TAKEN DURING THE DAY.

PRINCIPAL EXECUTIVE OFFICER
GREGORY M. RUEGER

SIGNATURE OF AUTHORIZED AGENT	DATE
<i>Drew Squyres</i>	7/20/00

CALIFORNIA REGIONAL WATER QUALITY  
CONTROL BOARD  
CENTRAL COAST REGION  
81 HIGUERA  
SAN LUIS OBISPO, CA 93401

DISCHARGE SELF MONITORING REPORT

PACIFIC GAS AND ELECTRIC CO.  
DIABLO CANYON NUCLEAR POWER PLANT  
PO BOX 56  
AVILA BEACH, CALIF 93424

PAGE: (M) 9

FACILITY I.D. 3 402003001  
YEAR / MO / DAY BEGINNING 00 / 04 / 01  
YEAR / MO / DAY ENDING 00 / 04 / 30  
STATE CODE 06  
NPDES PERMIT # CA0003751

STATION ANALYSIS UNITS SMPL TYPE FREQ.	EFFLUENT 003 SUSPENDED SOLIDS mg/l 1st FLTR mg/l 2nd FLTR GRAB WEEKLY WHEN 001N & 001P => 003	EFFLUENT 001N SETTL SOLIDS ml/l GRAB WEEKLY	EFFLUENT 001 T CHROMIUM ug/l GRAB MONTHLY	EFFLUENT 001 COPPER ug/l GRAB MONTHLY	EFFLUENT 001 NICKEL ug/l GRAB MONTHLY	EFFLUENT 001 ZINC ug/l GRAB MONTHLY
1		ND (0.1)				
2						
3						
4						
5						
6						
7		ND (0.1)				
8						
9						
10						
11						
12						
13		ND (0.1)				
14						
15						
16						
17						
18			ND (10)	ND (10)	ND (10)	ND (10)
19		ND (0.1)				
20						
21						
22						
23						
24		ND (0.1)				
25						
26						
27						
28						
29						
30						
31						
MONTHLY AVG	NO		ND (0.1)	ND (10)	ND (10)	ND (10)
MONTHLY HIGH	DISCHARGE		ND (0.1)	ND (10)	ND (10)	ND (10)
MONTHLY LOW			ND (0.1)	ND (10)	ND (10)	ND (10)
TIMES EXCEEDED	NO LIMIT	NO LIMIT	MO AVG 30 = 0	6M-MED. 10 = 0	6M-MED. 30 = 0	6M-MED. 70 = 0
TIMES EXCEEDED			D MAX 100 = 0	D MAX 40 = 0	D MAX 100 = 0	D MAX 380 = 0
TIMES EXCEEDED				I MAX 100 = 0	I MAX 140 = 0	I MAX 990 = 0

REMARKS: \* NUMBER OF SAMPLES TAKEN DURING THE DAY.

PRINCIPAL EXECUTIVE OFFICER

GREGORY M. RUEGER

SIGNATURE OF AUTHORIZED AGENT

DATE

*Drew Squyres*

7/20/00

CALIFORNIA REGIONAL WATER QUALITY  
CONTROL BOARD  
CENTRAL COAST REGION  
81 HIGUERA  
SAN LUIS OBISPO, CA 93401

DISCHARGE SELF MONITORING REPORT

PACIFIC GAS AND ELECTRIC CO  
DIABLO CANYON NUCLEAR POWER PLANT  
PO BOX 56  
AVILA BEACH, CALIF 93424

PAGE: (Q) 1

FACILITY I.D.  
3 402003001

YEAR / MO / DAY  
BEGINNING 00 / 04 / 01

YEAR / MO / DAY  
ENDING 00 / 04 / 30

STATE CODE  
06

NPDES PERMIT #  
CA0003751

STATION ANALYSIS UNITS SMPL TYPE FREQ.	INFLUENT T CHROMIUM ug/l GRAB JA/AP/JUL/OCT	INFLUENT COPPER ug/l GRAB JA/AP/JUL/OCT	INFLUENT NICKEL ug/l GRAB JA/AP/JUL/OCT	INFLUENT AMMONIA (N) ug/l GRAB JA/AP/JUL/OCT	EFFLUENT 001 AMMONIA (N) ug/l GRAB JA/AP/JUL/OCT	EFFLUENT 001D OIL & GREASE mg/l GRAB JA/AP/JUL/OCT	EFFLUENT 001G OIL & GREASE mg/l GRAB JA/AP/JUL/OCT	EFFLUENT 001H OIL & GREASE mg/l GRAB JA/AP/JUL/OCT
1								
2								
3								
4								
5								
6				ND (200)	ND (200)	< 3		
7								
8								
9						14		
10						6		
11								
12								
13								
14								
15								
16								
17						2 < 3		
18	ND (10)	ND (10)	ND (10)				< 3	
19								
20								
21								
22								
23								
24								
25								
26								
27								
28								
29								
30								
31								
MONTHLY AVG	ND (10)	ND(10)	ND (10)	ND (200)	ND (200)	< 3**	< 3	< 3
MONTHLY HIGH	ND (10)	ND(10)	ND (10)	ND (200)	ND (200)	14	< 3	< 3
MONTHLY LOW	ND (10)	ND(10)	ND (10)	ND (200)	ND (200)	< 3	< 3	< 3
TIMES EXCEEDED	NO LIMIT	NO LIMIT	NO LIMIT	NO LIMIT	6M-MED. 3060 = 0	MO AVG 15 = 0	MO AVG 15 = 0	MO AVG 15 = 0
TIMES EXCEEDED					D MAX 12240 = 0	D MAX 20 = 0	D MAX 20 = 0	D MAX 20 = 0
TIMES EXCEEDED					I MAX 30600 = 0			

REMARKS: \* NUMBER OF SAMPLES TAKEN DURING THE DAY.  
\*\* VOLUME-WEIGHTED AVERAGE REPORTED

PRINCIPAL EXECUTIVE OFFICER

GREGORY M. RUEGER

SIGNATURE OF AUTHORIZED AGENT

DATE

*Drew Squires*

7/20/00

CALIFORNIA REGIONAL WATER QUALITY  
CONTROL BOARD  
CENTRAL COAST REGION  
81 HIGUERA  
SAN LUIS OBISPO, CA 93401

DISCHARGE SELF MONITORING REPORT

PACIFIC GAS AND ELECTRIC CO.  
DIABLO CANYON NUCLEAR POWER PLANT  
PO BOX 56  
AVILA BEACH, CALIF 93424

PAGE: (Q) 2

FACILITY I.D.  
3 402003001

YEAR / MO / DAY  
BEGINNING 00 / 04 / 01

YEAR / MO / DAY  
ENDING 00 / 04 / 30

STATE CODE  
06

NPDES PERMIT #  
CA0003751

STATION ANALYSIS UNITS SMPL TYPE FREQ.	EFFLUENT 001I OIL & GREASE mg/l GRAB JA/AP/JUL/OCT	EFFLUENT 001J OIL & GREASE mg/l GRAB JA/AP/JUL/OCT	EFFLUENT 001K OIL & GREASE mg/l GRAB JA/AP/JUL/OCT	EFFLUENT 001L OIL & GREASE mg/l GRAB JA/AP/JUL/OCT	EFFLUENT 001M OIL & GREASE mg/l GRAB JA/AP/JUL/OCT	EFFLUENT 001P OIL & GREASE mg/l GRAB JA/AP/JUL/OCT	EFFLUENT 002 OIL & GREASE mg/l GRAB JA/AP/JUL/OCT	EFFLUENT 003 OIL & GREASE mg/l GRAB JA/AP/JUL/OCT
1								
2								
3								
4								
5								
6								
7								
8								
9								
10								
11								
12								
13								
14								
15								
16								
17								
18								
19								
20				2	< 3			
21								
22								
23								
24								
25								
26								
27								
28								
29								
30								
31								
MONTHLY AVG	NO	NO	NO	< 3	< 3	< 3	< 3	< 3
MONTHLY HIGH	DISCHARGE	DISCHARGE	DISCHARGE	< 3	< 3	< 3	< 3	< 3
MONTHLY LOW				< 3	< 3	< 3	< 3	< 3
TIMES EXCEEDED	MO AVG 15 = 0	MO AVG 15 = 0	MO AVG 15 = 0	MO AVG 15 = 0	MO AVG 15 = 0	MO AVG 15 = 0	MO AVG 15 = 0	MO AVG 15 = 0
TIMES EXCEEDED	D MAX 20 = 0	D MAX 20 = 0	D MAX 20 = 0	D MAX 20 = 0	D MAX 20 = 0	D MAX 20 = 0	D MAX 20 = 0	D MAX 20 = 0
TIMES EXCEEDED								

REMARKS: \* NUMBER OF SAMPLES TAKEN DURING THE DAY.

PRINCIPAL EXECUTIVE OFFICER

GREGORY M. RUEGER

SIGNATURE OF AUTHORIZED AGENT

DATE

*Drew Squires* 

7/20/00

CALIFORNIA REGIONAL WATER QUALITY  
CONTROL BOARD  
CENTRAL COAST REGION  
81 HIGUERA  
SAN LUIS OBISPO, CA 93401

DISCHARGE SELF MONITORING REPORT

PACIFIC GAS AND ELECTRIC CO  
DIABLO CANYON NUCLEAR POWER PLANT  
PO BOX 56  
AVILA BEACH, CALIF 93424


PAGE: (Q) 3

FACILITY I.D. 3 402003001  
YEAR / MO / DAY BEGINNING 00 / 04 / 01  
YEAR / MO / DAY ENDING 00 / 04 / 30  
STATE CODE 06  
NPDES PERMIT # CA0003751

STATION ANALYSIS UNITS SMPL TYPE FREQ.	EFFLUENT 004 OIL & GREASE mg/l GRAB JA/AP/JUL/OCT	EFFLUENT 001 TOX CONCEN TU GRAB JA/AP/JUL/OCT	EFFLUENT 001D CADMIUM ug/l QTRLY COMP JA/AP/JUL/OCT	EFFLUENT 001H CADMIUM ug/l QTRLY COMP JA/AP/JUL/OCT	EFFLUENT 001L CADMIUM ug/l QTRLY COMP JA/AP/JUL/OCT	EFFLUENT 001F CADMIUM ug/l 1 WEEK COMP JA/AP/JUL/OCT	
1							
2							
3							
4							
5							
6							
7							
8							
9							
10							
11							
12							
13							
14							
15							
16							
17							
18	< 3						
19							
20							
21			ND (5)	2	ND (5)	2	ND (5)
22							
23							
24							
25							
26							
27							
28							
29							
30							
31							
MONTHLY AVG	< 3	**	ND (5)	ND (5)	ND (5)	ND (5)	
MONTHLY HIGH	< 3		ND (5)	ND (5)	ND (5)	ND (5)	
MONTHLY LOW	< 3		ND (5)	ND (5)	ND (5)	ND (5)	
TIMES EXCEEDED	MO AVG 15 = 0		NO LIMIT	NO LIMIT	NO LIMIT	NO LIMIT	
TIMES EXCEEDED	D MAX 20 = 0						
TIMES EXCEEDED		6M-MED. 0.26=0					

REMARKS:  
\* NUMBER OF SAMPLES TAKEN DURING THE DAY.  
\*\* SECOND QUARTER 2000 TOXICITY TESTING PERFORMED IN MAY, 2000.

PRINCIPAL EXECUTIVE OFFICER  
  
GREGORY M. RUEGER

SIGNATURE OF AUTHORIZED AGENT	DATE
<i>Drew Squyres</i> 	7/20/00

CALIFORNIA REGIONAL WATER QUALITY  
CONTROL BOARD  
CENTRAL COAST REGION  
81 HIGUERA  
SAN LUIS OBISPO, CA 93401

DISCHARGE SELF MONITORING REPORT

PACIFIC GAS AND ELECTRIC CO.  
DIABLO CANYON NUCLEAR POWER PLANT  
PO BOX 56  
AVILA BEACH, CALIF 93424

PAGE: (Q) 4

FACILITY I.D.  
3 402003001

YEAR / MO / DAY  
BEGINNING 00 / 04 / 01

YEAR / MO / DAY  
ENDING 00 / 04 / 30

STATE CODE  
06

NPDES PERMIT #  
CA0003751

STATION ANALYSIS UNITS SMPL TYPE FREQ.	EFFLUENT 001D CHROMIUM ug/l QTRLY COMP JA/AP/JUL/OCT	EFFLUENT 001H T CHROMIUM ug/l QTRLY COMP JA/AP/JUL/OCT	EFFLUENT 001L T CHROMIUM ug/l QTRLY COMP JA/AP/JUL/OCT	EFFLUENT 001F T CHROMIUM ug/l 1 WEEK COMP JA/AP/JUL/OCT	EFFLUENT 001D COPPER ug/l QTRLY COMP JA/AP/JUL/OCT	EFFLUENT 001H COPPER ug/l QTRLY COMP JA/AP/JUL/OCT	EFFLUENT 001L COPPER ug/l QTRLY COMP JA/AP/JUL/OCT	EFFLUENT 001F COPPER ug/l 1 WEEK COMP JA/AP/JUL/OCT
	*	*	*	*	*	*	*	*
1								
2								
3								
4								
5								
6								
7								
8								
9								
10								
11								
12								
13								
14								
15								
16								
17								
18								
19								
20								
21	ND (10)	2 < 10	2 ND (10)	ND (10)	20	2 60	2 ND (10)	50
22								
23								
24								
25								
26								
27								
28								
29								
30								
31								
MONTHLY AVG	ND (10)	< 10	ND (10)	ND (10)	20	60	ND (10)	50
MONTHLY HIGH	ND (10)	10	ND (10)	ND (10)	20	60	ND (10)	50
MONTHLY LOW	ND (10)	ND (10)	ND (10)	ND (10)	20	60	ND (10)	50
TIMES EXCEEDED	NO LIMIT	NO LIMIT	NO LIMIT	NO LIMIT	NO LIMIT	NO LIMIT	NO LIMIT	NO LIMIT
TIMES EXCEEDED								
TIMES EXCEEDED								

REMARKS: \* NUMBER OF SAMPLES TAKEN DURING THE DAY.

PRINCIPAL EXECUTIVE OFFICER

GREGORY M. RUEGER

SIGNATURE OF AUTHORIZED AGENT

DATE

*Drew Squyres* 

7/20/00

CALIFORNIA REGIONAL WATER QUALITY  
CONTROL BOARD  
CENTRAL COAST REGION  
81 HIGUERA  
SAN LUIS OBISPO, CA 93401

DISCHARGE SELF MONITORING REPORT

PACIFIC GAS AND ELECTRIC CO.  
DIABLO CANYON NUCLEAR POWER PLANT  
PO BOX 56  
AVILA BEACH, CALIF 93424

PAGE: (Q) 5

FACILITY I.D.  
3 402003001

YEAR / MO / DAY  
BEGINNING 00 / 04 / 01

YEAR / MO / DAY  
ENDING 00 / 04 / 30

STATE CODE  
06

NPDES PERMIT #  
CA0003751

STATION ANALYSIS UNITS SMPL TYPE FREQ.	EFFLUENT 001D LEAD ug/l QTRLY COMP JA/AP/JUL/OCT	EFFLUENT 001H LEAD ug/l QTRLY COMP JA/AP/JUL/OCT	EFFLUENT 001L LEAD ug/l QTRLY COMP JA/AP/JUL/OCT	EFFLUENT 001F LEAD ug/l 1 WEEK COMP JA/AP/JUL/OCT	EFFLUENT 001D MERCURY ug/l QTRLY COMP JA/AP/JUL/OCT	EFFLUENT 001H MERCURY ug/l QTRLY COMP JA/AP/JUL/OCT	EFFLUENT 001L MERCURY ug/l QTRLY COMP JA/AP/JUL/OCT	EFFLUENT 001F MERCURY ug/l 1 WEEK COMP JA/AP/JUL/OCT			
1											
2											
3											
4											
5											
6											
7											
8											
9											
10											
11											
12											
13											
14											
15											
16											
17											
18											
19											
20											
21	ND (10)	2	ND (10)	2	ND (10)	0.38	2	0.12	2	ND (.01)	0.03
22											
23											
24											
25											
26											
27											
28											
29											
30											
31											
MONTHLY AVG	ND (10)	ND (10)	ND (10)	ND (10)	0.38	0.12	ND (0.01)	0.03			
MONTHLY HIGH	ND (10)	ND (10)	ND (10)	ND (10)	0.38	0.14	ND (0.01)	0.03			
MONTHLY LOW	ND (10)	ND (10)	ND (10)	ND (10)	0.38	0.09	ND (0.01)	0.03			
TIMES EXCEEDED	NO LIMIT	NO LIMIT	NO LIMIT	NO LIMIT	NO LIMIT	NO LIMIT	NO LIMIT	NO LIMIT			
TIMES EXCEEDED											
TIMES EXCEEDED											

REMARKS: \* NUMBER OF SAMPLES TAKEN DURING THE DAY.

PRINCIPAL EXECUTIVE OFFICER

GREGORY M. RUEGER

SIGNATURE OF AUTHORIZED AGENT

DATE

*Drew Squyres*

7/20/00

CALIFORNIA REGIONAL WATER QUALITY  
CONTROL BOARD  
CENTRAL COAST REGION  
81 HIGUERA  
SAN LUIS OBISPO, CA 93401

DISCHARGE SELF MONITORING REPORT

PACIFIC GAS AND ELECTRIC CO  
DIABLO CANYON NUCLEAR POWER PLANT  
PO BOX 56  
AVILA BEACH, CALIF 93424

PAGE: (Q) 6

FACILITY I.D.  
3 402003001

YEAR / MO / DAY  
BEGINNING 00 / 04 / 01

YEAR / MO / DAY  
ENDING 00 / 04 / 30


STATE CODE  
06

NPDES PERMIT #  
CA0003751

STATION ANALYSIS UNITS SMPL TYPE FREQ	EFFLUENT 001D NICKEL ug/l QTRLY COMP JA/AP/JUL/OCT	EFFLUENT 001H NICKEL ug/l QTRLY COMP JA/AP/JUL/OCT	EFFLUENT 001L NICKEL ug/l QTRLY COMP JA/AP/JUL/OCT	EFFLUENT 001F NICKEL ug/l 1 WEEK COMP JA/AP/JUL/OCT	EFFLUENT 001D SILVER ug/l QTRLY COMP JA/AP/JUL/OCT	EFFLUENT 001H SILVER ug/l QTRLY COMP JA/AP/JUL/OCT	EFFLUENT 001L SILVER ug/l QTRLY COMP JA/AP/JUL/OCT	EFFLUENT 001F SILVER ug/l 1 WEEK COMP JA/AP/JUL/OCT				
	*	*	*	*	*	*	*	*				
1												
2												
3												
4												
5												
6												
7												
8												
9												
10												
11												
12												
13												
14												
15												
16												
17												
18												
19												
20												
21	ND (10)	2	20	2	ND (10)	40	ND (10)	2	ND (10)	2	ND (10)	ND (10)
22												
23												
24												
25												
26												
27												
28												
29												
30												
31												
MONTHLY AVG	ND (10)	20	ND (10)	40	ND (10)	ND (10)	ND (10)	ND (10)	ND (10)			
MONTHLY HIGH	ND (10)	20	ND (10)	40	ND (10)	ND (10)	ND (10)	ND (10)	ND (10)			
MONTHLY LOW	ND (10)	20	ND (10)	40	ND (10)	ND (10)	ND (10)	ND (10)	ND (10)			
TIMES EXCEEDED	NO LIMIT	NO LIMIT	NO LIMIT	NO LIMIT	NO LIMIT	NO LIMIT	NO LIMIT	NO LIMIT	NO LIMIT			
TIMES EXCEEDED												
TIMES EXCEEDED												

REMARKS: \* NUMBER OF SAMPLES TAKEN DURING THE DAY.

PRINCIPAL EXECUTIVE OFFICER
GREGORY M. RUEGER

SIGNATURE OF AUTHORIZED AGENT	DATE
<i>Drew Squires</i> 	7/20/00



CALIFORNIA REGIONAL WATER QUALITY  
CONTROL BOARD  
CENTRAL COAST REGION  
81 HIGUERA  
SAN LUIS OBISPO, CA 93401

DISCHARGE SELF MONITORING REPORT

PACIFIC GAS AND ELECTRIC CO.  
DIABLO CANYON NUCLEAR POWER PLANT  
PO BOX 56  
AVILA BEACH, CALIF 93424

PAGE: (Q) 7

FACILITY I.D. 3 402003001  
YEAR / MO / DAY BEGINNING 00 / 04 / 01  
YEAR / MO / DAY ENDING 00 / 04 / 30  
STATE CODE 06  
NPDES PERMIT # CA0003751

STATION ANALYSIS UNITS SMPL TYPE FREQ.	EFFLUENT 001D ZINC ug/l QTRLY COMP JA/AP/JUL/OCT	EFFLUENT 001H ZINC ug/l QTRLY COMP JA/AP/JUL/OCT	EFFLUENT 001L ZINC ug/l QTRLY COMP JA/AP/JUL/OCT	EFFLUENT 001F ZINC ug/l 1 WEEK COMP JA/AP/JUL/OCT		
	*	*	*	*		
1						
2						
3						
4						
5						
6						
7						
8						
9						
10						
11						
12						
13						
14						
15						
16						
17						
18						
19						
20						
21	130	2	ND (20)	2	ND (20)	60
22						
23						
24						
25						
26						
27						
28						
29						
30						
31						
MONTHLY AVG	130	ND (20)	ND (20)	ND (20)	60	
MONTHLY HIGH	130	ND (20)	ND (20)	ND (20)	60	
MONTHLY LOW	130	ND (20)	ND (20)	ND (20)	60	
TIMES EXCEEDED	NO LIMIT	NO LIMIT	NO LIMIT	NO LIMIT	NO LIMIT	
TIMES EXCEEDED						
TIMES EXCEEDED						

REMARKS: \* NUMBER OF SAMPLES TAKEN DURING THE DAY.

PRINCIPAL EXECUTIVE OFFICER

GREGORY M. RUEGER

SIGNATURE OF AUTHORIZED AGENT

DATE

Drew Squyres 

7/20/00

CALIFORNIA REGIONAL WATER QUALITY  
CONTROL BOARD  
CENTRAL COAST REGION  
81 HIGUERA  
SAN LUIS OBISPO, CA 93401

DISCHARGE SELF MONITORING REPORT

PACIFIC GAS AND ELECTRIC CO.  
DIABLO CANYON NUCLEAR POWER PLANT  
PO BOX 56  
AVILA BEACH, CALIF 93424

PAGE: (Q) 8

FACILITY I.D. 3 402003001  
BEGINNING YEAR / MO / DAY 00 / 04 / 01  
ENDING YEAR / MO / DAY 00 / 04 / 30  
STATE CODE 06  
NPDES PERMIT # CA0003751

STATION ANALYSIS UNITS SMPL TYPE FREQ.	EFFLUENT 001D COPPER mg/l 24-HR COMP. METAL CLNG	EFFLUENT 001F COPPER mg/l 24-HR COMP. METAL CLNG	EFFLUENT 001I COPPER mg/l 24-HR COMP. METAL CLNG	EFFLUENT 001L COPPER mg/l 24-HR COMP. METAL CLNG	EFFLUENT 001M COPPER mg/l 24-HR COMP. METAL CLNG	
1						
2						
3						
4						
5						
6						
7						
8						
9						
10						
11						
12						
13						
14						
15						
16						
17						
18						
19						
20						
21						
22						
23						
24						
25						
26						
27						
28						
29						
30						
31						
MONTHLY AVG MONTHLY HIGH MONTHLY LOW	NO DISCHARGE	NO DISCHARGE	NO DISCHARGE	NO DISCHARGE	NO DISCHARGE	
TIMES EXCEEDED	MO AVG 1 = 0	MO AVG 1 = 0	MO AVG 1 = 0	MO AVG 1 = 0	MO AVG 1 = 0	
TIMES EXCEEDED	D MAX 1 = 0	D MAX 1 = 0	D MAX 1 = 0	D MAX 1 = 0	D MAX 1 = 0	
TIMES EXCEEDED						

REMARKS: \* NUMBER OF SAMPLES TAKEN DURING THE DAY.

PRINCIPAL EXECUTIVE OFFICER

GREGORY M. RUEGER

SIGNATURE OF AUTHORIZED AGENT

DATE

*Drew Squyres*

7/20/00

CALIFORNIA REGIONAL WATER QUALITY  
CONTROL BOARD  
CENTRAL COAST REGION  
81 HIGUERA  
SAN LUIS OBISPO, CA 93401

DISCHARGE SELF MONITORING REPORT

PACIFIC GAS AND ELECTRIC CO.  
DIABLO CANYON NUCLEAR POWER PLANT  
PO BOX 56  
AVILA BEACH, CALIF 93424

PAGE: (Q) 9

FACILITY I.D.  
3 402003001

YEAR / MO / DAY  
BEGINNING 00 / 04 / 01

YEAR / MO / DAY  
ENDING 00 / 04 / 30


STATE CODE  
06

NPDES PERMIT #  
CA0003751

STATION ANALYSIS UNITS SMPL TYPE FREQ.	EFFLUENT 001D IRON mg/l 24-HR COMP. METAL CLNG	EFFLUENT 001F IRON mg/l 24-HR COMP. METAL CLNG	EFFLUENT 001I IRON mg/l 24-HR COMP. METAL CLNG	EFFLUENT 001L IRON mg/l 24-HR COMP. METAL CLNG	EFFLUENT 001M IRON mg/l 24-HR COMP. METAL CLNG	
1						
2						
3						
4						
5						
6						
7						
8						
9						
10						
11						
12						
13						
14						
15						
16						
17						
18						
19						
20						
21						
22						
23						
24						
25						
26						
27						
28						
29						
30						
31						
MONTHLY AVG MONTHLY HIGH MONTHLY LOW	NO DISCHARGE	NO DISCHARGE	NO DISCHARGE	NO DISCHARGE	NO DISCHARGE	
TIMES EXCEEDED	MO AVG 1 = 0	MO AVG 1 = 0	MO AVG 1 = 0	MO AVG 1 = 0	MO AVG 1 = 0	
TIMES EXCEEDED	D MAX 1 = 0	D MAX 1 = 0	D MAX 1 = 0	D MAX 1 = 0	D MAX 1 = 0	
TIMES EXCEEDED						

REMARKS: \* NUMBER OF SAMPLES TAKEN DURING THE DAY.

PRINCIPAL EXECUTIVE OFFICER  
  
GREGORY M. RUEGER

SIGNATURE OF AUTHORIZED AGENT	DATE
<i>Drew Squires</i> 	7/20/00

CALIFORNIA REGIONAL WATER QUALITY  
CONTROL BOARD  
CENTRAL COAST REGION  
81 HIGUERA  
SAN LUIS OBISPO, CA 93401

DISCHARGE SELF MONITORING REPORT

PACIFIC GAS AND ELECTRIC CO.  
DIABLO CANYON NUCLEAR POWER PLANT  
PO BOX 56  
AVILA BEACH, CALIF 93424

PAGE: (A) 1

FACILITY I.D.  
3 402003001

YEAR / MO / DAY  
BEGINNING 00 / 04 / 01

YEAR / MO / DAY  
ENDING 00 / 04 / 30

STATE CODE  
06

NPDES PERMIT #  
CA0003751

STATION ANALYSIS UNITS SMPL TYPE FREQ.	EFFLUENT 001 TITANIUM ug/l GRAB OCTOBER	INFLUENT ARSENIC ug/l GRAB OCTOBER	EFFLUENT ARSENIC ug/l GRAB OCTOBER	INFLUENT CADMIUM ug/l GRAB OCTOBER	EFFLUENT 001 CADMIUM ug/l GRAB OCTOBER	INFLUENT LEAD ug/l GRAB OCTOBER	EFFLUENT 001 LEAD ug/l GRAB OCTOBER	INFLUENT ZINC ug/l GRAB OCTOBER
1								
2								
3								
4								
5								
6								
7								
8								
9								
10								
11								
12								
13								
14								
15								
16								
17								
18								
19								
20								
21								
22								
23								
24								
25								
26								
27								
28								
29								
30								
31								
MONTHLY AVG								** 12
MONTHLY HIGH								** 12
MONTHLY LOW								** 12
TIMES EXCEEDED	NO LIMIT	NO LIMIT	6M - MED. 30 = 0	NO LIMIT	6M-MED. 10 = 0	NO LIMIT	6M-MED. 10 = 0	NO LIMIT
TIMES EXCEEDED			D MAX 150 = 0		D MAX 20 = 0		D MAX 40 = 0	
TIMES EXCEEDED			I MAX 400 = 0		I MAX 50 = 0		I MAX 100 = 0	

REMARKS: \*NUMBER OF SAMPLES TAKEN DURING THE DAY.  
\*\*INFLUENT ANALYSIS PERFORMED FOR COMPARISON TO EFFLUENT RESULT.

PRINCIPAL EXECUTIVE OFFICER
GREGORY M. RUEGER

SIGNATURE OF AUTHORIZED AGENT	DATE
<i>Drew Squyres</i>	7/20/00

CALIFORNIA REGIONAL WATER QUALITY  
CONTROL BOARD  
CENTRAL COAST REGION  
81 HIGUERA  
SAN LUIS OBISPO, CA 93401

DISCHARGE SELF MONITORING REPORT

PACIFIC GAS AND ELECTRIC CO.  
DIABLO CANYON NUCLEAR POWER PLANT  
PO BOX 56  
AVILA BEACH, CALIF 93424

PAGE: (A) 2

FACILITY I.D.  
3402003001

YEAR / MO / DAY  
BEGINNING 00 / 04 / 01

YEAR / MO / DAY  
ENDING 00 / 04 / 30

STATE CODE  
06

NPDES PERMIT #  
CA0003751

STATION ANALYSIS UNITS SMPL TYPE FREQ.	INFLUENT MERCURY ug/l GRAB OCTOBER	EFFLUENT 001 MERCURY ug/l GRAB OCTOBER	INFLUENT SILVER ug/l GRAB OCTOBER	EFFLUENT 001 SILVER ug/l GRAB OCTOBER	INFLUENT CYANIDE ug/l GRAB OCTOBER	EFFLUENT 001 CYANIDE ug/l GRAB OCTOBER	INFLUENT PHENOLIC CMP ug/l (NONCL) GRAB OCTOBER	EFFLUENT 001 PHENOLIC CMP ug/l (NONCL) GRAB OCTOBER
1								
2								
3								
4								
5								
6								
7								
8								
9								
10								
11								
12								
13								
14								
15								
16								
17								
18								
19								
20								
21								
22								
23								
24								
25								
26								
27								
28								
29								
30								
31								
MONTHLY AVG MONTHLY HIGH MONTHLY LOW								
TIMES EXCEEDED	NO LIMIT	6M-MED. 0.2=0	NO LIMIT	6M-MED. 2.9=0	NO LIMIT	6M-MED. 30=0	NO LIMIT	6M-MED. 150=0
TIMES EXCEEDED		DMAX 0.8 = 0		DMAX 13.6=0		DMAX 100=0		DMAX 610= 0
TIMES EXCEEDED		IMAX 2 = 0		IMAX 35= 0		IMAX 260=0		IMAX 1530=0

REMARKS: \* NUMBER OF SAMPLES TAKEN DURING THE DAY.

PRINCIPAL EXECUTIVE OFFICER

GREGORY M. RUEGER

SIGNATURE OF AUTHORIZED AGENT

DATE

Drew Squyres *[Signature]*

7/20/00

CALIFORNIA REGIONAL WATER QUALITY  
CONTROL BOARD  
CENTRAL COAST REGION  
81 HIGUERA  
SAN LUIS OBISPO, CA 93401

DISCHARGE SELF MONITORING REPORT

PACIFIC GAS AND ELECTRIC CO.  
DIABLO CANYON NUCLEAR POWER PLANT  
PO BOX 56  
AVILA BEACH, CALIF 93424


PAGE: (A) 3

FACILITY I.D. 3 402003001  
YEAR / MO / DAY BEGINNING 00 / 04 / 01  
YEAR / MO / DAY ENDING 00 / 04 / 30  
STATE CODE 06  
NPDES PERMIT # CA0003751

STATION ANALYSIS UNITS SMPL TYPE FREQ.	INFLUENT CHLOR PHENOL ug/l GRAB OCTOBER	EFFLUENT 001 CHLOR PHENOL ug/l GRAB OCTOBER	EFFLUENT 001D LITHIUM mg/l GRAB OCTOBER	EFFLUENT 001D BORON mg/l GRAB OCTOBER	EFFLUENT 001D HYDRAZINE mg/l GRAB OCTOBER	EFFLUENT 005 OIL & GREASE mg/l GRAB OCTOBER	EFFLUENT 008 OIL & GREASE mg/l GRAB OCTOBER	
1								
2								
3								
4								
5								
6								
7								
8								
9								
10								
11								
12								
13								
14								
15								
16								
17								
18								
19								
20								
21								
22								
23								
24								
25								
26								
27								
28								
29								
30								
31								
MONTHLY AVG								
MONTHLY HIGH								
MONTHLY LOW								
TIMES EXCEEDED	NO LIMIT	6M-MED 10=0	NO LIMIT	NO LIMIT	NO LIMIT	MO AVG 15=0	MO AVG 15=0	
TIMES EXCEEDED		DMAX 20=0				DMAX 20=0	DMAX 20=0	
TIMES EXCEEDED		IMAX 50=0						

REMARKS: \* NUMBER OF SAMPLES TAKEN DURING THE DAY.

PRINCIPAL EXECUTIVE OFFICER  
  
GREGORY M. RUEGER

SIGNATURE OF AUTHORIZED AGENT	DATE
<i>Drew Squires</i> 	7/20/00

CALIFORNIA REGIONAL WATER QUALITY  
CONTROL BOARD  
CENTRAL COAST REGION  
81 HIGUERA  
SAN LUIS OBISPO, CA 93401

DISCHARGE SELF MONITORING REPORT

PACIFIC GAS AND ELECTRIC CO.  
DIABLO CANYON NUCLEAR POWER PLANT  
PO BOX 56  
AVILA BEACH, CALIF 93424

PAGE: (A) 4

FACILITY I.D. 3 402003001  
BEGINNING YEAR / MO / DAY 00 / 04 / 01  
ENDING YEAR / MO / DAY 00 / 04 / 30  
STATE CODE 06  
NPDES PERMIT # CA0003751

STATION ANALYSIS UNITS SMPL TYPE FREQ.	EFFLUENT 009 OIL & GREASE mg/l GRAB OCTOBER	EFFLUENT 013 OIL & GREASE mg/l GRAB OCTOBER	EFFLUENT 015 OIL & GREASE mg/l GRAB OCTOBER	EFFLUENT 016 OIL & GREASE mg/l GRAB OCTOBER	EFFLUENT 017 OIL & GREASE mg/l GRAB OCTOBER	INFLUENT PCB'S ug/l GRAB OCTOBER	EFFLUENT 001 PCB'S ug/l GRAB OCTOBER	
1								
2								
3								
4								
5								
6								
7								
8								
9								
10								
11								
12								
13								
14								
15								
16								
17								
18								
19								
20								
21								
22								
23								
24								
25								
26								
27								
28								
29								
30								
31								
MONTHLY AVG MONTHLY HIGH MONTHLY LOW								
TIMES EXCEEDED	MO AVG 15=0	MO AVG 15=0	MO AVG 15=0	MO AVG 15=0	MO AVG 15=0	NO LIMIT	NO LIMIT	
TIMES EXCEEDED	DMAX 20=0	DMAX 20=0	DMAX 20=0	DMAX 20=0	DMAX20=0			
TIMES EXCEEDED								

REMARKS: \* NUMBER OF SAMPLES TAKEN DURING THE DAY.

PRINCIPAL EXECUTIVE OFFICER

GREGORY M. RUEGER

SIGNATURE OF AUTHORIZED AGENT

DATE

*Drew Squyres* 

7/20/00

CALIFORNIA REGIONAL WATER QUALITY  
CONTROL BOARD  
CENTRAL COAST REGION  
81 HIGUERA  
SAN LUIS OBISPO, CA 93401

DISCHARGE SELF MONITORING REPORT

PACIFIC GAS AND ELECTRIC CO.  
DIABLO CANYON NUCLEAR POWER PLANT  
PO BOX 56  
AVILA BEACH, CALIF 93424

PAGE: (A) 5

FACILITY I.D.  
3 402003001

YEAR / MO / DAY  
BEGINNING 00 / 04 / 01

YEAR / MO / DAY  
ENDING 00 / 04 / 30

STATE CODE  
06

NPDES PERMIT #  
CA0003751

STATION	EFFLUENT 001N SLUDGE MOISTURE % GRAB OCTOBER	EFFLUENT 001N SLUDGE TOT KJLDL N mg/kg GRAB OCTOBER	EFFLUENT 001N SLUDGE AMMONIA (N) mg/kg GRAB OCTOBER	EFFLUENT 001N SLUDGE NITRATE (N) mg/kg GRAB OCTOBER	EFFLUENT 001N SLUDGE TOT PHOSPHS mg/kg GRAB OCTOBER	EFFLUENT 001N SLUDGE pH pH units GRAB OCTOBER	EFFLUENT 001N SLUDGE OIL & GREASE mg/kg GRAB OCTOBER	EFFLUENT 001N SLUDGE BORON mg/kg GRAB OCTOBER
ANALYSIS UNITS SMPL TYPE FREQ								
1								
2								
3								
4								
5								
6								
7								
8								
9								
10								
11								
12								
13								
14								
15								
16								
17								
18								
19								
20								
21								
22								
23								
24								
25								
26								
27								
28								
29								
30								
31								
MONTHLY AVG MONTHLY HIGH MONTHLY LOW								
TIMES EXCEEDED TIMES EXCEEDED TIMES EXCEEDED	NO LIMIT	NO LIMIT	NO LIMIT	NO LIMIT	NO LIMIT	NO LIMIT	NO LIMIT	NO LIMIT

REMARKS: \* NUMBER OF SAMPLES TAKEN DURING THE DAY.

PRINCIPAL EXECUTIVE OFFICER

GREGORY M. RUEGER

SIGNATURE OF AUTHORIZED AGENT

DATE

Drew Squires *DS*

7/20/00



CALIFORNIA REGIONAL WATER QUALITY  
CONTROL BOARD  
CENTRAL COAST REGION  
81 HIGUERA  
SAN LUIS OBISPO, CA 93401

DISCHARGE SELF MONITORING REPORT

PACIFIC GAS AND ELECTRIC CO.  
DIABLO CANYON NUCLEAR POWER PLANT  
PO BOX 56  
AVILA BEACH, CALIF 93424

PAGE: (A) 6

FACILITY I.D. 3 402003001  
BEGINNING YEAR / MO / DAY 00 / 04 / 01  
ENDING YEAR / MO / DAY 00 / 04 / 30  
STATE CODE 06  
NPDES PERMIT # CA0003751

STATION	EFFLUENT 001N SLUDGE CADMIUM mg/kg GRAB OCTOBER	EFFLUENT 001N SLUDGE COPPER mg/kg GRAB OCTOBER	EFFLUENT 001N SLUDGE CHROMIUM mg/kg GRAB OCTOBER	EFFLUENT 001N SLUDGE LEAD mg/kg GRAB OCTOBER	EFFLUENT 001N SLUDGE NICKEL mg/kg GRAB OCTOBER	EFFLUENT 001N SLUDGE MERCURY mg/kg GRAB OCTOBER	EFFLUENT 001N SLUDGE ZINC mg/kg GRAB OCTOBER	EFFLUENT 001N SLUDGE VOLUME tons OCTOBER
ANALYSIS								
UNITS								
SMPL TYPE								
FREQ.								
1								
2								
3								
4								
5								
6								
7								
8								
9								
10								
11								
12								
13								
14								
15								
16								
17								
18								
19								
20								
21								
22								
23								
24								
25								
26								
27								
28								
29								
30								
31								
MONTHLY AVG								
MONTHLY HIGH								
MONTHLY LOW								
TIMES EXCEEDED	10xSTLC=0	10xSTLC=0	10xSTLC=0	10xSTLC=0	10xSTLC=0	10xSTLC=0	10xSTLC=0	
TIMES EXCEEDED	10 mg/kg=0	250 mg/kg=0	50 mg/kg=0	50 mg/kg=0	200 mg/kg=0	2 mg/kg=0	2500 mg/kg=0	
TIMES EXCEEDED	TTLC>100=0	TTLC>2500=0	TTLC>500=0	TTLC>1000=0	TTLC>2000=0	TTLC>20=0	TTLC>5000=0	

REMARKS: \* NUMBER OF SAMPLES TAKEN DURING THE DAY.

PRINCIPAL EXECUTIVE OFFICER

GREGORY M. RUEGER

SIGNATURE OF AUTHORIZED AGENT

DATE

Drew Squires *DS*

7/20/00

## **APPENDIX 3**

### **DIABLO CANYON POWER PLANT**

#### **Influent and Effluent Monitoring**

**May 2000**

CALIFORNIA REGIONAL WATER QUALITY  
CONTROL BOARD  
CENTRAL COAST REGION  
81 HIGUERA  
SAN LUIS OBISPO, CA 93401

DISCHARGE SELF MONITORING REPORT

PACIFIC GAS AND ELECTRIC CO.  
DIABLO CANYON NUCLEAR POWER PLANT  
PO BOX 56  
AVILA BEACH, CALIF 93424

PAGE: (M) 1

FACILITY I.D. 3 402003001 YEAR / MO / DAY BEGINNING 00 / 05 / 01 ENDING 00 / 05 / 31 STATE CODE 06 NPDES PERMIT # CA0003751

STATION ANALYSIS UNITS SMPL TYPE FREQ.	INFLUENT TEMPERATURE DEGREES F METERED CONTINUOUS	EFFLUENT 001 TEMPERATURE DEGREES F METERED CONTINUOUS	DELTA TEMP TEMPERATURE DEGREES F METERED CONTINUOUS	EFFLUENT 001 FLOW MGD RECORDED DAILY	INFLUENT pH pH UNITS GRAB MONTHLY	EFFLUENT 001 pH pH UNITS GRAB MONTHLY (**)	EFFLUENT 001P pH pH UNITS GRAB MONTHLY	EFFLUENT 002 pH pH UNITS GRAB MONTHLY
1	48.9	68.8	19.9	1873				
2	49.0	68.4	19.4	1913				
3	48.7	67.9	19.2	2046				
4	48.9	67.7	18.8	2485	8.1	8.1		
5	49.1	68.1	19.0	2485				
6	49.5	68.4	18.9	2485				
7	49.9	68.8	18.9	2485				
8	50.3	69.3	19.0	2485				
9	49.6	68.6	19.0	2485				2
10	49.0	67.8	18.8	2485				7.9
11	47.9	66.8	18.9	2485			7.6	
12	48.2	67.0	18.8	2485				
13	48.7	67.5	18.8	2485				
14	49.5	68.3	18.8	2485				
15	49.9	68.9	19.0	1304				
16	50.3	69.4	19.1	1279				
17	49.3	68.3	19.0	1279				
18	48.7	67.6	18.9	1279				
19	48.3	67.2	18.9	1279				
20	48.9	67.8	18.9	1279				
21	49.8	64.5	14.7	1891				
22	51.8	66.6	14.8	1891				
23	52.5	67.3	14.8	1891				
24	52.3	67.4	15.1	1891				
25	51.0	64.8	13.8	2004				
26	50.7	65.5	14.8	1933				
27	49.0	64.9	15.9	2151				
28	49.4	64.8	15.4	2485				
29	49.5	67.5	18.0	2485				
30	49.8	68.3	18.5	2485				
31	49.9	68.5	18.6	2485				
MONTHLY AVG	49.6	67.5	17.9	2079	8.1	8.1	7.6	7.9
MONTHLY HIGH	52.5	69.4	19.9	2485	8.1	8.1	7.6	7.9
MONTHLY LOW	47.9	64.5	13.8	1279	8.1	8.1	7.6	7.9
TIMES EXCEEDED	NO LIMIT	NO LIMIT	MAX 22 = 0	MAX 2760 = 0	NO LIMIT	NO LIMIT	NO LIMIT	NO LIMIT
TIMES EXCEEDED			(**)					
TIMES EXCEEDED								

REMARKS:  
\* NUMBER OF SAMPLES TAKEN DURING THE DAY.  
\*\* EXCEPT DURING DEMUSSELING.  
\*\*\* DAILY WHEN DISCHARGING CHEMICAL CLEANING WASTES FROM DISCHARGES 001D, F, I, L, AND/OR M.

PRINCIPAL EXECUTIVE OFFICER

GREGORY M. RUEGER

SIGNATURE OF AUTHORIZED AGENT

DATE

*Drew Squares* 7/20/00

CALIFORNIA REGIONAL WATER QUALITY  
CONTROL BOARD  
CENTRAL COAST REGION  
81 HIGUERA  
SAN LUIS OBISPO, CA 93401

DISCHARGE SELF MONITORING REPORT

PACIFIC GAS AND ELECTRIC CO.  
DIABLO CANYON NUCLEAR POWER PLANT  
PO BOX 56  
AVILA BEACH, CALIF 93424

PAGE: (M) 2

FACILITY I.D.  
3 402003001

YEAR / MO / DAY  
BEGINNING 00 / 05 / 01

YEAR / MO / DAY  
ENDING 00 / 05 / 31

STATE CODE  
06

NPDES PERMIT #  
CA0003751

STATION ANALYSIS UNITS SMPL TYPE FREQ.	EFFLUENT 003 pH pH UNITS GRAB MONTHLY	EFFLUENT 004 pH pH UNITS GRAB MONTHLY	EFFLUENT 001N OIL & GREASE mg/l COMPOSITE WEEKLY	EFFLUENT 001P OIL & GREASE mg/l GRAB WEEKLY (**)	EFFLUENT 003 OIL & GREASE mg/l GRAB WEEKLY (***)	EFFLUENT 001F OIL & GREASE mg/l GRAB MONTHLY	EFFLUENT 001 T CHLOR RES ug/l GRAB 2 per CYCLE	EFFLUENT 001 CHLORINE USED lbs/day RECORDED MONTHLY
1							6	230
2						< 3	10	298
3							12	331
4			ND (5)				12	427
5							12	504
6							12	533
7							12	533
8							12	533
9	7.9	7.9					12	547
10							12	554
11			ND (5)				12	566
12							12	576
13							12	576
14							12	576
15							1	43
16							4	192
17			ND (5)				6	288
18							6	274
19							6	259
20							6	259
21							10	355
22							12	403
23							12	403
24			ND (5)				12	422
25							12	456
26							12	432
27							12	432
28							12	576
29							12	576
30							12	566
31							12	562
MONTHLY AVG	7.9	7.9	ND (5)	NO	NO	< 3	25	428
MONTHLY HIGH	7.9	7.9	ND (5)	DISCHARGE	DISCHARGE	< 3	45	576
MONTHLY LOW	7.9	7.9	ND (5)			< 3	< 13	43
TIMES EXCEEDED	NO LIMIT	NO LIMIT	MO AVG 15 = 0	MO AVG 15 = 0	MO AVG 15 = 0	MO AVG 15 = 0	I MAX 200 = 0	NO LIMIT
TIMES EXCEEDED			D MAX 20 = 0	D MAX 20 = 0	D MAX 20 = 0	D MAX 20 = 0		
TIMES EXCEEDED								

REMARKS:  
\* NUMBER OF SAMPLES TAKEN DURING THE DAY.  
\*\* WHEN 001N IS DISCHARGING TO 001P.  
\*\*\* WHEN 001P IS DISCHARGING TO 003.

PRINCIPAL EXECUTIVE OFFICER

GREGORY M. RUEGER

SIGNATURE OF AUTHORIZED AGENT

DATE

*Drew Squires*

7/20/00

CALIFORNIA REGIONAL WATER QUALITY  
CONTROL BOARD  
CENTRAL COAST REGION  
81 HIGUERA  
SAN LUIS OBISPO, CA 93401

DISCHARGE SELF MONITORING REPORT

PACIFIC GAS AND ELECTRIC CO.  
DIABLO CANYON NUCLEAR POWER PLANT  
PO BOX 56  
AVILA BEACH, CALIF 93424

PAGE: (M) 3

FACILITY I.D.  
3 402003001

YEAR / MO / DAY  
BEGINNING 00 / 05 / 01

YEAR / MO / DAY  
ENDING 00 / 05 / 31

STATE CODE  
06

NPDES PERMIT #  
CA0003751

STATION ANALYSIS UNITS SMPL TYPE FREQ.	EFF 001N=>003 TOTL COLIFORM MPN/100ml GRAB 4 TIMES/WEEK	EFF 001N=>003 FECAL COLIFORM MPN/100ml GRAB 4 TIMES/WEEK	EFFLUENT 001D SUSPENDED SOLIDS			EFFLUENT 001F SUSPENDED SOLIDS		
			mg/1 1st FLTR	mg/1 2nd FLTR GRAB MONTHLY	mg/1 NET	mg/1 1st FLTR	mg/1 2nd FLTR GRAB MONTHLY	mg/1 NET
1								
2			< 1		ND (5)	3	< 1	ND (5)
3								
4			5		5			
5								
6								
7								
8			17	< 1	17			
9			9		9			
10								
11								
12								
13								
14								
15								
16								
17								
18								
19			2		2			
20								
21								
22								
23								
24								
25								
26								
27								
28								
29								
30								
31			25		25			
MONTHLY AVG	NO	NO			6**			ND (5)
MONTHLY HIGH	DISCHARGE	DISCHARGE			25			ND (5)
MONTHLY LOW					ND(5)			ND (5)
TIMES EXCEEDED	80% SMPLS>1K	MEAN>200 =	NO LIMIT	NO LIMIT	MO AVG 30 = 0	NO LIMIT	NO LIMIT	MO AVG 30 = 0
TIMES EXCEEDED		90 % SMPLS>400			D MAX 100 = 0			D MAX 100 = 0
TIMES EXCEEDED	I MAX >10K							

REMARKS: \* NUMBER OF SAMPLES TAKEN DURING THE DAY.  
\*\* VOLUME-WEIGHTED AVERAGE REPORTED.

PRINCIPAL EXECUTIVE OFFICER

GREGORY M. RUEGER

SIGNATURE OF AUTHORIZED AGENT

DATE

*Drew Squyres*

7/20/00

CALIFORNIA REGIONAL WATER QUALITY  
CONTROL BOARD  
CENTRAL COAST REGION  
81 HIGUERA  
SAN LUIS OBISPO, CA 93401

DISCHARGE SELF MONITORING REPORT

PACIFIC GAS AND ELECTRIC CO.  
DIABLO CANYON NUCLEAR POWER PLANT  
PO BOX 56  
AVILA BEACH, CALIF 93424

PAGE: (M) 4

FACILITY I.D.  
3 402003001

YEAR / MO / DAY  
BEGINNING 00 / 05 / 01

YEAR / MO / DAY  
ENDING 00 / 05 / 31

STATE CODE  
06

NPDES PERMIT #  
CA0003751

STATION ANALYSIS UNITS SMPL TYPE FREQ.	EFFLUENT 001G SUSPENDED SOLIDS			EFFLUENT 001H SUSPENDED SOLIDS					
	mg/1 1st FLTR	mg/1 2nd FLTR GRAB MONTHLY	mg/1 NET	mg/1 1st FLTR	mg/1 2nd FLTR GRAB MONTHLY	mg/1 NET			
1									
2									
3				< 1	< 1	ND(5)			
4									
5									
6									
7									
8									
9	< 1		ND (5)						
10									
11									
12									
13									
14									
15									
16									
17									
18									
19									
20									
21									
22									
23									
24									
25									
26									
27									
28									
29									
30									
31									
MONTHLY AVG			ND (5)			ND (5)			
MONTHLY HIGH			ND (5)			ND (5)			
MONTHLY LOW			ND (5)			ND (5)			
TIMES EXCEEDED	NO LIMIT	NO LIMIT	MO AVG 30 = 0	NO LIMIT	NO LIMIT	MO AVG 30 = 0			
TIMES EXCEEDED			D MAX 100 = 0			D MAX 100 = 0			
TIMES EXCEEDED									

REMARKS: \* NUMBER OF SAMPLES TAKEN DURING THE DAY.

PRINCIPAL EXECUTIVE OFFICER

GREGORY M. RUEGER

SIGNATURE OF AUTHORIZED AGENT

DATE

Drew Squyres *[Signature]*

7/20/00

CALIFORNIA REGIONAL WATER QUALITY  
CONTROL BOARD  
CENTRAL COAST REGION  
81 HIGUERA  
SAN LUIS OBISPO, CA 93401

DISCHARGE SELF MONITORING REPORT

PACIFIC GAS AND ELECTRIC CO.  
DIABLO CANYON NUCLEAR POWER PLANT  
PO BOX 56  
AVILA BEACH, CALIF 93424

PAGE: (M) 5

FACILITY I.D.  
3 402003001

BEGINNING YEAR / MO / DAY  
00 / 05 / 01

ENDING YEAR / MO / DAY  
00 / 05 / 31

STATE CODE  
06

NPDES PERMIT #  
CA0003751

STATION ANALYSIS UNITS SMPL TYPE FREQ.	EFFLUENT 001I SUSPENDED SOLIDS mg/1 1st FLTR mg/1 2nd FLTR GRAB MONTHLY			EFFLUENT 001J SUSPENDED SOLIDS mg/1 1st FLTR mg/1 2nd FLTR GRAB MONTHLY			mg/1 NET
	mg/1 1st FLTR	mg/1 2nd FLTR	mg/1 NET	mg/1 1st FLTR	mg/1 2nd FLTR	mg/1 NET	
1							
2							
3							
4							
5							
6							
7							
8							
9							
10							
11							
12							
13							
14							
15				< 1			ND (5)
16							
17							
18							
19							
20							
21							
22							
23							
24							
25							
26							
27							
28							
29							
30							
31							
MONTHLY AVG	NO DISCHARGE						ND(5)
MONTHLY HIGH							ND(5)
MONTHLY LOW							ND(5)
TIMES EXCEEDED	NO LIMIT	NO LIMIT	MO AVG 30 = 0	NO LIMIT	NO LIMIT	MO AVG 30 = 0	
TIMES EXCEEDED			MAX 100 = 0			MAX 100 = 0	
TIMES EXCEEDED							

REMARKS: \* NUMBER OF SAMPLES TAKEN DURING THE DAY.

PRINCIPAL EXECUTIVE OFFICER

GREGORY M. RUEGER

SIGNATURE OF AUTHORIZED AGENT

DATE

Drew Squyres

7/20/00

CALIFORNIA REGIONAL WATER QUALITY  
CONTROL BOARD  
CENTRAL COAST REGION  
81 HIGUERA  
SAN LUIS OBISPO, CA 93401

DISCHARGE SELF MONITORING REPORT

PACIFIC GAS AND ELECTRIC CO  
DIABLO CANYON NUCLEAR POWER PLANT  
PO BOX 56  
AVILA BEACH, CALIF 93424

PAGE: (M) 6

FACILITY I.D.  
3 402003001

BEGINNING YEAR / MO / DAY  
00 / 05 / 01

ENDING YEAR / MO / DAY  
00 / 05 / 31

STATE CODE  
06

NPDES PERMIT #  
CA0003751

STATION ANALYSIS UNITS SMPL TYPE FREQ.	EFFLUENT 001K SUSPENDED SOLIDS			EFFLUENT 001L SUSPENDED SOLIDS			
	mg/l 1st FLTR	mg/l 2nd FLTR GRAB MONTHLY	mg/l NET	mg/l 1st FLTR	mg/l 2nd FLTR GRAB MONTHLY	mg/l NET	
1							
2				2	< 1	2	ND(5)
3							
4							
5							
6							
7							
8							
9							
10							
11							
12							
13							
14							
15							
16							
17							
18							
19							
20							
21							
22							
23							
24							
25							
26							
27							
28							
29							
30							
31							
MONTHLY AVG	NO						ND(5)
MONTHLY HIGH	DISCHARGE						ND(5)
MONTHLY LOW							ND(5)
TIMES EXCEEDED	NO LIMIT	NO LIMIT	MO AVG 30 = 0	NO LIMIT	NO LIMIT	MO AVG 30 = 0	
TIMES EXCEEDED			D MAX 100 = 0			D MAX 100 = 0	
TIMES EXCEEDED							

REMARKS: \* NUMBER OF SAMPLES TAKEN DURING THE DAY.

PRINCIPAL EXECUTIVE OFFICER

GREGORY M. RUEGER

SIGNATURE OF AUTHORIZED AGENT

DATE

Drew Squyres

7/20/00



CALIFORNIA REGIONAL WATER QUALITY  
CONTROL BOARD  
CENTRAL COAST REGION  
81 HIGUERA  
SAN LUIS OBISPO, CA 93401

DISCHARGE SELF MONITORING REPORT

PACIFIC GAS AND ELECTRIC CO.  
DIABLO CANYON NUCLEAR POWER PLANT  
PO BOX 56  
AVILA BEACH, CALIF 93424

PAGE: (M) 7

FACILITY I.D.  
3 402003001

YEAR / MO / DAY  
BEGINNING 00 / 05 / 01

YEAR / MO / DAY  
ENDING 00 / 05 / 31

STATE CODE  
06

NPDES PERMIT #  
CA0003751

3402003001											
BEGINNING 00100101 00100101 ENDING 00100101 00100101											
STATION ANALYSIS UNITS SMPL TYPE FREQ.	EFFLUENT 001M SUSPENDED SOLIDS				EFFLUENT 001N SUSPENDED SLDS		EFFLUENT 001P SUSPENDED SOLIDS				
	mg/1 1st FLTR	mg/1 2nd FLTR GRAB MONTHLY	mg/1 NET		mg/1 COMPOSITE WEEKLY	mg/1 1st FLTR	mg/1 2nd FLTR GRAB MONTHLY	mg/1 NET			
	*	*	*	*	*	*	*	*	*	*	*
1											
2											
3											
4						17					
5											
6											
7											
8											
9											
10											
11						20	3	1	ND (5)		
12											
13											
14											
15											
16											
17						8					
18											
19											
20											
21											
22											
23											
24						12					
25											
26											
27											
28											
29											
30											
31											
MONTHLY AVG	NO 14 ND (5)										
MONTHLY HIGH	DISCHARGE 20 ND (5)										
MONTHLY LOW	8 ND (5)										
TIMES EXCEEDED	NO LIMIT	NO LIMIT	MO AVG 30 = 0		MO AVG 60 = 0		NO LIMIT	NO LIMIT	MO AVG 30 = 0		
TIMES EXCEEDED			D MAX 100 = 0						D MAX 100 = 0		
TIMES EXCEEDED											

REMARKS: \* NUMBER OF SAMPLES TAKEN DURING THE DAY.

PRINCIPAL EXECUTIVE OFFICER

GREGORY M. RUEGER

SIGNATURE OF AUTHORIZED AGENT

DATE

*Drew Squires* 

7/20/00

CALIFORNIA REGIONAL WATER QUALITY  
CONTROL BOARD  
CENTRAL COAST REGION  
81 HIGUERA  
SAN LUIS OBISPO, CA 93401

DISCHARGE SELF MONITORING REPORT

PACIFIC GAS AND ELECTRIC CO.  
DIABLO CANYON NUCLEAR POWER PLANT  
PO BOX 56  
AVILA BEACH, CALIF 93424

PAGE: (M) 8

FACILITY I.D.  
3 402003001

BEGINNING YEAR / MO / DAY  
00 / 05 / 01

ENDING YEAR / MO / DAY  
00 / 05 / 31

STATE CODE  
06

NPDES PERMIT #  
CA0003751

STATION ANALYSIS UNITS SMPL TYPE FREQ.	EFFLUENT 002 SUSPENDED SOLIDS			EFFLUENT 003 SUSPENDED SOLIDS					
	mg/1 1st FLTR	mg/1 2nd FLTR	mg/1 NET	mg/1 1st FLTR	mg/1 2nd FLTR	mg/1 NET			
		GRAB			GRAB				
		MONTHLY			MONTHLY				
1									
2									
3									
4									
5									
6									
7									
8									
9	2	2	2	<	1	ND (5)	2	<	1
10									
11									
12									
13									
14									
15									
16									
17									
18									
19									
20									
21									
22									
23									
24									
25									
26									
27									
28									
29									
30									
31									
MONTHLY AVG	ND (5)			ND (5)					
MONTHLY HIGH	ND (5)			ND (5)					
MONTHLY LOW	ND (5)			ND (5)					
TIMES EXCEEDED	NO LIMIT	NO LIMIT	MO AVG 30 = 0	NO LIMIT	NO LIMIT	MO AVG 30 = 0			
TIMES EXCEEDED			D MAX 100 = 0			D MAX 100 = 0			
TIMES EXCEEDED									

REMARKS: \* NUMBER OF SAMPLES TAKEN DURING THE DAY.

PRINCIPAL EXECUTIVE OFFICER

GREGORY M. RUEGER

SIGNATURE OF AUTHORIZED AGENT

DATE

*Drew Squyres*

7/20/00

CALIFORNIA REGIONAL WATER QUALITY  
CONTROL BOARD  
CENTRAL COAST REGION  
81 HIGUERA  
SAN LUIS OBISPO, CA 93401

DISCHARGE SELF MONITORING REPORT

PACIFIC GAS AND ELECTRIC CO.  
DIABLO CANYON NUCLEAR POWER PLANT  
PO BOX 56  
AVILA BEACH, CALIF 93424

PAGE: (M) 9

FACILITY I.D. 3 402003001  
YEAR / MO / DAY BEGINNING 00 / 05 / 01  
YEAR / MO / DAY ENDING 00 / 05 / 31  
STATE CODE 06  
NPDES PERMIT # CA0003751

STATION ANALYSIS UNITS SMPL TYPE FREQ.	EFFLUENT 003 SUSPENDED SOLIDS mg/l 1st FLTR mg/l 2nd FLTR GRAB WEEKLY WHEN 001N & 001P => 003	EFFLUENT 001N SETTL SOLIDS ml/l GRAB WEEKLY	EFFLUENT 001 T CHROMIUM ug/l GRAB MONTHLY	EFFLUENT 001 COPPER ug/l GRAB MONTHLY	EFFLUENT 001 NICKEL ug/l GRAB MONTHLY	EFFLUENT 001 ZINC ug/l GRAB MONTHLY
1						
2						
3						
4		ND (0.1)	ND (10)	ND (10)	ND (10)	ND(10)
5						
6						
7						
8						
9						
10						
11		ND (0.1)				
12						
13						
14						
15						
16						
17		ND (0.1)				
18						
19						
20						
21						
22						
23						
24		ND (0.1)				
25						
26						
27						
28						
29						
30						
31						
MONTHLY AVG	NO	ND (0.1)	ND (10)	ND (10)	ND (10)	ND (10)
MONTHLY HIGH	DISCHARGE	ND (0.1)	ND (10)	ND (10)	ND (10)	ND (10)
MONTHLY LOW		ND (0.1)	ND (10)	ND (10)	ND (10)	ND (10)
TIMES EXCEEDED	NO LIMIT	MO AVG 30 = 0	MO AVG 1.0 = 0	6M-MED. 10 = 0	6M-MED. 10 = 0	6M-MED. 30 = 0
TIMES EXCEEDED		D MAX 100 = 0	D MAX 3.0 = 0	D MAX 40 = 0	D MAX 50 = 0	D MAX 100 = 0
TIMES EXCEEDED				I MAX 100 = 0	I MAX 140 = 0	I MAX 260 = 0
						I MAX 990 = 0

REMARKS: \* NUMBER OF SAMPLES TAKEN DURING THE DAY.

PRINCIPAL EXECUTIVE OFFICER

GREGORY M. RUEGER

SIGNATURE OF AUTHORIZED AGENT

*Drew Squires* 

DATE

7/20/00

CALIFORNIA REGIONAL WATER QUALITY  
CONTROL BOARD  
CENTRAL COAST REGION  
81 HIGUERA  
SAN LUIS OBISPO, CA 93401

DISCHARGE SELF MONITORING REPORT

PACIFIC GAS AND ELECTRIC CO.  
DIABLO CANYON NUCLEAR POWER PLANT  
PO BOX 56  
AVILA BEACH, CALIF 93424

PAGE: (Q) 1

FACILITY I.D. 3 402003001  
YEAR / MO / DAY BEGINNING 00 / 05 / 01  
YEAR / MO / DAY ENDING 00 / 05 / 31  
STATE CODE 06  
NPDES PERMIT # CA0003751

STATION ANALYSIS UNITS SMPL TYPE FREQ.	INFLUENT T CHROMIUM ug/l GRAB JA/AP/JUL/OCT	INFLUENT COPPER ug/l GRAB JA/AP/JUL/OCT	INFLUENT NICKEL ug/l GRAB JA/AP/JUL/OCT	INFLUENT AMMONIA (N) ug/l GRAB JA/AP/JUL/OCT	EFFLUENT 001 AMMONIA (N) ug/l GRAB JA/AP/JUL/OCT	EFFLUENT 001D OIL & GREASE mg/l GRAB JA/AP/JUL/OCT	EFFLUENT 001G OIL & GREASE mg/l GRAB JA/AP/JUL/OCT	EFFLUENT 001H OIL & GREASE mg/l GRAB JA/AP/JUL/OCT
1								
2								
3								
4	ND (10)	ND (10)	ND (10)			< 3		
5								
6								
7								
8						< 3		
9						7		
10								
11						< 3		
12								
13								
14								
15								
16								
17								
18								
19								
20								
21								
22								
23								
24								
25								
26								
27								
28								
29								
30								
31								
MONTHLY AVG	ND(10)	ND(10)	ND(10)			< 3		
MONTHLY HIGH	ND(10)	ND(10)	ND(10)			7		
MONTHLY LOW	ND(10)	ND(10)	ND(10)			< 3		
TIMES EXCEEDED	NO LIMIT	NO LIMIT	NO LIMIT	NO LIMIT	6M-MED. 3060 = 0	MO AVG 15 = 0	MO AVG 15 = 0	MO AVG 15 = 0
TIMES EXCEEDED					D MAX 12240 = 0	D MAX 20 = 0	D MAX 20 = 0	D MAX 20 = 0
TIMES EXCEEDED					I MAX 30600 = 0			

REMARKS: \* NUMBER OF SAMPLES TAKEN DURING THE DAY.

PRINCIPAL EXECUTIVE OFFICER

GREGORY M. RUEGER

SIGNATURE OF AUTHORIZED AGENT

DATE

Drew Squyras 

7/20/00

CALIFORNIA REGIONAL WATER QUALITY  
CONTROL BOARD  
CENTRAL COAST REGION  
81 HIGUERA  
SAN LUIS OBISPO, CA 93401

DISCHARGE SELF MONITORING REPORT

PACIFIC GAS AND ELECTRIC CO.  
DIABLO CANYON NUCLEAR POWER PLANT  
PO BOX 56  
AVILA BEACH, CALIF 93424

PAGE: (Q) 2

FACILITY I.D.  
3 402003001

YEAR / MO / DAY  
BEGINNING 00 / 05 / 01

YEAR / MO / DAY  
ENDING 00 / 05 / 31

STATE CODE  
06

NPDES PERMIT #  
CA0003751

STATION ANALYSIS UNITS SMPL TYPE FREQ.	EFFLUENT 001I OIL & GREASE mg/l GRAB JA/AP/JUL/OCT	EFFLUENT 001J OIL & GREASE mg/l GRAB JA/AP/JUL/OCT	EFFLUENT 001K OIL & GREASE mg/l GRAB JA/AP/JUL/OCT	EFFLUENT 001L OIL & GREASE mg/l GRAB JA/AP/JUL/OCT	EFFLUENT 001M OIL & GREASE mg/l GRAB JA/AP/JUL/OCT	EFFLUENT 001P OIL & GREASE mg/l GRAB JA/AP/JUL/OCT	EFFLUENT 002 OIL & GREASE mg/l GRAB JA/AP/JUL/OCT	EFFLUENT 003 OIL & GREASE mg/l GRAB JA/AP/JUL/OCT
1								
2								
3								
4								
5								
6								
7								
8								
9								
10								
11								
12								
13								
14								
15		2	<	3				
16								
17								
18								
19								
20								
21								
22								
23								
24								
25								
26								
27								
28								
29								
30								
31								
MONTHLY AVG	NO	<	3	NO				
MONTHLY HIGH	DISCHARGE	<	3	DISCHARGE				
MONTHLY LOW		<	3					
TIMES EXCEEDED	MO AVG 15 = 0	MO AVG 15 = 0	MO AVG 15 = 0	MO AVG 15 = 0	MO AVG 15 = 0	MO AVG 15 = 0	MO AVG 15 = 0	MO AVG 15 = 0
TIMES EXCEEDED	D MAX 20 = 0	D MAX 20 = 0	D MAX 20 = 0	D MAX 20 = 0	D MAX 20 = 0	D MAX 20 = 0	D MAX 20 = 0	D MAX 20 = 0
TIMES EXCEEDED								

REMARKS: \* NUMBER OF SAMPLES TAKEN DURING THE DAY.

PRINCIPAL EXECUTIVE OFFICER

GREGORY M. RUEGER

SIGNATURE OF AUTHORIZED AGENT

DATE

Drew Squires

7/20/00

CALIFORNIA REGIONAL WATER QUALITY  
CONTROL BOARD  
CENTRAL COAST REGION  
81 HIGUERA  
SAN LUIS OBISPO, CA 93401

DISCHARGE SELF MONITORING REPORT

PACIFIC GAS AND ELECTRIC CO.  
DIABLO CANYON NUCLEAR POWER PLANT  
PO BOX 56  
AVILA BEACH, CALIF 93424

PAGE: (Q) 3

FACILITY I.D. 3 402003001  
YEAR / MO / DAY BEGINNING 00 / 05 / 01  
YEAR / MO / DAY ENDING 00 / 05 / 31  
STATE CODE 06  
NPDES PERMIT # CA0003751

STATION ANALYSIS UNITS SMPL TYPE FREQ.	EFFLUENT 004 OIL & GREASE mg/l GRAB JA/AP/JUL/OCT	EFFLUENT 001 TOX CONCEN TU GRAB JA/AP/JUL/OCT	EFFLUENT 001D CADMIUM ug/l QTRLY COMP JA/AP/JUL/OCT	EFFLUENT 001H CADMIUM ug/l QTRLY COMP JA/AP/JUL/OCT	EFFLUENT 001L CADMIUM ug/l QTRLY COMP JA/AP/JUL/OCT	EFFLUENT 001F CADMIUM ug/l 1 WEEK COMP JA/AP/JUL/OCT	
1							
2							
3							
4							
5							
6							
7							
8							
9							
10							
11							
12							
13							
14							
15							
16							
17							
18							
19							
20							
21							
22							
23							
24							
25							
26							
27							
28							
29							
30							
31		**	0.00				
MONTHLY AVG		0.00					
MONTHLY HIGH		0.00					
MONTHLY LOW		0.00					
TIMES EXCEEDED	MO AVG 15 = 0	NO LIMIT	NO LIMIT	NO LIMIT	NO LIMIT		
TIMES EXCEEDED	D MAX 20 = 0						
TIMES EXCEEDED	6-MO MED 0.26=0						

REMARKS: \* NUMBER OF SAMPLES TAKEN DURING THE DAY.  
\*\* NO MORTALITIES.

PRINCIPAL EXECUTIVE OFFICER

GREGORY M. RUEGER

SIGNATURE OF AUTHORIZED AGENT

DATE

Drew Squyres

7/20/00

CALIFORNIA REGIONAL WATER QUALITY  
CONTROL BOARD  
CENTRAL COAST REGION  
81 HIGUERA  
SAN LUIS OBISPO, CA 93401

DISCHARGE SELF MONITORING REPORT

PACIFIC GAS AND ELECTRIC CO.  
DIABLO CANYON NUCLEAR POWER PLANT  
PO BOX 56  
AVILA BEACH, CALIF 93424

PAGE: (Q) 4

FACILITY I.D.  
3 402003001

BEGINNING YEAR / MO / DAY  
00 / 05 / 01

ENDING YEAR / MO / DAY  
00 / 05 / 31

STATE CODE  
06

NPDES PERMIT #  
CA0003751

STATION ANALYSIS UNITS SMPL TYPE FREQ.	EFFLUENT 001D CHROMIUM ug/l QTRLY COMP JA/AP/JUL/OCT	EFFLUENT 001H T CHROMIUM ug/l QTRLY COMP JA/AP/JUL/OCT	EFFLUENT 001L T CHROMIUM ug/l QTRLY COMP JA/AP/JUL/OCT	EFFLUENT 001F T CHROMIUM ug/l 1 WEEK COMP JA/AP/JUL/OCT	EFFLUENT 001D COPPER ug/l QTRLY COMP JA/AP/JUL/OCT	EFFLUENT 001H COPPER ug/l QTRLY COMP JA/AP/JUL/OCT	EFFLUENT 001L COPPER ug/l QTRLY COMP JA/AP/JUL/OCT	EFFLUENT 001F COPPER ug/l 1 WEEK COMP JA/AP/JUL/OCT
1								
2								
3								
4								
5								
6								
7								
8								
9								
10								
11								
12								
13								
14								
15								
16								
17								
18								
19								
20								
21								
22								
23								
24								
25								
26								
27								
28								
29								
30								
31								
MONTHLY AVG MONTHLY HIGH MONTHLY LOW								
TIMES EXCEEDED TIMES EXCEEDED TIMES EXCEEDED	NO LIMIT	NO LIMIT	NO LIMIT	NO LIMIT	NO LIMIT	NO LIMIT	NO LIMIT	NO LIMIT

REMARKS: \* NUMBER OF SAMPLES TAKEN DURING THE DAY.

PRINCIPAL EXECUTIVE OFFICER

GREGORY M. RUEGER

SIGNATURE OF AUTHORIZED AGENT

DATE

*Drew Squires*

7/20/00

CALIFORNIA REGIONAL WATER QUALITY  
CONTROL BOARD  
CENTRAL COAST REGION  
81 HIGUERA  
SAN LUIS OBISPO, CA 93401

DISCHARGE SELF MONITORING REPORT

PACIFIC GAS AND ELECTRIC CO.  
DIABLO CANYON NUCLEAR POWER PLANT  
PO BOX 56  
AVILA BEACH, CALIF 93424

PAGE: (Q) 5

FACILITY I.D.  
3 402003001

BEGINNING YEAR / MO / DAY  
00 / 05 / 01

ENDING YEAR / MO / DAY  
00 / 05 / 31

STATE CODE  
06

NPDES PERMIT #  
CA0003751

STATION ANALYSIS UNITS SMPL TYPE FREQ.	EFFLUENT 001D LEAD ug/l QTRLY COMP JA/AP/JUL/OCT	EFFLUENT 001H LEAD ug/l QTRLY COMP JA/AP/JUL/OCT	EFFLUENT 001L LEAD ug/l QTRLY COMP JA/AP/JUL/OCT	EFFLUENT 001F LEAD ug/l 1 WEEK COMP JA/AP/JUL/OCT	EFFLUENT 001D MERCURY ug/l QTRLY COMP JA/AP/JUL/OCT	EFFLUENT 001H MERCURY ug/l QTRLY COMP JA/AP/JUL/OCT	EFFLUENT 001L MERCURY ug/l QTRLY COMP JA/AP/JUL/OCT	EFFLUENT 001F MERCURY ug/l 1 WEEK COMP JA/AP/JUL/OCT
1								
2								
3								
4								
5								
6								
7								
8								
9								
10								
11								
12								
13								
14								
15								
16								
17								
18								
19								
20								
21								
22								
23								
24								
25								
26								
27								
28								
29								
30								
31								
MONTHLY AVG MONTHLY HIGH MONTHLY LOW								
TIMES EXCEEDED TIMES EXCEEDED TIMES EXCEEDED	NO LIMIT	NO LIMIT	NO LIMIT	NO LIMIT	NO LIMIT	NO LIMIT	NO LIMIT	NO LIMIT

REMARKS: \* NUMBER OF SAMPLES TAKEN DURING THE DAY.

PRINCIPAL EXECUTIVE OFFICER

GREGORY M. RUEGER

SIGNATURE OF AUTHORIZED AGENT

DATE

Drew Squires

7/20/00



CALIFORNIA REGIONAL WATER QUALITY  
CONTROL BOARD  
CENTRAL COAST REGION  
81 HIGUERA  
SAN LUIS OBISPO, CA 93401

DISCHARGE SELF MONITORING REPORT

PACIFIC GAS AND ELECTRIC CO  
DIABLO CANYON NUCLEAR POWER PLANT  
PO BOX 56  
AVILA BEACH, CALIF 93424

PAGE: (Q) 6

FACILITY I.D.  
3 402003001

YEAR / MO / DAY  
BEGINNING 00 / 05 / 01

YEAR / MO / DAY  
ENDING 00 / 05 / 31

STATE CODE  
06

NPDES PERMIT #  
CA0003751

STATION ANALYSIS UNITS SMPL TYPE FREQ.	EFFLUENT 001D NICKEL ug/l QTRLY COMP JA/AP/JUL/OCT	EFFLUENT 001H NICKEL ug/l QTRLY COMP JA/AP/JUL/OCT	EFFLUENT 001L NICKEL ug/l QTRLY COMP JA/AP/JUL/OCT	EFFLUENT 001F NICKEL ug/l 1 WEEK COMP JA/AP/JUL/OCT	EFFLUENT 001D SILVER ug/l QTRLY COMP JA/AP/JUL/OCT	EFFLUENT 001H SILVER ug/l QTRLY COMP JA/AP/JUL/OCT	EFFLUENT 001L SILVER ug/l QTRLY COMP JA/AP/JUL/OCT	EFFLUENT 001F SILVER ug/l 1 WEEK COMP JA/AP/JUL/OCT
1								
2								
3								
4								
5								
6								
7								
8								
9								
10								
11								
12								
13								
14								
15								
16								
17								
18								
19								
20								
21								
22								
23								
24								
25								
26								
27								
28								
29								
30								
31								
MONTHLY AVG MONTHLY HIGH MONTHLY LOW								
TIMES EXCEEDED TIMES EXCEEDED TIMES EXCEEDED	NO LIMIT	NO LIMIT	NO LIMIT	NO LIMIT	NO LIMIT	NO LIMIT	NO LIMIT	NO LIMIT

REMARKS: \* NUMBER OF SAMPLES TAKEN DURING THE DAY.

PRINCIPAL EXECUTIVE OFFICER

GREGORY M. RUEGER

SIGNATURE OF AUTHORIZED AGENT

DATE

Drew Squires

7/20/00

CALIFORNIA REGIONAL WATER QUALITY  
CONTROL BOARD  
CENTRAL COAST REGION  
81 HIGUERA  
SAN LUIS OBISPO, CA 93401

DISCHARGE SELF MONITORING REPORT

PACIFIC GAS AND ELECTRIC CO.  
DIABLO CANYON NUCLEAR POWER PLANT  
PO BOX 56  
AVILA BEACH, CALIF 93424

PAGE: (Q) 7

FACILITY I.D.  
3 402003001

BEGINNING YEAR / MO / DAY  
00 / 05 / 01

ENDING YEAR / MO / DAY  
00 / 05 / 31

STATE CODE  
06

NPDES PERMIT #  
CA0003751

STATION ANALYSIS UNITS SMPL TYPE FREQ.	EFFLUENT 001D ZINC ug/l QTRLY COMP JA/AP/JUL/OCT	EFFLUENT 001H ZINC ug/l QTRLY COMP JA/AP/JUL/OCT	EFFLUENT 001L ZINC ug/l QTRLY COMP JA/AP/JUL/OCT	EFFLUENT 001F ZINC ug/l 1 WEEK COMP JA/AP/JUL/OCT	
1					
2					
3					
4					
5					
6					
7					
8					
9					
10					
11					
12					
13					
14					
15					
16					
17					
18					
19					
20					
21					
22					
23					
24					
25					
26					
27					
28					
29					
30					
31					
MONTHLY AVG MONTHLY HIGH MONTHLY LOW					
TIMES EXCEEDED TIMES EXCEEDED TIMES EXCEEDED	NO LIMIT	NO LIMIT	NO LIMIT	NO LIMIT	

REMARKS: \* NUMBER OF SAMPLES TAKEN DURING THE DAY.

PRINCIPAL EXECUTIVE OFFICER

GREGORY M. RUEGER

SIGNATURE OF AUTHORIZED AGENT

DATE

*Drew Squires*

7/20/00

CALIFORNIA REGIONAL WATER QUALITY  
CONTROL BOARD  
CENTRAL COAST REGION  
81 HIGUERA  
SAN LUIS OBISPO, CA 93401

DISCHARGE SELF MONITORING REPORT

PACIFIC GAS AND ELECTRIC CO.  
DIABLO CANYON NUCLEAR POWER PLANT  
PO BOX 56  
AVILA BEACH, CALIF 93424

PAGE: (Q) 8

FACILITY I.D.  
3 402003001

BEGINNING YEAR / MO / DAY  
00 / 05 / 01

ENDING YEAR / MO / DAY  
00 / 05 / 31

STATE CODE  
06

NPDES PERMIT #  
CA0003751

STATION ANALYSIS UNITS SMPL TYPE FREQ.	EFFLUENT 001D COPPER mg/l 24-HR COMP. METAL CLNG	EFFLUENT 001F COPPER mg/l 24-HR COMP. METAL CLNG	EFFLUENT 001I COPPER mg/l 24-HR COMP. METAL CLNG	EFFLUENT 001L COPPER mg/l 24-HR COMP. METAL CLNG	EFFLUENT 001M COPPER mg/l 24-HR COMP. METAL CLNG	
1						
2						
3						
4						
5						
6						
7						
8						
9						
10						
11						
12						
13						
14						
15						
16						
17						
18						
19						
20						
21						
22						
23						
24						
25						
26						
27						
28						
29						
30						
31						
MONTHLY AVG MONTHLY HIGH MONTHLY LOW	NO DISCHARGE	NO DISCHARGE	NO DISCHARGE	NO DISCHARGE	NO DISCHARGE	
TIMES EXCEEDED	MO AVG 1 = 0	MO AVG 1 = 0	MO AVG 1 = 0	MO AVG 1 = 0	MO AVG 1 = 0	
TIMES EXCEEDED	D MAX 1 = 0	D MAX 1 = 0	D MAX 1 = 0	D MAX 1 = 0	D MAX 1 = 0	
TIMES EXCEEDED						

REMARKS: \* NUMBER OF SAMPLES TAKEN DURING THE DAY.

PRINCIPAL EXECUTIVE OFFICER

GREGORY M. RUEGER

SIGNATURE OF AUTHORIZED AGENT

DATE

Drew Squyres 

7/20/00

CALIFORNIA REGIONAL WATER QUALITY  
CONTROL BOARD  
CENTRAL COAST REGION  
81 HIGUERA  
SAN LUIS OBISPO, CA 93401

DISCHARGE SELF MONITORING REPORT

PACIFIC GAS AND ELECTRIC CO.  
DIABLO CANYON NUCLEAR POWER PLANT  
PO BOX 56  
AVILA BEACH, CALIF 93424

PAGE: (Q) 9

FACILITY I.D. 3 402003001  
BEGINNING YEAR / MO / DAY 00 / 05 / 01  
ENDING YEAR / MO / DAY 00 / 05 / 31  
STATE CODE 06  
NPDES PERMIT # CA0003751

STATION ANALYSIS UNITS SMPL TYPE FREQ.	EFFLUENT 001D IRON mg/l 24-HR COMP. METAL CLNG	EFFLUENT 001F IRON mg/l 24-HR COMP. METAL CLNG	EFFLUENT 001I IRON mg/l 24-HR COMP. METAL CLNG	EFFLUENT 001L IRON mg/l 24-HR COMP. METAL CLNG	EFFLUENT 001M IRON mg/l 24-HR COMP. METAL CLNG	
1						
2						
3						
4						
5						
6						
7						
8						
9						
10						
11						
12						
13						
14						
15						
16						
17						
18						
19						
20						
21						
22						
23						
24						
25						
26						
27						
28						
29						
30						
31						
MONTHLY AVG MONTHLY HIGH MONTHLY LOW	NO DISCHARGE	NO DISCHARGE	NO DISCHARGE	NO DISCHARGE	NO DISCHARGE	
TIMES EXCEEDED	MO AVG 1 = 0	MO AVG 1 = 0	MO AVG 1 = 0	MO AVG 1 = 0	MO AVG 1 = 0	
TIMES EXCEEDED	D MAX 1 = 0	D MAX 1 = 0	D MAX 1 = 0	D MAX 1 = 0	D MAX 1 = 0	
TIMES EXCEEDED						

REMARKS: \* NUMBER OF SAMPLES TAKEN DURING THE DAY.

PRINCIPAL EXECUTIVE OFFICER

GREGORY M. RUEGER

SIGNATURE OF AUTHORIZED AGENT

DATE

*Drew Squyres*

7/20/00

CALIFORNIA REGIONAL WATER QUALITY  
CONTROL BOARD  
CENTRAL COAST REGION  
81 HIGUERA  
SAN LUIS OBISPO, CA 93401

DISCHARGE SELF MONITORING REPORT

PACIFIC GAS AND ELECTRIC CO.  
DIABLO CANYON NUCLEAR POWER PLANT  
PO BOX 56  
AVILA BEACH, CALIF 93424

PAGE: (A) 1

FACILITY I.D. 3 402003001	BEGINNING YEAR / MO / DAY 00 / 05 / 01	ENDING YEAR / MO / DAY 00 / 05 / 31	STATE CODE 06	NPDES PERMIT # CA0003751
------------------------------	----------------------------------------------	-------------------------------------------	------------------	-----------------------------

STATION ANALYSIS UNITS SMPL TYPE FREQ.	EFFLUENT 001 TITANIUM ug/l GRAB OCTOBER	INFLUENT ARSENIC ug/l GRAB OCTOBER	EFFLUENT ARSENIC ug/l GRAB OCTOBER	INFLUENT CADMIUM ug/l GRAB OCTOBER	EFFLUENT 001 CADMIUM ug/l GRAB OCTOBER	INFLUENT LEAD ug/l GRAB OCTOBER	EFFLUENT 001 LEAD ug/l GRAB OCTOBER	INFLUENT ZINC ug/l GRAB OCTOBER
1								
2								
3								
4								** 16
5								
6								
7								
8								
9								
10								
11								
12								
13								
14								
15								
16								
17								
18								
19								
20								
21								
22								
23								
24								
25								
26								
27								
28								
29								
30								
31								
MONTHLY AVG								16
MONTHLY HIGH								16
MONTHLY LOW								16
TIMES EXCEEDED	NO LIMIT	NO LIMIT	6M-MED. 30 = 0	NO LIMIT	6M-MED. 10 = 0	NO LIMIT	6M-MED. 10 = 0	NO LIMIT
TIMES EXCEEDED			D MAX 150 = 0		D MAX 20 = 0		D MAX 40 = 0	
TIMES EXCEEDED			I MAX 400 = 0		I MAX 50 = 0		I MAX 100 = 0	

REMARKS: \*NUMBER OF SAMPLES TAKEN DURING THE DAY.  
\*\*INFLUENT ANALYSIS PERFORMED FOR COMPARISON TO EFFLUENT RESULT.

PRINCIPAL EXECUTIVE OFFICER

GREGORY M. RUEGER

SIGNATURE OF AUTHORIZED AGENT

DATE

*Drew Squyres*

7/20/00

CALIFORNIA REGIONAL WATER QUALITY  
CONTROL BOARD  
CENTRAL COAST REGION  
81 HIGUERA  
SAN LUIS OBISPO, CA 93401

DISCHARGE SELF MONITORING REPORT

PACIFIC GAS AND ELECTRIC CO.  
DIABLO CANYON NUCLEAR POWER PLANT  
PO BOX 56  
AVILA BEACH, CALIF 93424

PAGE: (A) 2

FACILITY I.D. 3 402003001 BEGINNING YEAR / MO / DAY 00 / 05 / 01 ENDING YEAR / MO / DAY 00 / 05 / 31 STATE CODE 06 NPDES PERMIT # CA0003751

STATION ANALYSIS UNITS SMPL TYPE FREQ.	INFLUENT MERCURY ug/l GRAB OCTOBER	EFFLUENT 001 MERCURY ug/l GRAB OCTOBER	INFLUENT SILVER ug/l GRAB OCTOBER	EFFLUENT 001 SILVER ug/l GRAB OCTOBER	INFLUENT CYANIDE ug/l GRAB OCTOBER	EFFLUENT 001 CYANIDE ug/l GRAB OCTOBER	INFLUENT PHENOLIC CMP ug/l (NONCL) GRAB OCTOBER	EFFLUENT 001 PHENOLIC CMP ug/l (NONCL) GRAB OCTOBER
1								
2								
3								
4								
5								
6								
7								
8								
9								
10								
11								
12								
13								
14								
15								
16								
17								
18								
19								
20								
21								
22								
23								
24								
25								
26								
27								
28								
29								
30								
31								
MONTHLY AVG								
MONTHLY HIGH								
MONTHLY LOW								
TIMES EXCEEDED	NO LIMIT	6M-MED. 0.2=0	NO LIMIT	6M-MED. 2.9=0	NO LIMIT	6M-MED. 30=0	NO LIMIT	6M-MED. 150=0
TIMES EXCEEDED		DMAX 0.8 = 0		DMAX 13.6=0		DMAX 100=0		DMAX 610= 0
TIMES EXCEEDED		IMAX 2 = 0		IMAX 35= 0		IMAX 260=0		IMAX 1530=0

REMARKS: \* NUMBER OF SAMPLES TAKEN DURING THE DAY.

PRINCIPAL EXECUTIVE OFFICER

GREGORY M. RUEGER

SIGNATURE OF AUTHORIZED AGENT

DATE

*Drew Squires* 

7/20/00

CALIFORNIA REGIONAL WATER QUALITY  
CONTROL BOARD  
CENTRAL COAST REGION  
81 HIGUERA  
SAN LUIS OBISPO, CA 93401

DISCHARGE SELF MONITORING REPORT

PACIFIC GAS AND ELECTRIC CO.  
DIABLO CANYON NUCLEAR POWER PLANT  
PO BOX 56  
AVILA BEACH, CALIF 93424

PAGE: (A) 3

FACILITY I.D.  
3 402003001

YEAR / MO / DAY  
BEGINNING 00 / 05 / 01

YEAR / MO / DAY  
ENDING 00 / 05 / 31

STATE CODE  
06

NPDES PERMIT #  
CA0003751

STATION ANALYSIS UNITS SMPL TYPE FREQ.	INFLUENT CHLOR PHENOL ug/l GRAB OCTOBER	EFFLUENT 001 CHLOR PHENOL ug/l GRAB OCTOBER	EFFLUENT 001D LITHIUM mg/l GRAB OCTOBER	EFFLUENT 001D BORON mg/l GRAB OCTOBER	EFFLUENT 001D HYDRAZINE mg/l GRAB OCTOBER	EFFLUENT 005 OIL & GREASE mg/l GRAB OCTOBER	EFFLUENT 008 OIL & GREASE mg/l GRAB OCTOBER	
1								
2								
3								
4								
5								
6								
7								
8								
9								
10								
11								
12								
13								
14								
15								
16								
17								
18								
19								
20								
21								
22								
23								
24								
25								
26								
27								
28								
29								
30								
31								
MONTHLY AVG MONTHLY HIGH MONTHLY LOW								
TIMES EXCEEDED TIMES EXCEEDED TIMES EXCEEDED	NO LIMIT	6M-MED. 10=0 DMAX 20=0 IMAX 50=0	NO LIMIT	NO LIMIT	NO LIMIT	MO AVG 15=0 DMAX 20=0	MO AVG 15=0 DMAX 20=0	

REMARKS: \* NUMBER OF SAMPLES TAKEN DURING THE DAY.

PRINCIPAL EXECUTIVE OFFICER

GREGORY M. RUEGER

SIGNATURE OF AUTHORIZED AGENT

DATE

*Drew Squyres*

7/20/00

CALIFORNIA REGIONAL WATER QUALITY  
CONTROL BOARD  
CENTRAL COAST REGION  
81 HIGUERA  
SAN LUIS OBISPO, CA 93401

DISCHARGE SELF MONITORING REPORT

PACIFIC GAS AND ELECTRIC CO.  
DIABLO CANYON NUCLEAR POWER PLANT  
PO BOX 56  
AVILA BEACH, CALIF 93424

PAGE: (A) 4

FACILITY I.D. 3 402003001 BEGINNING YEAR / MO / DAY 00 / 05 / 01 ENDING YEAR / MO / DAY 00 / 05 / 31 STATE CODE 06 NPDES PERMIT # CA0003751

STATION ANALYSIS UNITS SMPL TYPE FREQ.	EFFLUENT 009 OIL & GREASE mg/l GRAB OCTOBER	EFFLUENT 013 OIL & GREASE mg/l GRAB OCTOBER	EFFLUENT 015 OIL & GREASE mg/l GRAB OCTOBER	EFFLUENT 016 OIL & GREASE mg/l GRAB OCTOBER	EFFLUENT 017 OIL & GREASE mg/l GRAB OCTOBER	INFLUENT PCB'S ug/l GRAB OCTOBER	EFFLUENT 001 PCB'S ug/l GRAB OCTOBER	
1								
2								
3								
4								
5								
6								
7								
8								
9								
10								
11								
12								
13								
14								
15								
16								
17								
18								
19								
20								
21								
22								
23								
24								
25								
26								
27								
28								
29								
30								
31								
MONTHLY AVG MONTHLY HIGH MONTHLY LOW								
TIMES EXCEEDED	MO AVG 15=0	MO AVG 15=0	MO AVG 15=0	MO AVG 15=0	MO AVG 15=0	NO LIMIT	NO LIMIT	
TIMES EXCEEDED	DMAX 20=0	DMAX 20=0	DMAX 20=0	DMAX 20=0	DMAX 20=0			
TIMES EXCEEDED								

REMARKS: \* NUMBER OF SAMPLES TAKEN DURING THE DAY.

PRINCIPAL EXECUTIVE OFFICER

GREGORY M. RUEGER

SIGNATURE OF AUTHORIZED AGENT

DATE

*Drew Squires*

7/20/00



CALIFORNIA REGIONAL WATER QUALITY  
CONTROL BOARD  
CENTRAL COAST REGION  
81 HIGUERA  
SAN LUIS OBISPO, CA 93401

DISCHARGE SELF MONITORING REPORT

PACIFIC GAS AND ELECTRIC CO  
DIABLO CANYON NUCLEAR POWER PLANT  
PO BOX 56  
AVILA BEACH, CALIF 93424

PAGE: (A) 5

FACILITY I.D. 3 402003001 YEAR / MO / DAY BEGINNING 00 / 05 / 01 ENDING 00 / 05 / 31 STATE CODE 06 NPDES PERMIT # CA0003751

STATION	EFFLUENT 001N SLUDGE MOISTURE %	EFFLUENT 001N SLUDGE TOT KJLDL N mg/kg	EFFLUENT 001N SLUDGE AMMONIA (N) mg/kg	EFFLUENT 001N SLUDGE NITRATE (N) mg/kg	EFFLUENT 001N SLUDGE TOT PHOSPHS mg/kg	EFFLUENT 001N SLUDGE pH pH units	EFFLUENT 001N SLUDGE OIL & GREASE mg/kg	EFFLUENT 001N SLUDGE BORON mg/kg
ANALYSIS UNITS	GRAB	GRAB	GRAB	GRAB	GRAB	GRAB	GRAB	GRAB
SAMPL TYPE	OCTOBER	OCTOBER	OCTOBER	OCTOBER	OCTOBER	OCTOBER	OCTOBER	OCTOBER
FREQ.								
1								
2								
3								
4								
5								
6								
7								
8								
9								
10								
11								
12								
13								
14								
15								
16								
17								
18								
19								
20								
21								
22								
23								
24								
25								
26								
27								
28								
29								
30								
31								
MONTHLY AVG								
MONTHLY HIGH								
MONTHLY LOW								
TIMES EXCEEDED	NO LIMIT	NO LIMIT	NO LIMIT	NO LIMIT	NO LIMIT	NO LIMIT	NO LIMIT	NO LIMIT
TIMES EXCEEDED								
TIMES EXCEEDED								

REMARKS: \* NUMBER OF SAMPLES TAKEN DURING THE DAY.

PRINCIPAL EXECUTIVE OFFICER

GREGORY M. RUEGER

SIGNATURE OF AUTHORIZED AGENT

DATE

Drew Squires

7/20/00

CALIFORNIA REGIONAL WATER QUALITY  
CONTROL BOARD  
CENTRAL COAST REGION  
81 HIGUERA  
SAN LUIS OBISPO, CA 93401

DISCHARGE SELF MONITORING REPORT

PACIFIC GAS AND ELECTRIC CO.  
DIABLO CANYON NUCLEAR POWER PLANT  
PO BOX 56  
AVILA BEACH, CALIF 93424

PAGE: (A) 6

FACILITY I.D. 3 402003001  
YEAR / MO / DAY BEGINNING 00 / 05 / 01  
YEAR / MO / DAY ENDING 00 / 05 / 31  
STATE CODE 06  
NPDES PERMIT # CA0003751

STATION ANALYSIS UNITS SMPL TYPE FREQ.	EFFLUENT 001N SLUDGE CADMIUM mg/kg GRAB OCTOBER	EFFLUENT 001N SLUDGE COPPER mg/kg GRAB OCTOBER	EFFLUENT 001N SLUDGE CHROMIUM mg/kg GRAB OCTOBER	EFFLUENT 001N SLUDGE LEAD mg/kg GRAB OCTOBER	EFFLUENT 001N SLUDGE NICKEL mg/kg GRAB OCTOBER	EFFLUENT 001N SLUDGE MERCURY mg/kg GRAB OCTOBER	EFFLUENT 001N SLUDGE ZINC mg/kg GRAB OCTOBER	EFFLUENT 001N SLUDGE VOLUME tons OCTOBER
1								
2								
3								
4								
5								
6								
7								
8								
9								
10								
11								
12								
13								
14								
15								
16								
17								
18								
19								
20								
21								
22								
23								
24								
25								
26								
27								
28								
29								
30								
31								
MONTHLY AVG								
MONTHLY HIGH								
MONTHLY LOW								
TIMES EXCEEDED	10xSTLC=0	10xSTLC=0	10xSTLC=0	10xSTLC=0	10xSTLC=0	10xSTLC=0	10xSTLC=0	
TIMES EXCEEDED	10 mg/kg=0	250 mg/kg=0	50 mg/kg=0	50 mg/kg=0	200 mg/kg=0	2 mg/kg=0	2500 mg/kg=0	
TIMES EXCEEDED	TTL>100=0	TTL>2500=0	TTL>500=0	TTL>1000=0	TTL>2000=0	TTL>20=0	TTL>5000=0	

REMARKS: \* NUMBER OF SAMPLES TAKEN DURING THE DAY.

PRINCIPAL EXECUTIVE OFFICER

GREGORY M. RUEGER

SIGNATURE OF AUTHORIZED AGENT

DATE

*Drew Squyres* 

7/20/00

## **APPENDIX 4**

### **DIABLO CANYON POWER PLANT**

#### **Influent and Effluent Monitoring**

**June 2000**

CALIFORNIA REGIONAL WATER QUALITY  
CONTROL BOARD  
CENTRAL COAST REGION  
81 HIGUERA  
SAN LUIS OBISPO, CA 93401

DISCHARGE SELF MONITORING REPORT

PACIFIC GAS AND ELECTRIC CO.  
DIABLO CANYON NUCLEAR POWER PLANT  
PO BOX 56  
AVILA BEACH, CALIF 93424

PAGE: (M) 1

FACILITY I.D. 3 402003001  
YEAR / MO / DAY BEGINNING 00 / 06 / 01  
YEAR / MO / DAY ENDING 00 / 06 / 30  
STATE CODE 06  
NPDES PERMIT # CA0003751

STATION ANALYSIS UNITS SMPL TYPE FREQ.	INFLUENT TEMPERATURE DEGREES F METERED CONTINUOUS	EFFLUENT 001 TEMPERATURE DEGREES F METERED CONTINUOUS	DELTA TEMP TEMPERATURE DEGREES F METERED CONTINUOUS	EFFLUENT 001 FLOW MGD RECORDED DAILY	INFLUENT pH pH UNITS GRAB MONTHLY	EFFLUENT 001 pH pH UNITS GRAB MONTHLY (***)	EFFLUENT 001P pH pH UNITS GRAB MONTHLY	EFFLUENT 002 pH pH UNITS GRAB MONTHLY
1	52.4	71.6	19.2	2503				
2	51.3	70.2	18.9	2503				2 8.0
3	51.5	70.3	18.8	2503				
4	51.1	70.0	18.9	2503				
5	51.1	69.9	18.8	2503				
6	50.7	69.5	18.8	2503				
7	50.9	69.8	18.9	2503	7.9	7.9		
8	51.3	70.1	18.8	2503				
9	50.5	69.4	18.9	2503				
10	49.8	68.7	18.9	2503				
11	49.0	67.9	18.9	2503				
12	49.2	68.0	18.8	2503				
13	49.5	68.4	18.9	2503				
14	52.0	70.7	18.7	2503			7.5	
15	53.0	72.2	19.2	2503				
16	54.0	73.2	19.2	2503				
17	55.4	74.2	18.8	2503				
18	57.3	74.8	17.5	2503				
19	57.8	76.1	18.3	2503				
20	58.2	77.1	18.9	2503				
21	58.2	77.5	19.3	2503				
22	57.8	76.9	19.1	2503				
23	57.8	76.9	19.1	2503				
24	58.1	76.8	18.7	2503				
25	58.6	77.0	18.4	2503				
26	57.9	76.5	18.6	2503				
27	57.6	76.2	18.6	2503				
28	57.5	76.2	18.7	2503				
29	57.1	76.2	19.1	2503				
30	56.3	75.5	19.2	2503				
31								
MONTHLY AVG	54.1	72.9	18.8	2503	7.9	7.9	7.5	8.0
MONTHLY HIGH	58.6	77.5	19.3	2503	7.9	7.9	7.5	8.0
MONTHLY LOW	49.0	67.9	17.5	2503	7.9	7.9	7.5	8.0
TIMES EXCEEDED	NO LIMIT	NO LIMIT	MAX 22 = 0	MAX 2760 = 0	NO LIMIT	NO LIMIT	NO LIMIT	NO LIMIT
TIMES EXCEEDED			(**)					
TIMES EXCEEDED								

REMARKS: \* NUMBER OF SAMPLES TAKEN DURING THE DAY.

\*\* EXCEPT DURING DEMUSSELING.

\*\*\* DAILY WHEN DISCHARGING CHEMICAL CLEANING WASTES FROM DISCHARGES 001D, F, I, L, AND/OR M.

PRINCIPAL EXECUTIVE OFFICER

GREGORY M. RUEGER

SIGNATURE OF AUTHORIZED AGENT

DATE

*Drew Squiged* 7/20/00

CALIFORNIA REGIONAL WATER QUALITY  
CONTROL BOARD  
CENTRAL COAST REGION  
81 HIGUERA  
SAN LUIS OBISPO, CA 93401

DISCHARGE SELF MONITORING REPORT

PACIFIC GAS AND ELECTRIC CO.  
DIABLO CANYON NUCLEAR POWER PLANT  
PO BOX 56  
AVILA BEACH, CALIF 93424

PAGE: (M) 2

FACILITY I.D. 3 402003001  
YEAR / MO / DAY BEGINNING 00 / 06 / 01  
YEAR / MO / DAY ENDING 00 / 06 / 30  
STATE CODE 06  
NPDES PERMIT # CA0003751

STATION ANALYSIS UNITS SMPL TYPE FREQ.	EFFLUENT 003 pH pH UNITS GRAB MONTHLY	EFFLUENT 004 pH pH UNITS GRAB MONTHLY	EFFLUENT 001N OIL & GREASE mg/l COMPOSITE WEEKLY	EFFLUENT 001P OIL & GREASE mg/l GRAB WEEKLY (**)	EFFLUENT 003 OIL & GREASE mg/l GRAB WEEKLY (***)	EFFLUENT 001F OIL & GREASE mg/l GRAB MONTHLY	EFFLUENT 001 T CHLOR RES ug/l GRAB 2 per CYCLE	EFFLUENT 001 CHLORINE USED lbs/day RECORDED MONTHLY
1							12	542
2			12				12	542
3							12	562
4							12	562
5							12	562
6						< 3	12	562
7	7.9	7.8					12	562
8			6				12	533
9							12	504
10							12	504
11							12	504
12							12	490
13							12	466
14							12	504
15							12	547
16			ND(5)				12	547
17							12	547
18							12	547
19							12	547
20			ND(5)				12	581
21							12	638
22							12	682
23							12	739
24							12	763
25							12	770
26							12	806
27							12	826
28							12	874
29			ND(5)				12	912
30							12	912
31							12	893
MONTHLY AVG	7.9	7.8	< 5	NO	NO	< 3	23	621
MONTHLY HIGH	7.9	7.8	12	DISCHARGE	DISCHARGE	< 3	39	912
MONTHLY LOW	7.9	7.8	ND(5)			< 3	12	466
TIMES EXCEEDED	NO LIMIT	NO LIMIT	MO AVG 15 = 0	MO AVG 15 = 0	MO AVG 15 = 0	MO AVG 15 = 0	I MAX 200 = 0	NO LIMIT
TIMES EXCEEDED			D MAX 20 = 0	D MAX 20 = 0	D MAX 20 = 0	D MAX 20 = 0		
TIMES EXCEEDED								

REMARKS:  
\* NUMBER OF SAMPLES TAKEN DURING THE DAY.  
\*\* WHEN 001N IS DISCHARGING TO 001P.  
\*\*\* WHEN 001P IS DISCHARGING TO 003.

PRINCIPAL EXECUTIVE OFFICER

GREGORY M. RUEGER

SIGNATURE OF AUTHORIZED AGENT

DATE

Drew Squires 

7/20/00

CALIFORNIA REGIONAL WATER QUALITY  
CONTROL BOARD  
CENTRAL COAST REGION  
81 HIGUERA  
SAN LUIS OBISPO, CA 93401

DISCHARGE SELF MONITORING REPORT

PACIFIC GAS AND ELECTRIC CO.  
DIABLO CANYON NUCLEAR POWER PLANT  
PO BOX 56  
AVILA BEACH, CALIF 93424

PAGE: (M) 3

FACILITY I.D. 3 402003001  
YEAR / MO / DAY BEGINNING 00 / 06 / 01  
YEAR / MO / DAY ENDING 00 / 06 / 30  
STATE CODE 06  
NPDES PERMIT # CA0003751

STATION ANALYSIS UNITS SMPL TYPE FREQ.	EFF 001N=>003 TOTL COLIFORM MPN/100ml GRAB 4 TIMES/WEEK	EFF 001N=>003 FECAL COLIFORM MPN/100ml GRAB 4 TIMES/WEEK	EFFLUENT 001D SUSPENDED SOLIDS mg/1 1st FLTR mg/1 2nd FLTR GRAB MONTHLY	mg/1 NET	EFFLUENT 001F SUSPENDED SOLIDS mg/1 1st FLTR mg/1 2nd FLTR GRAB MONTHLY	mg/1 NET
1						
2						
3						
4						
5						
6			< 1	ND (5)	2	< 1
7			2 6	2 6		
8						
9						
10						
11						
12						
13						
14						
15			33	33		
16						
17						
18						
19						
20						
21			93	< 1	93	
22			1	ND (5)		
23						
24						
25						
26						
27						
28						
29			< 1	ND(5)		
30						
31						
MONTHLY AVG	NO	NO		21**		ND (5)
MONTHLY HIGH	DISCHARGE	DISCHARGE		93		ND (5)
MONTHLY LOW				ND(5)		ND (5)
TIMES EXCEEDED	80% SMPLS>1K	MEAN>200 =	NO LIMIT	NO LIMIT	MO AVG 30 = 0	NO LIMIT
TIMES EXCEEDED		90 % SMPLS>400			D MAX 100 = 0	
TIMES EXCEEDED	I MAX >10K					MO AVG 30 = 0
						D MAX 100 = 0

REMARKS: \* NUMBER OF SAMPLES TAKEN DURING THE DAY.  
\*\* VOLUME-WEIGHTED AVERAGE REPORTED.

PRINCIPAL EXECUTIVE OFFICER

GREGORY M. RUEGER

SIGNATURE OF AUTHORIZED AGENT

DATE

Drew Squires

7/20/00

CALIFORNIA REGIONAL WATER QUALITY  
CONTROL BOARD  
CENTRAL COAST REGION  
81 HIGUERA  
SAN LUIS OBISPO, CA 93401

DISCHARGE SELF MONITORING REPORT

PACIFIC GAS AND ELECTRIC CO.  
DIABLO CANYON NUCLEAR POWER PLANT  
PO BOX 56  
AVILA BEACH, CALIF 93424

PAGE: (M) 4

FACILITY I.D. 3 402003001  
YEAR / MO / DAY BEGINNING 00 / 06 / 01  
YEAR / MO / DAY ENDING 00 / 06 / 30  
STATE CODE 06  
NPDES PERMIT # CA0003751

STATION ANALYSIS UNITS SMPL TYPE FREQ.	EFFLUENT 001G SUSPENDED SOLIDS mg/1 1st FLTR mg/1 2nd FLTR GRAB MONTHLY			EFFLUENT 001H SUSPENDED SOLIDS mg/1 1st FLTR mg/1 2nd FLTR GRAB MONTHLY					
	mg/1 1st FLTR	mg/1 2nd FLTR	mg/1 NET	mg/1 1st FLTR	mg/1 2nd FLTR	mg/1 NET			
1									
2				2	< 1	ND (5)			
3									
4									
5									
6	< 1		ND(5)						
7									
8									
9									
10									
11									
12									
13									
14									
15									
16									
17									
18									
19									
20									
21									
22									
23									
24									
25									
26									
27									
28									
29									
30									
31									
MONTHLY AVG	ND (5)			ND (5)					
MONTHLY HIGH	ND (5)			ND (5)					
MONTHLY LOW	ND (5)			ND (5)					
TIMES EXCEEDED	NO LIMIT	NO LIMIT	MO AVG 30 = 0	NO LIMIT	NO LIMIT	MO AVG 30 = 0			
TIMES EXCEEDED			D MAX 100 = 0			D MAX 100 = 0			
TIMES EXCEEDED									

REMARKS: \* NUMBER OF SAMPLES TAKEN DURING THE DAY.

PRINCIPAL EXECUTIVE OFFICER

GREGORY M. RUEGER

SIGNATURE OF AUTHORIZED AGENT

DATE

*Drew Squyres*

7/20/00

CALIFORNIA REGIONAL WATER QUALITY  
CONTROL BOARD  
CENTRAL COAST REGION  
81 HIGUERA  
SAN LUIS OBISPO, CA 93401

DISCHARGE SELF MONITORING REPORT

PACIFIC GAS AND ELECTRIC CO.  
DIABLO CANYON NUCLEAR POWER PLANT  
PO BOX 56  
AVILA BEACH, CALIF 93424

PAGE: (M) 5

FACILITY I.D. 3 402003001  
YEAR / MO / DAY BEGINNING 00 / 06 / 01  
YEAR / MO / DAY ENDING 00 / 06 / 30  
STATE CODE 06  
NPDES PERMIT # CA0003751

STATION ANALYSIS UNITS SMPL TYPE FREQ.	EFFLUENT 001I SUSPENDED SOLIDS			EFFLUENT 001J SUSPENDED SOLIDS			
	mg/1 1st FLTR	mg/1 2nd FLTR GRAB MONTHLY	mg/1 NET	mg/1 1st FLTR	mg/1 2nd FLTR GRAB MONTHLY	mg/1 NET	
1							
2							
3							
4							
5							
6							
7							
8							
9							
10							
11							
12							
13							
14							
15							
16							
17							
18							
19							
20							
21							
22							
23							
24							
25							
26							
27							
28							
29							
30							
31							
MONTHLY AVG MONTHLY HIGH MONTHLY LOW	NO DISCHARGE			NO DISCHARGE			
TIMES EXCEEDED TIMES EXCEEDED TIMES EXCEEDED	NO LIMIT	NO LIMIT	MO AVG 30 = 0 MAX 100 = 0	NO LIMIT	NO LIMIT	MO AVG 30 = 0 MAX 100 = 0	

REMARKS: \* NUMBER OF SAMPLES TAKEN DURING THE DAY.

PRINCIPAL EXECUTIVE OFFICER
GREGORY M. RUEGER

SIGNATURE OF AUTHORIZED AGENT	DATE
Drew Squyres	7/20/00



CALIFORNIA REGIONAL WATER QUALITY  
CONTROL BOARD  
CENTRAL COAST REGION  
81 HIGUERA  
SAN LUIS OBISPO, CA 93401

DISCHARGE SELF MONITORING REPORT

PACIFIC GAS AND ELECTRIC CO.  
DIABLO CANYON NUCLEAR POWER PLANT  
PO BOX 56  
AVILA BEACH, CALIF 93424

PAGE: (M) 6

FACILITY I.D. 3 402003001 YEAR / MO / DAY BEGINNING 00 / 06 / 01 YEAR / MO / DAY ENDING 00 / 06 / 30 STATE CODE 06 NPDES PERMIT # CA0003751

STATION ANALYSIS UNITS SMPL TYPE FREQ.	EFFLUENT 001K SUSPENDED SOLIDS mg/1 1st FLTR mg/1 2nd FLTR GRAB MONTHLY			EFFLUENT 001L SUSPENDED SOLIDS mg/1 1st FLTR mg/1 2nd FLTR GRAB MONTHLY			
	mg/1 1st FLTR	mg/1 2nd FLTR	mg/1 NET	mg/1 1st FLTR	mg/1 2nd FLTR	mg/1 NET	
1							
2							
3							
4							
5							
6							
7				2	< 1	2	ND (5)
8							
9							
10							
11							
12							
13							
14							
15							
16							
17							
18							
19							
20							
21							
22							
23							
24							
25							
26							
27							
28							
29							
30							
31							
MONTHLY AVG	NO						ND (5)
MONTHLY HIGH	DISCHARGE						ND (5)
MONTHLY LOW							ND (5)
TIMES EXCEEDED	NO LIMIT	NO LIMIT	MO AVG 30 = 0	NO LIMIT	NO LIMIT	MO AVG 30 = 0	
TIMES EXCEEDED			D MAX 100 = 0			D MAX 100 = 0	
TIMES EXCEEDED							

REMARKS: \* NUMBER OF SAMPLES TAKEN DURING THE DAY.

PRINCIPAL EXECUTIVE OFFICER

GREGORY M. RUEGER

SIGNATURE OF AUTHORIZED AGENT

DATE

Drew Squyres *[Signature]*

7/20/00

CALIFORNIA REGIONAL WATER QUALITY  
CONTROL BOARD  
CENTRAL COAST REGION  
81 HIGUERA  
SAN LUIS OBISPO, CA 93401

DISCHARGE SELF MONITORING REPORT

PACIFIC GAS AND ELECTRIC CO.  
DIABLO CANYON NUCLEAR POWER PLANT  
PO BOX 56  
AVILA BEACH, CALIF 93424

PAGE: (M) 7

FACILITY I.D.  
3 402003001

YEAR / MO / DAY  
BEGINNING 00 / 06 / 01

YEAR / MO / DAY  
ENDING 00 / 06 / 30

STATE CODE  
06

NPDES PERMIT #  
CA0003751

STATION ANALYSIS UNITS SMPL TYPE FREQ.	EFFLUENT 001M SUSPENDED SOLIDS			EFFLUENT 001N SUSPENDED SLDS		EFFLUENT 001P SUSPENDED SOLIDS			
	mg/1 1st FLTR	mg/1 2nd FLTR	mg/1 NET	mg/1	COMPOSITE WEEKLY	mg/1 1st FLTR	mg/1 2nd FLTR	mg/1 NET	
		GRAB MONTHLY					GRAB MONTHLY		
1									
2					12				
3	11		11						
4									
5									
6									
7									
8					17				
9									
10									
11									
12									
13									
14						2	1	ND (5)	
15									
16					14				
17									
18									
19									
20					ND(5)				
21									
22									
23									
24									
25									
26									
27									
28									
29					11				
30									
31									
MONTHLY AVG			11		11			ND (5)	
MONTHLY HIGH			11		17			ND (5)	
MONTHLY LOW			11		ND(5)			ND (5)	
TIMES EXCEEDED	NO LIMIT	NO LIMIT	MO AVG 30 = 0	MO AVG 60 = 0	NO LIMIT	NO LIMIT	MO AVG 30 = 0		
TIMES EXCEEDED			D MAX 100 = 0				D MAX 100 = 0		
TIMES EXCEEDED									

REMARKS: \* NUMBER OF SAMPLES TAKEN DURING THE DAY.

PRINCIPAL EXECUTIVE OFFICER

GREGORY M. RUEGER

SIGNATURE OF AUTHORIZED AGENT

DATE

*Drew Squires* *DAS*

7/20/00

CALIFORNIA REGIONAL WATER QUALITY  
CONTROL BOARD  
CENTRAL COAST REGION  
81 HIGUERA  
SAN LUIS OBISPO, CA 93401

DISCHARGE SELF MONITORING REPORT

PACIFIC GAS AND ELECTRIC CO.  
DIABLO CANYON NUCLEAR POWER PLANT  
PO BOX 56  
AVILA BEACH, CALIF 93424

PAGE: (M) 8

FACILITY I.D. 3 402003001  
YEAR / MO / DAY BEGINNING 00 / 06 / 01  
YEAR / MO / DAY ENDING 00 / 06 / 30  
STATE CODE 06  
NPDES PERMIT # CA0003751

STATION ANALYSIS UNITS SMPL TYPE FREQ.	EFFLUENT 002 SUSPENDED SOLIDS					EFFLUENT 003 SUSPENDED SOLIDS					
	mg/1 1st FLTR	mg/1 2nd FLTR	GRAB	MONTHLY	mg/1 NET	mg/1 1st FLTR	mg/1 2nd FLTR	GRAB	MONTHLY	mg/1 NET	
1											
2	2	2	2	<	1	2	ND (5)				
3											
4											
5											
6											
7						2	<	1		ND (5)	
8											
9											
10											
11											
12											
13											
14	2	<	1		ND (5)						
15											
16											
17											
18											
19											
20											
21											
22											
23											
24											
25											
26											
27											
28											
29											
30											
31											
MONTHLY AVG	ND (5)					ND (5)					
MONTHLY HIGH	ND (5)					ND (5)					
MONTHLY LOW	ND (5)					ND (5)					
TIMES EXCEEDED	NO LIMIT	NO LIMIT	MO AVG 30 = 0	NO LIMIT	NO LIMIT	MO AVG 30 = 0	NO LIMIT	NO LIMIT	NO LIMIT	NO LIMIT	
TIMES EXCEEDED			D MAX 100 = 0								
TIMES EXCEEDED											

REMARKS: \* NUMBER OF SAMPLES TAKEN DURING THE DAY.

PRINCIPAL EXECUTIVE OFFICER

GREGORY M. RUEGER

SIGNATURE OF AUTHORIZED AGENT

DATE

*Drew Squyres*

7/20/00

CALIFORNIA REGIONAL WATER QUALITY  
CONTROL BOARD  
CENTRAL COAST REGION  
81 HIGUERA  
SAN LUIS OBISPO, CA 93401

DISCHARGE SELF MONITORING REPORT

PACIFIC GAS AND ELECTRIC CO.  
DIABLO CANYON NUCLEAR POWER PLANT  
PO BOX 56  
AVILA BEACH, CALIF 93424

PAGE: (M) 9

FACILITY I.D. 3 402003001		YEAR / MO / DAY BEGINNING 00 / 06 / 01			YEAR / MO / DAY ENDING 00 / 06 / 30		STATE CODE 06		NPDES PERMIT # CA0003751		
STATION ANALYSIS UNITS SMPL TYPE FREQ.	EFFLUENT 003 SUSPENDED SOLIDS mg/1 1st FLTR      mg/1 2nd FLTR      mg/1 NET GRAB WEEKLY WHEN 001N & 001P => 003				EFFLUENT 001N SETTL SOLIDS ml/1 GRAB WEEKLY	EFFLUENT 001 T CHROMIUM ug/1 GRAB MONTHLY	EFFLUENT 001 COPPER ug/1 GRAB MONTHLY	EFFLUENT 001 NICKEL ug/1 GRAB MONTHLY	EFFLUENT 001 ZINC ug/1 GRAB MONTHLY		
	*		*		*		*		*		*
1											
2						ND (0.1)					
3											
4											
5											
6											
7											
8						ND (0.1)	ND(10)	ND(10)	ND(10)	ND(10)	
9											
10											
11											
12											
13											
14											
15											
16						ND (0.1)					
17											
18											
19											
20						ND (0.1)					
21											
22											
23											
24											
25											
26											
27											
28											
29						ND (0.1)					
30											
31											
MONTHLY AVG	NO				ND (0.1)	ND(10)	ND(10)	ND(10)	ND(10)	ND(10)	
MONTHLY HIGH	DISCHARGE				ND (0.1)	ND(10)	ND(10)	ND(10)	ND(10)	ND(10)	
MONTHLY LOW					ND (0.1)	ND(10)	ND(10)	ND(10)	ND(10)	ND(10)	
TIMES EXCEEDED	NO LIMIT	NO LIMIT	MO AVG 30 = 0	MO AVG 1.0 = 0	6M-MED. 10 = 0	6M-MED. 10 = 0	6M-MED. 30 = 0	6M-MED. 70 = 0			
TIMES EXCEEDED			D MAX 100 = 0	D MAX 3.0 = 0	D MAX 40 = 0	D MAX 50 = 0	D MAX 100 = 0	D MAX 380 = 0			
TIMES EXCEEDED					I MAX 100 = 0	I MAX 140 = 0	I MAX 260 = 0	I MAX 990 = 0			

REMARKS: \* NUMBER OF SAMPLES TAKEN DURING THE DAY.

PRINCIPAL EXECUTIVE OFFICER
GREGORY M. RUEGER

SIGNATURE OF AUTHORIZED AGENT	DATE
Drew Squires <i>[Signature]</i>	7/20/00

CALIFORNIA REGIONAL WATER QUALITY  
CONTROL BOARD  
CENTRAL COAST REGION  
81 HIGUERA  
SAN LUIS OBISPO, CA 93401

DISCHARGE SELF MONITORING REPORT

PACIFIC GAS AND ELECTRIC CO.  
DIABLO CANYON NUCLEAR POWER PLANT  
PO BOX 56  
AVILA BEACH, CALIF 93424

PAGE: (Q) 1

FACILITY I.D.  
3 402003001

BEGINNING YEAR / MO / DAY  
00 / 06 / 01

ENDING YEAR / MO / DAY  
00 / 06 / 30


STATE CODE  
06

NPDES PERMIT #  
CA0003751

STATION ANALYSIS UNITS SMPL TYPE FREQ.	INFLUENT T CHROMIUM ug/l GRAB JA/AP/JUL/OCT	INFLUENT COPPER ug/l GRAB JA/AP/JUL/OCT	INFLUENT NICKEL ug/l GRAB JA/AP/JUL/OCT	INFLUENT AMMONIA (N) ug/l GRAB JA/AP/JUL/OCT	EFFLUENT 001 AMMONIA (N) ug/l GRAB JA/AP/JUL/OCT	EFFLUENT 001D OIL & GREASE mg/l GRAB JA/AP/JUL/OCT	EFFLUENT 001G OIL & GREASE mg/l GRAB JA/AP/JUL/OCT	EFFLUENT 001H OIL & GREASE mg/l GRAB JA/AP/JUL/OCT
1								
2								
3								
4								
5								
6								
7	** ND(10)	** ND(10)	** ND(10)					
8								
9								
10								
11								
12								
13								
14								
15								
16								
17								
18								
19								
20								
21								
22								
23								
24								
25								
26								
27								
28								
29								
30								
31								
MONTHLY AVG	ND(10)	ND(10)	ND(10)					
MONTHLY HIGH	ND(10)	ND(10)	ND(10)					
MONTHLY LOW	ND(10)	ND(10)	ND(10)					
TIMES EXCEEDED	NO LIMIT	NO LIMIT	NO LIMIT	NO LIMIT	6M-MED. 3060 = 0	MO AVG 15 = 0	MO AVG 15 = 0	MO AVG 15 = 0
TIMES EXCEEDED					D MAX 12240 = 0	D MAX 20 = 0	D MAX 20 = 0	D MAX 20 = 0
TIMES EXCEEDED					I MAX 30600 = 0			

REMARKS: \* NUMBER OF SAMPLES TAKEN DURING THE DAY.  
\*\* INFLUENT SAMPLES ANALYZED FOR COMPARISON TO EFFLUENT 001 RESULTS.

PRINCIPAL EXECUTIVE OFFICER
GREGORY M. RUEGER

SIGNATURE OF AUTHORIZED AGENT	DATE
<i>Drew Squyres</i> 	7/20/00

CALIFORNIA REGIONAL WATER QUALITY  
CONTROL BOARD  
CENTRAL COAST REGION  
81 HIGUERA  
SAN LUIS OBISPO, CA 93401

DISCHARGE SELF MONITORING REPORT

PACIFIC GAS AND ELECTRIC CO.  
DIABLO CANYON NUCLEAR POWER PLANT  
PO BOX 56  
AVILA BEACH, CALIF 93424

PAGE: (Q) 2

FACILITY I.D. 3 402003001  
YEAR / MO / DAY BEGINNING 00 / 06 / 01  
YEAR / MO / DAY ENDING 00 / 06 / 30  
STATE CODE 06  
NPDES PERMIT # CA0003751

STATION ANALYSIS UNITS SMPL TYPE FREQ.	EFFLUENT 001I OIL & GREASE mg/l GRAB JA/AP/JUL/OCT	EFFLUENT 001J OIL & GREASE mg/l GRAB JA/AP/JUL/OCT	EFFLUENT 001K OIL & GREASE mg/l GRAB JA/AP/JUL/OCT	EFFLUENT 001L OIL & GREASE mg/l GRAB JA/AP/JUL/OCT	EFFLUENT 001M OIL & GREASE mg/l GRAB JA/AP/JUL/OCT	EFFLUENT 001P OIL & GREASE mg/l GRAB JA/AP/JUL/OCT	EFFLUENT 002 OIL & GREASE mg/l GRAB JA/AP/JUL/OCT	EFFLUENT 003 OIL & GREASE mg/l GRAB JA/AP/JUL/OCT
1								
2								
3								
4								
5								
6								
7								
8								
9								
10								
11								
12								
13								
14								
15								
16								
17								
18								
19								
20								
21								
22								
23								
24								
25								
26								
27								
28								
29								
30								
31								
MONTHLY AVG	NO		NO		< 3			
MONTHLY HIGH	DISCHARGE		DISCHARGE		< 3			
MONTHLY LOW					< 3			
TIMES EXCEEDED	MO AVG 15 = 0	MO AVG 15 = 0	MO AVG 15 = 0	MO AVG 15 = 0	MO AVG 15 = 0	MO AVG 15 = 0	MO AVG 15 = 0	MO AVG 15 = 0
TIMES EXCEEDED	D MAX 20 = 0	D MAX 20 = 0	D MAX 20 = 0	D MAX 20 = 0	D MAX 20 = 0	D MAX 20 = 0	D MAX 20 = 0	D MAX 20 = 0
TIMES EXCEEDED								

REMARKS: \* NUMBER OF SAMPLES TAKEN DURING THE DAY.

PRINCIPAL EXECUTIVE OFFICER

GREGORY M. RUEGER

SIGNATURE OF AUTHORIZED AGENT

DATE

*Drew Squires* *DS*

7/20/00

CALIFORNIA REGIONAL WATER QUALITY  
CONTROL BOARD  
CENTRAL COAST REGION  
81 HIGUERA  
SAN LUIS OBISPO, CA 93401

DISCHARGE SELF MONITORING REPORT

PACIFIC GAS AND ELECTRIC CO  
DIABLO CANYON NUCLEAR POWER PLANT  
PO BOX 56  
AVILA BEACH, CALIF 93424

PAGE: (Q) 3

FACILITY I.D. 3 402003001  
BEGINNING YEAR / MO / DAY 00 / 06 / 01  
ENDING YEAR / MO / DAY 00 / 06 / 30  
STATE CODE 06  
NPDES PERMIT # CA0003751

STATION ANALYSIS UNITS SMPL TYPE FREQ.	EFFLUENT 004 OIL & GREASE mg/l GRAB JA/AP/JUL/OCT	EFFLUENT 001 TOX CONCEN TU GRAB JA/AP/JUL/OCT	EFFLUENT 001D CADMIUM ug/l QTRLY COMP JA/AP/JUL/OCT	EFFLUENT 001H CADMIUM ug/l QTRLY COMP JA/AP/JUL/OCT	EFFLUENT 001L CADMIUM ug/l QTRLY COMP JA/AP/JUL/OCT	EFFLUENT 001F CADMIUM ug/l 1 WEEK COMP JA/AP/JUL/OCT	
1							
2							
3							
4							
5							
6							
7							
8							
9							
10							
11							
12							
13							
14							
15							
16							
17							
18							
19							
20							
21							
22							
23							
24							
25							
26							
27							
28							
29							
30							
31							
MONTHLY AVG MONTHLY HIGH MONTHLY LOW							
TIMES EXCEEDED TIMES EXCEEDED TIMES EXCEEDED	MO AVG 15 = 0 D MAX 20 = 0	NO LIMIT	NO LIMIT	NO LIMIT	NO LIMIT	NO LIMIT	6-MO MED 0.26=0

REMARKS: \* NUMBER OF SAMPLES TAKEN DURING THE DAY.

PRINCIPAL EXECUTIVE OFFICER

GREGORY M. RUEGER

SIGNATURE OF AUTHORIZED AGENT

DATE

Drew Squyres *[Signature]*

7/20/00

CALIFORNIA REGIONAL WATER QUALITY  
CONTROL BOARD  
CENTRAL COAST REGION  
81 HIGUERA  
SAN LUIS OBISPO, CA 93401

DISCHARGE SELF MONITORING REPORT

PACIFIC GAS AND ELECTRIC CO.  
DIABLO CANYON NUCLEAR POWER PLANT  
PO BOX 56  
AVILA BEACH, CALIF 93424

PAGE: (Q) 4

FACILITY I.D. 3 402003001  
YEAR / MO / DAY BEGINNING 00 / 06 / 01  
YEAR / MO / DAY ENDING 00 / 06 / 30  
STATE CODE 06  
NPDES PERMIT # CA0003751

STATION ANALYSIS UNITS SMPL TYPE FREQ.	EFFLUENT 001D CHROMIUM ug/l QTRLY COMP JA/AP/JUL/OCT	EFFLUENT 001H T CHROMIUM ug/l QTRLY COMP JA/AP/JUL/OCT	EFFLUENT 001L T CHROMIUM ug/l QTRLY COMP JA/AP/JUL/OCT	EFFLUENT 001F T CHROMIUM ug/l 1 WEEK COMP JA/AP/JUL/OCT	EFFLUENT 001D COPPER ug/l QTRLY COMP JA/AP/JUL/OCT	EFFLUENT 001H COPPER ug/l QTRLY COMP JA/AP/JUL/OCT	EFFLUENT 001L COPPER ug/l QTRLY COMP JA/AP/JUL/OCT	EFFLUENT 001F COPPER ug/l 1 WEEK COMP JA/AP/JUL/OCT
1								
2								
3								
4								
5								
6								
7								
8								
9								
10								
11								
12								
13								
14								
15								
16								
17								
18								
19								
20								
21								
22								
23								
24								
25								
26								
27								
28								
29								
30								
31								
MONTHLY AVG MONTHLY HIGH MONTHLY LOW								
TIMES EXCEEDED TIMES EXCEEDED TIMES EXCEEDED	NO LIMIT	NO LIMIT	NO LIMIT	NO LIMIT	NO LIMIT	NO LIMIT	NO LIMIT	NO LIMIT

REMARKS: \* NUMBER OF SAMPLES TAKEN DURING THE DAY.

PRINCIPAL EXECUTIVE OFFICER

GREGORY M. RUEGER

SIGNATURE OF AUTHORIZED AGENT

DATE

Drew Squyres

7/20/00



CALIFORNIA REGIONAL WATER QUALITY  
CONTROL BOARD  
CENTRAL COAST REGION  
81 HIGUERA  
SAN LUIS OBISPO, CA 93401

DISCHARGE SELF MONITORING REPORT

PACIFIC GAS AND ELECTRIC CO.  
DIABLO CANYON NUCLEAR POWER PLANT  
PO BOX 56  
AVILA BEACH, CALIF 93424

PAGE: (Q) 5

FACILITY I.D. 3 402003001	BEGINNING YEAR / MO / DAY 00 / 06 / 01	ENDING YEAR / MO / DAY 00 / 06 / 30	STATE CODE 06	NPDES PERMIT # CA0003751				
STATION ANALYSIS UNITS SMPL TYPE FREQ.	EFFLUENT 001D LEAD ug/l QTRLY COMP JA/AP/JUL/OCT	EFFLUENT 001H LEAD ug/l QTRLY COMP JA/AP/JUL/OCT	EFFLUENT 001L LEAD ug/l QTRLY COMP JA/AP/JUL/OCT	EFFLUENT 001F LEAD ug/l 1 WEEK COMP JA/AP/JUL/OCT	EFFLUENT 001D MERCURY ug/l QTRLY COMP JA/AP/JUL/OCT	EFFLUENT 001H MERCURY ug/l QTRLY COMP JA/AP/JUL/OCT	EFFLUENT 001L MERCURY ug/l QTRLY COMP JA/AP/JUL/OCT	EFFLUENT 001F MERCURY ug/l 1 WEEK COMP JA/AP/JUL/OCT
1								
2								
3								
4								
5								
6								
7								
8								
9								
10								
11								
12								
13								
14								
15								
16								
17								
18								
19								
20								
21								
22								
23								
24								
25								
26								
27								
28								
29								
30								
31								
MONTHLY AVG MONTHLY HIGH MONTHLY LOW								
TIMES EXCEEDED TIMES EXCEEDED TIMES EXCEEDED	NO LIMIT	NO LIMIT	NO LIMIT	NO LIMIT	NO LIMIT	NO LIMIT	NO LIMIT	NO LIMIT

REMARKS: \* NUMBER OF SAMPLES TAKEN DURING THE DAY.

PRINCIPAL EXECUTIVE OFFICER
GREGORY M. RUEGER

SIGNATURE OF AUTHORIZED AGENT	DATE
Drew Squyres <i>DS</i>	7/20/00

CALIFORNIA REGIONAL WATER QUALITY  
CONTROL BOARD  
CENTRAL COAST REGION  
81 HIGUERA  
SAN LUIS OBISPO, CA 93401

DISCHARGE SELF MONITORING REPORT

PACIFIC GAS AND ELECTRIC CO.  
DIABLO CANYON NUCLEAR POWER PLANT  
PO BOX 56  
AVILA BEACH, CALIF 93424

PAGE: (Q) 6

FACILITY I.D. 3 402003001  
YEAR / MO / DAY BEGINNING 00 / 06 / 01  
YEAR / MO / DAY ENDING 00 / 06 / 30  
STATE CODE 06  
NPDES PERMIT # CA0003751

STATION ANALYSIS UNITS SMPL TYPE FREQ.	EFFLUENT 001D NICKEL ug/l QTRLY COMP JA/AP/JUL/OCT	EFFLUENT 001H NICKEL ug/l QTRLY COMP JA/AP/JUL/OCT	EFFLUENT 001L NICKEL ug/l QTRLY COMP JA/AP/JUL/OCT	EFFLUENT 001F NICKEL ug/l 1 WEEK COMP JA/AP/JUL/OCT	EFFLUENT 001D SILVER ug/l QTRLY COMP JA/AP/JUL/OCT	EFFLUENT 001H SILVER ug/l QTRLY COMP JA/AP/JUL/OCT	EFFLUENT 001L SILVER ug/l QTRLY COMP JA/AP/JUL/OCT	EFFLUENT 001F SILVER ug/l 1 WEEK COMP JA/AP/JUL/OCT
1								
2								
3								
4								
5								
6								
7								
8								
9								
10								
11								
12								
13								
14								
15								
16								
17								
18								
19								
20								
21								
22								
23								
24								
25								
26								
27								
28								
29								
30								
31								
MONTHLY AVG								
MONTHLY HIGH								
MONTHLY LOW								
TIMES EXCEEDED	NO LIMIT	NO LIMIT	NO LIMIT	NO LIMIT	NO LIMIT	NO LIMIT	NO LIMIT	NO LIMIT
TIMES EXCEEDED								
TIMES EXCEEDED								

REMARKS: \* NUMBER OF SAMPLES TAKEN DURING THE DAY.

PRINCIPAL EXECUTIVE OFFICER

GREGORY M. RUEGER

SIGNATURE OF AUTHORIZED AGENT

DATE

*Drew Squyres*

7/20/00

CALIFORNIA REGIONAL WATER QUALITY  
CONTROL BOARD  
CENTRAL COAST REGION  
81 HIGUERA  
SAN LUIS OBISPO, CA 93401

DISCHARGE SELF MONITORING REPORT

PACIFIC GAS AND ELECTRIC CO  
DIABLO CANYON NUCLEAR POWER PLANT  
PO BOX 56  
AVILA BEACH, CALIF 93424

PAGE: (Q) 7

FACILITY I.D.  
3 402003001

BEGINNING YEAR / MO / DAY  
00 / 06 / 01

ENDING YEAR / MO / DAY  
00 / 06 / 30

STATE CODE  
06

NPDES PERMIT #  
CA0003751

STATION ANALYSIS UNITS SMPL TYPE FREQ.	EFFLUENT 001D ZINC ug/l QTRLY COMP JA/AP/JUL/OCT	EFFLUENT 001H ZINC ug/l QTRLY COMP JA/AP/JUL/OCT	EFFLUENT 001L ZINC ug/l QTRLY COMP JA/AP/JUL/OCT	EFFLUENT 001F ZINC ug/l 1 WEEK COMP JA/AP/JUL/OCT	
1					
2					
3					
4					
5					
6					
7					
8					
9					
10					
11					
12					
13					
14					
15					
16					
17					
18					
19					
20					
21					
22					
23					
24					
25					
26					
27					
28					
29					
30					
31					
MONTHLY AVG MONTHLY HIGH MONTHLY LOW					
TIMES EXCEEDED TIMES EXCEEDED TIMES EXCEEDED	NO LIMIT	NO LIMIT	NO LIMIT	NO LIMIT	

REMARKS: \* NUMBER OF SAMPLES TAKEN DURING THE DAY.

PRINCIPAL EXECUTIVE OFFICER

GREGORY M. RUEGER

SIGNATURE OF AUTHORIZED AGENT

DATE

Drew Squires *DS*

7/20/00

CALIFORNIA REGIONAL WATER QUALITY  
CONTROL BOARD  
CENTRAL COAST REGION  
81 HIGUERA  
SAN LUIS OBISPO, CA 93401

DISCHARGE SELF MONITORING REPORT

PACIFIC GAS AND ELECTRIC CO.  
DIABLO CANYON NUCLEAR POWER PLANT  
PO BOX 56  
AVILA BEACH, CALIF 93424

PAGE: (Q) 8

FACILITY I.D. 3 402003001	BEGINNING	YEAR / MO / DAY 00 / 06 / 01	ENDING	YEAR / MO / DAY 00 / 06 / 30	STATE CODE 06	NPDES PERMIT # CA0003751
------------------------------	-----------	---------------------------------	--------	---------------------------------	------------------	-----------------------------

STATION ANALYSIS UNITS SMPL TYPE FREQ.	EFFLUENT 001D COPPER mg/l 24-HR COMP. METAL CLNG	EFFLUENT 001F COPPER mg/l 24-HR COMP. METAL CLNG	EFFLUENT 001I COPPER mg/l 24-HR COMP. METAL CLNG	EFFLUENT 001L COPPER mg/l 24-HR COMP. METAL CLNG	EFFLUENT 001M COPPER mg/l 24-HR COMP. METAL CLNG	
1						
2						
3						
4						
5						
6						
7						
8						
9						
10						
11						
12						
13						
14						
15						
16						
17						
18						
19						
20						
21						
22						
23						
24						
25						
26						
27						
28						
29						
30						
31						
MONTHLY AVG MONTHLY HIGH MONTHLY LOW	NO DISCHARGE	NO DISCHARGE	NO DISCHARGE	NO DISCHARGE	NO DISCHARGE	
TIMES EXCEEDED	MO AVG 1 = 0	MO AVG 1 = 0	MO AVG 1 = 0	MO AVG 1 = 0	MO AVG 1 = 0	
TIMES EXCEEDED	D MAX 1 = 0	D MAX 1 = 0	D MAX 1 = 0	D MAX 1 = 0	D MAX 1 = 0	
TIMES EXCEEDED						

REMARKS: \* NUMBER OF SAMPLES TAKEN DURING THE DAY.

PRINCIPAL EXECUTIVE OFFICER
GREGORY M. RUEGER

SIGNATURE OF AUTHORIZED AGENT	DATE
Drew Squyres <i>[Signature]</i>	7/20/00

CALIFORNIA REGIONAL WATER QUALITY  
CONTROL BOARD  
CENTRAL COAST REGION  
81 HIGUERA  
SAN LUIS OBISPO, CA 93401

DISCHARGE SELF MONITORING REPORT


PACIFIC GAS AND ELECTRIC CO.  
DIABLO CANYON NUCLEAR POWER PLANT  
PO BOX 56  
AVILA BEACH, CALIF 93424

PAGE: (Q) 9

FACILITY I.D. 3 402003001		YEAR / MO / DAY BEGINNING 00 / 06 / 01		YEAR / MO / DAY ENDING 00 / 06 / 30		STATE CODE 06		NPDES PERMIT # CA0003751	
STATION ANALYSIS UNITS SMPL TYPE FREQ.	EFFLUENT 001D IRON mg/l 24-HR COMP. METAL CLNG	EFFLUENT 001F IRON mg/l 24-HR COMP. METAL CLNG	EFFLUENT 001I IRON mg/l 24-HR COMP. METAL CLNG	EFFLUENT 001L IRON mg/l 24-HR COMP. METAL CLNG	EFFLUENT 001M IRON mg/l 24-HR COMP. METAL CLNG				
1									
2									
3									
4									
5									
6									
7									
8									
9									
10									
11									
12									
13									
14									
15									
16									
17									
18									
19									
20									
21									
22									
23									
24									
25									
26									
27									
28									
29									
30									
31									
MONTHLY AVG	NO	NO	NO	NO	NO				
MONTHLY HIGH	DISCHARGE	DISCHARGE	DISCHARGE	DISCHARGE	DISCHARGE				
MONTHLY LOW									
TIMES EXCEEDED	MO AVG 1 = 0	MO AVG 1 = 0	MO AVG 1 = 0	MO AVG 1 = 0	MO AVG 1 = 0				
TIMES EXCEEDED	D MAX 1 = 0	D MAX 1 = 0	D MAX 1 = 0	D MAX 1 = 0	D MAX 1 = 0				
TIMES EXCEEDED									

REMARKS: \* NUMBER OF SAMPLES TAKEN DURING THE DAY.

PRINCIPAL EXECUTIVE OFFICER
GREGORY M. RUEGER

SIGNATURE OF AUTHORIZED AGENT	DATE
<i>Drew Squires</i> 	7/20/00

CALIFORNIA REGIONAL WATER QUALITY  
CONTROL BOARD  
CENTRAL COAST REGION  
81 HIGUERA  
SAN LUIS OBISPO, CA 93401

DISCHARGE SELF MONITORING REPORT

PACIFIC GAS AND ELECTRIC CO.  
DIABLO CANYON NUCLEAR POWER PLANT  
PO BOX 56  
AVILA BEACH, CALIF 93424

PAGE: (A) 1

FACILITY I.D. 3 402003001  
BEGINNING YEAR / MO / DAY 00 / 06 / 01  
ENDING YEAR / MO / DAY 00 / 06 / 30  
STATE CODE 06  
NPDES PERMIT # CA0003751

STATION ANALYSIS UNITS SMPL TYPE FREQ.	EFFLUENT 001 TITANIUM ug/l GRAB OCTOBER	INFLUENT ARSENIC ug/l GRAB OCTOBER	EFFLUENT ARSENIC ug/l GRAB OCTOBER	INFLUENT CADMIUM ug/l GRAB OCTOBER	EFFLUENT 001 CADMIUM ug/l GRAB OCTOBER	INFLUENT LEAD ug/l GRAB OCTOBER	EFFLUENT 001 LEAD ug/l GRAB OCTOBER	INFLUENT ZINC ug/l GRAB OCTOBER
1								
2								
3								
4								
5								
6								
7								
8								
9								
10								
11								
12								
13								
14								
15								
16								
17								
18								
19								
20								
21								
22								
23								
24								
25								
26								
27								
28								
29								
30								
31								
MONTHLY AVG								ND(10)
MONTHLY HIGH								ND(10)
MONTHLY LOW								ND(10)
TIMES EXCEEDED	NO LIMIT	NO LIMIT	6M-MED. 30 = 0	NO LIMIT	6M-MED. 10 = 0	NO LIMIT	6M-MED. 10 = 0	NO LIMIT
TIMES EXCEEDED			D MAX 150 = 0		D MAX 20 = 0		D MAX 40 = 0	
TIMES EXCEEDED			I MAX 400 = 0		I MAX 50 = 0		I MAX 100 = 0	

REMARKS: \*NUMBER OF SAMPLES TAKEN DURING THE DAY.  
\*\*INFLUENT ANALYSIS PERFORMED FOR COMPARISON TO EFFLUENT RESULT.

PRINCIPAL EXECUTIVE OFFICER

GREGORY M. RUEGER

SIGNATURE OF AUTHORIZED AGENT

DATE

Drew Squyres 

7/20/00

CALIFORNIA REGIONAL WATER QUALITY  
CONTROL BOARD  
CENTRAL COAST REGION  
81 HIGUERA  
SAN LUIS OBISPO, CA 93401

DISCHARGE SELF MONITORING REPORT

PACIFIC GAS AND ELECTRIC CO.  
DIABLO CANYON NUCLEAR POWER PLANT  
PO BOX 56  
AVILA BEACH, CALIF 93424

PAGE: (A) 2

FACILITY I.D. 3 402003001  
YEAR / MO / DAY BEGINNING 00 / 06 / 01  
YEAR / MO / DAY ENDING 00 / 06 / 30  
STATE CODE 06  
NPDES PERMIT # CA0003751

STATION ANALYSIS UNITS SMPL TYPE FREQ.	INFLUENT MERCURY ug/l GRAB OCTOBER	EFFLUENT 001 MERCURY ug/l GRAB OCTOBER	INFLUENT SILVER ug/l GRAB OCTOBER	EFFLUENT 001 SILVER ug/l GRAB OCTOBER	INFLUENT CYANIDE ug/l GRAB OCTOBER	EFFLUENT 001 CYANIDE ug/l GRAB OCTOBER	INFLUENT PHENOLIC CMP ug/l (NONCL) GRAB OCTOBER	EFFLUENT 001 PHENOLIC CMP ug/l (NONCL) GRAB OCTOBER
1								
2								
3								
4								
5								
6								
7								
8								
9								
10								
11								
12								
13								
14								
15								
16								
17								
18								
19								
20								
21								
22								
23								
24								
25								
26								
27								
28								
29								
30								
31								
MONTHLY AVG								
MONTHLY HIGH								
MONTHLY LOW								
TIMES EXCEEDED	NO LIMIT	6M-MED. 0.2=0	NO LIMIT	6M-MED. 2.9=0	NO LIMIT	6M-MED. 30=0	NO LIMIT	6M-MED. 150=0
TIMES EXCEEDED		DMAX 0.8 = 0		DMAX 13.6=0		DMAX 100=0		DMAX 610= 0
TIMES EXCEEDED		IMAX 2 = 0		IMAX 35= 0		IMAX 260=0		IMAX 1530=0

REMARKS: \* NUMBER OF SAMPLES TAKEN DURING THE DAY.

PRINCIPAL EXECUTIVE OFFICER
GREGORY M. RUEGER

SIGNATURE OF AUTHORIZED AGENT	DATE
Drew Squyres <i>DS</i>	7/20/00

CALIFORNIA REGIONAL WATER QUALITY  
CONTROL BOARD  
CENTRAL COAST REGION  
81 HIGUERA  
SAN LUIS OBISPO, CA 93401

DISCHARGE SELF MONITORING REPORT

PACIFIC GAS AND ELECTRIC CO.  
DIABLO CANYON NUCLEAR POWER PLANT  
PO BOX 56  
AVILA BEACH, CALIF 93424

PAGE: (A) 3

FACILITY I.D.	YEAR / MO / DAY	YEAR / MO / DAY	STATE CODE	NPDES PERMIT #
3 402003001	BEGINNING 00 / 06 / 01	ENDING 00 / 06 / 30	06	CA0003751

STATION ANALYSIS UNITS SMPL TYPE FREQ.	INFLUENT CHLOR PHENOL ug/l GRAB OCTOBER	EFFLUENT 001 CHLOR PHENOL ug/l GRAB OCTOBER	EFFLUENT 001D LITHIUM mg/l GRAB OCTOBER	EFFLUENT 001D BORON mg/l GRAB OCTOBER	EFFLUENT 001D HYDRAZINE mg/l GRAB OCTOBER	EFFLUENT 005 OIL & GREASE mg/l GRAB OCTOBER	EFFLUENT 008 OIL & GREASE mg/l GRAB OCTOBER	
1								
2								
3								
4								
5								
6								
7								
8								
9								
10								
11								
12								
13								
14								
15								
16								
17								
18								
19								
20								
21								
22								
23								
24								
25								
26								
27								
28								
29								
30								
31								
MONTHLY AVG								
MONTHLY HIGH								
MONTHLY LOW								
TIMES EXCEEDED	NO LIMIT	6M-MED. 10=0	NO LIMIT	NO LIMIT	NO LIMIT	MO AVG 15=0	MO AVG 15=0	
TIMES EXCEEDED		DMAX 20=0				DMAX 20=0	DMAX 20=0	
TIMES EXCEEDED		IMAX 50=0						

REMARKS: \* NUMBER OF SAMPLES TAKEN DURING THE DAY.

PRINCIPAL EXECUTIVE OFFICER

GREGORY M. RUEGER

SIGNATURE OF AUTHORIZED AGENT

DATE

*Drew Squires* 

7/20/00



CALIFORNIA REGIONAL WATER QUALITY  
CONTROL BOARD  
CENTRAL COAST REGION  
81 HIGUERA  
SAN LUIS OBISPO, CA 93401

DISCHARGE SELF MONITORING REPORT

PACIFIC GAS AND ELECTRIC CO.  
DIABLO CANYON NUCLEAR POWER PLANT  
PO BOX 56  
AVILA BEACH, CALIF 93424

PAGE: (A) 4

FACILITY I.D.  
3 402003001

BEGINNING YEAR / MO / DAY  
00 / 06 / 01

ENDING YEAR / MO / DAY  
00 / 06 / 30

STATE CODE  
06

NPDES PERMIT #  
CA0003751

STATION ANALYSIS UNITS SMPL TYPE FREQ.	EFFLUENT 009 OIL & GREASE mg/l GRAB OCTOBER	EFFLUENT 013 OIL & GREASE mg/l GRAB OCTOBER	EFFLUENT 015 OIL & GREASE mg/l GRAB OCTOBER	EFFLUENT 016 OIL & GREASE mg/l GRAB OCTOBER	EFFLUENT 017 OIL & GREASE mg/l GRAB OCTOBER	INFLUENT PCB'S ug/l GRAB OCTOBER	EFFLUENT 001 PCB'S ug/l GRAB OCTOBER	
1								
2								
3								
4								
5								
6								
7								
8								
9								
10								
11								
12								
13								
14								
15								
16								
17								
18								
19								
20								
21								
22								
23								
24								
25								
26								
27								
28								
29								
30								
31								
MONTHLY AVG MONTHLY HIGH MONTHLY LOW								
TIMES EXCEEDED	MO AVG 15=0	MO AVG 15=0	MO AVG 15=0	MO AVG 15=0	MO AVG 15=0	NO LIMIT	NO LIMIT	
TIMES EXCEEDED	DMAX 20=0	DMAX 20=0	DMAX 20=0	DMAX 20=0	DMAX 20=0			
TIMES EXCEEDED								

REMARKS: \* NUMBER OF SAMPLES TAKEN DURING THE DAY.

PRINCIPAL EXECUTIVE OFFICER

GREGORY M. RUEGER

SIGNATURE OF AUTHORIZED AGENT

DATE

Drew Squires *[Signature]*

7/20/00

CALIFORNIA REGIONAL WATER QUALITY  
CONTROL BOARD  
CENTRAL COAST REGION  
81 HIGUERA  
SAN LUIS OBISPO, CA 93401

DISCHARGE SELF MONITORING REPORT

PACIFIC GAS AND ELECTRIC CO.  
DIABLO CANYON NUCLEAR POWER PLANT  
PO BOX 56  
AVILA BEACH, CALIF 93424

PAGE: (A) 5

FACILITY I.D. 3 402003001  
YEAR / MO / DAY BEGINNING 00 / 06 / 01  
YEAR / MO / DAY ENDING 00 / 06 / 30  
STATE CODE 06  
NPDES PERMIT # CA0003751

STATION	EFFLUENT 001N SLUDGE MOISTURE % GRAB OCTOBER	EFFLUENT 001N SLUDGE TOT KJLDL N mg/kg GRAB OCTOBER	EFFLUENT 001N SLUDGE AMMONIA (N) mg/kg GRAB OCTOBER	EFFLUENT 001N SLUDGE NITRATE (N) mg/kg GRAB OCTOBER	EFFLUENT 001N SLUDGE TOT PHOSPHS mg/kg GRAB OCTOBER	EFFLUENT 001N SLUDGE pH pH units GRAB OCTOBER	EFFLUENT 001N SLUDGE OIL & GREASE mg/kg GRAB OCTOBER	EFFLUENT 001N SLUDGE BORON mg/kg GRAB OCTOBER
1								
2								
3								
4								
5								
6								
7								
8								
9								
10								
11								
12								
13								
14								
15								
16								
17								
18								
19								
20								
21								
22								
23								
24								
25								
26								
27								
28								
29								
30								
31								
MONTHLY AVG								
MONTHLY HIGH								
MONTHLY LOW								
TIMES EXCEEDED	NO LIMIT	NO LIMIT	NO LIMIT	NO LIMIT	NO LIMIT	NO LIMIT	NO LIMIT	NO LIMIT
TIMES EXCEEDED								
TIMES EXCEEDED								

REMARKS: \* NUMBER OF SAMPLES TAKEN DURING THE DAY.

PRINCIPAL EXECUTIVE OFFICER

GREGORY M. RUEGER

SIGNATURE OF AUTHORIZED AGENT

DATE

Drew Squyres *[Signature]*

7/20/00

CALIFORNIA REGIONAL WATER QUALITY  
CONTROL BOARD  
CENTRAL COAST REGION  
81 HIGUERA  
SAN LUIS OBISPO, CA 93401

DISCHARGE SELF MONITORING REPORT

PACIFIC GAS AND ELECTRIC CO.  
DIABLO CANYON NUCLEAR POWER PLANT  
PO BOX 56  
AVILA BEACH, CALIF 93424

PAGE: (A) 6

FACILITY I.D.  
3 402003001

BEGINNING YEAR / MO / DAY  
00 / 06 / 01

ENDING YEAR / MO / DAY  
00 / 06 / 30

STATE CODE  
06

NPDES PERMIT #  
CA0003751

STATION ANALYSIS UNITS SMPL TYPE FREQ.	EFFLUENT 001N SLUDGE CADMIUM mg/kg GRAB OCTOBER	EFFLUENT 001N SLUDGE COPPER mg/kg GRAB OCTOBER	EFFLUENT 001N SLUDGE CHROMIUM mg/kg GRAB OCTOBER	EFFLUENT 001N SLUDGE LEAD mg/kg GRAB OCTOBER	EFFLUENT 001N SLUDGE NICKEL mg/kg GRAB OCTOBER	EFFLUENT 001N SLUDGE MERCURY mg/kg GRAB OCTOBER	EFFLUENT 001N SLUDGE ZINC mg/kg GRAB OCTOBER	EFFLUENT 001N SLUDGE VOLUME tons OCTOBER
1								
2								
3								
4								
5								
6								
7								
8								
9								
10								
11								
12								
13								
14								
15								
16								
17								
18								
19								
20								
21								
22								
23								
24								
25								
26								
27								
28								
29								
30								
31								
MONTHLY AVG MONTHLY HIGH MONTHLY LOW								
TIMES EXCEEDED	10xSTLC=0	10xSTLC=0	10xSTLC=0	10xSTLC=0	10xSTLC=0	10xSTLC=0	10xSTLC=0	
TIMES EXCEEDED	10 mg/kg=0	250 mg/kg=0	50 mg/kg=0	50 mg/kg=0	200 mg/kg=0	2 mg/kg=0	2500 mg/kg=0	
TIMES EXCEEDED	TTL>100=0	TTL>2500=0	TTL>500=0	TTL>1000=0	TTL>2000=0	TTL>20=0	TTL>5000=0	

REMARKS: \* NUMBER OF SAMPLES TAKEN DURING THE DAY.

PRINCIPAL EXECUTIVE OFFICER
GREGORY M. RUEGER

SIGNATURE OF AUTHORIZED AGENT	DATE
<i>Drew Squires</i>	7/20/00

**APPENDIX 5**

**DIABLO CANYON POWER PLANT**

**Acute Bioassay**

**May 31 - June 4, 2000**



2/16/00  
**RECEIVED**  
6/26/00

cc: J Kelly  
R Hernandez - NPDES Rpt.  
orig: <sup>Log</sup> Env. Control Lab - NPDES

TOXICITY TESTING • OCEANOGRAPHIC RESEARCH

June 6, 2000

Mr. ~~Curt Wilkinson~~ *Jim Kelly*  
FGL Environmental *DCPP*  
P.O. Box 272  
Santa Paula, CA 93060

Dear Mr. Wilkensin:


We are pleased to present the enclosed bioassay report. The test was conducted under guidelines prescribed in *Guidelines for Performing Static Acute Fish Bioassays in Municipal and Industrial Waste Waters* as provided to us by Frederic R. Kopperdahl, Fish and Wildlife Water Pollution Control Laboratory, Department of Fish and Game. Results were as follows:

CLIENT:	Fruit Growers Laboratories
SAMPLE I.D.:	DCPP-284
DATE RECEIVED:	31 May -00
ABC LAB. NO.:	FGL0501.251

#### ACUTE ABALONE SURVIVAL BIOASSAY

LC50	=	100% Survival in 100% Sample
TUa	=	0.00

Yours very truly,

  
Thomas (Tim) Mikel  
Laboratory Director

**-96 Hr Survival**

Start Date: 05/31/2000	Test ID: FGL0501251	Sample ID: CA0000000
End Date: 06/04/2000	Lab ID: CAABC	Sample Type: EFF3-Power Plant
Sample Date: 05/31/2000	Protocol: KOP 76-Kopperdahl	Test Species: HR-Haliotis rufescens
Comments: DCP-284		

Conc-%	1	2
N Control	1.0000	1.0000
100	1.0000	1.0000

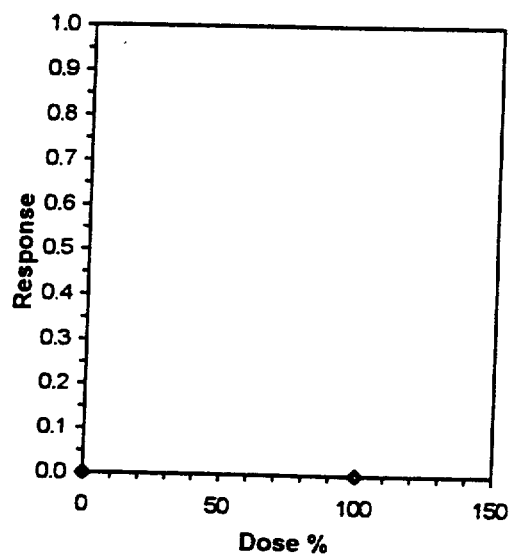
Conc-%	Mean	N-Mean	Transform: Arcsin Square Root				Isotonic		
			Mean	Min	Max	CV%	Mean	N-Mean	
N Control	1.0000	1.0000	1.4120	1.4120	1.4120	0.000	2		
100	1.0000	1.0000	1.4120	1.4120	1.4120	0.000	2		

**Auxiliary Tests**

Normality of the data set cannot be confirmed  
Equality of variance cannot be confirmed

**Statistic****Critical****Skew****Kurt****Linear Interpolation (200 Resamples)**


Point	%	SD	95% CL(Exp)	Skew
IC05	>100			
IC10	>100			
IC15	>100			
IC20	>100			
IC25	>100			
IC40	>100			
IC50	>100			



-96 Hr Survival

Start Date: 05/31/2000	Test ID: FGL0501251	Sample ID: CA0000000
End Date: 06/04/2000	Lab ID: CAABC	Sample Type: EFF3-Power Plant
Sample Date: 05/31/2000	Protocol: KOP 76-Kopperdahl	Test Species: HR-Haliotis rufescens
Comments: DCP-284		

Dose-Response Plot



**-96 Hr Survival**

Start Date: 05/31/2000	Test ID: FGL0501251	Sample ID: CA0000000
End Date: 06/04/2000	Lab ID: CAABC	Sample Type: EFF3-Power Plant
Sample Date: 05/31/2000	Protocol: KOP 76-Kopperdahl	Test Species: HR-Haliotis rufescens
Comments: DCP-284		

**Auxiliary Data Summary**

Conc-%	Parameter	Mean	Min	Max	SD	CV%	N
N Control	Temp C	15.46	15.10	15.60	0.20	2.86	10
100		15.65	14.90	16.50	0.54	4.68	10
N Control	pH	7.67	7.60	7.70	0.05	2.87	10
100		7.66	7.60	7.80	0.08	3.79	10
N Control	DO mg/L	6.85	6.50	7.50	0.34	8.56	10
100		6.94	6.60	7.50	0.31	8.02	10
N Control	Salinity ppt	33.00	33.00	33.00	0.00	0.00	10
100		33.00	33.00	33.00	0.00	0.00	10
N Control		0.00	0.00	0.00	0.00		0
100		0.00	0.00	0.00	0.00		0
N Control		0.00	0.00	0.00	0.00		0
100		0.00	0.00	0.00	0.00		0



# CLIENT DETAILS

## SECTION I

Client: PG4E  
☐ New Customer  
 Address: DCPP  
P.O. Box 56, Avila Beach, CA. 93424  
 Phone: 805-545-3419  
 FAX: 805-545-3065  
 Project name: Qtrly Toxicity tests  
 Contact person: Ken Cortese  
 Billing Information (if different from above)  
 Name: \_\_\_\_\_  
 Address: \_\_\_\_\_  
 Phone: \_\_\_\_\_  
 FAX: \_\_\_\_\_  
 Contact person: Ken Cortese  
 Purchase order/contract/FGL quote number: 4500635367  
 Pre Log Required: yes \_\_\_\_\_ no \_\_\_\_\_

# CHAIN OF CUSTODY AND ANALYSIS REQUEST DOCUMENT

ORIGINAL

## SAMPLING

## SECTION II

Sampler(s): John Harker  
 Comp Sampler Set up Date: \_\_\_\_\_ Time: \_\_\_\_\_  
 Time: \_\_\_\_\_ Mileage: \_\_\_\_\_

## REPORT INFORMATION

## SECTION III

Rush Analysis (subject to surcharge):  
☐ 5 Day ☐ 4 Day ☐ 3 Day ☐ 2 Day ☐ 24 hour  
 Electronic Data Transfer: yes \_\_\_\_\_ no \_\_\_\_\_  
 If yes, To: State \_\_\_\_\_ Client \_\_\_\_\_ Other \_\_\_\_\_  
 Lab number: 14267

## SAMPLE INFORMATION

## SECTION IV

Sample Number	Location/Description	Date Sampled	Time Sampled
1	<u>Acute Toxicity/Discharge 001</u> <u>DCPP-284</u>	<u>5-31-00</u>	

Type of Sampling: Composite (C) Grab (G)  
 Number of Containers: 6  
 Type of Containers: (G) Glass (P) Plastic (V) VOA (MT) Metal Tube  
 (P) Potable (NP) Non-Potable  
 (SW) Surface Water (MW) Monitoring Well  
 (GW) Ground Water (TB) Travel Blank  
 (WW) Wastewater (DW) Drinking Water  
 (S) Soil (SLG) Sludge (SLD) Solid (O) Oil  
 BacT: (Sys) System (SRC) Source (W) Waste  
 BacT: Routine (ROUT) Repeat (RPT) Other (OTH) Replace (RPL)  
 (LT) Leaf Tissue (PET) Petiole Tissue (PRD) Produce  
 Preservative: (1) NaOH + ZnAc, (2) NaOH, (3) HCl,  
 (4) H2SO4, (5) HNO3, (6) Na2S2O3, (7) Other \_\_\_\_\_

## ANALYSES REQUESTED

Acute Toxicity

Sample Condition: Received Intact  
 (L) Leaking (B) Broken (HS) VOA Headspace  
 Temp: Ambient \_\_\_\_\_ Chilled \_\_\_\_\_ Actual \_\_\_\_\_  
 Custody Seal (Y) (N)  
 pH check \_\_\_\_\_

To Lab D/T:

## REMARKS

## SECTION V

## CUSTODY

Relinquished by and subject to the terms and conditions on the reverse of this document:

Received by: John Harker Date: 5-31-00 Time: 1046  
 Relinquished by: Ken Cortese Date: 5-31-00 Time: 1048  
 Received by: \_\_\_\_\_ Date: \_\_\_\_\_ Time: \_\_\_\_\_

## SECTION VI

Relinquished by: \_\_\_\_\_ Date: \_\_\_\_\_ Time: \_\_\_\_\_  
 Received by: \_\_\_\_\_ Date: \_\_\_\_\_ Time: \_\_\_\_\_  
 Relinquished by: \_\_\_\_\_ Date: \_\_\_\_\_ Time: \_\_\_\_\_  
 Received by: \_\_\_\_\_ Date: \_\_\_\_\_ Time: \_\_\_\_\_

CORPORATE  
 P.O. Box 2728  
 Santa Paula, CA 91351-0272  
 Tel: (805) 659-0910  
 FAX: (805) 659-0911

E & LABORATORY  
 Operation Street  
 Tel: (805) 659-0910

OFFICE: LABORATORY  
 2500 Stagecoach Road

**OFFICE OF THE LABORATORY**  
2500 State Road  
Stockton, CA 95215

**FIELD OFFICE**

**APPENDIX 6**

**DIABLO CANYON POWER PLANT**

Chronic Bioassay

May 18 - 20, 2000



TOXICITY TESTING • OCEANOGRAPHIC RESEARCH

May 24, 2000

Mr. Jim Kelly  
Pacific Gas & Electric  
P.O. Box 56  
Avila Beach, CA 93424

FAX TRANSMITTAL # of Pages 5  
TO: Ed Hernandez FROM: Michael  
CO: PG+E AQUATIC BIOASSAY  
DEPT. \_\_\_\_\_ PHONE: (805) 643-5621  
FAX # 545-3858 FAX # (805) 643-2930  
COMMENTS \_\_\_\_\_  
\_\_\_\_\_  
\_\_\_\_\_

Dear Mr. Kelly:

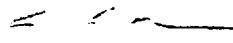
We are pleased to present the enclosed bioassay report. The test was conducted under guidelines prescribed in *Short-Term Methods for measuring the Chronic Toxicity of Effluents and Receiving Waters to West Coast Marine and Estuarine Organisms*, EPA/R-95/136. Results were as follows:

CLIENT:	Diablo Canyon Power Plant
SAMPLE I.D.:	DCPP Discharge 001
DATE RECEIVED:	18 May - 00
ABC LAB. NO.:	FGL0501159

**CHRONIC ABALONE LARVAL DEVELOPMENT BIOASSAY**

NOEC =	100.00 %
TUc =	1.00
IC25 =	>100.00 %
IC50 =	>100.00 %

Yours very truly,

  
Thomas (Tim) Mikel  
Laboratory Director

29 NORTH OLIVE STREET, VENTURA, CA 93001 • (805) 643-5621

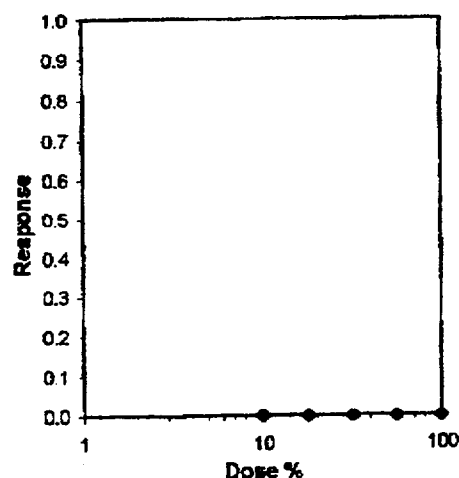
Proportion Normal					
Start Date:	18 May-00 00:00	Test ID:	FGL0501159	Sample ID:	CA0000000
End Date:	20 May-00 00:00	Lab ID:	CAABC-Aquatic Bioassay	Sample Type:	EFF3
Sample Date:	17 May-00 00:00	Protocol:	MBP 90-Anderson et al.	Test Species:	HR-Haliotis rufescens
Comments:	Discharge 001				

Conc-%	1	2	3	4	5
N Control	0.9700	0.9200	1.0000	0.9800	0.9900
10	0.9900	0.9800	0.9900	1.0000	0.9800
18	0.9900	0.9800	0.9800	0.9900	0.9800
32	1.0000	0.9700	0.9700	0.9900	0.9900
56	0.9700	1.0000	0.9900	1.0000	0.9900
100	0.9700	1.0000	0.9900	1.0000	0.9800

Transform: Arcsin Square Root								1-Tailed			Isotonic	
Conc-%	Mean	N-Mean	Mean	Min	Max	CV%	N	t-Stat	Critical	MSD	Mean	N-Mean
N Control	0.9720	1.0000	1.4202	1.2840	1.5208	6.281	5				0.9843	1.0000
10	0.9880	1.0165	1.4640	1.4289	1.5208	2.596	5	-1.248	2.360	0.0827	0.9843	1.0000
18	0.9840	1.0123	1.4456	1.4289	1.4706	1.581	5	-0.724	2.360	0.0827	0.9843	1.0000
32	0.9840	1.0123	1.4511	1.3967	1.5208	3.700	5	-0.881	2.360	0.0827	0.9843	1.0000
56	0.9900	1.0185	1.4759	1.3967	1.5208	3.447	5	-1.588	2.360	0.0827	0.9843	1.0000
100	0.9880	1.0165	1.4676	1.3967	1.5208	3.761	5	-1.350	2.360	0.0827	0.9843	1.0000

Auxiliary Tests					Statistic	Critical	Skew	Kurt					
Shapiro-Wilk's Test indicates normal distribution ( $p > 0.01$ )					0.9811	0.9	-0.482	0.59392					
Bartlett's Test indicates equal variances ( $p = 0.25$ )					6.63816	15.0863							
Hypothesis Test (1-tail, 0.05)					MSDu	MSDp	MSB	MSE	F-Prob	df			
Dunnett's Test					100	>100	1	0.03096	0.03167	0.00198	0.00307	0.66752	5, 24

Linear Interpolation (80 Resamples)				
Point	%	SE	95% CL(Exp)	Skew
IC05	>100			
IC10	>100			
IC15	>100			
IC20	>100			
IC25	>100			
IC40	>100			
IC50	>100			



## -Proportion Normal

Start Date: 18 May-00 00:00 Test ID: FGL0501159 Sample ID: CA0000000  
 End Date: 20 May-00 00:00 Lab ID: CAABC-Aquatic Bioassay Sample Type: EFF3  
 Sample Date: 17 May-00 00:00 Protocol: MBP 90-Anderson et al. Test Species: HR-Haliotis rufescens  
 Comments: Discharge 001

## Auxiliary Data Summary

Conc-%	Parameter	Mean	Min	Max	SD	CV%	N
N Control	Temp	16.00	16.00	16.00	0.00	0.00	2
10		16.20	16.20	16.20	0.00	0.00	2
18		16.20	16.20	16.20	0.00	0.00	2
32		16.40	16.40	16.40	0.00	0.00	2
56		16.40	16.40	16.40	0.00	0.00	2
100		16.50	16.50	16.50	0.00	0.00	2
N Control	pH	7.70	7.60	7.80	0.14	4.88	2
10		7.60	7.60	7.60	0.00	0.00	2
18		7.60	7.60	7.60	0.00	0.00	2
32		7.60	7.60	7.60	0.00	0.00	2
56		7.60	7.60	7.60	0.00	0.00	2
100		7.60	7.60	7.60	0.00	0.00	2
N Control	DO mg/L	8.40	8.40	8.40	0.00	0.00	2
10		7.40	7.40	7.40	0.00	0.00	2
18		7.60	7.60	7.60	0.00	0.00	2
32		7.60	7.60	7.60	0.00	0.00	2
56		7.50	7.50	7.50	0.00	0.00	2
100		7.50	7.50	7.50	0.00	0.00	2
N Control	Salinity gm/L	34.00	34.00	34.00	0.00	0.00	2
10		34.00	34.00	34.00	0.00	0.00	2
18		34.00	34.00	34.00	0.00	0.00	2
32		34.00	34.00	34.00	0.00	0.00	2
56		34.00	34.00	34.00	0.00	0.00	2
100		34.00	34.00	34.00	0.00	0.00	2

