

John K. Wood
Vice President, Nuclear

440-280-5224
Fax: 440-280-8029

July 13, 2000
PY-CEI/OEPA-0337L

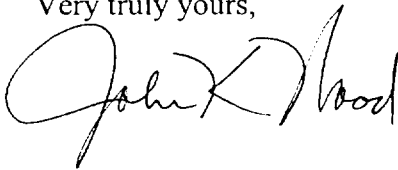
Ohio Environmental Protection Agency
Division of Water Pollution Control
Enforcement Section, ES/MOR
P.O. Box 1049
Columbus, Ohio 43216-1049

Ladies and Gentlemen:

Enclosed are the NPDES monthly report forms for the month of June, 2000.
No violations occurred during this time period.

If you have questions or require additional information, please contact Ms. Donna Tizzano at
(440) 280-5514.

Very truly yours,



DGT:sc

Enclosures

cc: NRC Region III
NRC Resident Inspector
NRC Project Manager
NRC Document Control Desk (Docket No. 50-440)

IE25

MONTHLY REPORT FORM

4500

Name, Address City, County, ZIP :

Station Code :

Reported Date (Month Year) :

Application :

07/05/2000

Perry Nuclear Power Plant
10 Center Rd CCB125
Perry OH44081

004

June 2000

3IB00016*ED

Page 1 of 1

Sampling Station Description :

Point Representative of Discharge

in(1) - Enter 1 for Continuous, 2 for Composite, 3 for Grab Sample	Reporting Lab :	Analyst :
in(2) - Enter frequency of sampling	CCB 125	D. Tizzano

(1)	1	3	3	3	1	1
(2)	999	1	1	1	999	999
	(00400) pH S.U.	(00665) Phosphorus, Total (P) mg/l	(34044) Oxidants, Total Residual mg/l	(50064) Chlorine, Free Available mg/l	(78739) Chlorination/Brominat Duration Minutes	(50050) Flow Rate MGD
Day						(00011) Water Temperature F
01				0.18	80	63.8
02	7.9			0.05	70	69.4
03				0.04	64	70.7
04				0.04	82	70
05		0.182		0.07	112	95.3
06	8			0.05	95	106.2
07				0.02	97	104.1
08				0	68	103.1
09	7.9			0.02	95	100.1
10				0	70	98.6
11				0.03	65	100.9
12		0.045		0.04	95	105.4
13	8.1			0.04	65	105.1
14				0	95	102.9
15				0.04	65	106.8
16	8.1			0.05	95	106.6
17				0.06	65	106.9
18				0.06	65	79.8
19		0.309		0.08	69	67.1
20	8			0.47	75	64.5
21				0.02	65	75.2
22				0	64	91.1
23	8.5			0	120	86.1
24				0	120	83.8
25				0	90	91.9
26		0.118		0.04	120	91
27	8.2			0	87	91.4
28				0.03	95	93.8
29				0	90	85.1
30	8.3			0.04	85	79.2
31						
TOTAL	73	0.654	0	1.47	2523	2695.9
AVG	8.1111	0.1635		0.049	84.1	89.8633
MAX	8.5	0.309		0.47	120	106.9
MIN	7.9	0.045		0	64	63.8

Additional Remarks :

I certify under the penalty of law that I have personally examined and am familiar with the information submitted and based on my inquiry of those individuals immediately responsible for obtaining the information, I believe the submitted information is true, accurate and complete. I am aware that there are significant penalties for submitting false information, including the possibility of fine and imprisonment.

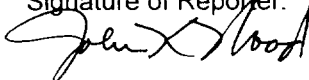
Form No EPA 4500 (8-91)

Formerly EPA SURI
(Generated by SWIMS)

Date Report Completed:

07/05/2000

Signature of Reporter:



Title of Reporter:

V.P. Nuclear, Perry

4500

Station Code :

Reported Date (Month Year) :

Application :

07/05/2000

800

June 2000

3IB00016*ED

Page 1 of 1

Sampling Station Description :

Intake Water from Plant to Lake Erie

in(1) - Enter 1 for Continuous, 2 for Composite, 3 for Grab Sample in(2) - Enter frequency of sampling	Reporting Lab : CCB 125	Analyst : D. Tizzano
---	----------------------------	-------------------------

(1)	1
(2)	999
	(00011) Water Temperature F
Day	F
01	61
02	60
03	63
04	61
05	60
06	60
07	58
08	61
09	61
10	65
11	67
12	69
13	65
14	68
15	71
16	72
17	72
18	65
19	63
20	61
21	61
22	69
23	70
24	70
25	71
26	72
27	73
28	74
29	73
30	75
31	
TOTAL	1991
AVG	66.3667
MAX	75
MIN	58

Additional Remarks :

I certify under the penalty of law that I have personally examined and am familiar with the information submitted and based on my inquiry of those individuals immediately responsible for obtaining the information, I believe the submitted information is true, accurate and complete. I am aware that there are significant penalties for submitting false information, including the possibility of fine and imprisonment.

Form No EPA 4500 (8-91)

Formerly EPA SURI
(Generated by SWMS)

Date Report Completed:

07/05/2000

Signature of Reporter:

Title of Reporter:

V.P. Nuclear, Perry

MONTHLY REPORT FORM

4500

Name, Address City, County, ZIP :

Station Code :

Reported Date (Month Year) :

Application :

07/05/2000

Perry Nuclear Power Plant
10 Center Rd. CCB125
Perry OH 44081

602

June 2000

3IB00016*ED

Page 1 of 1

Sampling Station Description :

Discharge from Chemical Cleaning Lagoon

in(1) - Enter 1 for Continuous, 2 for Composite, 3 for Grab Sample

Reporting Lab :

Analyst :

in(2) - Enter frequency of sampling

CCB 125

D. Tizzano

(1)	2	3	2	1	2
(2)	998	1	998	999	998
	(00530)	(00550)	(01042)	(50050)	(01045)
Day	Total Suspended Solids	Oil and Grease, Total	Copper, Total (Cu)	Flow Rate MGD	Iron, Total (Fe) MGD
01				AH	
02				AH	
03				AH	
04				AH	
05				AH	
06				AH	
07				AH	
08				AH	
09				AH	
10				AH	
11				AH	
12				AH	
13				AH	
14				AH	
15				AH	
16				AH	
17				AH	
18				AH	
19				AH	
20				AH	
21				AH	
22				AH	
23				AH	
24				AH	
25				AH	
26				AH	
27				AH	
28				AH	
29				AH	
30				AH	
31					
TOTAL	0	0	0	0	0
AVG				0	
MAX				0	
MIN				0	

Additional Remarks :

No discharge occurred this date.

No discharge occurred this date.

No discharge occurred this date.

No discharge occurred this date.

I certify under the penalty of law that I have personally examined and am familiar with the information submitted and based on my inquiry of those individuals immediately responsible for obtaining the information, I believe the submitted information is true, accurate and complete. I am aware that there are significant penalties for submitting false information, including the possibility of fine and imprisonment.

Form No EPA 4500 (8-91)

Formerly EPA SURI
(Generated by SWIMS)

Date Report Completed:

07/05/2000

Signature of Reporter:




Title of Reporter:

V.P. Nuclear, Perry

I certify under the penalty of law that I have personally examined and am familiar with the information submitted and based on my inquiry of those individuals immediately responsible for obtaining the information, I believe the submitted information is true, accurate and complete. I am aware that there are significant penalties for submitting false information, including the possibility of fine and imprisonment.

Formerly EPA SURI
(Generated by SWIMS)

Signature of Reporter: 

V.P. Nuclear, Perry

MONTHLY REPORT FORM

4500

Name, Address City, County, ZIP :

Perry Nuclear Power Plant
10 Center Rd. CCB125
Perry OH 44081

Station Code :

601

Reported Date (Month Year) :

June 2000

Application :

3IB00016*ED

07/05/2000

Page 1 of 1

Sampling Station Description :

Discharge from Regenerate Neutralization Pits

in(1) - Enter 1 for Continuous, 2 for Composite, 3 for Grab Sample

in(2) - Enter frequency of sampling

Reporting Lab :

CCB 125

Analyst :

D. Tizzano

(1)	3	1	2	1	1
(2)	1	999	998	999	999
	(00550) Oil and Grease, Total mg/l	(50050) Flow Rate MGD	(00530) Total Suspended Solids mg/l	(00401) pH, Maximum S.U.	(00402) pH, Minimum S.U.
Day					
01					
02					
03					
04	AA	0.025	4	7.5	7.3
05					
06	AA	0.017	4	9	7.9
07					
08					
09					
10					
11		0.018		7.7	7.5
12					
13					
14					
15					
16	AA	0.021	4	7.7	7.5
17					
18					
19					
20					
21					
22					
23					
24					
25					
26					
27					
28	AA	0.026	9	7.5	7.4
29		0.025		8.5	8.5
30					
31					
TOTAL	0	0.132	21	47.9	46.1
AVG	0	0.022	5.25	7.9833	7.6833
MAX	0	0.026	9	9	8.5
MIN	0	0.017	4	7.5	7.3

Additional Remarks :

I certify under the penalty of law that I have personally examined and am familiar with the information submitted and based on my inquiry of those individuals immediately responsible for obtaining the information, I believe the submitted information is true, accurate and complete. I am aware that there are significant penalties for submitting false information, including the possibility of fine and imprisonment.

Form No EPA 4500 (8-91)

Formerly EPA SURI
(Generated by SWIMS)

Date Report Completed:

07/05/2000

Signature of Reporter:



Title of Reporter:

V.P. Nuclear, Perry